Appendix A

Air Quality and Greenhouse Gas Emissions Study



Ventura Ranch Farmworker Housing Complex

Air Quality and Greenhouse Gas Emissions Study

prepared for

Ventura County
Resource Management Agency, Planning Division
800 South Victoria Avenue
Ventura, California 93009
Contact: Michael Conger, Senior Planner

prepared by

Rincon Consultants, Inc.
180 North Ashwood Avenue
Ventura, California 93003

September 2025

RINCON CONSULTANTS

Table of Contents

1 Project Description and Impact Summary 1
1.1 Introduction 1
1.2 Project Background 1
2 Background 11
2.1 Environmental Setting 11
2.1.1 Air Quality 11
2.1.2 Greenhouse Gas 15
2.2 Regulatory Setting 20
2.2.1 Air Quality 20
2.2.2 Greenhouse Gas Emissions 26
3 Impact Analysis 35
3.1 Methodology 35
3.2 Significance Thresholds 36
3.2.1 Air Quality 36
3.2.2 Greenhouse Gas Emissions 37
3.3 Cumulative Air Quality Impacts 49
3.4 Project-Level Greenhouse Gas Emissions Impacts 50
3.5 Greenhouse Gas Emissions Cumulative Impacts 56
4 References 57

Tables

Table 1 Summary of Impacts 1
Table 2 Project Summary 6
Table 3 Federal and State Ambient Air Quality Standards 21
Table 4 Annual Ambient Air Quality Data from Nearest Monitoring Stations 26
Table 5 Project Construction Emissions 39
Table 6 Project Operational Emissions 42
Table 7 Mitigated Project Construction Emissions 44
Table 8 Estimated Construction GHG Emissions 51
Table 9 Estimated GHG Emissions 52
Table 10 Consistency with Applicable SCAG 2024-2050 RTP/SCS Strategies 53
Table 11 Consistency with Ventura County 2040 General Plan 54

Figures

Figure 1 Regional Location 2
Figure 2 Project Location 3
Figure 3 Proposed Tentative Parcel Map 7
Figure 4 Project Phasing Map 8
Figure 5 Conceptual Site Plan 9

Appendices

Appendix A Assumptions and Calculations
Appendix B CalEEMod Output
Appendix C Construction Assumptions and Calculations
Appendix D AERMOD Output

1 Project Description and Impact Summary

1.1 Introduction

This study analyzes the potential air quality and greenhouse gas (GHG) impacts of the proposed Ventura Ranch Farmworker Housing Complex (herein referred to as "proposed project" or "project") located in unincorporated Ventura County, California. Rincon Consultants, Inc. (Rincon) prepared this study under contract to the County of Ventura for use in support of the environmental documentation being prepared pursuant to the California Environmental Quality Act (CEQA). The purpose of this study is to analyze the project's air quality and GHG impacts related to both temporary construction activity and long-term operation of the project. The conclusions of this study are summarized in Table 1.

Table 1 Summary of Impacts

Impact Statement	Proposed Project's Level of Significance
Air Quality	
Conflict with or obstruct implementation of the applicable air quality plan?	Less than significant impact
Result in a cumulatively considerable net increase of any criteria pollutant for which the project region is in non-attainment under an applicable federal or state ambient air quality standard?	Less than significant impact with mitigation
Expose sensitive receptors to substantial pollutant concentrations?	Less than significant impact with Mitigation
Result in other emissions (such as those leading to odors) adversely affecting a substantial number of people?	Less than significant impact
Greenhouse Gas Emissions (GHG)	
Generate GHG emissions, either directly or indirectly, that may have a significant impact on the environment?	Less than significant impact
Conflict with an applicable plan, policy or regulation adopted for the purpose of reducing the emissions of GHGs?	Less than significant impact

1.2 Project Background

Project Location

The approximately 83-acre project site is located at 4884 North Ventura Avenue (Assessor's Parcel Numbers [APNs] 063-0-110-065, -035, -090, and -145), east of Ventura Avenue and Floral Drive, in unincorporated Ventura County. The project site is located 3.62 miles north of the City of Ventura and is within the City's sphere of influence. The project site currently contains undeveloped open space, an orchard with associated accessory structures (e.g., barns and storage), and a single-family residence with a covered patio and detached garage. Single-family residential uses and open space are located to the north, with undeveloped open space to the east, single-family and agricultural uses to the south, and Highway 33 to the west, across from which is vacant industrial land. Additionally, the project site surrounds a water storage facility, which is not part of the project site. Figure 1 shows the regional project location, and Figure 2 shows the project vicinity.

Figure 1 Regional Location



Imagery provided by Esri and its licensors © 2025.

24-16460 EPS
Fig 1 Regional Location

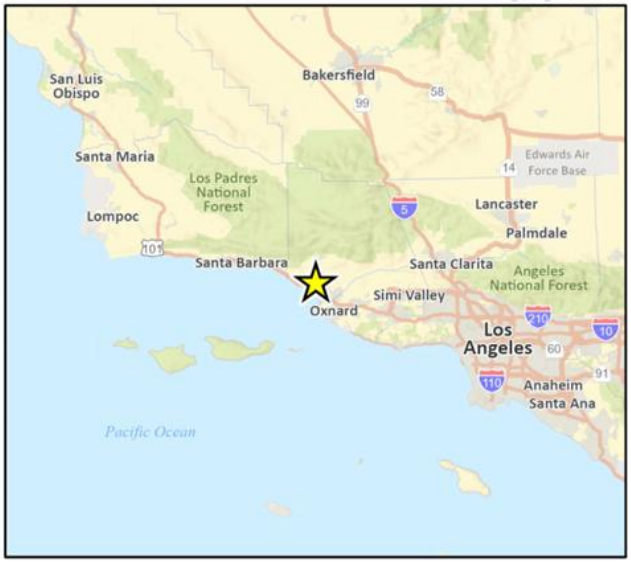

Figure 2 Project Location



Current Land Use Designation and Zoning

According to the Ventura County 2040 General Plan, the project site has a General Plan land use designation of Open Space (OS) and ECU-Agriculture (ECU-A)[1]. The Open Space designation, as defined under Section 65560 of the Government Code, is defined as any parcel or area of land or water which is essentially unimproved and devoted to an open-space use. The ECU-Agricultural designation is defined as irrigated lands which are suitable for the cultivation of crops and the raising of livestock within the boundaries of an Existing Community designated area and encompasses parcels of less than the prescribed minimum lot area.[2]

The project site is zoned with a mix of Open Space (OS-160 ac) and Agricultural Exclusive (AE-40 ac). According to the Non-Coastal Zoning Ordinance (NCZO) Section 8104-1.1, the OS zone permits the following land uses: dwellings (including single-family, two-family, multi-family, and accessory dwelling units), employee housing, farmworker housing complexes, transitional and supportive housing, and care facilities (such as day care centers and intermediate care facilities).[3] In addition, according to the NCZO Section 8104-1.2, the purpose of the AE zone is to preserve and protect commercial agricultural lands as a limited and irreplaceable resource, to preserve and maintain agriculture as a major industry in Ventura County and to protect these areas from the encroachment of nonrelated uses which, by their nature, would have detrimental effects upon the agriculture industry.[4] The existing zoning and General Plan designations for the project site allow for the development of a farmworker housing complex with approval of a Planned Development Permit.

Surrounding Land Uses

Surrounding land uses feature a mix of very low- and low-density residential areas, as well as industrial and commercial land uses. The project site is bordered by residential housing to the north, open space to the east, additional residential housing and a dog kennel to the south, and vacant industrial land to the west.

Project Description

The housing complex would be constructed on three parcels (Parcels 1, 2, and 3) totaling 19.8-acres. The project would set aside the remaining approximately 63-acre parcel (Parcel 4), as a conservation parcel that would be transferred to a Planning Director-approved conservation organization or public agency to remain as open space in perpetuity. The existing farmhouse on the project site would be demolished while the existing orchard would be retained on Parcel 4. The proposed parcels are illustrated in the Tentative Parcel Map shown in **Error! Reference source not found.**.

The project would include construction of 328 residential units within 18 buildings, developed in three phases. Phase 1 would consist of 92 units within five residential buildings on 6.11-acres. Phase 2 would consist of 104 units within six residential buildings on 4.31-acres. Phase 3 would be developed with 132 units within seven buildings on 8.66 acres. Each residential building would consist of a mix of one-

1 'ECU' refers to Existing Communities and Urban designated areas
2 Ventura County. 2020. 2040 General Plan, Land Use and Community Character Element https://docs.vcrma.org/images/pdf/planning/plans/Final_2040_General_Plan_docs/VCGPU_02_Land_Use_Element_2020_09_15_web.pdf (accessed February 2025).
3 Ventura County Planning Division. 2025. Ventura County Non-Coastal Zoning Ordinance, Division 8, Chapter 1 of the Ventura County Ordinance Code. Available: https://www2.vcrma.org/wp-content/uploads/2024/06/ventura-county-non-coastal-zoning-ordinance.pdf. (accessed May 2025).
4 ibid

, two-, and three-bedroom units, and would vary between 12 and 24 units. The project phasing plan is depicted in Figure 4.

The development would also involve the construction of one free standing community center, a second community center within one of the residential buildings, two maintenance buildings, and eight trash enclosures. Residential amenities would be comprised of play fields, a teen/adult recreation amenity, playground equipment, a community garden, walking paths, and electric vehicle (EV) charging stations. Acommunity center with an active area is proposed in the northwestern corner of the project site, a playground for children aged five to twelve in the southeastern corner, another playground for children aged two to five in the southeastern corner, and a central green recreation plaza located near the heart of the residential area. Covenants, conditions, and restrictions (CC&Rs) will be established to outline the maintenance and operation obligations for the access easements, community centers, and recreational facilities and mutual rights of access to the amenities between the three residential parcels.

The proposed residential structures would feature a combination of one-, two-, and three-story buildings, with a maximum height of 35 feet. The proposed buildings would be designed in a modern Spanish Colonial style with tile roofing, dark vinyl windows, beige cement plaster, dark brown gutters and downspouts, light brown beams, rafter tails and doors, and decorative tiles. All residential units would be equipped with air filters that meet the minimum efficiency reporting value (MERV) 14 standard.

Regional access to the site is provided by the Ojai Freeway (SR-33). Local site access and internal circulation would be provided by two driveways off Ventura Avenue and private interior streets. A connection to Floral Drive in the northwest corner would be provided for emergency use only, with a locked emergency access gate only available to first responders. The project proposes 30-foot-wide access roads that would extend through the project site before ending at the eastern boundary of the site. The access roads would provide access to all proposed parking spaces and garages and would enable internal circulation of vehicles and bicycles on-site.

The proposed project would feature 565 parking spaces, including 27 ADA spaces and guest parking. Additionally, the project would provide EV charging stations in accordance with CALGreen requirements. Table 2 provides further project details. The Conceptual Site Plan is shown in Figure 5.

Table 2 Project Summary

Project Component	Phase 1	Phase 2	Phase 3
Building Types			
Residential (A)	50,180 sf	50,180 sf	75,270 sf
Residential (B)	34,114 sf	34,114 sf	51,171 sf
Residential (C)	12,758 sf	25,516 sf	N/A
Community Center + Residential (D)	N/A	N/A	17,400 sf
Community Center (E)	4,810 sf	N/A	N/A
Maintenance Building	637 sf	N/A	637 sf
Trash Enclosures	660 sf	440 sf	660 sf
Total Floor Area	**103,159 sf**	**110,250 sf**	**145,138 sf**
Sitewide Open Space, Landscaping, and Parking			
Landscaping			188,957 sf (4.34 acres)
Total Open Space			**248,624 sf (5.71 acres)**
Common			230,758 sf (5.30 acres)
Private			17,876 sf (0.41 acres)
Conservation Space (open space)			2,759,090 sf (63.34 acres)
Total Vehicle Parking			**585 spaces**
Vehicle Parking			585 spaces
Accessible Parking Spaces			27 spaces

sf = square feet

Figure 3 Proposed Tentative Parcel Map

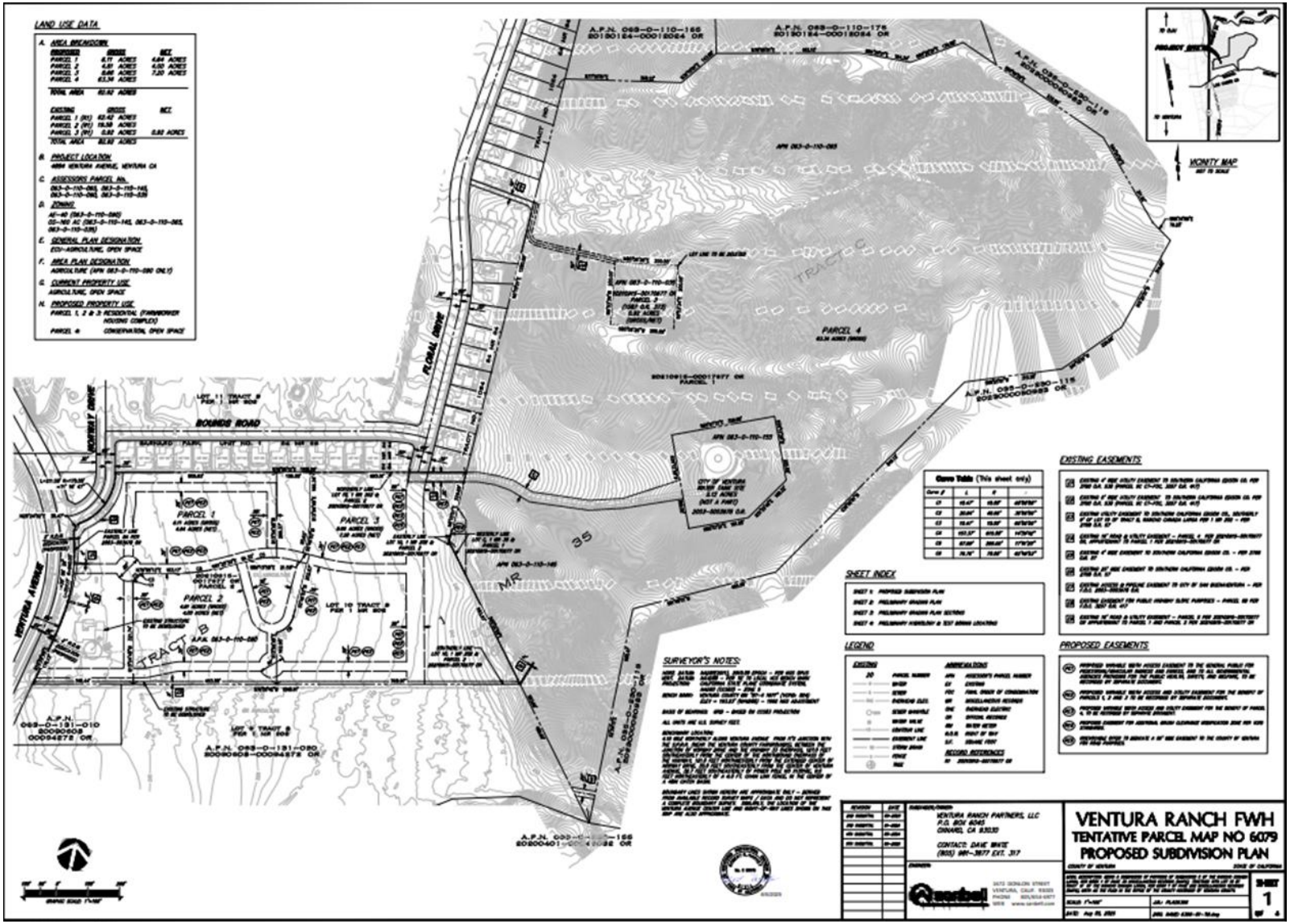

Figure 4 Project Phasing Map



Figure 5 Conceptual Site Plan

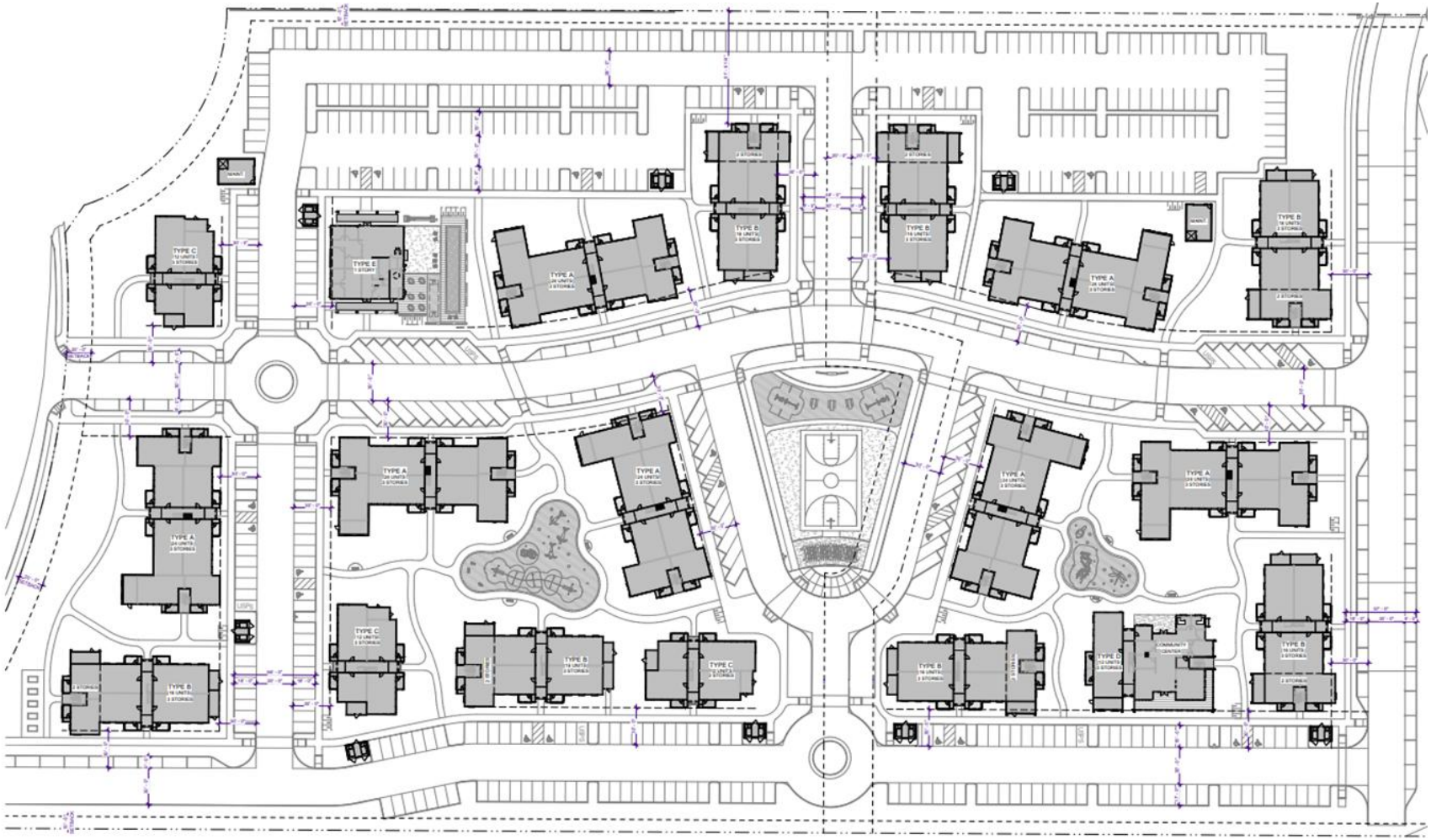

Construction

Project construction would be developed in three phases. Phase 1 construction would occur over approximately 20 months and would involve approximately 14 days of demolition, 90 days of site preparation, 30 days of grading, 14 months of building construction, and 30 days of architectural coating. Excavation and trenching for utilities would involve a maximum depth of up to approximately 10 feet below ground surface. Phase 1 would be operational in 2028.

Phase 2 construction would occur over approximately 20 months and would involve approximately 90 days of site preparation, 30 days of grading, 14 months of building construction, and 30 days of architectural coating. Excavation and trenching for utilities would involve a maximum depth of up to approximately 10 feet below ground surface. Phase 2 would be operational in 2030.

Phase 3 construction would occur over approximately 20 months and would involve approximately 90 days of site preparation, 30 days of grading, 14 months of building construction, and 30 days of architectural coating. Excavation and trenching for utilities would involve a maximum depth of up to approximately 10 feet below ground surface. Phase 3 would be operational in 2032.

A total of 5,700 sf of existing buildings and accessory structures would be demolished and removed from the site. A total of 17,000 cubic yards of soil would be imported during project construction. Exported soil, demolished building materials, and construction waste is anticipated to be taken to Toland Road Landfill located approximately 17.6 miles northeast of the project site.

2 Background

2.1 Environmental Setting

Local Climate and Meteorology

The project site is in the Ventura County portion of the South Central Coast Air Basin (Basin), which is comprised of Ventura County, Santa Barbara County, and San Luis Obispo County. The regional climate in the Basin is characterized by warm summers, mild winters, infrequent seasonal rainfall, and moderate humidity, with the predominate wind patterns following a diurnal land/sea breeze cycle with typical daytime winds from the west. The diurnal land/sea breeze causes air pollutants to be pushed toward the ocean during the early morning by the land breeze and toward the east during the afternoon by the sea breeze. This creates a "sloshing" effect which causes pollutants to remain in the Basin for several days. Air quality in the Basin is primarily influenced by meteorology and a wide range of emission sources, such as dense population centers, substantial vehicular traffic, and industry.

Air pollutant emissions in the Basin are generated primarily by stationary and mobile sources. Stationary sources can be divided into two major subcategories: point and area sources. Point sources occur at a specific location and are often identified by an exhaust vent or stack. Examples include boilers or combustion equipment that produce electricity or generate heat. Area sources are widely distributed and include such sources as residential and commercial water heaters, painting operations, lawn mowers, agricultural fields, landfills, and some consumer products. Mobile sources refer to emissions from motor vehicles, including tailpipe and evaporative emissions, and are classified as either on-road or off-road. On-road sources may be legally operated on roadways and highways. Off-road sources include aircraft, ships, trains, and self-propelled construction equipment. Air pollutants can also be generated by the natural environment, such as when high winds suspend fine dust particles.

2.1.1 Air Quality

Air Pollutants of Primary Concern

Primary criteria pollutants are emitted directly from a source (e.g., vehicle tailpipe, an exhaust stack of a factory, etc.) into the atmosphere. Primary criteria pollutants include carbon monoxide (CO), nitrogen dioxide (NO_2), particulate matter with diameters 10 micrometers and smaller (PM_{10}), particulate matter with diameters 2.5 micrometers and smaller ($PM_{2.5}$), sulfur dioxide (SO_2), and lead (Pb). Ozone (O_3) is considered a secondary criteria pollutant because it is created by atmospheric chemical and photochemical reactions between reactive organic gases (ROC) and nitrogen oxides (NO_X). The following subsections describe the characteristics, sources, and health and atmospheric effects of criteria air contaminants.

Ozone

Ozone is a highly oxidative unstable gas produced by a photochemical reaction (triggered by sunlight) between NO_X and reactive organic compounds, also referred to as volatile organic compounds [VOC]

or ROC.[5] ROC is composed of non-methane hydrocarbons (with specific exclusions), and NO_X is composed of different chemical combinations of nitrogen and oxygen, mainly nitric oxide (NO) and NO_2. NO_X is formed during the combustion of fuels, while ROC is formed during the combustion and evaporation of organic solvents. As a highly reactive molecule, ozone readily combines with multiple different atmosphere components. Consequently, high ozone levels tend to exist only while high ROC and NO_X levels are present to sustain the ozone formation process. Once the precursors have been depleted, ozone levels rapidly decline. Because these reactions occur on a regional rather than local scale, ozone is considered a regional pollutant. In addition, because ozone requires sunlight to form, it mainly occurs in concentrations considered serious between April and October. Groups most sensitive to ozone include children, the elderly, people with respiratory disorders, and people who exercise strenuously outdoors. Depending on the level of exposure, ozone can cause coughing and a sore or scratch throat; make it more difficult to breathe deeply and vigorously and cause pain when taking a deep breath; inflame and damage the airways; make the lungs more susceptible to infection; and aggravate lung diseases such as asthma, emphysema, and chronic bronchitis (United States Environmental Protection Agency [USEPA] 2022a).

Carbon Monoxide

Carbon monoxide (CO) is a localized pollutant found in high concentrations only near its source. The primary source of CO, a colorless, odorless, poisonous gas, is automobile traffic's incomplete combustion of petroleum fuels. Therefore, elevated concentrations are usually only found near areas of high traffic volumes. Other sources of CO include the incomplete combustion of petroleum fuels at power plants and fuel combustion from wood stoves and fireplaces during the winter. When CO levels are elevated outdoors, they can be of particular concern for people with some types of heart disease. People with pre-existing heart disease related conditions have a reduced ability to get oxygenated blood to their hearts in situations where they need more oxygen than usual. As a result, they are especially vulnerable to the effects of CO when exercising or under increased stress. Given the stressors on their heart, short-term exposure to elevated CO may result in reduced oxygen to the heart accompanied by chest pain, also known as angina (USEPA 2022a).

Nitrogen Dioxide

Nitrogen dioxide (NO_2) is a by-product of fuel combustion. The primary sources are motor vehicles, industrial boilers, and furnaces. The principal form of NO_x produced by combustion is NO, but NO reacts rapidly to form NO_2, creating the mixture of NO and NO_2, commonly called NO_X. NO_2 is a reactive, oxidizing gas and an acute irritant capable of damaging cell linings in the respiratory tract. Breathing air with a high concentration of NO_2 can irritate airways in the human respiratory system. Such exposures over short periods can aggravate respiratory diseases leading to respiratory symptoms (such as coughing, wheezing, or difficulty breathing), hospital admissions, and visits to emergency rooms. Longer exposures to elevated concentrations of NO_2 may contribute to the development of asthma and potentially increase susceptibility to respiratory infections. People with asthma and children and the elderly are generally at greater risk for the health effects of NO_2.

Additionally, NO_2 absorbs blue light and causes a reddish-brown cast to the atmosphere and reduced visibility. It can also contribute to the formation of ozone/smog and acid rain (USEPA 2022a).

[5] The CARB defines VOC, ROC and ROG similarly as "any compound of carbon excluding carbon monoxide, carbon dioxide, carbonic acid, metallic carbides or carbonates, and ammonium carbonate" with the exception that VOC are compounds that participate in atmospheric photochemical reactions. For the purposes of this analysis, ROC, ROG and VOC are considered comparable in terms of mass emissions, and the term ROC is used in this report since VCAPCD sets the threshold for ROC.

Sulfur Dioxide

Sulfur dioxide (SO_2) is included in a group of highly reactive gases known as sulfur oxides (SO_X). The largest sources of SO_2 emissions are from fossil fuel combustion at power plants (73 percent) and other industrial facilities (20 percent). Smaller sources of SO_2 emissions include industrial processes such as extracting metal from ore and burning fuels with a high sulfur content by locomotives, large ships, and off-road equipment. Short-term exposures to SO_2 can harm the human respiratory system and make breathing difficult. People with asthma, particularly children, are sensitive to these effects of SO_2 (USEPA 2022a).

Particulate Matter

Particulate matter with a diameter of 10 micrometers or less (PM_{10}) and particulate matter with a diameter of 2.5 micrometers or less in diameter ($PM_{2.5}$) are comprised of finely divided solids and liquids such as dust, soot, aerosols, fumes, and mists. Both PM_{10} and $PM_{2.5}$ are emitted into the atmosphere as by-products of fuel combustion and wind erosion of soil and unpaved roads. The atmosphere, through chemical reactions, can form particulate matter. The characteristics, sources, and potential health effects of PM_{10} and $PM_{2.5}$ can be very different. PM_{10} is generally associated with dust mobilized by wind and vehicles. In contrast, $PM_{2.5}$ is generally associated with combustion processes and formation in the atmosphere as a secondary pollutant through chemical reactions. PM_{10} can cause increased respiratory disease, lung damage, cancer, premature death, reduced visibility, and surface soiling. For $PM_{2.5}$, short-term exposures (up to 24 hours duration) have been associated with premature mortality, increased hospital admissions for heart or lung causes, acute and chronic bronchitis, asthma attacks, emergency room visits, respiratory symptoms, and restricted activity days. These adverse health effects have been reported primarily in infants, children, and older adults with preexisting heart or lung diseases (California Air Resources Board [CARB] 2022a).

Lead

Lead is a metal found naturally in the environment, as well as in manufacturing products. The major sources of lead emissions historically have been mobile and industrial. However, due to the USEPA's regulatory efforts to remove lead from gasoline, atmospheric lead concentrations have declined substantially over the past several decades. The most dramatic reductions in lead emissions occurred before 1990 due to the removal of lead from gasoline sold for most highway vehicles. Lead emissions were further reduced substantially between 1990 and 2008, with reductions occurring in the metals industries at least partly due to national emissions standards for hazardous air pollutants (USEPA 2013). As a result of phasing out leaded gasoline, metal processing is currently the primary source of lead emissions. The highest lead level in the air is generally found near lead smelters. Other stationary sources include waste incinerators, utilities, and lead-acid battery manufacturers. Lead can adversely affect the nervous system, kidney function, immune system, reproductive and developmental systems, and cardiovascular system, depending on exposure. Lead exposure also affects the oxygen-carrying capacity of blood. The lead effects most likely encountered in current populations are neurological in children. Infants and young children are susceptible to lead exposures, contributing to behavioral problems, learning deficits, and lowered intelligence quotient (USEPA 2022a).

Toxic Air Contaminants

In addition to the criteria pollutants discussed above, toxic air contaminants (TACs) are a diverse group of air pollutants that may cause or contribute to an increase in deaths or serious illness, or that may pose a present or potential hazard to human health. TACs include both organic and inorganic

chemical substances that may be emitted from a variety of common sources, including gasoline stations, motor vehicles, dry cleaners, industrial operations, painting operations, and research and teaching facilities. One of the main sources of TACs in California is diesel engine exhaust that contains solid material known as diesel particulate matter (DPM). More than 90 percent of DPM is less than one micrometer in diameter (about $1/70^{th}$ the diameter of a human hair), and thus, is a subset of $PM_{2.5}$. Because of their extremely small size, TACs can be inhaled and eventually trapped in the bronchial and alveolar regions of the lungs (CARB 2022a). TACs are different than criteria pollutants because ambient air quality standards have not been established for TACs. TACs occurring at extremely low levels may still cause health effects and it is typically difficult to identify levels of exposure that do not produce adverse health effects. TAC impacts are described by carcinogenic risk and by chronic (i.e., long duration) and acute (i.e., severe but of short duration) adverse effects on human health. People exposed to TACs at sufficient concentrations and durations may have an increased chance of getting cancer or experiencing other serious health effects. These health effects can include damage to the immune system, as well as neurological, reproductive (e.g., reduced fertility), developmental, respiratory, and other health issues (USEPA 2025a).

San Joaquin Valley Fever

San Joaquin Valley Fever (formally known as Coccidioidomycosis) is an infectious disease caused by the fungus *Coccidioides immitis*. San Joaquin Valley Fever (Valley Fever) is a disease of concern in the Basin with approximately 231 cases reported in Ventura County as of July 31, 2025 (California Department of Public Health 2025). The *Coccidioides* fungus resides in the soil in southwestern United States, northern Mexico, and parts of Central and South America. Infection is caused by inhalation of *Coccidioides immitis* spores that have become airborne when dry, dusty soil or dirt is disturbed by natural processes, such as wind or earthquakes, or by human-induced ground-disturbing activities, such as construction, farming, or other activities (VCAPCD 2003). About 60 percent of infected persons have no symptoms. The remainder develop flu-like symptoms that can last for a month and tiredness that can sometimes last for longer than a few weeks. A small percentage of infected persons (<1 percent) can develop disseminated disease that spreads outside the lungs to the brain, bone, and skin. Without proper treatment, this small percentage of persons infected with disseminated disease of Valley Fever can lead to severe pneumonia, meningitis, and even death. Symptoms may appear between one to four weeks after exposure (Los Angeles County Health Department 2013).

Diagnosis of Valley Fever is conducted through a sample of blood, other body fluid, or biopsy of affected tissue. Valley Fever is treatable with anti-fungal medicines and is not contagious. Once recovered from the disease, the individual is protected against further infection. Persons at highest risk from exposure are those with compromised immune systems, such as those with human immunodeficiency virus (HIV) and those with chronic pulmonary disease. Farmers, construction workers, and others who engage in activities that disturb the soil are at highest risk for Valley Fever. Infants, pregnant women, diabetics, people of African, Asian, Latino, or Filipino descent, and the elderly may be at increased risk for disseminated disease. Historically, people at risk for infection are individuals not already immune to the disease and whose jobs involve extensive contact with soil dust, such as construction or agricultural workers and archeologists (Los Angeles County Health Department 2013).

During drought years, the number of organisms competing with *C. immitis* decreases, and the remainder of alive *C. immitis* becomes dormant. When rain eventually occurs, the arthrocondia germinate and multiply more than usual because of a decrease in competing organisms. Later, the soil dries out in the summer and fall, and the fungi can become airborne and potentially infectious (Kirkland and Fierey 1996).

Sensitive Receptors

CARB and the Office of Environmental Health Hazard Assessment (OEHHA) have identified the following groups of individuals as the most likely to be affected by air pollution: the elderly over 65, children under 14, infants (including in utero in the third trimester of pregnancy), and persons with cardiovascular and chronic respiratory diseases such as asthma, emphysema, and bronchitis (CARB 2005; OEHHA 2015). Some land uses are considered more sensitive to air pollution than others due to the types of population groups or activities involved and are referred to as sensitive receptors. Examples of these sensitive receptors are residences, schools, hospitals, religious facilities, and daycare centers. The nearest sensitive receptors to the site include single-family residences adjacent to the northern and southern project boundary.

2.1.2 Greenhouse Gas

Gases that trap heat in the atmosphere are known as GHGs. GHGs allow sunlight to enter the atmosphere but trap a portion of the outward-bound infrared radiation that warms the air. The process is similar to the effect greenhouses have in raising the internal temperature of the structure. Both natural processes and human activities emit GHGs. The accumulation of GHGs in the atmosphere regulates the Earth's temperature, but emissions from human activities (such as fossil fuel-based electricity production and the use of motor vehicles) have elevated the concentration of GHGs in the atmosphere. Scientists agree that this accumulation of GHGs has contributed to an increase in the temperature of the Earth's atmosphere and to global climate change. Global climate change is a change in the average weather on Earth that can be measured by wind patterns, storms, precipitation, and temperature. Although there is disagreement as to the rate of global climate change and the extent of the impacts attributable to human activities, most scientists agree there is a direct link between increased emissions of GHGs and long-term global temperature increases.

The gases widely seen as the principal contributors to human-induced climate change include carbon dioxide (CO_2), methane (CH_4), nitrous oxides (N_2O), fluorinated gases such as hydrofluorocarbons (HFCs) and perfluorocarbons (PFCs), and sulfur hexafluoride (SF_6). Water vapor is excluded from the list of GHGs because it is short-lived in the atmosphere, and natural processes, such as oceanic evaporation, largely determine its atmospheric concentrations.

GHGs are emitted by natural processes and human activities. Of these gases, CO_2 and CH_4 are emitted in the greatest quantities from human activities. Emissions of CO_2 are usually by-products of fossil fuel combustion, and CH_4 results from off-gassing associated with agricultural practices and landfills. Human-made GHGs, many of which have greater heat-absorption potential than CO_2, include fluorinated gases and SF_6.

Different types of GHGs have varying global warming potentials (GWP). The GWP of a GHG is the potential of a gas or aerosol to trap heat in the atmosphere over a specified timescale (generally, 100 years). Because GHGs absorb different amounts of heat, a common reference gas (CO_2) is used to relate the amount of heat absorbed to the amount of the gas emitted, referred to as "carbon dioxide equivalent" (CO_2e), which is the amount of GHG emitted multiplied by its GWP. Carbon dioxide has a 100-year GWP of one. By contrast, methane has a GWP of 30, meaning its global warming effect is 30 times greater than CO_2 on a molecule per molecule basis (IPCC 2021).[6]

[6] The Intergovernmental Panel on Climate Change's (2021) *Sixth Assessment Report* determined that methane has a GWP of 30. However, the 2017 Climate Change Scoping Plan published by the California Air Resources Board uses a GWP of 25 for methane, consistent with the Intergovernmental Panel on Climate Change's (2007) *Fourth Assessment Report*. Therefore, this analysis utilizes the GWPs from the Fourth Assessment Report.

Greenhouse Gases

Carbon Dioxide

Carbon dioxide (CO_2) is the primary GHG emitted through human activities. In 2020, CO_2 accounted for about 79 percent of all U.S. GHG emissions from human activities. CO_2 is naturally present in the atmosphere as part of the Earth's carbon cycle (the natural circulation of carbon among the atmosphere, oceans, soil, plants, and animals). Human activities are altering the carbon cycle–both by adding more CO_2 to the atmosphere, and by influencing the ability of natural sinks, like forests and soils, to remove and store CO_2 from the atmosphere. While CO_2 emissions come from a variety of natural sources, human-related emissions are responsible for the increase that has occurred in the atmosphere since the industrial revolution (USEPA 2022a).

Methane

Methane (CH_4) is a colorless, odorless gas and is the major component of natural gas. In 2020, methane accounted for about 11 percent of all U.S. GHG emissions from human activities. Human activities emitting methane include leaks from natural gas systems and the raising of livestock. Methane is also emitted by natural sources such as natural wetlands. In addition, natural processes in soil and chemical reactions in the atmosphere help remove CH_4 from the atmosphere. Methane's lifetime in the atmosphere is much shorter than carbon dioxide (CO_2), but CH_4 is more efficient at trapping radiation than CO_2. Pound for pound, the comparative impact of CH_4 is 25 times greater than CO_2 over a 100-year period (USEPA 2022a).

Nitrous Oxide

Nitrous oxide (N_2O) is a clear, colorless gas with a slightly sweet odor. In 2020, nitrous oxide accounted for about seven percent of all U.S. GHG emissions from human activities. Human activities such as agriculture, fuel combustion, wastewater management, and industrial processes are increasing the amount of N_2O in the atmosphere. Nitrous oxide is also naturally present in the atmosphere as part of the Earth's nitrogen cycle and has a variety of natural sources. Nitrous oxide molecules stay in the atmosphere for an average of 114 years before being removed by a sink or destroyed through chemical reactions. The impact of one pound of N_2O on warming the atmosphere is almost 300 times that of one pound of carbon dioxide (USEPA 2022a).

Fluorinated Gases (HFCs, PFCs and SF_6)

Unlike many other GHGs, fluorinated gases have no natural sources and only come from human-related activities. They are emitted through their use as substitutes for ozone-depleting substances (e.g., as refrigerants) and through a variety of industrial processes such as aluminum and semiconductor manufacturing. Many fluorinated gases have very high GWPs relative to other GHGs, so small atmospheric concentrations can have disproportionately large effects on global temperatures. They can also have long atmospheric lifetimes, in some cases, lasting thousands of years. Like other long-lived GHGs, most fluorinated gases are well-mixed in the atmosphere, spreading around the world after they are emitted. Many fluorinated gases are removed from the atmosphere only when they are destroyed by sunlight in the far upper atmosphere. In general, fluorinated gases are the most potent and longest lasting type of GHGs emitted by human activities (USEPA 2022a).

Greenhouse Gas Emissions Inventory

Global Emissions Inventory

In 2021, worldwide anthropogenic GHG emissions totaled 33,000 million metric tons (MMT) of CO_2e, which is a 48 percent increase from 1990 GHG levels (USEPA 2025b). Additionally, in 2019, worldwide anthropogenic emissions totaled 49,758 million metric tons (MT) of CO_2e, which is a 53 percent increase from 1990 GHG levels. Specifically, 74.4 percent of CO_2e is from CO_2, 17.3 percent from CH_4, 6.2 percent from N_2O, and 2.1 percent from fluorinated gases were emitted in 2019. The largest source of GHG emissions were energy production and use (including fuels used by vehicles and buildings), which accounted for 73.2 percent of the global GHG emissions. Agriculture uses and industrial processes contributed 18.4 percent and 5.2 percent, respectively. Waste sources contributed to 3.2 percent (Our World in Data 2024).

United States Emissions Inventory

Total U.S. GHG emissions were 6,343 MMT of CO_2e in 2022. Emissions increased by 1 percent from 2021 to 2022; however, GHG emissions in 2022 (after accounting for sequestration from the land sector) were 17 percent below 2005 levels. The increase from 2021 to 2022 is largely due to increased fossil fuel consumption from increased energy use, due in part to the continued rebound in economic activity after the height of the COVID-19 pandemic.

In 2022, the commercial and residential and the industrial end-use sectors accounted for 31 percent and 30 percent, respectively, of nationwide GHG emissions while the transportation and agriculture end-use sectors accounted for 29 percent and 10 percent of nationwide GHG emissions, respectively, with electricity emissions distributed among the various sectors (USEPA 2025c).

California Emissions Inventory

Based on the CARB California Greenhouse Gas Inventory for 2000-2022, California produced 371.1 MMT of CO_2e in 2022, which is 9.3 $MMTCO_2e$ (2.4 percent) lower than in 2021 (380.4 $MMTCO_2e$). The major source of GHG emissions in California is the transportation sector, which comprises 39 percent of the State of California's total GHG emissions. The industrial sector is the second largest source, comprising 23 percent of the State's GHG emissions, while electric power accounts for approximately 16 percent (CARB 2022b). The magnitude of California's total GHG emissions is due in part to its large size and large population compared to other states. However, a factor that reduces California's per capita fuel use and GHG emissions as compared to other states is its relatively mild climate. In 2016, the State of California (State) achieved its 2020 GHG emission reduction target of reducing emissions to 1990 levels as emissions fell below 431 MMT of CO_2e (CARB 2022b). The annual 2030 statewide target emissions level is 260 MMT of CO_2e, with the long-term goal of carbon neutrality by 2045 (CARB 2017; CARB 2022c).

Potential Effects of Climate Change

Globally, climate change has the potential to affect numerous environmental resources though impacts related to future air temperatures and precipitation patterns. Scientific modeling predicts that continued GHG emissions at or above current rates would induce more extreme climate changes during the 21st century than were observed during the 20th century. Each of the past three decades has been warmer than all the previous decades in the instrumental record, with 2013 to 2021 among warmest years from 1880 to 2021. The average global land and ocean surface temperature for January to December 2021 was 0.84°C (1.51 degrees Fahrenheit [°F]) above the 20th century average of 13.9°C

(57.0°F) (National Oceanic and Atmospheric Administration 2025). Furthermore, several independently analyzed data records of global and regional Land-Surface Air Temperature (LSAT) obtained from station observations jointly indicate that LSAT and sea surface temperatures have increased. Due to past and current activities, anthropogenic GHG emissions are increasing global mean surface temperature at a rate of 0.2°C per decade. In addition to these findings, there are identifiable signs that global warming is currently taking place, including substantial ice loss in the Arctic over the past two decades (IPCC 2014; IPCC2018).

Potential impacts of climate change in California may include reduced water supply from snowpack, sea level rise, more extreme heat days per year, more large forest fires, and more drought years (California Natural Resource Agency 2018). *California's Fourth Climate Change Assessment* includes regional reports that summarize climate impacts and adaptation solutions for nine regions of the State and regionally specific climate change case studies. However, while there is growing scientific consensus about the possible effects of climate change at a global and statewide level, current scientific modeling tools are unable to predict what local impacts may occur with a similar degree of accuracy (California Natural Resource Agency 2018). A summary follows of some of the potential effects that climate change could generate in California.

Air Quality

Scientists project that the annual average maximum daily temperatures in California could rise by 2.4 to 3.2°C (4.3°F to 5.8°F) in the next 50 years and by 3.1 to 4.9°C (5.6°F to 8.8°F) in the next century (California Natural Resource Agency 2018). Higher temperatures are conducive to air pollution formation, and rising temperatures could therefore result in worsened air quality in California. As a result, climate change may increase the concentration of ground-level ozone, but the magnitude of the effect, and therefore its indirect effects, are uncertain. In addition, as temperatures have increased in recent years, the area burned by wildfires throughout the state has increased, and wildfires have occurred at higher elevations in the Sierra Nevada Mountains (California Natural Resource Agency 2018). If higher temperatures continue to be accompanied by an increase in the incidence and extent of large wildfires, air quality could worsen. Severe heat accompanied by drier conditions and poor air quality could increase the number of heat-related deaths, illnesses, and asthma attacks throughout the state. With increasing temperatures, shifting weather patterns, longer dry seasons, and more dry fuel loads, the frequency of large wildfires and area burned is expected to continue to increase. (California Natural Resources Agency 2024).

Water Supply

Analysis of paleoclimatic data (such as tree-ring reconstructions of stream flow and precipitation) indicates a history of naturally and widely varying hydrologic conditions in California and the west, including a pattern of recurring and extended droughts. Uncertainty remains with respect to the overall impact of climate change on future precipitation trends and water supplies in California. Year-to-year variability in statewide precipitation levels has increased since 1980, meaning that wet and dry precipitation extremes have become more common (Office of Environmental Health Hazard Assessment and California Environmental Protection Agency 2018). This uncertainty regarding future precipitation trends complicates the analysis of future water demand, especially where the relationship between climate change and its potential effect on water demand is not well understood. The average early spring snowpack in the western U.S., including the Sierra Nevada Mountains, decreased by about 10 percent during the last century. During the same period, sea level rose over 0.15 meter along the central and southern California coasts (California Department of Water 2018). The Sierra Nevada Mountains snowpack provides the majority of California's water supply as snow

that accumulates during wet winters is released slowly during the dry months of spring and summer. A warmer climate is predicted to reduce the fraction of precipitation that falls as snow and the amount of snowfall at lower elevations, thereby reducing the total snowpack. Projections indicate that average spring snowpack in the Sierra Nevada and other mountain catchments in central and northern California will decline by approximately 66 percent from its historical average by 2050 (California Natural Resource Agency 2018).

Hydrology and Sea Level Rise

Climate change could affect the intensity and frequency of storms and flooding (California Natural Resource Agency 2018). Furthermore, climate change could induce substantial sea level rise in the coming century. Rising sea level increases the likelihood of and risk from flooding. The rate of increase of global mean sea levels between 1993 to 2020, observed by satellites, is approximately 3.3 millimeters per year, double the twentieth century trend of 1.6 millimeters per year (World Meteorological Organization 2023; National Aeronautics and Space Administration 2020). Global mean sea levels in 2013 were about 0.23 meter higher than those of 1880 (National Aeronautics and Space Administration 2020). Sea levels are rising faster now than in the previous two millennia, and the rise will probably accelerate, even with robust GHG emission control measures. The most recent IPCC report predicts a mean sea level rise ranging between 0.25 to 0 1.01 meters by 2100 with the sea level ranges dependent on a low, intermediate, or high GHG emissions scenario (IPCC 2021). A rise in sea levels could erode 31 to 67 percent of southern California beaches and cause flooding of approximately 370 miles of coastal highways during 100-year storm events. Sea level rise would also jeopardize California's water supply due to saltwater intrusion and induce groundwater flooding and/or exposure of buried infrastructure (California Natural Resource Agency 2018). Furthermore, increased storm intensity and frequency could affect the ability of flood-control facilities, including levees, to handle storm events.

Agriculture

California has a nearly $60 billion annual agricultural industry that produces over a third of U.S. vegetables and two-thirds of the U.S. fruits and nuts (California Department of Food and Agriculture 2025). Higher CO_2 levels can stimulate plant production and increase plant water-use efficiency. However, if temperatures rise and drier conditions prevail, certain regions of agricultural production could experience water shortages of up to 16 percent, which would increase water demand as hotter conditions lead to the loss of soil moisture. In addition, crop yield could be threatened by water-induced stress and extreme heat waves, and plants may be susceptible to new and changing pest and disease outbreaks (California Natural Resource Agency 2018). Temperature increases could also change the time of year certain crops, such as wine grapes, bloom or ripen, and thereby affect crop quality (California Climate Change Center 2006).

Ecosystems and Wildlife

Climate change and the potential resultant changes in weather patterns could have ecological effects on the global and local scales. Soil moisture is likely to decline in many regions with higher temperatures, and intense rainstorms are likely to become more frequent. Rising temperatures could have four major impacts on plants and animals: timing of ecological events; geographic distribution and range of species; species composition and the incidence of nonnative species within communities; and ecosystem processes, such as carbon cycling and storage (Parmesan 2006; California Natural Resource Agency 2018).

2.2 Regulatory Setting

2.2.1 Air Quality

Federal and California Clean Air Acts

The federal and State governments have established ambient air quality standards for the protection of public health. The USEPA is the federal agency designated to administer air quality regulation, while the CARB is the State equivalent within the California Environmental Protection Agency (CalEPA). Regional-level air quality management districts provide local management of air quality. CARB has established State-level air quality standards and is responsible for the control of mobile emission sources, while the local air districts are responsible for enforcing standards and regulating stationary sources. CARB has established 15 air basins statewide, including the SCCAB.

The USEPA has set primary national ambient air quality standards (NAAQS) for ozone, CO, NO_2, SO_2, PM_{10}, $PM_{2.5}$, and lead. Primary standards are those levels of air quality deemed necessary, with an adequate margin of safety, to protect public health. In addition, California has established health-based ambient air quality standards (known as the California ambient air quality standards [CAAQS]) for these and other pollutants, some of which are more stringent than the federal standards. Table 3 lists the current federal and State standards for regulated pollutants.

Ventura County Air Pollution Control District (VCAPCD) is the designated air quality control agency in the Basin, which is designated nonattainment for the 8-hour federal and State ozone standard, federal hourly ozone standard and State PM_{10} standards (CARB 2022c). The Basin is designated unclassifiable or in attainment for all other federal and State standards (CARB 2022c; USEPA 2022b).

Table 3 Federal and State Ambient Air Quality Standards

Pollutant	Averaging Time	Federal Primary Standards	California Standards
Ozone	1-Hour	–	0.09 ppm
	8-Hour	0.070 ppm	0.070 ppm
CO	8-Hour	9.0 ppm	9.0 ppm
	1-Hour	35.0 ppm	20.0 ppm
NO_2	Annual	0.053 ppm	0.030 ppm
	1-Hour	0.100 ppm	0.18 ppm
SO_2	Annual	0.030 ppm	–
	24-Hour	0.14 ppm	0.04 ppm
	1-Hour	0.075 ppm	0.25 ppm
PM_{10}	Annual	–	20 µg/m^3
	24-Hour	150 µg/m^3	50 µg/m^3
$PM_{2.5}$	Annual	9 µg/m^3	12 µg/m^3
	24-Hour	35 µg/m^3	–
Lead	30-Day Average	–	1.5 µg/m^3
	3-Month Average	0.15 µg/m^3	–
Visibility Reducing Particles	8-Hour	–	Extinction of 0.23 per kilometer
Sulfates	24-Hour	–	25 µg/m^3
Hydrogen Sulfide	1-Hour	–	0.03 ppm (42 µg/m^3)
Vinyl Chloride	24-Hour	–	0.01 ppm (26 µg/m^3)

ppm = parts per million; µg/m^3 = micrograms per cubic meter; NO_2 = nitrogen dioxide; CO = carbon monoxide; PM_{10} = particulate matter with a diameter no more than 10 microns; $PM_{2.5}$ = particulate matter with a diameter no more than 2.5 microns

Source: CARB 2024a and CARB 2024b

Construction Equipment Fuel Efficiency Standard

The USEPA sets emission standards for construction equipment. The first federal standards (Tier 1) were adopted in 1994 for all off-road engines over 50 horsepower (hp) and were phased in by 2000. A new standard was adopted in 1998 that introduced Tier 1 for all equipment below 50 hp and established the Tier 2 and Tier 3 standards. The Tier 2 and Tier 3 standards were phased in by 2008 for all equipment. The current iteration of emissions standards for construction equipment are the Tier 4 efficiency requirements, which are contained in 40 Code of Federal Regulations (CFR) Parts 1039, 1065, and 1068 (originally adopted in 69 Federal Register [FR] 38958 [June 29, 2004], and most recently updated in 2014 [79 FR 46356]). Emissions requirements for new off-road Tier 4 vehicles were completely phased in by the end of 2015.

State Implementation Plan

The State Implementation Plan (SIP) is a collection of documents that set forth the State's strategies for achieving the NAAQS. In California, the SIP is a compilation of new and previously submitted plans, programs (such as monitoring, modeling, and permitting), district rules, State regulations, and federal controls. CARB is the lead agency for all purposes related to the SIP under State law. Local air quality management districts and other agencies, such as the California Department of Pesticide Regulation and the California Bureau of Automotive Repair, prepare SIP elements and submit them to CARB for

review and approval. CARB then forwards the SIP revisions to the USEPA for approval and publication in the Federal Register. The items included in the California SIP are listed in 40 CFR 52.220.

As the regional air quality management district, the VCAPCD is responsible for preparing and implementing the portion of the SIP applicable to the portion of the Basin within its jurisdiction. The air quality management district for each region adopts rules, regulations, and programs to attain federal and State air quality standards and appropriates money (including permit fees) to achieve these standards. In addition, the following California Code of Resources (CCR) sections would be applicable to the project:

- **Engine Idling.** In accordance with Section 2485 of CCR Title 13, the idling of all diesel-fueled commercial vehicles (weighing over 10,000 pounds) during construction shall be limited to five minutes at any location.
- **Emission Standards.** In accordance with Section 93115 of CCR Title 17, operation of any stationary, diesel-fueled, compression-ignition engines shall meet specified fuel and fuel additive requirements and emission standards.

Regional and Local Air Quality Regulations

2022 Ventura County Air Quality Management Plan

Under State law, air quality management districts are required to prepare a plan for air quality improvement for pollutants for which each district is in non-compliance. The VCAPCD adopted the 2022 Ventura County Air Quality Management Plan (AQMP) in December 2022.

The 2022 AQMP presents a combined local and state clean air strategy based on concurrent ROC and NO_X emission reductions to bring Ventura County into attainment of the 2015 federal 8-hour ozone standard. The 2022 AQMP control strategy consists of a local component implemented by the VCAPCD and a combined state and federal component implemented by CARB and EPA. The local strategy includes emission control measures carried forward from previous Ventura County clean air plans in addition to new study emission control measures. The AQMP also includes a transportation conformity budget that sets the maximum amount of on-road motor vehicle emissions produced while continuing to demonstrate progress towards attainment (VCAPCD 2022). According to the VCAPCD guidelines, in addition to the assessment of criteria pollutants, the lead agency should consider San Joaquin Valley Fever factors that are applicable to the proposed project or the project site. Based on these or other factors, if a lead agency determines that a project may create a significant Valley Fever impact, the VCAPCD recommends that the lead agency consider the Valley Fever mitigation measures listed in the VCAPCD guidelines to minimize fugitive dust as well as minimizing worker exposure.

Ventura County Air Pollution Control District Rules

To minimize potential impacts from project emissions, the VCAPCD implements rules and regulations for emissions that may be generated by various uses and activities. The rules and regulations detail pollution-reduction measures that must be implemented during construction and operation of projects. Rules and regulations relevant to the project include the following:

- **Rule 50 (Opacity).** This rule sets opacity standards on the discharge from sources of air contaminants. This rule would apply during construction of the project.

- **Rule 51 (Nuisance).** This rule prohibits any person from discharging air contaminants or any other material from a source that would cause injury, detriment, nuisance, or annoyance to any considerable number of persons or the public or which endangers the comfort, health, safety, or repose to any considerable number of persons or the public. The rule would apply during construction and operational activities.
- **Rule 55 (Fugitive Dust).** This rule requires fugitive dust generators, including construction and demolition projects, to implement control measures limiting the amount of dust from vehicle track-out, earth moving, bulk material handling, and truck hauling activities. The rule would apply during construction activities.
- **Rule 55.1 (Paved Roads and Unpaved Roads).** This rule requires fugitive dust generators to begin the removal of visible roadway accumulation within 72 hours of any written notification from the VCAPCD. The use of blowers is expressly prohibited under any circumstances. This rule also requires controls to limit the amount of dust from any construction activity or any earthmoving activity on a public unpaved road. This rule would apply during construction activities.
- **Rule 55.2 (Street Sweeping Equipment).** This rule requires the use of PM_{10}-efficient street sweepers for routine street sweeping and for removing vehicle track-out pursuant to Rule 55. This rule would apply during construction activities.
- **Rule 62.7 (Asbestos—Demolition and Renovation).** This rule applies to demolition and renovation activities that disturb asbestos-containing materials (ACM). It requires advance notification to VCAPCD, asbestos training for workers, and strict work practices to prevent asbestos emissions. The project would be required to comply with this rule during construction if ACM is suspected within the existing residence to be demolished.
- **Rule 74.2 (Architectural Coating)**. This rule sets limits on the ROC content of architectural coatings. Non-flat coatings are limited to 50 grams per liter of ROC content, flat coatings are limited to 50 grams per liter of ROC content and traffic marking coatings are limited to 100 grams per liter of ROC content. The project would be required to comply with this rule during both construction and operation.
- **Rule 74.4 (Cutback Asphalt).** This rule sets limits on the type of application and reactive organic gas (ROC) content of cutback and emulsified asphalt. The project would be required to comply with the type of application and ROC content standards set forth in this rule.

For the purposes of air quality analysis under CEQA, the VCAPCD guidelines (2003) provides "ROC and NO_X [nitrogen oxides] thresholds that the VCAPCD has determined will individually and cumulatively jeopardize attainment of the federal one-hour ozone standard, and thus have a significant adverse impact on air quality in Ventura County." These thresholds are as follows:

  - ROC: 25 pounds/day
  - NO_X: 25 pounds/day

According to the VCAPCD guidelines, construction-related emissions (including portable engines and portable engine-driven equipment subject to the CARB Statewide Portable Equipment Registration Program and used for construction operations or repair and maintenance activities) of ROC and NO_X are not counted towards the two significance thresholds, since these emissions are temporary. However, the VCAPCD guidelines state that if a project's estimated construction-related emissions of ROC and NO_X would exceed 25 pounds/day, VCAPCD recommends the following measures to mitigate ozone precursor emissions from construction motor vehicles:

- Minimize equipment idling time;

- Maintain equipment engines in good condition and in proper tune as per manufacturers' specifications;
- Lengthen the construction period during smog season (May through October), to minimize the number of vehicles and equipment operating at the same time;
- Use alternatively fueled construction equipment, such as compressed natural gas, liquefied natural gas, or electric, if feasible; and
- Utilize USEPA Tier 3 and Tier 4 off-road construction equipment, if feasible.

Ventura County 2040 General Plan

Several Elements of the Ventura County 2040 General Plan recognize the importance of achieving regional air quality objectives. The 2040 General Plan includes the following policies related to air quality:

CIRCULATION, TRANSPORTATION, AND MOBILITY ELEMENT

- **Policy CTM-2.11: Efficient Land Use Patterns.** The County shall establish land use patterns that promote shorter travel distances between residences, employment centers, and retail and service-oriented uses to support the use of public transportation, walking, bicycling, and other forms of transportation that reduce reliance on single-passenger automobile trips.
- **Policy CTM-4.1: Reduce VMT.** The County shall work with Caltrans and VCTC to reduce VMT by:
  - facilitating the efficient use of existing transportation facilities,
  - striving to provide viable modal choices that make driving alone an option rather than a necessity,
  - supporting variable work schedules to reduce peak period VMT, and
  - providing more direct routes for pedestrians and bicyclists
- **Policy CTM-4.2: Alternative Transportation.** The County shall encourage bicycling, walking, public transportation, and other forms of alternative transportation to reduce VMT, traffic congestion, and greenhouse gas emissions.
- **Policy CTM-6.1: Routine Use of Alternative Transportation Options.** The County shall support the integration of emerging technologies that increase the routine use of alternative transportation options to decrease single-passenger automobile travel.

PUBLIC FACILITIES, SERVICES, AND INFRASTRUCTURE ELEMENT

- **Policy PFS-2.5: County Employee Trip Reduction.** The County shall encourage its employees to reduce the number and distance of single-occupancy vehicle work trips.
- **Policy PFS-2.6: County Alternative Fuel Vehicle Purchases.** The County shall review market-available technologies for alternative fuel vehicles and prioritize purchase of vehicles to reduce greenhouse gas emissions where economically feasible.

HAZARDS AND SAFETY ELEMENT

- **Policy HAZ-10.1: Air Pollutant Reduction.** The County shall strive to reduce air pollutant from stationary and mobile sources to protect human health and welfare, focusing efforts on shifting patterns and practices that contribute to the areas with the highest pollution exposures and health impacts.

- **Policy HAZ-10.2: Air Quality Management Plan Consistency.** The County shall prohibit discretionary development that is inconsistent with the most recent adopted AQMP, unless the Board of Supervisors adopts a statement of overriding considerations.
- **Policy HAZ-10.3: Air Pollution Control District Rule and Permit Compliance.** The County shall ensure that discretionary development subject to VCAPCD permit authority complies with all applicable APCD rules and permit requirements, including the use of Best Available Control Technology (BACT) as determined by the VCAPCD.
- **Policy HAZ-10.4: Engagement with Air Quality Management Plan.** When the VCAPCD updates the AQMP, the County shall actively engage continuously and throughout the process.
- **Policy HAZ-10.5: Air Pollution Impact Mitigation Measures for Discretionary Development.** The County shall work with applicants for discretionary development projects to incorporate bike facilities, solar water heating, solar space heating, incorporation of electric appliances and equipment, and the use of zero and/or near zero emission vehicles and other measures to reduce air pollution impacts and reduce greenhouse gas emissions.
- **Policy HAZ-10.6: Transportation Control Measures Programs.** The County shall continue to work with the VCAPCD and VCTC to develop and implement Transportation Control Measures (TCM) programs consistent with the AQMP to facilitate public transit and alternative transportation modes within the county.
- **Policy HAZ-10.7: Fuel Efficient County Vehicles.** When purchasing new County vehicles, the County shall give strong preference to fuel efficient vehicles, include the use of zero emission vehicles when feasible.
- **Policy HAZ-10.8: Alternative Transportation Modes.** The County shall promote alternative modes of transportation that reduce single-occupancy vehicle (SOV) travel and enhance "last-mile" transportation options to improve air quality.
- **Policy HAZ-10.9: Mitigation of Objectionable Odors.** The County shall require that discretionary development which will create objectionable odors that could affect a substantial number of people are appropriately mitigated. The project, pursuant to state law, shall be required to operate in accordance with the Rules and Regulations of the VCAPCD, with emphasis on Rule 51, Nuisance throughout the life of the permit.
- **Policy HAZ-10.11: Air Quality Assessment Guidelines.** In evaluating air quality impacts, the County shall consider total emissions from both stationary and mobile sources, as required by the California Environmental Quality Act. The County shall evaluate discretionary development for air quality impacts using the Air Quality Assessment Guidelines as adopted by the Ventura County Air Pollution Control District (APCD), except that emissions from APCD-permitted sources shall also be included in the analysis. The County shall revise the Initial Study Assessment Guidelines to implement this policy.
- **Policy HAZ-10.12: Conditions for Air Quality Impacts.** The County shall require that discretionary development that would have a significant adverse air quality impact shall only be approved if it is conditioned with all reasonable mitigation measures to avoid, minimize or compensate (offset) for the air quality impact. The use of innovative methods and technologies to minimize air pollution impact shall be encouraged in project design.

Current Air Quality

VCAPCD operates a network of air quality monitoring stations throughout the Ventura County portion of the Basin. The purpose of the monitoring stations is to measure ambient concentrations of

pollutants and determine whether ambient air quality meets the California and federal standards. The monitoring station closest to the project site is the Ojai – East Ojai Ave station at 8.8 miles northeast of the project site. However, the El Rio- Rio Mesa School #2 site, located just under 10 miles to the southeast, is a more representative geography and therefore as used for the determining the current air quality. The El Rio site is located at 545 Central Ave, El Rio, CA.

Table 4 indicates the number of days that each of the federal and State standards has been exceeded at monitoring stations near the project site in each of the last three years for which data is available (2021 to 2023). In the vicinity of the project site, the federal PM_{10} standards were exceeded in 2021 and 2023 and State PM_{10} standards were exceeded in all 3 monitoring years. No other exceedances were recorded for other pollutants during the 2021 to 2023 timeframe. Information regarding CO and SO_2 concentrations is not available from any of the monitoring stations in the County. Monitoring ceased throughout Ventura County for these pollutants in 2004 because of the low levels of CO and SO_2 recorded (VCAPCD 2007; CARB 2016).

Table 4 Annual Ambient Air Quality Data from Nearest Monitoring Stations

Pollutant	2021	2022	2023
Ozone (ppm), Worst 1-Hour	0.073	0.077	0.071
Number of days above CAAQS (>0.09 ppm)	0	0	0
Number of days above NAAQS (>0.12 ppm)	0	0	0
Ozone (ppm), Worst 8-Hour Average	0.059	0.063	0.058
Number of days above CAAQS (>0.070 ppm)	0	0	0
Number of days above NAAQS (>0.070 ppm)	0	0	0
Nitrogen Dioxide (ppm), Worst 1-Hour	0.033	0.032	0.027
Number of days above CAAQS (>0.180 ppm)	0	0	0
Number of days above NAAQS (>0.100 ppm)	0	0	0
Particulate Matter <10 microns ($\mu g/m^3$), Worst 24 Hours	337	57.9	102.8
Number of days above CAAQS (>50 $\mu g/m^3$)	12	3	7
Number of days above NAAQS (>150 $\mu g/m^3$)	1	0	0
Particulate Matter <2.5 microns ($\mu g/m^3$), Worst 24 Hours	37.7	18.5	24.5
Number of days above NAAQS (>35 $\mu g/m^3$)	0	0	0

ppm = parts per million; $\mu g/m^3$ = micrograms per cubic meter; CAAQS = California Ambient Air Quality Standard; NAAQS = National Ambient Air Quality Standard

Source: CARB 2025c

2.2.2 Greenhouse Gas Emissions

Federal Regulations

Federal Clean Air Act

The U.S. Supreme Court determined in *Massachusetts et al. v. Environmental Protection Agency et al.* ([2007] 549 U.S. 05-1120) that the USEPA has the authority to regulate motor vehicle GHG emissions under the federal Clean Air Act (CAA). The USEPA issued a Final Rule for mandatory reporting of GHG emissions in October 2009. This Final Rule applies to fossil fuel suppliers, industrial gas suppliers,

direct GHG emitters, and manufacturers of heavy-duty and off-road vehicles and vehicle engines and requires annual reporting of emissions. In 2012, the USEPA issued a Final Rule that established the GHG permitting thresholds that determine when CAA permits under the New Source Review Prevention of Significant Deterioration and Title V Operating Permit programs are required for new and existing industrial facilities.

In *Utility Air Regulatory Group v. Environmental Protection Agency* (134 Supreme Court 2427 [2014]), the U.S. Supreme Court held the USEPA may not treat GHGs as an air pollutant for purposes of determining whether a source can be considered a major source required to obtain a Prevention of Significant Deterioration or Title V permit. The Court also held that Prevention of Significant Deterioration permits otherwise required based on emissions of other pollutants may continue to require limitations on GHG emissions based on the application of Best Available Control Technology.

Safer Affordable Fuel-Efficient Vehicles Rule

Refer to Section 2.2.1, *Air Quality*, in the Regulatory Section, for a discussion of the Safer Affordable Fuel-Efficient Vehicles Rule.

State Regulations

CARB is responsible for the coordination and oversight of State and local air pollution control programs in California. There are numerous regulations aimed at reducing the state's GHG emissions. These initiatives are summarized below.

Assembly Bill (AB) 1493 (2002), California's Advanced Clean Cars program (referred to as "Pavley"), requires CARB to develop and adopt regulations to achieve "the maximum feasible and cost-effective reduction of GHG emissions from motor vehicles." On June 30, 2009, the USEPA granted the waiver of CAA preemption to California for its GHG emission standards for motor vehicles, beginning with the 2009 model year, which allows California to implement more stringent vehicle emission standards than those promulgated by the USEPA. Pavley I regulates model years from 2009 to 2016 and Pavley II, now referred to as "LEV (Low Emission Vehicle) III GHG," regulates model years from 2017 to 2025. The Advanced Clean Cars program coordinates the goals of the LEV, Zero Emissions Vehicles (ZEV), and Clean Fuels Outlet programs and would provide major reductions in GHG emissions. By 2025, the rules will be fully implemented, and new automobiles will emit 34 percent fewer GHGs and 75 percent fewer smog-forming emissions from their model year 2016 levels.

California Global Warming Solutions Act of 2006 (Assembly Bill 32, Senate Bill 32, and Assembly Bill 1279)

The "California Global Warming Solutions Act of 2006," (AB 32), outlines California's major legislative initiative for reducing GHG emissions. AB 32 codifies the statewide goal of reducing GHG emissions to 1990 levels by 2020 and requires CARB to prepare a Scoping Plan that outlines the main state strategies for reducing GHG emissions to meet the 2020 deadline. In addition, AB 32 requires CARB to adopt regulations to require reporting and verification of statewide GHG emissions. Based on this guidance, CARB approved a 1990 statewide GHG level and 2020 target of 431 MMT CO_2e, which was achieved in 2016. CARB approved the Scoping Plan on December 11, 2008, which included GHG emission reduction strategies related to energy efficiency, water use, and recycling and solid waste, among others (CARB 2008).

CARB approved the 2013 Scoping Plan update in May 2014 (CARB 2014). The update defined the CARB's climate change priorities for the next five years, set the groundwork to reach post-2020

statewide goals, and highlighted California's progress toward meeting the "near-term" 2020 GHG emission reduction goals defined in the original Scoping Plan.

On September 8, 2016, the governor signed Senate Bill (SB) 32 into law, extending the California Global Warming Solutions Act of 2006 by requiring the state to further reduce GHG emissions to 40 percent below 1990 levels by 2030 (the other provisions of AB 32 remain unchanged). On December 14, 2017, the CARB adopted the 2017 Scoping Plan, which provides a framework for achieving the 2030 target. The 2017 Scoping Plan relies on the continuation and expansion of existing policies and regulations, such as the Cap-and-Trade Program, and implementation of recently adopted policies and legislation, such as SB 1383 and SB 100. The 2017 Scoping Plan also puts an increased emphasis on innovation, adoption of existing technology, and strategic investment to support its strategies. As with the 2013 Scoping Plan update, the 2017 Scoping Plan does not provide project-level thresholds for land use development. Instead, it recommends that local governments adopt policies and locally appropriate quantitative thresholds consistent with statewide per capita goals of six metric tons (MT) of CO_2e by 2030 and two MT of CO_2e by 2050 (CARB 2017). As stated in the 2017 Scoping Plan, these goals may be appropriate for plan-level analyses (city, county, sub-regional, or regional level), but not for specific individual projects because they include all emissions sectors in the state.

AB 1279 was passed on September 16, 2022 and declares the state would achieve net zero greenhouse gas emissions as soon as possible, but no later than 2045. In addition, achieve and maintain net negative greenhouse gas emissions and ensure that by 2045, statewide anthropogenic greenhouse gas emissions are reduced to at least 85% below the 1990 levels. The bill would require updates to the scoping plan (once every five years) to implement various policies and strategies that enable carbon dioxide removal solutions and carbon capture, utilization, and storage technologies.

In response to the passage of AB 1279 and the identification of the 2045 GHG reduction target, CARB published the Final 2022 Climate Change Scoping Plan in November 2022. The 2022 Update builds upon the framework established by the 2008 Climate Change Scoping Plan and previous updates while identifying new, technologically feasible, cost-effective, and equity-focused path to achieve California's climate target. The 2022 Update includes policies to achieve a significant reduction in fossil fuel combustion, further reductions in short-lived climate pollutants, support for sustainable development, increased action no natural and working lands (NWL) to reduce emissions and sequester carbon, and the capture and storage of carbon.

The 2022 Update assesses the progress California is making toward reducing its GHG emissions by at least 40 percent below 1990 levels by 2030, as called for in SB 32 and laid out in the 2017 Scoping Plan, addresses recent legislation and direction from Governor Newsom, extends and expands upon these earlier plans, and implements a target of reducing anthropogenic emissions to 85 percent below 1990 levels by 2045, as well as taking an additional step of adding carbon neutrality as a science-based guide for California's climate work.

Senate Bill 375

The Sustainable Communities and Climate Protection Act of 2008 (SB 375), signed in August 2008, enhances the state's ability to reach AB 32 goals by directing the CARB to develop regional GHG emission reduction targets to be achieved from passenger vehicles by 2020 and 2035. SB 375 aligns regional transportation planning efforts, regional GHG reduction targets, and affordable housing allocations. Metropolitan Planning Organizations (MPO) are required to adopt a Sustainable Communities Strategy (SCS), which allocates land uses in the MPO's Regional Transportation Plan

(RTP). Qualified projects consistent with an approved SCS or Alternative Planning Strategy (categorized as "transit priority projects") can receive incentives to streamline CEQA processing.

On March 22, 2018, CARB adopted updated regional targets for reducing GHG emissions from 2005 levels by 2020 and 2035. The Southern California Association of Governments (SCAG) was assigned targets of an 8 percent reduction in per capita GHG emissions from passenger vehicles by 2020[7] and a 19 percent reduction in per capita GHG emissions from passenger vehicles by 2035. In the SCAG region, SB 375 also provides the option for the coordinated development of subregional plans by the subregional councils of governments and the county transportation commissions to meet SB 375 requirements.

Senate Bill 1383

Adopted in September 2016, SB 1383 (Lara, Chapter 395, Statutes of 2016) requires the CARB to approve and begin implementing a comprehensive strategy to reduce emissions of short-lived climate pollutants. SB 1383 requires the strategy to achieve the following reduction targets by 2030:

- Methane – 40 percent below 2013 levels
- Hydrofluorocarbons – 40 percent below 2013 levels
- Anthropogenic black carbon – 50 percent below 2013 levels

SB 1383 also requires the California Department of Resources Recycling and Recovery (CalRecycle), in consultation with the CARB, to adopt regulations that achieve specified targets for reducing organic waste in landfills.

Senate Bill 100

Adopted on September 10, 2018, SB 100 supports the reduction of GHG emissions from the electricity sector by accelerating the State's Renewables Portfolio Standard (RPS) Program, which was last updated by SB 350 in 2015. SB 100 requires electricity providers to increase procurement from eligible renewable energy resources to 33 percent of total retail sales by 2020, 60 percent by 2030, and 100 percent by 2045.

Executive Order B-55-18

On September 10, 2018, former Governor Brown issued Executive Order (EO) B-55-18, which established a new statewide goal of achieving carbon neutrality by 2045 and maintaining net negative emissions thereafter. This goal is in addition to the existing statewide GHG reduction targets established by SB 375, SB 32, SB 1383, and SB 100.

Title 24, California Building Standards Code and CALGreen Code

The CEC first adopted the Energy Efficiency Standards for Residential and Nonresidential Buildings (CCR, Title 24, Part 6) in 1978 in response to a legislative mandate to reduce energy consumption in the State. Although not originally intended to reduce GHG emissions, increased energy efficiency, and reduced consumption of electricity, natural gas, and other fuels would result in fewer GHG emissions from residential and nonresidential buildings subject to the standard. The standards are updated periodically to allow for the consideration and inclusion of new energy efficiency technologies and methods.

[7] SCAG met 2020 GHG reduction but confirmation from CARB is still pending.

Part 11 of the Title 24 Building Standards is referred to as the California Green Building Standards (CALGreen) Code and was developed to help the State achieve its GHG reduction goals under HSC Division 25.5 (e.g., AB 32) by codifying standards for reducing building-related energy, water, and resource demand, which in turn reduces GHG emissions from energy, water, and resource demand. The purpose of the CALGreen Code is to "improve public health, safety and general welfare by enhancing the design and construction of buildings through the use of building concepts having a positive environmental impact and encouraging sustainable construction practices in the following categories: (1) planning and design; (2) energy efficiency; (3) water efficiency and conservation; (4) material conservation and resource efficiency; and (5) environmental air quality." The CALGreen Code is not intended to substitute for or be identified as meeting the certification requirements of any green building program that is not established and adopted by the California Building Standards Commission. The CALGreen Code establishes mandatory measures for new residential and non-residential buildings. Such mandatory measures include energy efficiency, water conservation, material conservation, planning and design, and overall environmental quality.

On August 11, 2021, the CEC adopted the 2022 Title 24 Standards, which went into effect on January 1, 2023. The 2022 standards continue to improve upon the previous (2019) Title 24 standards for new construction of, and additions and alterations to, residential and non-residential buildings (CEC 2022a). The 2022 Title 24 Standards "build on California's technology innovations, encouraging energy efficient approaches to encourage building decarbonization, emphasizing in particular on heat pumps for space heating and water heating. This set of Energy Codes also extends the benefits of photovoltaic and battery storage systems and other demand flexible technology to work in combinations with heat pumps to enable California buildings to be responsive to climate change. This Energy code also strengthens ventilation standards to improve indoor air quality. This update provides crucial steps in the state's progress toward 100 percent clean carbon neutrality by midcentury" (CEC 2022b).

On September 11, 2024, the CEC adopted the 2025 Title 24 standards, which go into effect on January 1, 2026. The 2025 standards introduce new and more efficient technologies which are crucial steps towards a 100 percent clean electricity and carbon neutrality. Benefits of the 2025 update include the following. Reducing GHG emissions by encouraging heat pumps for space and water heating in new buildings and requiring more efficient systems in alteration projects for non-residential buildings. Increasing onsite renewable energy using solar panels and batteries. Encouraging automation of loads to be flexible to enhance grid reliability, reduce emissions and save consumers money. Improve indoor air quality and public health through better ventilation.

Executive Order N-79-20

On September 23, 2020, Governor Newsom issued EO N-79-20, which established the following new statewide goals:

- All new passenger cars and trucks sold in-state to be zero-emission by 2035;
- All medium- and heavy-duty vehicles in the state to be zero-emission by 2045 for all operations where feasible and by 2035 for drayage trucks; and
- All off-road vehicles and equipment to be zero-emission by 2035 where feasible.

Regional and Local Regulations

SCAG 2024-2050 RTP/SCS

On April 4, 2024, SCAG's Regional Council formally adopted the 2024-2050 Regional Transportation Plan/Sustainable Communities Strategy (RTP/SCS, also known as Connect SoCal). The 2024-2050 RTP/SCS builds upon the progress made through implementation of the 2020-2045 RTP/SCS and includes plan elements organized within the pillars of Mobility, Communities, Environment and Economy. The SCS implementation strategies include advancing the transition to clean transportation technologies, efficient, multimodal, and accessible transit networks, compact and mixed-use development patterns prioritizing walkability, urban greening, and transit-oriented development (SCAG 2024).

Ventura County 2040 General Plan

The Ventura County 2040 General Plan, adopted in 2023, serves as the County's Climate Action Plan (CAP) by including both a GHG Reduction Strategy and Climate Adaptation Strategy that are integrated throughout the Plan. The GHG Strategy identifies policies and programs that establish GHG emissions reduction targets and measures, consistent with state guidance and applicable GHG protocols.

Specific policies and programs have been identified throughout the 2040 General Plan that will reduce GHG emissions and/or are part of the County's integrated GHG Strategy. Those policies and programs that reduce GHG emissions are considered "GHG reduction measures". This is consistent with Policy COS-10.4, which states:

- **COS-10.4 Greenhouse Gas Reductions in Existing and New Development.** The County shall reduce GHG emissions in both existing and new development through a combination of measures included in the GHG Strategy, which includes new and modified regulations, financing and incentive-based programs, community outreach and education programs, partnerships with local or regional agencies, and other related actions.

Numerous implementation programs and policies apply to the current project, including measures specific to land use, circulation, conservation, open space, water use, and safety. The following policies/programs apply to the project:

- **COS-8.9 Urban Tree Canopy Improvements for Energy Conservation**. The County shall encourage discretionary development to include the planting of shade trees on each property and within parking areas to reduce radiation heat production.
- **COS-9.1 Open Space Preservation.** The County shall preserve natural open space resources through:
  - the concentration of development in Urban Areas and Existing Communities;
  - use of cluster or compact development techniques in discretionary development adjacent to natural open space resources;
  - maintaining large lot sizes in agricultural areas, rural and open space areas;
  - discouraging conversion of lands currently used for agricultural production or grazing;
  - limiting development in areas constrained by natural hazards; and

- encouraging agricultural and ranching interests to maintain natural habitat in open space areas where the terrain or soil is not conducive to agricultural production or grazing.

- **COS-9.3 Open Space Preservation.** The County shall place a high priority on preserving open space lands for recreation, habitat protection, wildlife movement, flood hazard management, public safety, water resource protection, and overall community benefit.
- **COS-C Update Tree Protection Ordinance.** The County shall update existing Tree Protection Regulations in the Non-Coastal Zoning Ordinance to further enhance conservation of our urban forests and the preservation of the County's oak woodland resources. Updates shall include incorporation of Board-adopted recommendations from the Ventura County Oak Woodlands Management Plan (2007), which includes tree replacement offsets for ministerial development projects that remove protected trees. The County shall also re-evaluate and modify, if necessary, mitigation ratios for tree removal and oak woodland impacts for discretionary development projects, evaluate existing protections for invasive, non-native trees and consider the degree to which they provide habitat for a species during critical life stages (e.g., colonial roost sites, breeding sites, etc.). In addition, the evaluation shall also include anticipated effects of climate change on the urban forest environment.
- **COS-U Solar Canopies in Non-Residential Projects.** The County shall amend the County's Coastal and Non-Coastal Zoning Ordinances to require parking lots for new non-residential construction projects, with floor area of greater than 50,000 square feet, to include solar canopies.
- **CTM-3.5 Bicycle Routes in Rural Areas.** The County shall plan for bicycle network connectivity in rural, agricultural, and open space areas in a way that supports and complements business and agricultural activities in those areas.
- **CTM-6.5 Electric Vehicle Charging Stations.** The County shall support the installation of electric vehicle charging stations, where feasible, at County facilities, parking lots, park-and-ride lots, truck stops, and new development.
- **CTM-6.3 Permeable Pavement.** As part of new roadway planning and design as part of discretionary development, the County shall promote the use of permeable paving and other passive drainage features such as bio-swales to prevent flooding, particularly in urban areas.
- **HAZ-1.1 Fire Prevention Design and Practices**. The County shall continue to require development to incorporate design measures that enhance fire protection in areas of high fire risk. This shall include but is not limited to incorporation of fire-resistant structural design, use of fire-resistant landscaping, and fuel modification around the perimeter of structures
- **HAZ 1.2 Defensible Space Clear Zones.** The County shall require adherence to defensible space standards, or vegetation "clear zones," for all existing and new structures in areas that are designated as Hazardous Fire Areas by the Ventura County Fire Protection District and High Fire Hazard Severity Zones by the California Department of Forestry and Fire Protection.
- **HAZ-1.4 Development in High Fire Hazard Severity Zones and Hazardous Fire Areas.** The County shall require the recordation of a Notice of Fire Hazard with the County Recorder for all new discretionary entitlements (including subdivisions and land use permits) within areas designated as Hazardous Fire Areas by the Ventura County Fire Department or High Fire Hazard Severity Zones by the California Department of Forestry and Fire Protection (CAL FIRE)
- **HAZ-H Sea Level Rise Analysis in Siting and Design of New Development.** The County shall consider the feasibility of amending the Non-Coastal Zoning Ordinance and Coastal Zoning

Ordinance to require technical analysis of projected sea level rise exposure for the siting and design of new discretionary development.

- **HAZ-T Cool Roof Ordinance**. The County shall adopt a Cool Roof Ordinance that exceeds the prescriptive cool roof requirements of the 2019 California Building Energy Efficiency Standard for Residential and Nonresidential Buildings by 25 percent (California Energy Code). Under a Cool Roof Ordinance, the County would require new construction to replace or re-coat 2,500 square feet for nonresidential and 1,250 square feet of roof space for residential buildings, or 72.5 percent or more of roofs.
- **HAZ-V Cool Pavements Standards.** The County shall incorporate cool pavement standards into the County's development standards for County and private development projects, in both new construction and changes to existing onsite paved surface areas (e.g., parking lots, private roadways, other hardscapes).
- **HAZ-10.5 Air Pollution Impact Mitigation Measures for Discretionary Development**. The County shall work with applicants for discretionary development projects to incorporate bike facilities, solar water heating, solar space heating, incorporation of electric appliances and equipment, the use of zero and/or near zero emission vehicles and other measures to reduce air pollution impacts and reduce greenhouse gas (GHG) emissions.
- **LU-9.1 Areas Appropriate for the Open Space Land Use Designation.** The County shall ensure that the Open Space land use designation includes areas of land or water that are set aside for the preservation of natural resources, including, but not limited to, areas required for the preservation of plant and animal life, including habitat for fish and wildlife species; areas required for ecologic and other scientific study purposes; rivers, streams, bays, wetlands, and estuaries; and coastal beaches, lakeshores, banks of rivers and streams, and important watershed lands.
- **LU-9.2 Preservation of Areas for Public Health and Safety.** The County shall designate areas of land or water which are set aside for public health and safety as Open Space, thereby safeguarding humans and property from certain natural hazards, including, but not limited to, areas which require special management or regulation because of hazardous or special conditions such as earthquake fault zones, unstable soil areas, flood plains, watersheds, areas presenting high fire risks, areas required for the protection of water quality and water reservoirs, and areas required for the protection and enhancement of air quality.
- **LU-9.3 Minimal Parcel Size for the Open Space Land Use Designation.** The County shall ensure that the smallest minimum parcel size consistent with the Open Space land use category is 10 acres. The County may require larger minimum parcel sizes based on the zone classification.
- **LU-9.5 Recreational Areas Appropriate for the Open Space Land Use Designation.** The County shall designate areas appropriate for recreational activities as Open Space, including, but not limited to, use and enjoyment of recreational trails and areas for hunting and fishing. Preservation of open space also serves to protect areas of outstanding scenic, historic, and cultural value; areas particularly suited for park and recreation purposes, including access to lakeshores, beaches, and rivers and streams; and areas which serve as links between major recreation and open space reservations, including utility easements, banks of rivers and streams, trails, and scenic highway corridors.
- **LU-9.8 Maximum Lot Coverage Nonconforming Lots – Open Space Land Use Designation.** The County shall ensure that the maximum lot coverage of lots of less than 10 acres (nonconforming) in area shall be as specified for the Open Space designation, or 2,500 square feet plus 1 square

foot for each 22.334 square feet of lot area over 5,000 square feet, whichever is greater. Greater building coverage may be allowed under discretionary permits for Farmworker Housing Complexes and existing uses/structures listed in the Non-Coastal Zoning Ordinance under the heading of "Crop and Orchard Production."

- **LU-9.9 Open Space Land Use Designation Interpretations**. The County shall ensure that Open Space Interpretations granted prior to May 17, 1983 permitting parcel sizes less than those specified in the General Plan shall be considered conforming to the General Plan. Zoning which is consistent with the purpose and intent of the Open Space Interpretations shall be considered conforming to the General Plan.
- **LU-11.3 Design.** The County shall require new commercial and industrial developments to be designed to be generally compact, grouped and consolidated into functional units providing for sufficient off-street parking and loading facilities, maximize pedestrian and vehicle safety, reduce vehicle miles traveled (VMT), encourage electric vehicle charging, and minimize land use conflicts and traffic congestion. The County shall require that commercial and industrial discretionary development is designed to provide adequate buffering (e.g., walls, landscaping, setbacks) and operational conditions (e.g., hours of operation, and scheduling of deliveries) to minimize adverse impacts (e.g., noise, glare, and odors) on adjoining and adjacent residential areas.
- **PFS-12.4 Consistent Fire Protection Standards for New Development.** The County, in coordination with local water agencies and the Fire Protection District, shall require new discretionary development to comply with applicable standards for fire flows and fire protection.
- **WR-3.1 Non-Potable Water Use.** The County shall encourage the use of non-potable water, such as tertiary treated wastewater and household graywater, for industrial, agricultural, environmental, and landscaping needs consistent with appropriate regulations.
- **WR-3.2 Water Use Efficiency for Discretionary Development.** The County shall require the use of water conservation techniques for discretionary development, as appropriate. Such techniques include low flow plumbing fixtures in new construction that meet or exceed the California Plumbing Code, use of graywater or reclaimed water for landscaping, retention of stormwater runoff for direct use and/or groundwater recharge, and landscape water efficiency standards that meet or exceed the standards in the California Model Water Efficiency Landscape Ordinance.
- **WR-3.3 Low-Impact Development.** The County shall require discretionary development to incorporate low impact development design features and best management practices, including integration of stormwater capture facilities, consistent with County's Stormwater Permit.

3 Impact Analysis

3.1 Methodology

Criteria pollutant and GHG emissions for project construction and operation were calculated using the California Emissions Estimator Model (CalEEMod), Version 2022.1.0. CalEEMod allows for the use of default data (e.g., emission factors, trip lengths, meteorology, source inventory) provided by the various California air districts to account for local requirements and conditions, and/or user-defined inputs. The input data and subsequent construction and operation emission estimates for the project are summarized below and included in Appendices A and B.

Construction Emissions

Construction emissions of criteria air pollutants and GHGs include emissions generated by construction equipment used onsite and emissions generated by vehicle trips associated with construction, such as worker and truck delivery trips.

Construction of the project was analyzed based on the applicant-provided construction schedule. Construction is anticipated to begin in March 2026 with construction ending in November 2031. Construction is anticipated to occur Monday through Friday, with equipment operating up to 8 hours per day. CalEEMod defaults for equipment, horsepower and load factors were used.

Project construction would require the import of 17,000 CY of soil, used as fill on the site. The project site would be leveled in three grading sub-phases (one in each construction phase). Demolition of a 5,700 sf building would occur as part of project construction during the first phase.

This analysis assumes that the project would comply with all applicable regulatory standards. In particular, the project would comply with VCAPCD Rule 55 to control fugitive dust emissions from construction activities. This rule is modeled within CalEEMod by assuming that watering would occur twice a day. The project would also comply with VCAPCD Rule 74.2 which sets limits on the ROC content of architectural coatings. This rule is modeled within CalEEMod by assuming that non-flat coatings are limited to 50 grams per liter of ROC content, flat coatings are limited to 50 grams per liter of ROC content and traffic marking coatings are limited to 100 grams per liter of ROC content.

In accordance with common industry practice and the Association of Environmental Professional (AEP) recommendation, GHG emissions from construction of the project were amortized over a 30-year period and added to annual operational emissions to determine the project's total annual GHG emissions (AEP 2016).

Operational Emissions

In CalEEMod, operational sources of criteria pollutant emissions include area, energy, and mobile sources; GHG emissions include water, solid waste and refrigerant sources in addition to area, energy, and mobile sources. The first full year of operation was assumed to be 2028 for Phase 1, 2030 for Phase 2, and 2032 for Phase 3, based on the provided construction schedule. The project was modeled using CalEEMod land use inputs that are most representative of the land uses that are part of the project (e.g., mid-rise apartments, parking lot, health club, etc.). Other than mobile and energy sources, CalEEMod defaults were used to determine operational emissions for the project. More details are provided in the below subsections.

Mobile Sources

Mobile source emissions consist of emissions from vehicle trips generated by the project. The trip generation rates from the Trip Generation Memo (TJW Engineering, Inc. 2025) were used to estimate mobile source emissions for affordable housing units. VMT and fleet mix were based on CalEEMod default of 23.25 miles per trip.

Energy Sources

Emissions from energy use include electricity and natural gas use. The project is being developed as 100 percent electric and therefore no natural gas connection is anticipated, and no natural gas emissions would occur. In order to accurately account for energy use, the default British thermal units of natural gas were converted into kilowatt hours of electricity and added to the default kilowatt hours of electricity for each land use.

Electricity emissions only apply to GHG emissions (as the energy is generated offsite and therefore is not relevant for local and regional air quality conditions) and are calculated by multiplying the energy use times the carbon intensity of the utility district per kilowatt hour (CAPCOA 2021). The project's electricity would be provided by Southern California Edison (SCE).

3.2 Significance Thresholds

Based on Appendix G of the *CEQA Guidelines*, the project would have a significant air quality impact if it would:

a) Conflict with or obstruct implementation of the applicable air quality plan.
b) Result in a cumulatively considerable net increase of any criteria pollutant for which the project sites region is non-attainment under an applicable federal or state ambient air quality standard.
c) Expose sensitive receptors to substantial pollutant concentrations.
d) Result in other emissions (such as those leading to odors) adversely affecting a substantial number of people.

Regarding GHG emissions, based on Appendix G of the *CEQA Guidelines*, the project would have a significant GHG impact if it would:

a) Generate GHG emissions, either directly or indirectly, that may have a significant impact on the environment; and/or;
b) Conflict with an applicable plan, policy, or regulation adopted for the purpose of reducing the emissions of GHGs.

3.2.1 Air Quality

The VCAPCD has adopted guidelines for quantifying and determining the significance of air quality emissions in its *Air Quality Assessment Guidelines* (VCAPCD 2003) for construction and operation. The VCAPCD considers construction-related air quality impacts to be significant if project construction (individually and cumulatively) would jeopardize attainment of the federal one-hour standard by generating more than 25 pounds per day of ROC or NO_X. In addition, the VCAPCD considers operational air quality impacts to be significant if a project would generate more than 25 pounds per

day of the ozone precursors ROC or NO_X.[8] Furthermore, emissions from construction and operational activity that exceed two pounds per day of ROC or NO_X for a project that is found inconsistent with the AQMP would result in a cumulatively considerable contribution to a significant cumulative air quality impact related to ozone. Inconsistent projects are typically those that cause the existing population to exceed the population forecasts contained in the most recently adopted AQMP (VCAPCD 2003).

The VCAPCD has not established quantitative thresholds for particulate matter for either construction or operation. However, the VCAPCD states that a project would have a significant impact if it would be reasonably expected to generate fugitive dust emissions in such quantities as to cause injury, detriment, nuisance, or annoyance to any considerable number of persons or to the public, or which may endanger the comfort, repose, health, or safety of any such person or the public. In addition, the VCAPCD recommends the fugitive dust minimization measures described in Section 7.4.1 of the *Air Quality Assessment Guidelines* be implemented as part of all project-related dust-generating operations and activities (VCAPCD 2003). Similarly, the VCAPCD has not established quantitative thresholds for CO for either construction or operation. However, the Basin attained the CO ambient air quality standards in 2004 and CO hotspots are not expected to occur within the Basin due to cleaner vehicle fleet mixes.

The VCAPCD has not established a significance threshold for impacts related to Valley Fever. However, the VCAPCD recommends consideration of the following factors that may indicate a project's potential to result in impacts related to Valley Fever:

- Disturbance of the topsoil of undeveloped land (to a depth of about 12 inches)
- Dry, alkaline, sandy soils
- Virgin, undisturbed, non-urban areas
- Windy areas
- Archaeological resources probable or known to exist in the area (e.g., Native American midden sites)
- Special events (fairs, concerts) and motorized activities (motocross track, All Terrain Vehicle activities) on unvegetated soil (non-grass)
- Non-native population (i.e., out-of-area construction workers)

3.2.2 Greenhouse Gas Emissions

The vast majority of individual projects do not generate sufficient GHG emissions to directly influence climate change. However, physical changes caused by a project can contribute incrementally to significant cumulative effects, even if individual changes resulting from a project are limited. As a result, the issue of climate change typically involves an analysis of whether a project's contribution towards an impact would be cumulatively considerable. "Cumulatively considerable" means that the incremental effects of an individual project are significant when viewed in connection with the effects of past projects, other current projects, and probable future projects (CEQA Guidelines Section 15064[h][1]).

According to the Ventura County *Initial Study Assessment Guidelines* (2011), the VCAPCD has not yet adopted a threshold of significance for GHG emissions from land use development projects, nor has

[8] The VCAPCD states that construction emissions of ROC and NO_X should not be counted towards the operational emissions thresholds because such emissions are temporary (VCAPCD 2003).

the VCAPCD developed its own method of determining significance in the area of project GHG emissions. The *Initial Study Assessment Guidelines* state,

When adopting thresholds of significance, a lead agency may consider thresholds of significance previously adopted or recommended by other public agencies or recommended by experts, provided the decision of the lead agency to adopt such thresholds is supported by substantial evidence." CEQA Guidelines § 15064.7(c).

The Ventura County 2040 General Plan serves as the County's CAP by including both a GHG Reduction Strategy and Climate Adaptation Strategy that are integrated throughout the 2040 General Plan. However, the County has not adopted a numerical significance threshold or post-2030 GHG reduction measures aligned with the statewide 2045 carbon neutrality goal. Additionally, the Governor's Office of Land Use and Climate Innovation (formerly known as the Governor's Office of Planning and Research), CARB, California Air Pollution Control Officers Association, nor any other State or applicable regional agency has adopted a numerical significance threshold for assessing GHG emissions that is applicable to the proposed project.

In the absence of any adopted or accepted numeric threshold, the significance of the proposed project's GHG emissions are evaluated in accordance with *CEQA Guidelines* Sections 15064.4(b) and 15064(h)(3) by considering whether the proposed project complies with applicable plans, policies, regulations, and requirements adopted to implement a statewide, regional, or local plan for the reduction or mitigation of GHG emissions. For this project, as a land use development project, the most applicable adopted regulatory plans to reduce GHG emissions and mitigate the effects of climate change are the 2022 Scoping Plan, SCAG 2024 RTP/SCS, and Ventura County 2040 General Plan. The GHG emissions from the construction and operation of the proposed project are provided for informational purposes.

Air Quality Project Impacts

Threshold:	Would the project conflict with or obstruct implementation of the applicable air quality plan?

Impact AQ-1 THE PROJECT WOULD NOT CONFLICT WITH OR OBSTRUCT IMPLEMENTATION OF THE 2022 VENTURA COUNTY AQMP, AS THE PROJECT WOULD NOT RESULT IN POPULATION GROWTH THAT EXCEEDS THE COUNTY'S PROJECTIONS. THEREFORE, IMPACTS WOULD LESS THAN SIGNIFICANT.

According to the VCAPCD's Guidelines, a project may be inconsistent with the applicable air quality plan if it would cause the existing population to exceed forecasts contained in the most recently adopted AQMP. The VCAPCD adopted the 2022 Ventura County AQMP to demonstrate a strategy for, as well as reasonable progress toward, attainment of the federal 8-hour ozone standard. The 2022 Ventura County AQMP relies on the SCAG 2020 RTP/SCS forecasts of regional population growth in its AQMP population projections.

According to SCAG, unincorporated Ventura County's population in 2019 was 93,700 with projected growth of 7,600 persons to 101,300 by 2045. Employment in 2019 was 31,500 with projected growth of 5,400 employees by 2045 to 36,900 (SCAG 2020 and 2024). According to the California Department of Finance (DOF), unincorporated Ventura County has an estimated 2.75 persons per household (DOF 2025). The proposed project would result in approximately 902 additional residents based on the DOF estimate of persons per household for Ventura County (DOF 2025). This would fall within the 7,600 additional residents in unincorporated Ventura County anticipated between 2019 and 2045.

Additionally, the proposed project would result in up to 20 full-time employees (assumed from the size of community centers and maintenance buildings). This would fall well within the 5,400-employee growth projected in unincorporated Ventura County between 2019 and 2045. Therefore, the project would not result in the County exceeding forecasts used in the 2022 AQMP and impacts would be less than significant.

Threshold:	Would the project result in a cumulatively considerable net increase of any criteria pollutant for which the project region is in non-attainment under an applicable federal or state ambient air quality standard?

Impact AQ-2 CONSTRUCTION OF THE PROPOSED PROJECT WOULD POTENTIALLY RESULT IN AIR POLLUTANT EMISSIONS THAT EXCEED THE VCAPCD THRESHOLDS. HOWEVER, IMPLEMENTATION OF MITIGATION MEASURES AQ-1 AND AQ-2 WOULD REDUCE CONSTRUCTION POLLUTANT EMISSIONS TO BELOW THE APPLICABLE THRESHOLDS. PROJECT OPERATIONAL ACTIVITIES WOULD NOT GENERATE AIR POLLUTANT EMISSIONS THAT EXCEED VCAPCD THRESHOLDS, AND IMPACTS RELATED TO OPERATION WOULD BE LESS THAN SIGNIFICANT.

Construction Impacts

Construction activities associated with development of the project would temporarily generate emissions associated with equipment and fugitive dust. Construction emissions modeled include emissions generated by construction equipment used on the site and emissions generated by vehicle trips associated with construction, such as worker, hauling, and vendor trips. It is assumed all construction equipment used would be diesel-powered.

Estimated maximum daily ROC, NO_X, CO, SO_2, PM_{10}, and $PM_{2.5}$ construction emissions are shown in Table 5. As stated above in Section 3.2.1, ROC and NO_x emissions during project construction should be mitigated if estimated emissions from heavy-duty construction equipment exceed the VCAPCD's 25 pounds per day threshold. As shown in Table 5, ROC and NO_x emissions would potentially exceed the 25 pounds per day threshold during construction. Exceedances in ROC emissions are associated with off gassing from application of architectural coating and asphalt paving. Exceedances in NO_X emissions are associated with the exhaust from the off-road construction equipment.

Table 5 Project Construction Emissions

	Maximum Emissions (lbs/day)					
Construction Phase	**ROC**	**NO_x**	**CO**	**SO_2**	**PM_{10}**	**$PM_{2.5}$**
Phase 1						
Demolition	3	21	19	<1	1	1
Site Preparation	4	29	29	<1	9	5
Grading	2	15	17	<1	3	2
Building Construction	1	10	13	<1	<1	<1
Paving	1	7	10	<1	<1	<1
Architectural Coating	22	1	1	<1	<1	<1
Maximum Daily Emissions 2026	4	**29**	30	<1	9	5

Construction Phase	Maximum Emissions (lbs/day)					
	ROC	NO_x	CO	SO_2	PM_{10}	$PM_{2.5}$
Maximum Daily Emissions 2027	25	18	30	<1	2	1
Phase2						
Site Preparation	4	28	28	<1	9	5
Grading	2	14	17	<1	3	2
Building Construction	1	9	13	<1	<1	<1
Paving	1	6	9	<1	<1	<1
Architectural Coating	24	1	1	<1	<1	<1
Maximum Daily Emissions 2028	4	**28**	29	<1	9	5
Maximum Daily Emissions 2029	**26**	16	28	<1	2	1
Phase 3						
Site Preparation	3	**25**	28	<1	9	5
Grading	2	13	17	<1	3	2
Building Construction	1	8	13	<1	<1	<1
Paving	1	6	10	<1	<1	<1
Architectural Coating	**31**	1	1	<1	<1	<1
Maximum Daily Emissions 2030	4	**25**	29	<1	9	5
Maximum Daily Emissions 2031	**34**	16	29	<1	2	1

Construction Phase	Maximum Emissions (lbs/day)					
	ROC	NO_x	CO	SO_2	PM_{10}	$PM_{2.5}$
Overall Construction						
Maximum Daily Construction Emissions	**34**	**29**	**30**	**<1**	**9**	**5**
VCAPCD Regional Thresholds	25	25	N/A	N/A	N/A	N/A
Threshold Exceeded?	**Yes**	**Yes**	**N/A**	**N/A**	**N/A**	**N/A**

lbs/day = pounds per day; ROC = reactive organic compounds; NO_x = nitrogen oxide; CO = carbon monoxide; PM_{10} = particulate matter with a diameter no more than 10 microns; $PM_{2.5}$ = particulate matter with a diameter no more than 2.5 microns; SO_x = sulfur oxide

Notes: All emissions modeling was completed using CalEEMod. Some numbers may not add up due to rounding. Emission data is pulled from "mitigated" results, which account for compliance with regulatory compliance measures. Emissions presented are the highest of the winter and summer modeled emissions. Maximum daily construction emissions are the highest total emissions from a construction phase or overlapping construction phases. Emissions from overlapping construction phases are added together.

Source: See Appendix B for CalEEMod modeling results.

VCAPCD recommends implementation of the fugitive dust control measures described in Section 7.4.1 of the *Air Quality Assessment Guidelines* as part of all project-related dust-generating operations and activities (VCAPCD 2003). Consistent with this recommendation, the project would be required to comply with the standard construction measures listed in Section 2.2.1 above and found in the VCAPCD's *Ventura County Air Quality Assessment Guidelines*. Compliance with VCAPCD Rule 55 (Fugitive Dust) and Rule 74.2 (Architectural Coatings) would also be required. Nonetheless, even with compliance with VCAPCD Rules 55 and 74.2, construction emissions have the potential to exceed the applicable thresholds, and impacts would be potentially significant without mitigation.

Operational Impacts

Operational emissions for the proposed project are comprised of area source emissions and mobile source emissions. Area source emissions are generated by landscape maintenance equipment; consumer products such as solvents and propellants contained in aerosol and non-aerosol products; pesticide application; and architectural coating. Mobile source emissions are generated by the increase in motor vehicle trips to and from the project site associated with operation of onsite development.

Error! Reference source not found. summarizes the project's operational emissions by emission source. Project operation would not exceed the VCAPCD 25 pounds per day emission thresholds for ROC and NO_x. Therefore, operation of the project would not contribute substantially to an existing or projected air quality violation. In addition, because criteria pollutant emissions and regional thresholds are cumulative in nature, project operation would not result in a cumulatively considerable net increase of criteria pollutants. Operational impacts would be less than significant.

Table 6 Project Operational Emissions

Emission Source	Maximum Daily Emissions (lbs./day)					
	ROC	NO_X	CO	SO_2	PM_{10}	$PM_{2.5}$
Phase 1						
Mobile	2	2	13	<1	3	1
Area	3	<1	5	<1	<1	<1
Subtotal Phase 1	5	2	19	0	3	1
Phase 2						
Mobile	2	2	14	<1	4	1
Area	3	<1	6	<1	<1	<1
Subtotal Phase 2	5	2	20	0	4	1
Phase 3						
Mobile	2	2	17	<1	5	1
Area	4	<1	8	<1	<1	<1
Subtotal Phase 3	7	2	25	0	5	1
Overall Project						
Total Project Emissions	17	6	64	<1	12	3
VCAPCD Regional Thresholds	25	25	N/A	N/A	N/A	N/A
Threshold Exceeded?	**No**	**No**	**N/A**	**N/A**	**N/A**	**N/A**

lbs/day = pounds per day; ROC = reactive organic compounds; NOx = nitrogen oxide; CO = carbon monoxide; PM10 = particulate matter with a diameter no more than 10 microns; PM2.5 = particulate matter with a diameter no more than 2.5 microns; SO_2 = sulfur dioxide.

Notes: Area, energy, and mobile emissions modeling was completed using CalEEMod; see Appendix B for modeling results. Some numbers may not add up due to rounding. Emission data is pulled from "mitigated" results that include compliance with regulatory compliance measures. Emissions presented are the highest of the winter and summer modeled emissions.

Mitigation Measures

AQ-1 Construction Equipment Emissions Reduction

Prior to issuance of demolition and grading permits, the following measures shall be noted on all construction plans:

- All mobile off-road equipment (wheeled or tracked) used during construction activities shall meet the USEPA Tier 4 final standards. Tier 4 certification can be for the original equipment or equipment that is retrofitted to meet the Tier 4 final standards.
- Alternative Fuel (natural gas, propane, electric, etc.) construction equipment shall be incorporated where available.
- Electricity shall be supplied to the site from the existing power grid to support the electric construction equipment. If connection to the grid is determined to be infeasible for portions of the project, a non-diesel fueled generator shall be used.
- The project shall comply with the CARB Air Toxics Control Measure that limits diesel powered equipment and vehicle idling to no more than five minutes at a location, and the CARB In-Use Off-Road Diesel Vehicle Regulation.

These requirements shall also be incorporated into the contract agreement with the construction contractor. A copy of the equipment's certification or model year specifications shall be available upon request for all equipment onsite.

AQ-2 Architectural Coating Emissions Reduction

In order to reduce emissions from architectural coating, the following mitigation measures shall be implemented and, prior to issuance of demolition and grading permits, noted on all construction plans:

- All interior and exterior surfaces constructed in Phase 2 shall use coatings with no more than 10 grams per liter of ROCs, or the architectural coating phase shall last a minimum of 32 days.
- Phase 3 architectural coating shall last a minimum of 40 days using coatings with no more than 10 grams per liter of ROCs, or alternatively, the architectural coating phase shall last a minimum amount of 42 days.

To verify compliance, the construction contractor shall submit architectural coating schedules for Phase 2 and Phase 3 of construction to the Planning Department prior to the commencement of architectural coating activities.

Significance After Mitigation

With incorporation of Mitigation Measure AQ-1, the project would be required to use off-road diesel-powered construction equipment that meets or exceeds the most stringent and environmentally protective CARB and USEPA Tier 4 off-road emissions standards, or alternatively fueled equipment which would substantially reduce NOx emissions. Incorporation of Mitigation Measure AQ-2 would reduce ROC emissions associated with architectural coating activities. As shown in Table 7 Mitigated Project Construction EmissionsTable 7, with incorporation of Mitigation Measures AQ-1 and AQ-2, construction-related criteria pollutant emissions would be reduced to a less than significant level. Table 7 reports architectural coating emissions based on a 30-day application period during Phase 2, assuming architectural coating with no more than 10 grams per

liter of ROCs. For Phase 3, the table reports a 40-day architectural coating application period, with no more than 10 grams per liter of ROCs, as identified in Mitigation Measure AQ-2. Of the options present in Mitigation Measure AQ-2, these would reduce ROC emissions by less than the option that would involve a lengthened architectural coating period, but no changes to the ROC content of the coatings. If the architectural coating phase is increased by more days than identified in the measure, ROC emissions in Table 7 would be further reduced.

Table 7 Mitigated Project Construction Emissions

	Maximum Emissions (lbs/day)					
Construction Phase	**ROC**	**NO_x**	**CO**	**SO_2**	**PM_{10}**	**$PM_{2.5}$**
Phase 1						
Demolition	<1	5	18	<1	<1	<1
Site Preparation	1	3	28	<1	8	4
Grading	<1	2	18	<1	3	1
Building Construction	<1	3	15	<1	<1	<1
Paving	<1	2	11	<1	<1	<1
Architectural Coating	22	1	1	<1	<1	<1
Maximum Daily Emissions 2026	1	8	29	<1	8	4
Maximum Daily Emissions 2027	23	6	32	<1	1	<1
Phase2						
Site Preparation	1	3	28	<1	8	4
Grading	<1	2	18	<1	3	1
Building Construction	<1	3	15	<1	<1	<1
Paving	<1	2	9	<1	<1	<1
Architectural Coating	24	1	1	<1	<1	<1
Maximum Daily Emissions 2028	1	8	29	<1	8	4
Maximum Daily Emissions 2029	25[1]	6	30	<1	2	<1
Phase3						
Site Preparation	1	3	28	<1	8	4
Grading	<1	2	18	<1	3	1
Building Construction	<1	3	15	<1	<1	<1
Paving	<1	2	11	<1	<1	<1
Architectural Coating	23	1	1	<1	<1	<1
Maximum Daily Emissions 2030	1	7	29	<1	8	4
Maximum Daily Emissions 2031	24	6	32	<1	2	1
Overall Construction						

Construction Phase	Maximum Emissions (lbs/day)					
	ROC	NO_x	CO	SO_2	PM_{10}	$PM_{2.5}$
Maximum Daily Construction Emissions	24	8	32	<1	8	4
VCAPCD Regional Thresholds	25	25	N/A	N/A	N/A	N/A
Threshold Exceeded?	**No**	**No**	**N/A**	**N/A**	**N/A**	**N/A**

lbs/day = pounds per day; ROC = reactive organic compounds; NO_x = nitrogen oxide; CO = carbon monoxide; PM_{10} = particulate matter with a diameter no more than 10 microns; $PM_{2.5}$ = particulate matter with a diameter no more than 2.5 microns; SO_x = sulfur oxide

[1]Emissions would be 24.6 pounds per day.

Notes: Some numbers may not add up due to rounding. Emission data is pulled from "mitigated" results, which account for compliance with regulatory compliance measures. Emissions presented are the highest of the winter and summer modeled emissions. Maximum daily construction emissions are the highest total emissions from a construction phase or overlapping construction phases. Emissions from overlapping construction phases are added together.

Source: See Appendix B for CalEEMod modeling results.

Threshold:	Would the project expose sensitive receptors to substantial pollutant concentrations?

Impact AQ-3 **THE PROJECT WOULD NOT EXPOSE SENSITIVE RECEPTORS TO SUBSTANTIAL POLLUTANT CONCENTRATIONS RELATED TO FUGITIVE DUST, CARBON MONOXIDE HOTSPOTS, OR SAN JOAQUIN VALLEY FEVER. HOWEVER, CANCER RISKS FROM CONSTRUCTION ACTIVITIES TO OFFSITE SENSITIVE RECEPTORS WOULD BE POTENTIALLY SIGNIFICANT. IMPLEMENTATION OF MITIGATION MEASURE AQ-1 WOULD REDUCE IMPACTS RELATED TO CANCER RISK TO BELOW REGULATORY THRESHOLDS. IMPACTS WOULD BE LESS THAN SIGNIFICANT WITH MITIGATION INCORPORATED.**

Sensitive receptors are members of the population that are particularly sensitive to the effects of air pollutants, such as children, the elderly, and people with illnesses. The sensitive receptors closest to the project site include single-family residences adjacent to the northern and southern project boundary. The VCAPCD states that localized air quality impacts to sensitive receptors typically result from fugitive dust, CO, toxic air contaminants, and entrained fungal spores that cause Valley Fever (VCAPCD 2003). The project's impacts related to each of these pollutants is detailed below.

Fugitive Dust

As discussed under Impact AQ-2, the VCAPCD recommends that the fugitive dust control measures described in Section 7.4.1 of the *Air Quality Assessment Guidelines* be implemented as part of all project-related dust-generating operations and activities (VCAPCD 2003). These measures address both PM_{10} and $PM_{2.5}$ emissions from construction activities. The project would be required to implement these fugitive dust control measures; therefore, project construction would not expose sensitive receptors to substantial pollutant concentrations. Project operation would not involve activities that would generate substantial fugitive dust and would, therefore, not expose sensitive receptors to substantial pollutant concentrations. Impacts would be less than significant.

Carbon Monoxide

The VCAPCD has not established quantitative thresholds for CO for either construction or operation.

As discussed above, the Basin has been in attainment for CO ambient air quality standards since 2004 and the CO levels in Ventura County have been historically low enough that VCAPCD monitoring stations throughout the County ceased monitoring ambient CO concentrations in 2004. Furthermore, as identified in the TIA for the project (TJW Engineering, Inc. 2024), no studied intersection would operate at a LOS below C with the implementation of the project. Because ambient CO concentrations in the County are relatively low, and because the project would not result in a substantial addition of traffic or congestion to any area intersection (especially not any high-volume or already-congested intersections), the project would not be expected to result in a CO hotspot. Therefore, impacts would be less than significant.

Toxic Air Contaminants

Construction

Construction-related activities would result in temporary project-generated emissions of diesel particulate matter (DPM) exhaust emissions from off-road, heavy-duty diesel equipment for demolition, site preparation, trenching, infrastructure installation, building construction, paving, and other construction activities. DPM was identified as a toxic air contaminant (TAC) by CARB in 1998 (CARB 2022a).

Generation of DPM from construction projects typically occurs in a single area for a short period of time. Construction of the project would occur over approximately five years. The dose to which the receptors are exposed is the primary factor used to determine health risk. Dose is a function of the concentration of a substance or substances in the environment and the extent of exposure that person has with the substance. Dose is positively correlated with time, meaning that a longer exposure period would result in a higher exposure level for the maximally exposed individual. The risks estimated for a Maximally Exposed Individual are higher if a fixed exposure occurs over a longer period of time. However, young children are more sensitive to exposure to some carcinogens than adults. Therefore, OEHHA has implemented age sensitivity factors that consider the increased sensitivity of children during early development stages (i.e., 3rd trimester exposure to 16 years). Given the age sensitivity factors, exposure at a young age to even short-term projects have the potential to result in substantial risk exposure.

The proposed project would comply with the applicable VCAPCD and CARB requirements and control strategies intended to reduce emissions from construction equipment and activities. The project would comply with the CARB Air Toxics Control Measure that limits diesel powered equipment and vehicle idling to no more than five minutes at a location, and the CARB In-Use Off-Road Diesel Vehicle Regulation; compliance with these requirements would minimize emissions of TACs during construction. However, given the construction area's proximity to nearby sensitive receptors, impacts from construction related TACs were analyzed for both offsite sensitive receptors as well as the onsite sensitive receptors that would occupy Phase 1 of the site while Phase 2 and Phase 3 are being constructed.

The carcinogenic and chronic health risks at the offsite maximum exposed individual receptor (OMEIR) represent the maximum risk residents offsite could be exposed to during the construction of the project. The risk assumes that there are no filtration devices (such as MERV 13 or higher) filters at any offsite receptors. It is assumed in the HRA that the OMEIR would be exposed to construction exhaust

emissions while they are a third trimester fetus through a five-year-old child. Note that the chronic risk hazard quotient is a unitless value that represents non-carcinogenic risk, and this value is based on the maximum annual concentration. The project OMEIR was determined to be at a single-family residential property directly south of the project site and has an estimated cancer risk of 32.77 in one million, which exceeds the VCAPCD threshold of 10 in one million. The maximum chronic non-cancer risk is 0.42, which is less than the VCAPCD hazard index of 1.

Because Phase 1 would be operational while Phase 2 and Phase 3 are being constructed, risk to onsite residences from construction of Phase 2 and Phase 3 were also analyzed. Sensitive receptors introduced during the operation of Phase 1 are anticipated to experience greater health risks compared to those present during the operation of Phase 2, which would only be exposed to construction emissions during Phase 3 construction. Therefore, Phase 2 receptors are excluded from a detailed health risk analysis, as evaluating Phase 1 onsite residences would provide a conservative estimate for onsite receptor health risk across the entire project site. The project maximum exposed individual receptor (PMEIR) is at the western portion of the Phase 1 area, directly adjacent to the Phase 2 boundary. Cancer risk for residents of Phase 1 is estimated at 38.48 per million, which exceeds the VCAPCD threshold of 10 in one million. Chronic non-cancer risk for onsite residents is 0.19, which is well below the VCAPCD threshold of 1. Therefore, offsite and onsite impacts would exceed regulatory thresholds and would result in potentially significant cancer impacts without mitigation.

Operation

According to VCAPCD's *Air Quality Assessment Guidelines* (2003) and CARB's *Air Quality and Land Use Handbook: A Community Health Perspective* (2005), typical sources of acutely and chronically hazardous TACs include industrial manufacturing processes (e.g., chrome plating, electrical manufacturing, and petroleum refining). Operation of the project would not include these types of potential industrial manufacturing process sources. Additionally, the project would not include any substantial mobile or stationary sources of air pollution once operational. Therefore, impacts related to TAC emissions from project operation would be less than significant.

Proximity to Freeway

Although not a CEQA issue, according to the Ventura County 2040 General Plan, discretionary developments that include sensitive receptors should be located at least 1,000 feet from roads with traffic volumes exceeding 50,000 vehicles per day. If a project proposes sensitive land uses within this 1,000-foot buffer, a site specific HRA is required. The project is located approximately less than 150 feet east of SR-33, therefore a mobile health risk analysis for the project site was conducted (Meridian 2025). As identified in the Mobile Health Risk Analysis, risk to onsite residents without the incorporation of MERV 13 filters would result in a cancer risk of 3.64 per million which is below the 10 in one million threshold. Maximum non-cancer chronic risk would be 0.0042 which is less than the VCAPCD's chronic hazard index of 1. Therefore, the project's proximity to SR-33 would result in less than significant health impacts for onsite residents.

San Joaquin Valley Fever

Construction activities, including site preparation and grading, would have the potential to release *Coccidioides immitis* spores. Substantial increases in the number of reported cases of Valley Fever tend to occur only after major ground-disturbing events such as the 1994 Northridge earthquake (VCAPCD 2003). Additionally, the population of Ventura has been and would continue to be exposed to Valley Fever from agricultural and construction activities occurring throughout the region, not

just from construction of the proposed project. Construction of the project would not result in a major ground disturbance, and because of compliance with VCAPCD Rule 55 (Fugitive Dust), the project would not release a large number of spores should any be present on the site. As discussed under *Air Pollutant Emission Thresholds*, the VCAPCD does not have a recommended threshold for Valley Fever impacts, but instead recommends consideration of the following factors that may indicate a project's potential to result in significant impacts related to Valley Fever:

- Disturbance of the topsoil of undeveloped land (to a depth of about 12 inches)
- Dry, alkaline, sandy soils
- Virgin, undisturbed, non-urban areas
- Windy areas
- Archaeological resources probable or known to exist in the area (Native American midden sites)
- Special events (fairs, concerts) and motorized activities (motocross track, All Terrain Vehicle activities) on unvegetated soil (non-grass)
- Non-native population (i.e., out-of-area construction workers)

The project would involve grading of previously disturbed agricultural soils, which limits the deposit of fungal spores. It is anticipated that construction workers would be from the local or regional area and would therefore have previous exposure to and immunity from Valley Fever. Additionally, compliance with VCAPCD Rule 55 (Fugitive Dust) would require daily site watering, which would keep soil moist and limit dust generation. Therefore, construction of the project would not result in a substantial increase in entrained fungal spores that cause Valley Fever above existing background levels and impacts related to Valley Fever would be less than significant.

Mitigation Measure

Mitigation Measure AQ-1, listed under Impact AQ-1, would be implemented during project construction.

Significance After Mitigation

With incorporation of Mitigation Measure AQ-1, the project would be required to use off-road diesel-powered construction equipment that meets or exceeds the most stringent and environmentally protective CARB and USEPA Tier 4 off-road emissions standards, or alternatively fueled equipment which would substantially reduce DPM emissions. The Tier 4 standards reduce DPM emissions by approximately 81 to 96 percent as compared to equipment that meet the Tier 2 off-road emissions standards, depending on the specific horsepower rating of each piece of equipment. Thus, with implementation of Mitigation Measure AQ-1, risk from onsite construction activities to both on and offsite receptors would be reduced. With implementation of Mitigation Measure AQ-1, Cancer risk to the OMEIR would be reduced to 4.17 in one million or less, depending on the amount of non-diesel equipment used. This is well below the VCAPCD threshold of 10 in one million. Further, incorporation of the cleaner construction equipment would reduce risk to onsite residents of Phase 1 (the PMEIR) to 6.40 in one million. With the implementation of Mitigation Measure AQ-1, construction-related health risks would be substantially reduced and would be well below regulatory thresholds. Therefore, construction-related health impacts would be reduced to a less than significant level with mitigation.

Threshold:	Would the project result in other emissions (such as those leading to odors) adversely affecting a substantial number of people?

Impact AQ-4 THE PROJECT WOULD NOT RESULT IN OBJECTIONABLE ODORS AFFECTING A SUBSTANTIAL NUMBER OF PEOPLE DURING CONSTRUCTION OR OPERATION. IMPACTS WOULD BE LESS THAN SIGNIFICANT.

Construction activities could generate odors associated with the use of diesel fuel. For construction activities, odors would be short-term in nature and subject to VCAPCD Rule 51 (Nuisance). Construction activities would be temporary and transitory and associated odors would cease upon construction completion. Accordingly, the project would not create objectionable odors affecting a substantial number of people during construction, and short-term impacts would be less than significant.

Based on the VCAPCD *Ventura County Air Quality Assessment Guidelines* (2003), a project may have a significant impact if it would generate an objectionable odor to a degree that would cause injury, detriment, nuisance, or annoyance to a considerable number of persons or to the public, or which would endanger the comfort, repose, health, or safety of any such persons or the public, or which would cause, or have a natural tendency to cause, injury or damage to business or property. Land uses and industrial operations known to emit objectionable odors include wastewater treatment facilities, food processing facilities, coffee roasters, fiberglass operations, refineries, feed lots/dairies, and composting facilities (VCAPCD 2003). The project would include the construction and operation of a multi-family residences with amenities such as community centers and open space. None of the uses identified by VCACPD as producing substantial odors would be included in the proposed project. Therefore, operation of the project would not directly or indirectly generate objectionable odors or other emissions that would adversely affect a substantial number of people, and there would be no impact.

3.3 Cumulative Air Quality Impacts

The geographic scope for the cumulative air quality impact analysis is the Basin. Because the Ventura County portion of the Basin is designated a nonattainment area for the federal and State eight-hour ozone standards, the federal hourly ozone standard, and the State PM_{10} standards, there is an existing adverse cumulative effect in the Basin relative to these pollutants.

A project would have a cumulatively considerable contribution to a significant cumulative impact if it is inconsistent with the applicable adopted federal and State air quality plans. As discussed under Impact AQ-2, the project would be consistent with the VCAPCD screening thresholds since construction emissions and new operational emissions would not exceed applicable thresholds for criteria pollutants with the incorporation of Mitigation Measures AQ-1 and AQ-2. Additionally, as discussed above under Impact AQ-1, the project would not conflict with or obstruct implementation of the AQMP. Therefore, the project's contribution to existing significant cumulative air quality impacts related to criteria air pollutant emissions would not be cumulatively considerable.

Carbon monoxide and TAC emissions are a localized issue. According to the Ventura County Approved and Pending Permits Map and list, as of August 8, 2025, there is only one pending project within the vicinity of the project site, which is an application to allow the continued operation of an existing overnight dog kennel for a 10-year period. This pending permit does not involve any physical or operational changes to the existing dog kennel (Ventura County 2025a and 2025b). Therefore, there would not be any major construction projects occurring in proximity and simultaneously to the project site while the project is being constructed. Therefore, there would not be a significant cumulative

impact to sensitive receptors during construction activity. In addition, and as discussed in Impact AQ-3, the existing CO levels in the region have been historically low and operation of the project would not generate a CO hotspot. Operation of the project would not include stationary air pollution that would generate substantial TAC emissions. Therefore, significant cumulative impacts to sensitive receptors during operation of the project would not occur.

3.4 Project-Level Greenhouse Gas Emissions Impacts

Threshold:	Would the project generate greenhouse gas emissions, either directly or indirectly, that may have a significant impact on the environment?
Threshold:	Would the project conflict with an applicable plan, policy, or regulation adopted for the purpose of reducing the emissions of greenhouse gases?

Impact GHG-1 IMPLEMENTATION OF THE PROJECT WOULD NOT GENERATE GHG EMISSIONS, EITHER DIRECTLY OR INDIRECTLY, THAT MAY HAVE A SIGNIFICANT IMPACT ON THE ENVIRONMENT. IMPLEMENTATION OF THE PROJECT WOULD NOT CONFLICT WITH AN APPLICABLE PLAN, POLICY, OR REGULATION ADOPTED FOR THE PURPOSE OF REDUCING GHG EMISSIONS, AS THE PROJECT IS CONSISTENT WITH THE 2022 SCOPING PLAN, SCAG'S 2024-2050 RTP/SCS, AND THE VENTURA COUNTY 2040 GENERAL PLAN. IMPACTS WOULD BE LESS THAN SIGNIFICANT.

Quantified Emissions

Construction and operation of the project would generate GHG emissions. This analysis considers the combined impact of GHG emissions from both construction and operation.

Construction Emissions

Construction facilitated by the project would generate temporary GHG emissions primarily from the operation of construction equipment onsite, as well as from vehicles transporting construction workers to and from the project site and heavy trucks to transport building materials and soil.

Construction activities for the project would generate an estimated 1,859 MT of CO_2e as shown in Table 8. Amortized over a 30-year period (the assumed life of the project per AEP guidance), construction of the project would generate approximately 62 MT of CO_2e per year.

Table 8 Estimated Construction GHG Emissions

Phase	Annual Emissions (MT of CO_2e/year)		
	Phase 1	**Phase 2**	**Phase 3**
Demolition	22	NA	NA
Site Preparation	217	217	217
Grading	40	40	40
Building Construction	334	332	334
Paving	21	18	21
Architectural Coating	2	2	2
Total Emissions by phase	636	609	614
Total Project Emissions	**1,859**		
Amortized Over 30 Years	62		

MT CO_2e = metric tons of carbon dioxide equivalent

Source: See Appendix B for CalEEMod outputs

Operational and Total Emissions

Operation of the proposed project would generate GHG emissions associated with area sources (e.g., landscape maintenance), energy and water usage, vehicle trips, and wastewater and solid waste generation.

As shown in Table 9, when combined with amortized construction emissions, the project would result in 2,645 MT of CO_2e per year. GHG emissions were quantified for informational purposes only as there is no numeric threshold for projects within Unincorporated Ventura County.

Table 9 Estimated GHG Emissions

Emission Source	Annual Emissions (MT of CO_2e/year)		
Operational	**Phase 1**	**Phase 2**	**Phase 3**
Mobile	576	625	765
Area	1	1	2
Energy	213	98	175
Water	13	9	13
Waste	30	24	37
Refrigerant	0.15	0.13	0.20
Operational Emissions by Phase	**834**	758	991
Combined Construction and Operational Emissions			
Construction Emissions	62		
Operational Emissions	2,583		
Total Project Emissions	**2,645**		

MT CO_2e = metric tons of carbon dioxide equivalent

Source: See Appendix B for CalEEMod outputs

Plan Consistency

The project's consistency with applicable plans, policies, or regulations adopted for the purpose of reducing the emissions of GHGs to are described below.

2022 Scoping Plan

The principal State plan to monitor and regulate GHGs is AB 32, the California Global Warming Solutions Act of 2006, which was followed by SB 32. The quantitative goal of AB 32 was to reduce GHG emissions to 1990 levels by 2020. According to CARB, California achieved its 2020 GHG emission reduction target in 2016. The goal of SB 32 is to reduce GHG emissions to 40 percent below 1990 levels by 2030. In 2022, the State passed AB 1279, which declares the State will achieve net-zero GHG emissions and reduce GHG emissions by 85 percent below 1990 levels by 2045. The latest iteration of the Scoping Plan is the 2022 Scoping Plan, which focuses on outcomes needed to achieve carbon neutrality by assessing paths for clean technology, energy deployment, natural and working lands, and others, and is designed to meet the state's long-term climate objectives and support a range of economic, environmental, energy security, environmental justice, and public health priorities.

The project would be consistent with these goals through project design, which includes complying with the latest Title 24 Green Building Code (CALGreen) and Building Efficiency Energy Standards and installation of solar panels. The project would allocate passenger vehicle spaces for electric vehicle charging in accordance with the requirements of CALGreen. In addition, the project would install water efficient fixtures to conform to state water conservation requirements. The project would be served by SCE, which is required to increase its renewable energy procurement in accordance with SB 100 targets. The project would be 100 percent electric and therefore would not increase natural gas usage within the region. Further, as discussed below, the project would be consistent with the Ventura County CAP (contained within the 2040 General Plan), which meets the 2030 statewide goals

and was developed consistent with the 2022 Scoping Plan. Therefore, the project would not conflict with the 2022 Scoping Plan.

2024-2050 Regional Transportation Plan/Sustainable Communities Strategy

The SCAG 2024-2050 RTP/SCS is forecast to help California reach its GHG reduction goals by reducing GHG emissions from passenger cars in the SCAG region by 19 percent by 2035 in accordance with the most recent CARB targets adopted in March 2018.[9] The 2024-2050 RTP/SCS focuses on four core categories: mobility, communities, environment, and economy. In addition, the SCS implementation strategies include focusing growth near destinations and mobility options, promoting diverse housing choices, leveraging technology innovations, and supporting implementation of sustainability policies. The project's consistency with the 2024-2050 RTP/SCS is discussed in Table 10. As shown therein, the project would be consistent with the GHG emission reduction strategies contained in the 2024-2050 RTP/SCS.

Table 10 Consistency with Applicable SCAG 2024-2050 RTP/SCS Strategies

Strategy/Action	Project Consistency
Mobility/Communities ▪ Pursue the development of Complete Streets that comprise a safe, multimodal network with flexible use of public rights-of-way for people of all ages and abilities using a variety of modes (e.g., people walking, biking, rolling, driving, taking transit). ▪ Encourage and support the implementation of projects, both physical and digital, that facilitate multimodal connectivity, prioritize transit and shared mobility, and result in improved mobility, accessibility and safety. ▪ Promote the growth of origins and destinations, with a focus on future housing and population growth, in areas with existing and planned urban infrastructure that includes transit and utilities ▪ Encourage housing development in transit-supportive and walkable areas to create more interconnected and resilient communities.	**Consistent.** This is a local/regional policy. However, the project would also be within walking and biking distance of existing transportation facilities. The project is adjacent to a Class I Bike lane along North Ventura Avenue. Further the project is served by Gold Coast Transit with Gold Coast Route 16 stopping along North Ventura Avenue. A bus stop for Route 16 is approximately 450 feet away from the project site and a bus stop for Route 18 is approximately a third of a mile away from the project site. Therefore, the project would be consistent with SCAG 2024-2050 RTP/SCS mobility and community strategies.
Environment ▪ Support communities across the region to advance innovative sustainable development practices. ▪ Support investments that reduce hazardous air pollutants and greenhouse gas emissions. ▪ Accelerate the deployment of a zero-emission transportation system and use near-zero-emission technology to offer short-term benefits where zero-emissions solutions are not yet feasible or commercially viable. ▪ Promote sustainable water use planning, practices and storage that improve regional water security and resilience in a drier environment.	**Consistent.** The project would comply with the latest Title 24 Building Energy Efficiency Standards and install energy-efficient appliances. Additionally, the project would incorporate all-electric appliances and comply with the latest Title 24 Building Energy Efficiency Standards through the installation of solar panels and EV infrastructure. The project would also meet CALGreen requirements by using water-efficient fixtures and irrigation systems. Therefore, the project aligns with SCAG's 2024-2050 RTP environmental policies and strategies aimed at reducing GHG emissions.

[9] Eight percent emissions reduction from 2005 levels by 2020 target was achieved (SCAG 2024).

Strategy/Action	Project Consistency

Source: SCAG 2024

County of Ventura 2040 General Plan

As shown in in Table 11, the project would be consistent with the policies related to GHG emissions contained in the Ventura County 2040 General Plan.

Table 11 Consistency with Ventura County 2040 General Plan

Strategy/Action	Project Consistency
COS-10.4 Greenhouse Gas Reductions in Existing and New Development. The County shall reduce GHG emissions in both existing and new development through a combination of measures included in the GHG Strategy, which includes new and modified regulations, financing and incentive-based programs, community outreach and education programs, partnerships with local or regional agencies, and other related actions	**Consistent.** The County is responsible for implementing this policy. However, the project would be designed and operated to meet the applicable requirements of CALGreen and Title 24. The project would be all-electric and would include electric vehicle spaces and solar panels consistent with the Title 24 and CALGreen requirements. The project's water consumption would be minimized through the use of water-efficient appliances/fixtures and water-efficient irrigation. Furthermore, the project would be equipped with energy-efficientt appliances and lighting. Therefore, the project would support this policy.
COS-8.9 Urban Tree Canopy Improvements for Energy Conservation. The County shall encourage discretionary development to include the planting of shade trees on each property and within parking areas to reduce radiation heat production.	**Consistent.** The project would provide 63-acres of conservation space. Landscaping and trees would be added to the site, consistent with County regulations. Therefore, the project would be consistent with this policy.
COS-9.1 Open Space Preservation. The County shall preserve natural open space resources through: ▪ the concentration of development in Urban Areas and Existing Communities; ▪ use of cluster or compact development techniques in discretionary development adjacent to natural open space resources; ▪ maintaining large lot sizes in agricultural areas, rural and open space areas; ▪ discouraging conversion of lands currently used for agricultural production or grazing; ▪ limiting development in areas constrained by natural hazards; and ▪ encouraging agricultural and ranching interests to maintain natural habitat in open space areas where the terrain or soil is not conducive to agricultural production or grazing. **COS-9.3 Open Space Preservation.** The County shall place a high priority on preserving open space lands for recreation, habitat protection, wildlife movement, flood hazard management, public safety, water resource protection, and overall community benefit.	**Consistent.** The project would include a 63-acre conservation parcel, thereby preserving open space resources.

Strategy/Action	Project Consistency
CTM-3.5 Bicycle Routes in Rural Areas. The County shall plan for bicycle network connectivity in rural, agricultural, and open space areas in a way that supports and complements business and agricultural activities in those areas.	**Consistent.** The County is responsible for implementing this policy. However, the project would be designed and operated to include secure bicycle parking spaces. The project is designed for bicycle circulation and connectivity to the Class I bike lane along North Venture Avenue. Therefore, the project would support the development of a rural bicycle network.
CTM-6.5 Electric Vehicle Charging Stations. The County shall support the installation of electric vehicle charging stations, where feasible, at County facilities, parking lots, park-and-ride lots, truck stops, and new development.	**Consistent.** The County is responsible for implementing this policy. However, the proposed project would include electric vehicle charging stations in accordance with the requirements of CALGreen. Thereby, supporting the use electric vehicles by project residents.
HAZ-T Cool Roof Ordinance. The County shall adopt a Cool Roof Ordinance that exceeds the prescriptive cool roof requirements of the 2019 California Building Energy Efficiency Standard for Residential and Nonresidential Buildings by 25 percent (California Energy Code). Under a Cool Roof Ordinance, the County would require new construction to replace or re-coat 2,500 square feet for nonresidential and 1,250 square feet of roof space for residential buildings, or 72.5 percent or more of roofs.	**Consistent.** The proposed project would be consistent with applicable, adopted County ordinances that are in place at the time of construction. Therefore, the proposed project would not conflict with this policy.
HAZ-V Cool Pavements Standards. The County shall incorporate cool pavement standards into the County's development standards for County and private development projects, in both new construction and changes to existing onsite paved surface areas (e.g., parking lots, private roadways, other hardscapes).	**Consistent.** The proposed project would be consistent with applicable, adopted County ordinances that are in place at the time of construction. Therefore, the proposed project would not conflict with this policy.
HAZ-10.5 Air Pollution Impact Mitigation Measures for Discretionary Development. The County shall work with applicants for discretionary development projects to incorporate bike facilities, solar water heating, solar space heating, incorporation of electric appliances and equipment, the use of zero and/or near zero emission vehicles and other measures to reduce air pollution impacts and reduce greenhouse gas (GHG) emissions.	**Consistent.** The project would be designed and operated to meet the applicable requirements of CALGreen and Title 24. The project's water consumption would be minimized through the use of water-efficient appliances/fixtures and water-efficient irrigation. Furthermore, the project would include solar panels and would be equipped with energy-efficient appliances and lighting. The project would be all-electric and would incorporate electric vehicle charging stations in accordance with CALGreen requirements. Therefore, the project would support this policy.
WR-3.2 Water Use Efficiency for Discretionary Development. The County shall require the use of water conservation techniques for discretionary development, as appropriate. Such techniques include low flow plumbing fixtures in new construction that meet or exceed the California Plumbing Code, use of graywater or reclaimed water for landscaping, retention of stormwater runoff for direct use and/or groundwater recharge, and landscape water efficiency standards that meet or exceed the standards in the California Model Water Efficiency Landscape Ordinance.	**Consistent.** The project would be designed and operated to meet the applicable requirements of CALGreen, Title 24, and the Model Water Efficiency Landscape Ordinance. The project's water consumption would be minimized through the use of water-efficient appliances/fixtures, water-efficient landscaping design, and water-efficient irrigation. Therefore, the project would be consistent with this policy.

Strategy/Action	Project Consistency

Source: Ventura County 2023

Thus, given the above discussion, the project would be consistent with state and local policies for reducing GHG emissions and impacts would be less than significant.

3.5 Greenhouse Gas Emissions Cumulative Impacts

The geographic scope for related projects considered in the cumulative impact analysis for GHG emissions is global because impacts of climate change are experienced on a global scale regardless of the location of GHG emission sources. GHG emissions and climate change are, by definition, cumulative impacts. Thus, the issue of climate change involves an analysis of whether a project's contribution towards an impact is cumulatively considerable. As discussed under Impacts GHG-1 and GHG-2 above, project impacts related to GHG emissions would be less than significant and would be consistent with the state and local plans for reducing GHG emissions. Therefore, the project's contribution to cumulative GHG impacts would be less than significant.

4 References

Association of Environmental Professionals (AEP). 2016. Final White Paper Beyond 2020 and Newhall: A Field Guide to New CEQA Greenhouse Gas Thresholds and Climate Action Plan Targets for California. https://califaep.org/docs/AEP-2016_Final_White_Paper.pdf (accessed August 2025).

California Air Pollution Control Officers Association (CAPCOA). 2008. CEQA & Climate Change, Evaluating and Addressing Greenhouse Gas Emissions from Projects Subject to the California Environmental Quality Act. https://www.ourair.org/wp-content/uploads/CAPCOA-CEQA-and-Climate-Change.pdf (accessed August 2025).

_____. 2022. California Emissions Estimator Model User Guide Version 2022.1. April 2022. https://www.caleemod.com/documents/user-guide/CalEEMod_User_Guide_v2022.1.pdf (accessed August 2025).

California Air Resources Board (CARB). 2005. Air Quality and Land Use Handbook: A Community Health Perspective. April 2005. https://www.arb.ca.gov/ch/handbook.pdf (accessed April 2025).

_____. 2008. Climate Change Scoping Plan. December 2008. https://www.arb.ca.gov/cc/scopingplan/document/adopted_scoping_plan.pdf (accessed August 2025).

_____. 2014. AB 32 Scoping Plan Website. Updated June 2014. http://www.arb.ca.gov/cc/scopingplan/scopingplan.htm (accessed August 2025).

_____. 2016. Annual Network Plan. https://19january2021snapshot.epa.gov/sites/static/files/2017-12/documents/caplan2016-carb.pdf (accessed August 2025).

_____. 2017. California's 2017 Climate Change Scoping Plan. December 14, 2017. https://www.arb.ca.gov/cc/scopingplan/scoping_plan_2017.pdf (accessed August 2025)

_____. 2022a. Overview Diesel Exhaust & Health. https://ww2.arb.ca.gov/resources/overview-diesel-exhaust-and-health (accessed August 2025).

_____. 2022b. California Greenhouse Gas Emissions for 2000 to 2022 Trends of Emissions and Other Indicators. July. https://ww2.arb.ca.gov/ghg-inventory-data. (accessed May 2025).

_____. 2022c. 2022 Scoping Plan for Achieving Carbon Neutrality. November 16, 2022. https://ww2.arb.ca.gov/sites/default/files/2023-04/2022-sp.pdf. (accessed May 2025).

_____. 2024a. "National Ambient Air Quality Standards" https://ww2.arb.ca.gov/resources/national-ambient-air-quality-standards. N.d. (accessed August 2025).

_____. 2024b. "California Ambient Air Quality Standards." https://ww2.arb.ca.gov/resources/california-ambient-air-quality-standards (accessed August 2025).

_____. 2025c. Top 4 Summary: Select Pollutant, Years, & Area. https://www.arb.ca.gov/adam/topfour/topfour1.php (accessed May 2025).

California Climate Change Center (CCCC). 2006. Climate Scenarios for California. https://research.fit.edu/media/site-specific/researchfitedu/coast-climate-adaptation-library/united-states/west-coast-amp-hawaix27i/california---statewide/CCCC.--2006.--Climate-Scenarios-for-California.pdf (accessed August 2025).

California Department of Finance. 2025. E-5 Population and Housing Estimates for Cities, Counties, and the State, 2020-2025. https://dof.ca.gov/forecasting/demographics/estimates/e-5-population-and-housing-estimates-for-cities-counties-and-the-state-2020-2025/ (accessed September 2025).

California Department of Food and Agriculture. 2025. "California Agricultural Production Statistics." https://www.cdfa.ca.gov/statistics/ (accessed August 2025).

California Department of Public Health. 2025. Provisional Valley Fever Cases in California. https://www.cdph.ca.gov/Programs/CID/DCDC/Pages/ValleyFeverProvisionalDashboard.aspx (accessed August 2025).

California Energy Commission (CEC). 2022a. Building Energy Efficiency Standards. https://www.energy.ca.gov/programs-and-topics/programs/building-energy-efficiency-standards/2022-building-energy-efficiency (accessed August 2025).

_____. 2022b. 2022 Building Energy Efficiency Standards for Residential and Nonresidential Buildings: For the 2022 Building Energy Standards Title 24, Part 6, and Associated Administrative Regulations Part 1 Abstract. https://www.energy.ca.gov/publications/2022/2022-building-energy-efficiency-standards-residential-and-nonresidential (accessed August 2025).

California Natural Resources Agency. 2018. California's Fourth Climate Change Assessment. Statewide Summary Report. https://www.energy.ca.gov/sites/default/files/2019-11/Statewide_Reports-SUM-CCCA4-2018-013_Statewide_Summary_Report_ADA.pdf (accessed August 2025).

_____. 2024. California Climate Adaptation Strategy. Draft California Climate Adaptation Strategy. https://climateresilience.ca.gov/overview/docs/20240514-Draft_CA_Climate_Adaptation_Strategy_2024.pdf (accessed August 2025).

Intergovernmental Panel on Climate Change (IPCC). 2014. Climate Change 2014: Mitigation of Climate Change. Summary for Policymakers - Contribution of Working Group III to the Fifth Assessment Report of the Intergovernmental Panel on Climate Change. Cambridge University Press, Cambridge, United Kingdom and New York, NY, USA.

_____. 2018. Summary for Policymakers. In: Global warming of 1.5°C. An IPCC Special Report on the impacts of global warming of 1.5°C above pre-industrial levels and related global greenhouse gas emission pathways, in the context of strengthening the global response to the threat of climate change, sustainable development, and efforts to eradicate poverty. https://www.ipcc.ch/sr15/ (accessed August 2025).

_____. 2021. Climate Change 2021: The Physical Science Basis. Contribution of Working Group I to the Sixth Assessment Report of the Intergovernmental Panel on Climate Change [Masson-Delmotte, V., P. Zhai, A. Pirani, S. L. Connors, C. Péan, S. Berger, N. Caud, Y. Chen, L. Goldfarb, M. I. Gomis, M. Huang, K. Leitzell, E. Lonnoy, J.B.R. Matthews, T. K. Maycock, T. Waterfield, O. Yelekçi, R. Yu and B. Zhou (eds.)] Cambridge University Press. https://www.ipcc.ch/report/ar6/wg1/downloads/report/IPCC_AR6_WGI_Full_Report.pdf (accessed August 2025)

Kirkland and Fierer. 1996. Coccidioidomycosis: A Reemerging Infectious Disease. July 1996. https://wwwnc.cdc.gov/eid/article/2/3/96-0305_article (accessed August 2025).

Los Angeles County Health Department. 2013. Preventing Work-Related Coccidioidomycosis (Valley Fever). Available at http://publichealth.lacounty.gov/acd/docs/ValleyFeverPreventionforWorkFlyer.pdf (accessed August 2025)

Meridian Consultants. 2025. Mobile Health Risk Assessment. Ventura Ranch Farmworker Housing Community. May 2025.

National Aeronautics and Space Administration. 2025. "Global Climate Change – Vital Signs of the Planet – Sea Level." https://climate.nasa.gov/vital-signs/sea-level/ (accessed August 2025).

National Oceanic and Atmospheric Administration. 2020. "Global Climate Report for Annual 2019." State of the Climate. January 2020. https://www.ncei.noaa.gov/access/monitoring/monthly-report/global/201913 (accessed August 2025).

Office of Environmental Health Hazard Assessment (OEHHA). 2015. Air Toxics Hot Spots Program. Risk Assessment Guidelines. https://oehha.ca.gov/media/downloads/crnr/2015guidancemanual.pdf (accessed April 2025).

OEHHA and California Environmental Protection Agency. 2018. Indicators of Climate Change in California. Sacramento, CA. May 2018. https://oehha.ca.gov/sites/default/files/media/downloads/climate-change/report/2018caindicatorsreportmay2018.pdf (accessed August 2025).

Our World in Data. 2024. Greenhouse Gas Emissions. https://ourworldindata.org/greenhouse-gas-emissions (accessed August 2025).

Parmesan, C. August 2006. Ecological and Evolutionary Responses to Recent Climate Change. Annual Review of Ecological Evolutionary Systems 37:637-669.

Southern California Association of Governments (SCAG). 2020. Connect SoCal: The 2020-2045 Regional Transportation Plan/Sustainable Communities Strategy of the Southern California Association of Governments. https://scag.ca.gov/sites/main/files/file-attachments/0903fconnectsocal-plan_0.pdf?1606001176 (accessed August 2025).

_____. 2024. Connect SoCal: The 2024-2050 Regional Transportation Plan/Sustainable Communities Strategy of the Southern California Association of Governments. https://scag.ca.gov/sites/default/files/2024-05/23-2987-connect-socal-2024-final-complete-040424.pdf (accessed August 2025).

TJW Engineering, Inc. 2024. *Ventura Ranch Traffic Impact Analysis.* March 25, 2024

U.S. Environmental Protection Agency (USEPA). 2013. Policy Assessment for the Review of the Lead National Ambient Air Quality Standards – External Review Draft. January 2013. https://www3.epa.gov/ttn/naaqs/standards/pb/data/010913_pb-draft-pa.pdf (accessed August 2025).

_____. 2022a. Criteria Air Pollutants. Last updated August 9, 2022. https://www.epa.gov/criteria-air-pollutants (accessed June 2023).

_____. 2022b. Nonattainment Areas for Criteria Pollutants (Green Book). Last updated August 1, 2022. https://www.epa.gov/green-book (accessed June 2023).

_____. 2025a. Health and Environmental Effects of Hazardous Air Pollutants. Last updated February 25, 2025. https://www.epa.gov/haps/health-and-environmental-effects-hazardous-air-pollutants (accessed August 2025).

_____. 2025b. Climate Change Indicators: Global Greenhouse Gas Emissions. Last updated March 24, 2025. https://www.epa.gov/climate-indicators/climate-change-indicators-global-greenhouse-gas-emissions (accessed May 2025).

_____. 2025c. Inventory of U.S. Greenhouse Gas Emissions and Sinks: 1990–2022. Last updated January 15, 2025. https://www.epa.gov/ghgemissions/inventory-us-greenhouse-gas-emissions-and-sinks (accessed May 2025).

_____. 2025c. Climate Change Indicators: Atmospheric Concentrations of Greenhouse Gases. Last updated April 2021. https://www.epa.gov/climate-indicators/climate-change-indicators-atmospheric-concentrations-greenhouse-gases (accessed May 2025).

Ventura, County of. 2011. County of Ventura Initial Study Assessment Guidelines. April 26, 2011. https://rmadocs.venturacounty.gov/planning/programs/california-environmental-quality-act/publications/ventura-county-initial-study-assessment-guidelines.pdf (accessed August 2025).

_____. 2025a. Approved and Pending Permits Map. https://rma.maps.arcgis.com/apps/webappviewer/index.html?id=b8ad6075638a40f8bf9c7ec4897fb825 (accessed August 2025).

_____. 2025a. Pending Projects as of August 08, 2025. https://rma.venturacounty.gov/wp-content/uploads/2024/07/pending-projects.pdf (accessed August 2025).

Ventura County Air Pollution Control District (VCAPCD). 2003. Ventura County Air Quality Assessment Guidelines. October 2003. http://www.vcapcd.org/pubs/Planning/VCAQGuidelines.pdf (accessed August 2025).

_____. 2007. Ventura County Air Pollution Control District 2007 Ambient Air Monitoring Network Plan. August 2007 http://www.vcapcd.org/pubs/Monitoring/MNP/2007-Final-Network-Assessment-Plan.pdf (accessed May 2025).

_____. 2022. 2022 Ventura County Air Quality Management Plan. December 13, 2022. http://www.vcapcd.org/pubs/Planning/AQMP/2022/Final-2022-AQMP-with-appendices-20221130.pdf (accessed August 2025).

World Meteorological Organization. 2023. Greenhouse Gases. https://public.wmo.int/en/our-mandate/focus-areas/environment/greenhouse%20gases. (accessed May 2025).

Appendix A

Assumptions and Calculations

Ventura Ranch Farmworker Housing Complex
Construction Emissions

CalEEMod Defaults are assumed for modeling purposes unless specifically discussed in the Operational Assumptions below.

Total Site Acreage:				
Address:	4884 North Venture Avenue			
County	Unincorporated Ventura			
	Within the City's Sphere of Influence			
Acreage:	82.92	Total		
	53	Conservation	Remains Openspace, no construction)	
	10	Farming	Private Agriculture - Contiued agricultural production (no construction)	
	19.6	Housing		
		328	Unit Farm Worker Housing Complex	
		18	buildings	
	6.11	Phase 1		
		92	units	
		5	buildings	
		103,159	sqft	
	4.31	Phase 2		
		104	units	
		6	buildings	2.9111059
		110,250	sqft	
	8.66	Phase 3		
		132	units	
		1	buildings	
		145,138	sqft	
	585	space parking spaces		(Site and Architectural Plan, augmented by PD)
		219	Phase 1	
		131	Phase 2	
		222	Phase 3	
	272,118	Parking (driveways and aisles)		(Site and Architectural Plan)
		101,870	Phase 1 sqft	2.338609 acres
		60,936	Phase 2 sqft	1.398894 acres
		103,265	Phase 3 sqft	2.370645 acres

Ventura Ranch Farmworker Housing Complex
Construction Emissions

188,957	sqft Landscaping		(Site and Architectural Plan)
60509.81499	Sqft Phase 1		(Split evenly on site)
42683.68291	Sqft Phase 2		
85763.5021	Sqft Phase 3		
248,634	sqft openspace/parks		
79620.21698	Sqft Phase 1		
56164.17925	Sqft Phase 2		
112849.6038	Sqft Phase 3		

CalEEMod Uses

Apartment Mid Rise	Phase 1	Phase 2	Phase 3		
	50,180	50,180	75,270	sqft	
	34,114	34,114	51,171	sqft	
	12,758	25,516	0	sqft	
	97,052	109,810	140,241	Total sqft	
Community Center	4,810	N/A	3,600	sqft	Community Center
Maintenance Bldg	637	N/A	637	sqft	
Trash Enclosure	660	440	660	sqft	
	103,159	110,250	145,138		

Project Features

100% Affordable
328 -Unit Farm worker housing complex
All Electric
Electric Charging Stations
Bicycle parking

Construction Schedule:	Construction length provided by applicant	
Construction Equipment	Default CalEEMod	
Construction Trucks/Vehicles	Default CalEEMod	(rounded up)
	**17.6 miles of transport to Toland Landfill	

Ventura Ranch Farmworker Housing Complex
Construction Emissions

Cut/Fill	Total Project		
	Net Import:	17,000 cy	Preliminary Grading Plan (3/25/2024)
	(assumed for each phase, for flexibility as exact grading is not knowin by phase)		
Demolition	Provided by applicant		
	5,700 sqft	Phase 1 Only	

Ventura Ranch Farmworker Housing Complex
Operational Emissions Assumptions

CalEEMod Defaults are assumed for modeling purposes unless specifically discussed in the Operational Assumptions below.

Mobile Sources

1,578	Daily Trips.	Ventura Ranch Trip Generation Memo, July 31, 2025
328	Units	
4.81	Trips/unit	
CalEEMod Determined	Annual Trips	
CalEEMod Defaults	VMT	
CalEEMod Defaults	Fleet Mix	

Solid Waste CalEEMod Defaults

Solid Waste CalEEMod Defaults

Area Sources Defaults

Energy Use Default for Electric

No Natual Gas

1 kwh = 3412 Btu

Appendix B

CalEEMod Output

Ventura Ranch Farmworker Housing Complex -Phase 1 Detailed Report

Table of Contents

1. Basic Project Information

1.1. Basic Project Information

1.2. Land Use Types

1.3. User-Selected Emission Reduction Measures by Emissions Sector

2. Emissions Summary

2.1. Construction Emissions Compared Against Thresholds

2.2. Construction Emissions by Year, Unmitigated

2.3. Construction Emissions by Year, Mitigated

2.4. Operations Emissions Compared Against Thresholds

2.5. Operations Emissions by Sector, Unmitigated

2.6. Operations Emissions by Sector, Mitigated

3. Construction Emissions Details

3.1. Demolition (2026) - Unmitigated

3.2. Demolition (2026) - Mitigated

3.3. Site Preparation (2026) - Unmitigated

3.4. Site Preparation (2026) - Mitigated

3.5. Grading (2026) - Unmitigated

3.6. Grading (2026) - Mitigated

3.7. Building Construction (2026) - Unmitigated

3.8. Building Construction (2026) - Mitigated

3.9. Building Construction (2027) - Unmitigated

3.10. Building Construction (2027) - Mitigated

3.11. Paving (2027) - Unmitigated

3.12. Paving (2027) - Mitigated

3.13. Architectural Coating (2027) - Unmitigated

3.14. Architectural Coating (2027) - Mitigated

4. Operations Emissions Details

4.1. Mobile Emissions by Land Use

4.1.1. Unmitigated

4.1.2. Mitigated

4.2. Energy

4.2.1. Electricity Emissions By Land Use - Unmitigated

4.2.2. Electricity Emissions By Land Use - Mitigated

4.2.3. Natural Gas Emissions By Land Use - Unmitigated

4.2.4. Natural Gas Emissions By Land Use - Mitigated

4.3. Area Emissions by Source

4.3.1. Unmitigated

4.3.2. Mitigated

4.4. Water Emissions by Land Use

4.4.1. Unmitigated

4.4.2. Mitigated

4.5. Waste Emissions by Land Use

4.5.1. Unmitigated

4.5.2. Mitigated

4.6. Refrigerant Emissions by Land Use

4.6.1. Unmitigated

4.6.2. Mitigated

4.7. Offroad Emissions By Equipment Type

4.7.1. Unmitigated

4.7.2. Mitigated

4.8. Stationary Emissions By Equipment Type

4.8.1. Unmitigated

4.8.2. Mitigated

4.9. User Defined Emissions By Equipment Type

4.9.1. Unmitigated

4.9.2. Mitigated

4.10. Soil Carbon Accumulation By Vegetation Type

4.10.1. Soil Carbon Accumulation By Vegetation Type - Unmitigated

4.10.2. Above and Belowground Carbon Accumulation by Land Use Type - Unmitigated

4.10.3. Avoided and Sequestered Emissions by Species - Unmitigated

4.10.4. Soil Carbon Accumulation By Vegetation Type - Mitigated

4.10.5. Above and Belowground Carbon Accumulation by Land Use Type - Mitigated

4.10.6. Avoided and Sequestered Emissions by Species - Mitigated

5. Activity Data

5.1. Construction Schedule

5.2. Off-Road Equipment

5.2.1. Unmitigated

5.2.2. Mitigated

5.3. Construction Vehicles

5.3.1. Unmitigated

5.3.2. Mitigated

5.4. Vehicles

5.4.1. Construction Vehicle Control Strategies

5.5. Architectural Coatings

5.6. Dust Mitigation

5.6.1. Construction Earthmoving Activities

5.6.2. Construction Earthmoving Control Strategies

5.7. Construction Paving

5.8. Construction Electricity Consumption and Emissions Factors

5.9. Operational Mobile Sources

5.9.1. Unmitigated

5.9.2. Mitigated

5.10. Operational Area Sources

5.10.1. Hearths

5.10.1.1. Unmitigated

5.10.1.2. Mitigated

5.10.2. Architectural Coatings

5.10.3. Landscape Equipment

5.10.4. Landscape Equipment - Mitigated

5.11. Operational Energy Consumption

5.11.1. Unmitigated

5.11.2. Mitigated

5.12. Operational Water and Wastewater Consumption

5.12.1. Unmitigated

5.12.2. Mitigated

5.13. Operational Waste Generation

5.13.1. Unmitigated

5.13.2. Mitigated

5.14. Operational Refrigeration and Air Conditioning Equipment

5.14.1. Unmitigated

5.14.2. Mitigated

5.15. Operational Off-Road Equipment

5.15.1. Unmitigated

5.15.2. Mitigated

5.16. Stationary Sources

5.16.1. Emergency Generators and Fire Pumps

5.16.2. Process Boilers

5.17. User Defined

5.18. Vegetation

5.18.1. Land Use Change

5.18.1.1. Unmitigated

5.18.1.2. Mitigated

5.18.1. Biomass Cover Type

5.18.1.1. Unmitigated

5.18.1.2. Mitigated

5.18.2. Sequestration

5.18.2.1. Unmitigated

5.18.2.2. Mitigated

6. Climate Risk Detailed Report

6.1. Climate Risk Summary

6.2. Initial Climate Risk Scores

6.3. Adjusted Climate Risk Scores

6.4. Climate Risk Reduction Measures

7. Health and Equity Details

7.1. CalEnviroScreen 4.0 Scores

7.2. Healthy Places Index Scores

7.3. Overall Health & Equity Scores

7.4. Health & Equity Measures

7.5. Evaluation Scorecard

7.6. Health & Equity Custom Measures

8. User Changes to Default Data

1. Basic Project Information

1.1. Basic Project Information

Data Field	Value
Project Name	Ventura Ranch Farmworker Housing Complex -Phase 1
Construction Start Date	3/1/2026
Operational Year	2028
Lead Agency	—
Land Use Scale	Project/site
Analysis Level for Defaults	County
Windspeed (m/s)	3.20
Precipitation (days)	2.20
Location	34.33456519655094, -119.28964302429546
County	Ventura
City	Unincorporated
Air District	Ventura County APCD
Air Basin	South Central Coast
TAZ	3405
EDFZ	8
Electric Utility	Southern California Edison
Gas Utility	Southern California Gas
App Version	2022.1.1.30

1.2. Land Use Types

Land Use Subtype	Size	Unit	Lot Acreage	Building Area (sq ft)	Landscape Area (sq ft)	Special Landscape Area (sq ft)	Population	Description
Apartments Mid Rise	92.0	Dwelling Unit	3.77	97,052	60,510	0.00	277	—

Parking Lot	219	Space	2.34	0.00	0.00	0.00	—	—
Health Club	4.81	1000sqft	0.00	4,810	0.00	0.00	—	—
Industrial Park	0.64	1000sqft	0.00	637	0.00	0.00	—	—

1.3. User-Selected Emission Reduction Measures by Emissions Sector

Sector	#	Measure Title
Construction	C-5	Use Advanced Engine Tiers

2. Emissions Summary

2.1. Construction Emissions Compared Against Thresholds

Criteria Pollutants (lb/day for daily, ton/yr for annual) and GHGs (lb/day for daily, MT/yr for annual)

Un/Mit.	TOG	ROG	NOx	CO	SO2	PM10E	PM10D	PM10T	PM2.5E	PM2.5D	PM2.5T	BCO2	NBCO2	CO2T	CH4	N2O	R	CO2e
Daily, Summer (Max)	—	—	—	—	—	—	—	—	—	—	—	—	—	—	—	—	—	—
Unmit.	24.8	24.3	29.2	29.8	0.06	1.24	7.89	9.14	1.14	3.99	5.14	—	7,403	7,403	0.23	0.71	9.89	7,630
Mit.	23.0	23.0	7.69	31.8	0.06	0.11	7.89	7.99	0.11	3.99	4.09	—	7,403	7,403	0.23	0.71	9.89	7,630
% Reduced	7%	6%	74%	-7%	—	91%	—	13%	90%	—	20%	—	—	—	—	—	—	—
Daily, Winter (Max)	—	—	—	—	—	—	—	—	—	—	—	—	—	—	—	—	—	—
Unmit.	24.8	24.3	29.2	29.7	0.05	1.24	7.89	9.14	1.14	3.99	5.14	—	5,557	5,557	0.22	0.13	0.13	5,601
Mit.	23.0	23.0	6.22	31.3	0.05	0.11	7.89	7.99	0.10	3.99	4.09	—	5,557	5,557	0.22	0.13	0.13	5,601
% Reduced	7%	6%	79%	-5%	—	91%	—	13%	91%	—	20%	—	—	—	—	—	—	—
Average Daily (Max)	—	—	—	—	—	—	—	—	—	—	—	—	—	—	—	—	—	—

Unmit.	2.84	2.68	12.2	13.6	0.02	0.49	2.53	3.02	0.45	1.18	1.63	—	2,954	2,954	0.10	0.10	1.04	2,986
Mit.	2.24	2.20	2.34	13.9	0.02	0.05	2.53	2.59	0.05	1.18	1.24	—	2,954	2,954	0.10	0.10	1.04	2,986
% Reduced	21%	18%	81%	-2%	—	89%	—	14%	88%	—	24%	—	—	—	—	—	—	—
Annual (Max)	—	—	—	—	—	—	—	—	—	—	—	—	—	—	—	—	—	—
Unmit.	0.52	0.49	2.23	2.48	< 0.005	0.09	0.46	0.55	0.08	0.22	0.30	—	489	489	0.02	0.02	0.17	494
Mit.	0.41	0.40	0.43	2.54	< 0.005	0.01	0.46	0.47	0.01	0.22	0.23	—	489	489	0.02	0.02	0.17	494
% Reduced	21%	18%	81%	-2%	—	89%	—	14%	88%	—	24%	—	—	—	—	—	—	—

2.2. Construction Emissions by Year, Unmitigated

Criteria Pollutants (lb/day for daily, ton/yr for annual) and GHGs (lb/day for daily, MT/yr for annual)

Year	TOG	ROG	NOx	CO	SO2	PM10E	PM10D	PM10T	PM2.5E	PM2.5D	PM2.5T	BCO2	NBCO2	CO2T	CH4	N2O	R	CO2e
Daily - Summer (Max)	—	—	—	—	—	—	—	—	—	—	—	—	—	—	—	—	—	—
2026	3.82	3.21	29.2	29.8	0.06	1.24	7.89	9.14	1.14	3.99	5.14	—	7,403	7,403	0.23	0.71	9.89	7,630
2027	24.8	24.3	17.9	29.5	0.04	0.66	1.36	2.02	0.60	0.32	0.93	—	5,613	5,613	0.19	0.13	5.08	5,660
Daily - Winter (Max)	—	—	—	—	—	—	—	—	—	—	—	—	—	—	—	—	—	—
2026	3.82	3.21	29.2	29.7	0.05	1.24	7.89	9.14	1.14	3.99	5.14	—	5,517	5,517	0.22	0.10	0.11	5,538
2027	24.8	24.3	18.0	29.0	0.04	0.66	1.36	2.02	0.60	0.32	0.93	—	5,557	5,557	0.19	0.13	0.13	5,601
Average Daily	—	—	—	—	—	—	—	—	—	—	—	—	—	—	—	—	—	—
2026	1.60	1.34	12.2	13.6	0.02	0.49	2.53	3.02	0.45	1.18	1.63	—	2,954	2,954	0.10	0.10	0.89	2,986
2027	2.84	2.68	6.74	11.0	0.02	0.23	0.63	0.86	0.21	0.15	0.36	—	2,320	2,320	0.08	0.06	1.04	2,342
Annual	—	—	—	—	—	—	—	—	—	—	—	—	—	—	—	—	—	—
2026	0.29	0.25	2.23	2.48	< 0.005	0.09	0.46	0.55	0.08	0.22	0.30	—	489	489	0.02	0.02	0.15	494
2027	0.52	0.49	1.23	2.00	< 0.005	0.04	0.11	0.16	0.04	0.03	0.07	—	384	384	0.01	0.01	0.17	388

2.3. Construction Emissions by Year, Mitigated

Criteria Pollutants (lb/day for daily, ton/yr for annual) and GHGs (lb/day for daily, MT/yr for annual)

Year	TOG	ROG	NOx	CO	SO2	PM10E	PM10D	PM10T	PM2.5E	PM2.5D	PM2.5T	BCO2	NBCO2	CO2T	CH4	N2O	R	CO2e
Daily - Summer (Max)	—	—	—	—	—	—	—	—	—	—	—	—	—	—	—	—	—	—
2026	0.68	0.62	7.69	29.3	0.06	0.11	7.89	7.99	0.11	3.99	4.09	—	7,403	7,403	0.23	0.71	9.89	7,630
2027	23.0	23.0	6.15	31.8	0.04	0.11	1.36	1.47	0.10	0.32	0.43	—	5,613	5,613	0.19	0.13	5.08	5,660
Daily - Winter (Max)	—	—	—	—	—	—	—	—	—	—	—	—	—	—	—	—	—	—
2026	0.67	0.61	4.97	29.2	0.05	0.10	7.89	7.99	0.10	3.99	4.09	—	5,517	5,517	0.22	0.10	0.11	5,538
2027	23.0	23.0	6.22	31.3	0.04	0.11	1.36	1.47	0.10	0.32	0.43	—	5,557	5,557	0.19	0.13	0.13	5,601
Average Daily	—	—	—	—	—	—	—	—	—	—	—	—	—	—	—	—	—	—
2026	0.36	0.33	2.33	13.9	0.02	0.05	2.53	2.59	0.05	1.18	1.24	—	2,954	2,954	0.10	0.10	0.89	2,986
2027	2.24	2.20	2.34	12.2	0.02	0.05	0.63	0.68	0.05	0.15	0.20	—	2,320	2,320	0.08	0.06	1.04	2,342
Annual	—	—	—	—	—	—	—	—	—	—	—	—	—	—	—	—	—	—
2026	0.07	0.06	0.43	2.54	< 0.005	0.01	0.46	0.47	0.01	0.22	0.23	—	489	489	0.02	0.02	0.15	494
2027	0.41	0.40	0.43	2.22	< 0.005	0.01	0.11	0.12	0.01	0.03	0.04	—	384	384	0.01	0.01	0.17	388

2.4. Operations Emissions Compared Against Thresholds

Criteria Pollutants (lb/day for daily, ton/yr for annual) and GHGs (lb/day for daily, MT/yr for annual)

Un/Mit.	TOG	ROG	NOx	CO	SO2	PM10E	PM10D	PM10T	PM2.5E	PM2.5D	PM2.5T	BCO2	NBCO2	CO2T	CH4	N2O	R	CO2e
Daily, Summer (Max)	—	—	—	—	—	—	—	—	—	—	—	—	—	—	—	—	—	—
Unmit.	4.84	4.67	1.46	18.9	0.03	0.03	3.38	3.40	0.02	0.86	0.88	59.4	4,872	4,931	6.18	0.17	11.8	5,148
Daily, Winter (Max)	—	—	—	—	—	—	—	—	—	—	—	—	—	—	—	—	—	—

Unmit.	4.30	4.16	1.57	13.1	0.03	0.02	3.38	3.40	0.02	0.86	0.88	59.4	4,736	4,796	6.19	0.18	1.17	5,006
Average Daily (Max)	—	—	—	—	—	—	—	—	—	—	—	—	—	—	—	—	—	—
Unmit.	4.54	4.39	1.57	15.6	0.03	0.02	3.37	3.40	0.02	0.85	0.88	59.4	4,763	4,822	6.18	0.18	5.60	5,035
Annual (Max)	—	—	—	—	—	—	—	—	—	—	—	—	—	—	—	—	—	—
Unmit.	0.83	0.80	0.29	2.85	0.01	< 0.005	0.62	0.62	< 0.005	0.16	0.16	9.83	788	798	1.02	0.03	0.93	834

2.5. Operations Emissions by Sector, Unmitigated

Criteria Pollutants (lb/day for daily, ton/yr for annual) and GHGs (lb/day for daily, MT/yr for annual)

Sector	TOG	ROG	NOx	CO	SO2	PM10E	PM10D	PM10T	PM2.5E	PM2.5D	PM2.5T	BCO2	NBCO2	CO2T	CH4	N2O	R	CO2e
Daily, Summer (Max)	—	—	—	—	—	—	—	—	—	—	—	—	—	—	—	—	—	—
Mobile	1.94	1.80	1.41	13.4	0.03	0.02	3.38	3.40	0.02	0.86	0.88	—	3,529	3,529	0.14	0.14	10.9	3,586
Area	2.90	2.88	0.05	5.47	< 0.005	< 0.005	—	< 0.005	< 0.005	—	< 0.005	0.00	14.9	14.9	< 0.005	< 0.005	—	15.0
Energy	0.00	0.00	0.00	0.00	0.00	0.00	—	0.00	0.00	—	0.00	—	1,282	1,282	0.08	0.01	—	1,287
Water	—	—	—	—	—	—	—	—	—	—	—	7.51	46.3	53.8	0.77	0.02	—	78.7
Waste	—	—	—	—	—	—	—	—	—	—	—	51.9	0.00	51.9	5.18	0.00	—	182
Refrig.	—	—	—	—	—	—	—	—	—	—	—	—	—	—	—	—	0.88	0.88
Total	4.84	4.67	1.46	18.9	0.03	0.03	3.38	3.40	0.02	0.86	0.88	59.4	4,872	4,931	6.18	0.17	11.8	5,148
Daily, Winter (Max)	—	—	—	—	—	—	—	—	—	—	—	—	—	—	—	—	—	—
Mobile	1.92	1.77	1.57	13.1	0.03	0.02	3.38	3.40	0.02	0.86	0.88	—	3,408	3,408	0.15	0.15	0.28	3,458
Area	2.38	2.38	0.00	0.00	0.00	0.00	—	0.00	0.00	—	0.00	0.00	0.00	0.00	0.00	0.00	—	0.00
Energy	0.00	0.00	0.00	0.00	0.00	0.00	—	0.00	0.00	—	0.00	—	1,282	1,282	0.08	0.01	—	1,287
Water	—	—	—	—	—	—	—	—	—	—	—	7.51	46.3	53.8	0.77	0.02	—	78.7
Waste	—	—	—	—	—	—	—	—	—	—	—	51.9	0.00	51.9	5.18	0.00	—	182
Refrig.	—	—	—	—	—	—	—	—	—	—	—	—	—	—	—	—	0.88	0.88

Total	4.30	4.16	1.57	13.1	0.03	0.02	3.38	3.40	0.02	0.86	0.88	59.4	4,736	4,796	6.19	0.18	1.17	5,006
Average Daily	—	—	—	—	—	—	—	—	—	—	—	—	—	—	—	—	—	—
Mobile	1.91	1.76	1.54	12.9	0.03	0.02	3.37	3.39	0.02	0.85	0.88	—	3,427	3,427	0.14	0.15	4.71	3,480
Area	2.64	2.63	0.03	2.70	< 0.005	< 0.005	—	< 0.005	< 0.005	—	< 0.005	0.00	7.36	7.36	< 0.005	< 0.005	—	7.39
Energy	0.00	0.00	0.00	0.00	0.00	0.00	—	0.00	0.00	—	0.00	—	1,282	1,282	0.08	0.01	—	1,287
Water	—	—	—	—	—	—	—	—	—	—	—	7.51	46.3	53.8	0.77	0.02	—	78.7
Waste	—	—	—	—	—	—	—	—	—	—	—	51.9	0.00	51.9	5.18	0.00	—	182
Refrig.	—	—	—	—	—	—	—	—	—	—	—	—	—	—	—	—	0.88	0.88
Total	4.54	4.39	1.57	15.6	0.03	0.02	3.37	3.40	0.02	0.85	0.88	59.4	4,763	4,822	6.18	0.18	5.60	5,035
Annual	—	—	—	—	—	—	—	—	—	—	—	—	—	—	—	—	—	—
Mobile	0.35	0.32	0.28	2.36	0.01	< 0.005	0.62	0.62	< 0.005	0.16	0.16	—	567	567	0.02	0.02	0.78	576
Area	0.48	0.48	< 0.005	0.49	< 0.005	< 0.005	—	< 0.005	< 0.005	—	< 0.005	0.00	1.22	1.22	< 0.005	< 0.005	—	1.22
Energy	0.00	0.00	0.00	0.00	0.00	0.00	—	0.00	0.00	—	0.00	—	212	212	0.01	< 0.005	—	213
Water	—	—	—	—	—	—	—	—	—	—	—	1.24	7.66	8.90	0.13	< 0.005	—	13.0
Waste	—	—	—	—	—	—	—	—	—	—	—	8.59	0.00	8.59	0.86	0.00	—	30.0
Refrig.	—	—	—	—	—	—	—	—	—	—	—	—	—	—	—	—	0.15	0.15
Total	0.83	0.80	0.29	2.85	0.01	< 0.005	0.62	0.62	< 0.005	0.16	0.16	9.83	788	798	1.02	0.03	0.93	834

2.6. Operations Emissions by Sector, Mitigated

Criteria Pollutants (lb/day for daily, ton/yr for annual) and GHGs (lb/day for daily, MT/yr for annual)

Sector	TOG	ROG	NOx	CO	SO2	PM10E	PM10D	PM10T	PM2.5E	PM2.5D	PM2.5T	BCO2	NBCO2	CO2T	CH4	N2O	R	CO2e
Daily, Summer (Max)	—	—	—	—	—	—	—	—	—	—	—	—	—	—	—	—	—	—
Mobile	1.94	1.80	1.41	13.4	0.03	0.02	3.38	3.40	0.02	0.86	0.88	—	3,529	3,529	0.14	0.14	10.9	3,586
Area	2.90	2.88	0.05	5.47	< 0.005	< 0.005	—	< 0.005	< 0.005	—	< 0.005	0.00	14.9	14.9	< 0.005	< 0.005	—	15.0
Energy	0.00	0.00	0.00	0.00	0.00	0.00	—	0.00	0.00	—	0.00	—	1,282	1,282	0.08	0.01	—	1,287
Water	—	—	—	—	—	—	—	—	—	—	—	7.51	46.3	53.8	0.77	0.02	—	78.7

Waste	—	—	—	—	—	—	—	—	—	—	—	51.9	0.00	51.9	5.18	0.00	—	182
Refrig.	—	—	—	—	—	—	—	—	—	—	—	—	—	—	—	—	0.88	0.88
Total	4.84	4.67	1.46	18.9	0.03	0.03	3.38	3.40	0.02	0.86	0.88	59.4	4,872	4,931	6.18	0.17	11.8	5,148
Daily, Winter (Max)	—	—	—	—	—	—	—	—	—	—	—	—	—	—	—	—	—	—
Mobile	1.92	1.77	1.57	13.1	0.03	0.02	3.38	3.40	0.02	0.86	0.88	—	3,408	3,408	0.15	0.15	0.28	3,458
Area	2.38	2.38	0.00	0.00	0.00	0.00	—	0.00	0.00	—	0.00	0.00	0.00	0.00	0.00	0.00	—	0.00
Energy	0.00	0.00	0.00	0.00	0.00	0.00	—	0.00	0.00	—	0.00	—	1,282	1,282	0.08	0.01	—	1,287
Water	—	—	—	—	—	—	—	—	—	—	—	7.51	46.3	53.8	0.77	0.02	—	78.7
Waste	—	—	—	—	—	—	—	—	—	—	—	51.9	0.00	51.9	5.18	0.00	—	182
Refrig.	—	—	—	—	—	—	—	—	—	—	—	—	—	—	—	—	0.88	0.88
Total	4.30	4.16	1.57	13.1	0.03	0.02	3.38	3.40	0.02	0.86	0.88	59.4	4,736	4,796	6.19	0.18	1.17	5,006
Average Daily	—	—	—	—	—	—	—	—	—	—	—	—	—	—	—	—	—	—
Mobile	1.91	1.76	1.54	12.9	0.03	0.02	3.37	3.39	0.02	0.85	0.88	—	3,427	3,427	0.14	0.15	4.71	3,480
Area	2.64	2.63	0.03	2.70	< 0.005	< 0.005	—	< 0.005	< 0.005	—	< 0.005	0.00	7.36	7.36	< 0.005	< 0.005	—	7.39
Energy	0.00	0.00	0.00	0.00	0.00	0.00	—	0.00	0.00	—	0.00	—	1,282	1,282	0.08	0.01	—	1,287
Water	—	—	—	—	—	—	—	—	—	—	—	7.51	46.3	53.8	0.77	0.02	—	78.7
Waste	—	—	—	—	—	—	—	—	—	—	—	51.9	0.00	51.9	5.18	0.00	—	182
Refrig.	—	—	—	—	—	—	—	—	—	—	—	—	—	—	—	—	0.88	0.88
Total	4.54	4.39	1.57	15.6	0.03	0.02	3.37	3.40	0.02	0.85	0.88	59.4	4,763	4,822	6.18	0.18	5.60	5,035
Annual	—	—	—	—	—	—	—	—	—	—	—	—	—	—	—	—	—	—
Mobile	0.35	0.32	0.28	2.36	0.01	< 0.005	0.62	0.62	< 0.005	0.16	0.16	—	567	567	0.02	0.02	0.78	576
Area	0.48	0.48	< 0.005	0.49	< 0.005	< 0.005	—	< 0.005	< 0.005	—	< 0.005	0.00	1.22	1.22	< 0.005	< 0.005	—	1.22
Energy	0.00	0.00	0.00	0.00	0.00	0.00	—	0.00	0.00	—	0.00	—	212	212	0.01	< 0.005	—	213
Water	—	—	—	—	—	—	—	—	—	—	—	1.24	7.66	8.90	0.13	< 0.005	—	13.0
Waste	—	—	—	—	—	—	—	—	—	—	—	8.59	0.00	8.59	0.86	0.00	—	30.0
Refrig.	—	—	—	—	—	—	—	—	—	—	—	—	—	—	—	—	0.15	0.15

Total	0.83	0.80	0.29	2.85	0.01	< 0.005	0.62	0.62	< 0.005	0.16	0.16	9.83	788	798	1.02	0.03	0.93	834

3. Construction Emissions Details

3.1. Demolition (2026) - Unmitigated

Criteria Pollutants (lb/day for daily, ton/yr for annual) and GHGs (lb/day for daily, MT/yr for annual)

Location	TOG	ROG	NOx	CO	SO2	PM10E	PM10D	PM10T	PM2.5E	PM2.5D	PM2.5T	BCO2	NBCO2	CO2T	CH4	N2O	R	CO2e
Onsite	—	—	—	—	—	—	—	—	—	—	—	—	—	—	—	—	—	—
Daily, Summer (Max)	—	—	—	—	—	—	—	—	—	—	—	—	—	—	—	—	—	—
Daily, Winter (Max)	—	—	—	—	—	—	—	—	—	—	—	—	—	—	—	—	—	—
Off-Road Equipment	2.72	2.29	20.7	19.0	0.03	0.84	—	0.84	0.78	—	0.78	—	3,427	3,427	0.14	0.03	—	3,438
Demolition	—	—	—	—	—	—	0.26	0.26	—	0.04	0.04	—	—	—	—	—	—	—
Onsite truck	0.00	0.00	0.00	0.00	0.00	0.00	0.00	0.00	0.00	0.00	0.00	—	0.00	0.00	0.00	0.00	0.00	0.00
Average Daily	—	—	—	—	—	—	—	—	—	—	—	—	—	—	—	—	—	—
Off-Road Equipment	0.10	0.09	0.79	0.73	< 0.005	0.03	—	0.03	0.03	—	0.03	—	131	131	0.01	< 0.005	—	132
Demolition	—	—	—	—	—	—	0.01	0.01	—	< 0.005	< 0.005	—	—	—	—	—	—	—
Onsite truck	0.00	0.00	0.00	0.00	0.00	0.00	0.00	0.00	0.00	0.00	0.00	—	0.00	0.00	0.00	0.00	0.00	0.00
Annual	—	—	—	—	—	—	—	—	—	—	—	—	—	—	—	—	—	—

Off-Road	0.02	0.02	0.14	0.13	< 0.005	0.01	—	0.01	0.01	—	0.01	—	21.8	21.8	< 0.005	< 0.005	—	21.8
Demolition	—	—	—	—	—	—	< 0.005	< 0.005	—	< 0.005	< 0.005	—	—	—	—	—	—	—
Onsite truck	0.00	0.00	0.00	0.00	0.00	0.00	0.00	0.00	0.00	0.00	0.00	—	0.00	0.00	0.00	0.00	0.00	0.00
Offsite	—	—	—	—	—	—	—	—	—	—	—	—	—	—	—	—	—	—
Daily, Summer (Max)	—	—	—	—	—	—	—	—	—	—	—	—	—	—	—	—	—	—
Daily, Winter (Max)	—	—	—	—	—	—	—	—	—	—	—	—	—	—	—	—	—	—
Worker	0.07	0.06	0.07	0.80	0.00	0.00	0.20	0.20	0.00	0.05	0.05	—	188	188	< 0.005	0.01	0.02	190
Vendor	0.00	0.00	0.00	0.00	0.00	0.00	0.00	0.00	0.00	0.00	0.00	—	0.00	0.00	0.00	0.00	0.00	0.00
Hauling	0.01	< 0.005	0.39	0.10	< 0.005	< 0.005	0.08	0.08	< 0.005	0.02	0.02	—	283	283	0.01	0.05	0.02	296
Average Daily	—	—	—	—	—	—	—	—	—	—	—	—	—	—	—	—	—	—
Worker	< 0.005	< 0.005	< 0.005	0.03	0.00	0.00	0.01	0.01	0.00	< 0.005	< 0.005	—	7.26	7.26	< 0.005	< 0.005	0.01	7.36
Vendor	0.00	0.00	0.00	0.00	0.00	0.00	0.00	0.00	0.00	0.00	0.00	—	0.00	0.00	0.00	0.00	0.00	0.00
Hauling	< 0.005	< 0.005	0.01	< 0.005	< 0.005	< 0.005	< 0.005	< 0.005	< 0.005	< 0.005	< 0.005	—	10.8	10.8	< 0.005	< 0.005	0.01	11.4
Annual	—	—	—	—	—	—	—	—	—	—	—	—	—	—	—	—	—	—
Worker	< 0.005	< 0.005	< 0.005	0.01	0.00	0.00	< 0.005	< 0.005	0.00	< 0.005	< 0.005	—	1.20	1.20	< 0.005	< 0.005	< 0.005	1.22
Vendor	0.00	0.00	0.00	0.00	0.00	0.00	0.00	0.00	0.00	0.00	0.00	—	0.00	0.00	0.00	0.00	0.00	0.00
Hauling	< 0.005	< 0.005	< 0.005	< 0.005	< 0.005	< 0.005	< 0.005	< 0.005	< 0.005	< 0.005	< 0.005	—	1.80	1.80	< 0.005	< 0.005	< 0.005	1.88

3.2. Demolition (2026) - Mitigated

Criteria Pollutants (lb/day for daily, ton/yr for annual) and GHGs (lb/day for daily, MT/yr for annual)

Location	TOG	ROG	NOx	CO	SO2	PM10E	PM10D	PM10T	PM2.5E	PM2.5D	PM2.5T	BCO2	NBCO2	CO2T	CH4	N2O	R	CO2e
Onsite	—	—	—	—	—	—	—	—	—	—	—	—	—	—	—	—	—	—

Daily, Summer (Max)	—	—	—	—	—	—	—	—	—	—	—	—	—	—	—	—	—	—
Daily, Winter (Max)	—	—	—	—	—	—	—	—	—	—	—	—	—	—	—	—	—	—
Off-Road Equipment	0.36	0.36	4.51	18.2	0.03	0.06	—	0.06	0.06	—	0.06	—	3,427	3,427	0.14	0.03	—	3,438
Demolition	—	—	—	—	—	—	0.26	0.26	—	0.04	0.04	—	—	—	—	—	—	—
Onsite truck	0.00	0.00	0.00	0.00	0.00	0.00	0.00	0.00	0.00	0.00	0.00	—	0.00	0.00	0.00	0.00	0.00	0.00
Average Daily	—	—	—	—	—	—	—	—	—	—	—	—	—	—	—	—	—	—
Off-Road Equipment	0.01	0.01	0.17	0.70	< 0.005	< 0.005	—	< 0.005	< 0.005	—	< 0.005	—	131	131	0.01	< 0.005	—	132
Demolition	—	—	—	—	—	—	0.01	0.01	—	< 0.005	< 0.005	—	—	—	—	—	—	—
Onsite truck	0.00	0.00	0.00	0.00	0.00	0.00	0.00	0.00	0.00	0.00	0.00	—	0.00	0.00	0.00	0.00	0.00	0.00
Annual	—	—	—	—	—	—	—	—	—	—	—	—	—	—	—	—	—	—
Off-Road Equipment	< 0.005	< 0.005	0.03	0.13	< 0.005	< 0.005	—	< 0.005	< 0.005	—	< 0.005	—	21.8	21.8	< 0.005	< 0.005	—	21.8
Demolition	—	—	—	—	—	—	< 0.005	< 0.005	—	< 0.005	< 0.005	—	—	—	—	—	—	—
Onsite truck	0.00	0.00	0.00	0.00	0.00	0.00	0.00	0.00	0.00	0.00	0.00	—	0.00	0.00	0.00	0.00	0.00	0.00
Offsite	—	—	—	—	—	—	—	—	—	—	—	—	—	—	—	—	—	—
Daily, Summer (Max)	—	—	—	—	—	—	—	—	—	—	—	—	—	—	—	—	—	—

Daily, Winter (Max)	—	—	—	—	—	—	—	—	—	—	—	—	—	—	—	—	—	—
Worker	0.07	0.06	0.07	0.80	0.00	0.00	0.20	0.20	0.00	0.05	0.05	—	188	188	< 0.005	0.01	0.02	190
Vendor	0.00	0.00	0.00	0.00	0.00	0.00	0.00	0.00	0.00	0.00	0.00	—	0.00	0.00	0.00	0.00	0.00	0.00
Hauling	0.01	< 0.005	0.39	0.10	< 0.005	< 0.005	0.08	0.08	< 0.005	0.02	0.02	—	283	283	0.01	0.05	0.02	296
Average Daily	—	—	—	—	—	—	—	—	—	—	—	—	—	—	—	—	—	—
Worker	< 0.005	< 0.005	< 0.005	0.03	0.00	0.00	0.01	0.01	0.00	< 0.005	< 0.005	—	7.26	7.26	< 0.005	< 0.005	0.01	7.36
Vendor	0.00	0.00	0.00	0.00	0.00	0.00	0.00	0.00	0.00	0.00	0.00	—	0.00	0.00	0.00	0.00	0.00	0.00
Hauling	< 0.005	< 0.005	0.01	< 0.005	< 0.005	< 0.005	< 0.005	< 0.005	< 0.005	< 0.005	< 0.005	—	10.8	10.8	< 0.005	< 0.005	0.01	11.4
Annual	—	—	—	—	—	—	—	—	—	—	—	—	—	—	—	—	—	—
Worker	< 0.005	< 0.005	< 0.005	0.01	0.00	0.00	< 0.005	< 0.005	0.00	< 0.005	< 0.005	—	1.20	1.20	< 0.005	< 0.005	< 0.005	1.22
Vendor	0.00	0.00	0.00	0.00	0.00	0.00	0.00	0.00	0.00	0.00	0.00	—	0.00	0.00	0.00	0.00	0.00	0.00
Hauling	< 0.005	< 0.005	< 0.005	< 0.005	< 0.005	< 0.005	< 0.005	< 0.005	< 0.005	< 0.005	< 0.005	—	1.80	1.80	< 0.005	< 0.005	< 0.005	1.88

3.3. Site Preparation (2026) - Unmitigated

Criteria Pollutants (lb/day for daily, ton/yr for annual) and GHGs (lb/day for daily, MT/yr for annual)

Location	TOG	ROG	NOx	CO	SO2	PM10E	PM10D	PM10T	PM2.5E	PM2.5D	PM2.5T	BCO2	NBCO2	CO2T	CH4	N2O	R	CO2e
Onsite	—	—	—	—	—	—	—	—	—	—	—	—	—	—	—	—	—	—
Daily, Summer (Max)	—	—	—	—	—	—	—	—	—	—	—	—	—	—	—	—	—	—
Off-Road Equipment	3.74	3.14	29.2	28.8	0.05	1.24	—	1.24	1.14	—	1.14	—	5,298	5,298	0.21	0.04	—	5,316
Dust From Material Movement	—	—	—	—	—	—	7.67	7.67	—	3.94	3.94	—	—	—	—	—	—	—

Onsite truck	0.00	0.00	0.00	0.00	0.00	0.00	0.00	0.00	0.00	0.00	0.00	—	0.00	0.00	0.00	0.00	0.00	0.00
Daily, Winter (Max)	—	—	—	—	—	—	—	—	—	—	—	—	—	—	—	—	—	—
Off-Road Equipment	3.74	3.14	29.2	28.8	0.05	1.24	—	1.24	1.14	—	1.14	—	5,298	5,298	0.21	0.04	—	5,316
Dust From Material Movement	—	—	—	—	—	—	7.67	7.67	—	3.94	3.94	—	—	—	—	—	—	—
Onsite truck	0.00	0.00	0.00	0.00	0.00	0.00	0.00	0.00	0.00	0.00	0.00	—	0.00	0.00	0.00	0.00	0.00	0.00
Average Daily	—	—	—	—	—	—	—	—	—	—	—	—	—	—	—	—	—	—
Off-Road Equipment	0.92	0.78	7.19	7.10	0.01	0.31	—	0.31	0.28	—	0.28	—	1,306	1,306	0.05	0.01	—	1,311
Dust From Material Movement	—	—	—	—	—	—	1.89	1.89	—	0.97	0.97	—	—	—	—	—	—	—
Onsite truck	0.00	0.00	0.00	0.00	0.00	0.00	0.00	0.00	0.00	0.00	0.00	—	0.00	0.00	0.00	0.00	0.00	0.00
Annual	—	—	—	—	—	—	—	—	—	—	—	—	—	—	—	—	—	—
Off-Road Equipment	0.17	0.14	1.31	1.30	< 0.005	0.06	—	0.06	0.05	—	0.05	—	216	216	0.01	< 0.005	—	217
Dust From Material Movement	—	—	—	—	—	—	0.34	0.34	—	0.18	0.18	—	—	—	—	—	—	—
Onsite truck	0.00	0.00	0.00	0.00	0.00	0.00	0.00	0.00	0.00	0.00	0.00	—	0.00	0.00	0.00	0.00	0.00	0.00

Offsite	—	—	—	—	—	—	—	—	—	—	—	—	—	—	—	—	—	—
Daily, Summer (Max)	—	—	—	—	—	—	—	—	—	—	—	—	—	—	—	—	—	—
Worker	0.08	0.07	0.07	1.03	0.00	0.00	0.23	0.23	0.00	0.05	0.05	—	229	229	< 0.005	0.01	0.86	233
Vendor	0.00	0.00	0.00	0.00	0.00	0.00	0.00	0.00	0.00	0.00	0.00	—	0.00	0.00	0.00	0.00	0.00	0.00
Hauling	0.00	0.00	0.00	0.00	0.00	0.00	0.00	0.00	0.00	0.00	0.00	—	0.00	0.00	0.00	0.00	0.00	0.00
Daily, Winter (Max)	—	—	—	—	—	—	—	—	—	—	—	—	—	—	—	—	—	—
Worker	0.08	0.07	0.09	0.93	0.00	0.00	0.23	0.23	0.00	0.05	0.05	—	219	219	< 0.005	0.01	0.02	222
Vendor	0.00	0.00	0.00	0.00	0.00	0.00	0.00	0.00	0.00	0.00	0.00	—	0.00	0.00	0.00	0.00	0.00	0.00
Hauling	0.00	0.00	0.00	0.00	0.00	0.00	0.00	0.00	0.00	0.00	0.00	—	0.00	0.00	0.00	0.00	0.00	0.00
Average Daily	—	—	—	—	—	—	—	—	—	—	—	—	—	—	—	—	—	—
Worker	0.02	0.02	0.02	0.23	0.00	0.00	0.06	0.06	0.00	0.01	0.01	—	54.4	54.4	< 0.005	< 0.005	0.09	55.2
Vendor	0.00	0.00	0.00	0.00	0.00	0.00	0.00	0.00	0.00	0.00	0.00	—	0.00	0.00	0.00	0.00	0.00	0.00
Hauling	0.00	0.00	0.00	0.00	0.00	0.00	0.00	0.00	0.00	0.00	0.00	—	0.00	0.00	0.00	0.00	0.00	0.00
Annual	—	—	—	—	—	—	—	—	—	—	—	—	—	—	—	—	—	—
Worker	< 0.005	< 0.005	< 0.005	0.04	0.00	0.00	0.01	0.01	0.00	< 0.005	< 0.005	—	9.01	9.01	< 0.005	< 0.005	0.02	9.14
Vendor	0.00	0.00	0.00	0.00	0.00	0.00	0.00	0.00	0.00	0.00	0.00	—	0.00	0.00	0.00	0.00	0.00	0.00
Hauling	0.00	0.00	0.00	0.00	0.00	0.00	0.00	0.00	0.00	0.00	0.00	—	0.00	0.00	0.00	0.00	0.00	0.00

3.4. Site Preparation (2026) - Mitigated

Criteria Pollutants (lb/day for daily, ton/yr for annual) and GHGs (lb/day for daily, MT/yr for annual)

Location	TOG	ROG	NOx	CO	SO2	PM10E	PM10D	PM10T	PM2.5E	PM2.5D	PM2.5T	BCO2	NBCO2	CO2T	CH4	N2O	R	CO2e
Onsite	—	—	—	—	—	—	—	—	—	—	—	—	—	—	—	—	—	—
Daily, Summer (Max)	—	—	—	—	—	—	—	—	—	—	—	—	—	—	—	—	—	—

Off-Road	0.50	0.50	2.59	28.3	0.05	0.10	—	0.10	0.10	—	0.10	—	5,298	5,298	0.21	0.04	—	5,316
Dust From Material Movement	—	—	—	—	—	—	7.67	7.67	—	3.94	3.94	—	—	—	—	—	—	—
Onsite truck	0.00	0.00	0.00	0.00	0.00	0.00	0.00	0.00	0.00	0.00	0.00	—	0.00	0.00	0.00	0.00	0.00	0.00
Daily, Winter (Max)	—	—	—	—	—	—	—	—	—	—	—	—	—	—	—	—	—	—
Off-Road Equipment	0.50	0.50	2.59	28.3	0.05	0.10	—	0.10	0.10	—	0.10	—	5,298	5,298	0.21	0.04	—	5,316
Dust From Material Movement	—	—	—	—	—	—	7.67	7.67	—	3.94	3.94	—	—	—	—	—	—	—
Onsite truck	0.00	0.00	0.00	0.00	0.00	0.00	0.00	0.00	0.00	0.00	0.00	—	0.00	0.00	0.00	0.00	0.00	0.00
Average Daily	—	—	—	—	—	—	—	—	—	—	—	—	—	—	—	—	—	—
Off-Road Equipment	0.12	0.12	0.64	6.98	0.01	0.02	—	0.02	0.02	—	0.02	—	1,306	1,306	0.05	0.01	—	1,311
Dust From Material Movement	—	—	—	—	—	—	1.89	1.89	—	0.97	0.97	—	—	—	—	—	—	—
Onsite truck	0.00	0.00	0.00	0.00	0.00	0.00	0.00	0.00	0.00	0.00	0.00	—	0.00	0.00	0.00	0.00	0.00	0.00
Annual	—	—	—	—	—	—	—	—	—	—	—	—	—	—	—	—	—	—
Off-Road Equipment	0.02	0.02	0.12	1.27	< 0.005	< 0.005	—	< 0.005	< 0.005	—	< 0.005	—	216	216	0.01	< 0.005	—	217

Dust From Material Movement	—	—	—	—	—	—	0.34	0.34	—	0.18	0.18	—	—	—	—	—	—	—
Onsite truck	0.00	0.00	0.00	0.00	0.00	0.00	0.00	0.00	0.00	0.00	0.00	—	0.00	0.00	0.00	0.00	0.00	0.00
Offsite	—	—	—	—	—	—	—	—	—	—	—	—	—	—	—	—	—	—
Daily, Summer (Max)	—	—	—	—	—	—	—	—	—	—	—	—	—	—	—	—	—	—
Worker	0.08	0.07	0.07	1.03	0.00	0.00	0.23	0.23	0.00	0.05	0.05	—	229	229	< 0.005	0.01	0.86	233
Vendor	0.00	0.00	0.00	0.00	0.00	0.00	0.00	0.00	0.00	0.00	0.00	—	0.00	0.00	0.00	0.00	0.00	0.00
Hauling	0.00	0.00	0.00	0.00	0.00	0.00	0.00	0.00	0.00	0.00	0.00	—	0.00	0.00	0.00	0.00	0.00	0.00
Daily, Winter (Max)	—	—	—	—	—	—	—	—	—	—	—	—	—	—	—	—	—	—
Worker	0.08	0.07	0.09	0.93	0.00	0.00	0.23	0.23	0.00	0.05	0.05	—	219	219	< 0.005	0.01	0.02	222
Vendor	0.00	0.00	0.00	0.00	0.00	0.00	0.00	0.00	0.00	0.00	0.00	—	0.00	0.00	0.00	0.00	0.00	0.00
Hauling	0.00	0.00	0.00	0.00	0.00	0.00	0.00	0.00	0.00	0.00	0.00	—	0.00	0.00	0.00	0.00	0.00	0.00
Average Daily	—	—	—	—	—	—	—	—	—	—	—	—	—	—	—	—	—	—
Worker	0.02	0.02	0.02	0.23	0.00	0.00	0.06	0.06	0.00	0.01	0.01	—	54.4	54.4	< 0.005	< 0.005	0.09	55.2
Vendor	0.00	0.00	0.00	0.00	0.00	0.00	0.00	0.00	0.00	0.00	0.00	—	0.00	0.00	0.00	0.00	0.00	0.00
Hauling	0.00	0.00	0.00	0.00	0.00	0.00	0.00	0.00	0.00	0.00	0.00	—	0.00	0.00	0.00	0.00	0.00	0.00
Annual	—	—	—	—	—	—	—	—	—	—	—	—	—	—	—	—	—	—
Worker	< 0.005	< 0.005	< 0.005	0.04	0.00	0.00	0.01	0.01	0.00	< 0.005	< 0.005	—	9.01	9.01	< 0.005	< 0.005	0.02	9.14
Vendor	0.00	0.00	0.00	0.00	0.00	0.00	0.00	0.00	0.00	0.00	0.00	—	0.00	0.00	0.00	0.00	0.00	0.00
Hauling	0.00	0.00	0.00	0.00	0.00	0.00	0.00	0.00	0.00	0.00	0.00	—	0.00	0.00	0.00	0.00	0.00	0.00

3.5. Grading (2026) - Unmitigated

Criteria Pollutants (lb/day for daily, ton/yr for annual) and GHGs (lb/day for daily, MT/yr for annual)

Location	TOG	ROG	NOx	CO	SO2	PM10E	PM10D	PM10T	PM2.5E	PM2.5D	PM2.5T	BCO2	NBCO2	CO2T	CH4	N2O	R	CO2e
Onsite	—	—	—	—	—	—	—	—	—	—	—	—	—	—	—	—	—	—
Daily, Summer (Max)	—	—	—	—	—	—	—	—	—	—	—	—	—	—	—	—	—	—
Off-Road Equipment	1.96	1.65	15.0	17.4	0.03	0.65	—	0.65	0.59	—	0.59	—	2,960	2,960	0.12	0.02	—	2,970
Dust From Material Movement	—	—	—	—	—	—	2.78	2.78	—	1.34	1.34	—	—	—	—	—	—	—
Onsite truck	0.00	0.00	0.00	0.00	0.00	0.00	0.00	0.00	0.00	0.00	0.00	—	0.00	0.00	0.00	0.00	0.00	0.00
Daily, Winter (Max)	—	—	—	—	—	—	—	—	—	—	—	—	—	—	—	—	—	—
Average Daily	—	—	—	—	—	—	—	—	—	—	—	—	—	—	—	—	—	—
Off-Road Equipment	0.16	0.14	1.23	1.43	< 0.005	0.05	—	0.05	0.05	—	0.05	—	243	243	0.01	< 0.005	—	244
Dust From Material Movement	—	—	—	—	—	—	0.23	0.23	—	0.11	0.11	—	—	—	—	—	—	—
Onsite truck	0.00	0.00	0.00	0.00	0.00	0.00	0.00	0.00	0.00	0.00	0.00	—	0.00	0.00	0.00	0.00	0.00	0.00
Annual	—	—	—	—	—	—	—	—	—	—	—	—	—	—	—	—	—	—
Off-Road Equipment	0.03	0.02	0.22	0.26	< 0.005	0.01	—	0.01	0.01	—	0.01	—	40.3	40.3	< 0.005	< 0.005	—	40.4

Dust From Material Movement	—	—	—	—	—	—	0.04	0.04	—	0.02	0.02	—	—	—	—	—	—	—
Onsite truck	0.00	0.00	0.00	0.00	0.00	0.00	0.00	0.00	0.00	0.00	0.00	—	0.00	0.00	0.00	0.00	0.00	0.00
Offsite	—	—	—	—	—	—	—	—	—	—	—	—	—	—	—	—	—	—
Daily, Summer (Max)	—	—	—	—	—	—	—	—	—	—	—	—	—	—	—	—	—	—
Worker	0.07	0.06	0.06	0.88	0.00	0.00	0.20	0.20	0.00	0.05	0.05	—	197	197	< 0.005	0.01	0.74	199
Vendor	0.00	0.00	0.00	0.00	0.00	0.00	0.00	0.00	0.00	0.00	0.00	—	0.00	0.00	0.00	0.00	0.00	0.00
Hauling	0.18	0.07	5.59	1.44	0.03	0.05	1.13	1.18	0.05	0.32	0.37	—	4,247	4,247	0.10	0.68	9.16	4,461
Daily, Winter (Max)	—	—	—	—	—	—	—	—	—	—	—	—	—	—	—	—	—	—
Average Daily	—	—	—	—	—	—	—	—	—	—	—	—	—	—	—	—	—	—
Worker	0.01	< 0.005	0.01	0.07	0.00	0.00	0.02	0.02	0.00	< 0.005	< 0.005	—	15.6	15.6	< 0.005	< 0.005	0.03	15.8
Vendor	0.00	0.00	0.00	0.00	0.00	0.00	0.00	0.00	0.00	0.00	0.00	—	0.00	0.00	0.00	0.00	0.00	0.00
Hauling	0.01	0.01	0.48	0.12	< 0.005	< 0.005	0.09	0.10	< 0.005	0.03	0.03	—	349	349	0.01	0.06	0.33	366
Annual	—	—	—	—	—	—	—	—	—	—	—	—	—	—	—	—	—	—
Worker	< 0.005	< 0.005	< 0.005	0.01	0.00	0.00	< 0.005	< 0.005	0.00	< 0.005	< 0.005	—	2.58	2.58	< 0.005	< 0.005	< 0.005	2.61
Vendor	0.00	0.00	0.00	0.00	0.00	0.00	0.00	0.00	0.00	0.00	0.00	—	0.00	0.00	0.00	0.00	0.00	0.00
Hauling	< 0.005	< 0.005	0.09	0.02	< 0.005	< 0.005	0.02	0.02	< 0.005	< 0.005	0.01	—	57.8	57.8	< 0.005	0.01	0.05	60.6

3.6. Grading (2026) - Mitigated

Criteria Pollutants (lb/day for daily, ton/yr for annual) and GHGs (lb/day for daily, MT/yr for annual)

Location	TOG	ROG	NOx	CO	SO2	PM10E	PM10D	PM10T	PM2.5E	PM2.5D	PM2.5T	BCO2	NBCO2	CO2T	CH4	N2O	R	CO2e
Onsite	—	—	—	—	—	—	—	—	—	—	—	—	—	—	—	—	—	—

Daily, Summer (Max)	—	—	—	—	—	—	—	—	—	—	—	—	—	—	—	—	—	—
Off-Road Equipment	0.29	0.29	2.04	17.8	0.03	0.06	—	0.06	0.06	—	0.06	—	2,960	2,960	0.12	0.02	—	2,970
Dust From Material Movement	—	—	—	—	—	—	2.78	2.78	—	1.34	1.34	—	—	—	—	—	—	—
Onsite truck	0.00	0.00	0.00	0.00	0.00	0.00	0.00	0.00	0.00	0.00	0.00	—	0.00	0.00	0.00	0.00	0.00	0.00
Daily, Winter (Max)	—	—	—	—	—	—	—	—	—	—	—	—	—	—	—	—	—	—
Average Daily	—	—	—	—	—	—	—	—	—	—	—	—	—	—	—	—	—	—
Off-Road Equipment	0.02	0.02	0.17	1.46	< 0.005	< 0.005	—	< 0.005	< 0.005	—	< 0.005	—	243	243	0.01	< 0.005	—	244
Dust From Material Movement	—	—	—	—	—	—	0.23	0.23	—	0.11	0.11	—	—	—	—	—	—	—
Onsite truck	0.00	0.00	0.00	0.00	0.00	0.00	0.00	0.00	0.00	0.00	0.00	—	0.00	0.00	0.00	0.00	0.00	0.00
Annual	—	—	—	—	—	—	—	—	—	—	—	—	—	—	—	—	—	—
Off-Road Equipment	< 0.005	< 0.005	0.03	0.27	< 0.005	< 0.005	—	< 0.005	< 0.005	—	< 0.005	—	40.3	40.3	< 0.005	< 0.005	—	40.4
Dust From Material Movement	—	—	—	—	—	—	0.04	0.04	—	0.02	0.02	—	—	—	—	—	—	—

Onsite truck	0.00	0.00	0.00	0.00	0.00	0.00	0.00	0.00	0.00	0.00	0.00	—	0.00	0.00	0.00	0.00	0.00	0.00
Offsite	—	—	—	—	—	—	—	—	—	—	—	—	—	—	—	—	—	—
Daily, Summer (Max)	—	—	—	—	—	—	—	—	—	—	—	—	—	—	—	—	—	—
Worker	0.07	0.06	0.06	0.88	0.00	0.00	0.20	0.20	0.00	0.05	0.05	—	197	197	< 0.005	0.01	0.74	199
Vendor	0.00	0.00	0.00	0.00	0.00	0.00	0.00	0.00	0.00	0.00	0.00	—	0.00	0.00	0.00	0.00	0.00	0.00
Hauling	0.18	0.07	5.59	1.44	0.03	0.05	1.13	1.18	0.05	0.32	0.37	—	4,247	4,247	0.10	0.68	9.16	4,461
Daily, Winter (Max)	—	—	—	—	—	—	—	—	—	—	—	—	—	—	—	—	—	—
Average Daily	—	—	—	—	—	—	—	—	—	—	—	—	—	—	—	—	—	—
Worker	0.01	< 0.005	0.01	0.07	0.00	0.00	0.02	0.02	0.00	< 0.005	< 0.005	—	15.6	15.6	< 0.005	< 0.005	0.03	15.8
Vendor	0.00	0.00	0.00	0.00	0.00	0.00	0.00	0.00	0.00	0.00	0.00	—	0.00	0.00	0.00	0.00	0.00	0.00
Hauling	0.01	0.01	0.48	0.12	< 0.005	< 0.005	0.09	0.10	< 0.005	0.03	0.03	—	349	349	0.01	0.06	0.33	366
Annual	—	—	—	—	—	—	—	—	—	—	—	—	—	—	—	—	—	—
Worker	< 0.005	< 0.005	< 0.005	0.01	0.00	0.00	< 0.005	< 0.005	0.00	< 0.005	< 0.005	—	2.58	2.58	< 0.005	< 0.005	< 0.005	2.61
Vendor	0.00	0.00	0.00	0.00	0.00	0.00	0.00	0.00	0.00	0.00	0.00	—	0.00	0.00	0.00	0.00	0.00	0.00
Hauling	< 0.005	< 0.005	0.09	0.02	< 0.005	< 0.005	0.02	0.02	< 0.005	< 0.005	0.01	—	57.8	57.8	< 0.005	0.01	0.05	60.6

3.7. Building Construction (2026) - Unmitigated

Criteria Pollutants (lb/day for daily, ton/yr for annual) and GHGs (lb/day for daily, MT/yr for annual)

Location	TOG	ROG	NOx	CO	SO2	PM10E	PM10D	PM10T	PM2.5E	PM2.5D	PM2.5T	BCO2	NBCO2	CO2T	CH4	N2O	R	CO2e
Onsite	—	—	—	—	—	—	—	—	—	—	—	—	—	—	—	—	—	—
Daily, Summer (Max)	—	—	—	—	—	—	—	—	—	—	—	—	—	—	—	—	—	—

Off-Road Equipment	1.28	1.07	9.85	13.0	0.02	0.38	—	0.38	0.35	—	0.35	—	2,397	2,397	0.10	0.02	—	2,405
Onsite truck	0.00	0.00	0.00	0.00	0.00	0.00	0.00	0.00	0.00	0.00	0.00	—	0.00	0.00	0.00	0.00	0.00	0.00
Daily, Winter (Max)	—	—	—	—	—	—	—	—	—	—	—	—	—	—	—	—	—	—
Off-Road Equipment	1.28	1.07	9.85	13.0	0.02	0.38	—	0.38	0.35	—	0.35	—	2,397	2,397	0.10	0.02	—	2,405
Onsite truck	0.00	0.00	0.00	0.00	0.00	0.00	0.00	0.00	0.00	0.00	0.00	—	0.00	0.00	0.00	0.00	0.00	0.00
Average Daily	—	—	—	—	—	—	—	—	—	—	—	—	—	—	—	—	—	—
Off-Road Equipment	0.30	0.25	2.29	3.02	0.01	0.09	—	0.09	0.08	—	0.08	—	558	558	0.02	< 0.005	—	560
Onsite truck	0.00	0.00	0.00	0.00	0.00	0.00	0.00	0.00	0.00	0.00	0.00	—	0.00	0.00	0.00	0.00	0.00	0.00
Annual	—	—	—	—	—	—	—	—	—	—	—	—	—	—	—	—	—	—
Off-Road Equipment	0.05	0.05	0.42	0.55	< 0.005	0.02	—	0.02	0.01	—	0.01	—	92.4	92.4	< 0.005	< 0.005	—	92.7
Onsite truck	0.00	0.00	0.00	0.00	0.00	0.00	0.00	0.00	0.00	0.00	0.00	—	0.00	0.00	0.00	0.00	0.00	0.00
Offsite	—	—	—	—	—	—	—	—	—	—	—	—	—	—	—	—	—	—
Daily, Summer (Max)	—	—	—	—	—	—	—	—	—	—	—	—	—	—	—	—	—	—
Worker	0.31	0.28	0.27	4.02	0.00	0.00	0.90	0.90	0.00	0.21	0.21	—	898	898	0.01	0.03	3.37	911
Vendor	0.01	0.01	0.39	0.12	< 0.005	< 0.005	0.09	0.10	< 0.005	0.03	0.03	—	325	325	< 0.005	0.05	0.85	340

Hauling	0.00	0.00	0.00	0.00	0.00	0.00	0.00	0.00	0.00	0.00	0.00	—	0.00	0.00	0.00	0.00	0.00	0.00
Daily, Winter (Max)	—	—	—	—	—	—	—	—	—	—	—	—	—	—	—	—	—	—
Worker	0.31	0.28	0.34	3.64	0.00	0.00	0.90	0.90	0.00	0.21	0.21	—	858	858	0.02	0.03	0.09	869
Vendor	0.01	0.01	0.41	0.13	< 0.005	< 0.005	0.09	0.10	< 0.005	0.03	0.03	—	325	325	< 0.005	0.05	0.02	339
Hauling	0.00	0.00	0.00	0.00	0.00	0.00	0.00	0.00	0.00	0.00	0.00	—	0.00	0.00	0.00	0.00	0.00	0.00
Average Daily	—	—	—	—	—	—	—	—	—	—	—	—	—	—	—	—	—	—
Worker	0.07	0.06	0.08	0.85	0.00	0.00	0.21	0.21	0.00	0.05	0.05	—	201	201	< 0.005	0.01	0.34	204
Vendor	< 0.005	< 0.005	0.09	0.03	< 0.005	< 0.005	0.02	0.02	< 0.005	0.01	0.01	—	75.7	75.7	< 0.005	0.01	0.09	79.1
Hauling	0.00	0.00	0.00	0.00	0.00	0.00	0.00	0.00	0.00	0.00	0.00	—	0.00	0.00	0.00	0.00	0.00	0.00
Annual	—	—	—	—	—	—	—	—	—	—	—	—	—	—	—	—	—	—
Worker	0.01	0.01	0.01	0.15	0.00	0.00	0.04	0.04	0.00	0.01	0.01	—	33.3	33.3	< 0.005	< 0.005	0.06	33.8
Vendor	< 0.005	< 0.005	0.02	0.01	< 0.005	< 0.005	< 0.005	< 0.005	< 0.005	< 0.005	< 0.005	—	12.5	12.5	< 0.005	< 0.005	0.01	13.1
Hauling	0.00	0.00	0.00	0.00	0.00	0.00	0.00	0.00	0.00	0.00	0.00	—	0.00	0.00	0.00	0.00	0.00	0.00

3.8. Building Construction (2026) - Mitigated

Criteria Pollutants (lb/day for daily, ton/yr for annual) and GHGs (lb/day for daily, MT/yr for annual)

Location	TOG	ROG	NOx	CO	SO2	PM10E	PM10D	PM10T	PM2.5E	PM2.5D	PM2.5T	BCO2	NBCO2	CO2T	CH4	N2O	R	CO2e
Onsite	—	—	—	—	—	—	—	—	—	—	—	—	—	—	—	—	—	—
Daily, Summer (Max)	—	—	—	—	—	—	—	—	—	—	—	—	—	—	—	—	—	—
Off-Road Equipment	0.35	0.33	2.82	14.8	0.02	0.07	—	0.07	0.07	—	0.07	—	2,397	2,397	0.10	0.02	—	2,405
Onsite truck	0.00	0.00	0.00	0.00	0.00	0.00	0.00	0.00	0.00	0.00	0.00	—	0.00	0.00	0.00	0.00	0.00	0.00

Daily, Winter (Max)	—	—	—	—	—	—	—	—	—	—	—	—	—	—	—	—	—	—
Off-Road Equipment	0.35	0.33	2.82	14.8	0.02	0.07	—	0.07	0.07	—	0.07	—	2,397	2,397	0.10	0.02	—	2,405
Onsite truck	0.00	0.00	0.00	0.00	0.00	0.00	0.00	0.00	0.00	0.00	0.00	—	0.00	0.00	0.00	0.00	0.00	0.00
Average Daily	—	—	—	—	—	—	—	—	—	—	—	—	—	—	—	—	—	—
Off-Road Equipment	0.08	0.08	0.66	3.45	0.01	0.02	—	0.02	0.02	—	0.02	—	558	558	0.02	< 0.005	—	560
Onsite truck	0.00	0.00	0.00	0.00	0.00	0.00	0.00	0.00	0.00	0.00	0.00	—	0.00	0.00	0.00	0.00	0.00	0.00
Annual	—	—	—	—	—	—	—	—	—	—	—	—	—	—	—	—	—	—
Off-Road Equipment	0.01	0.01	0.12	0.63	< 0.005	< 0.005	—	< 0.005	< 0.005	—	< 0.005	—	92.4	92.4	< 0.005	< 0.005	—	92.7
Onsite truck	0.00	0.00	0.00	0.00	0.00	0.00	0.00	0.00	0.00	0.00	0.00	—	0.00	0.00	0.00	0.00	0.00	0.00
Offsite	—	—	—	—	—	—	—	—	—	—	—	—	—	—	—	—	—	—
Daily, Summer (Max)	—	—	—	—	—	—	—	—	—	—	—	—	—	—	—	—	—	—
Worker	0.31	0.28	0.27	4.02	0.00	0.00	0.90	0.90	0.00	0.21	0.21	—	898	898	0.01	0.03	3.37	911
Vendor	0.01	0.01	0.39	0.12	< 0.005	< 0.005	0.09	0.10	< 0.005	0.03	0.03	—	325	325	< 0.005	0.05	0.85	340
Hauling	0.00	0.00	0.00	0.00	0.00	0.00	0.00	0.00	0.00	0.00	0.00	—	0.00	0.00	0.00	0.00	0.00	0.00
Daily, Winter (Max)	—	—	—	—	—	—	—	—	—	—	—	—	—	—	—	—	—	—
Worker	0.31	0.28	0.34	3.64	0.00	0.00	0.90	0.90	0.00	0.21	0.21	—	858	858	0.02	0.03	0.09	869

Vendor	0.01	0.01	0.41	0.13	< 0.005	< 0.005	0.09	0.10	< 0.005	0.03	0.03	—	325	325	< 0.005	0.05	0.02	339
Hauling	0.00	0.00	0.00	0.00	0.00	0.00	0.00	0.00	0.00	0.00	0.00	—	0.00	0.00	0.00	0.00	0.00	0.00
Average Daily	—	—	—	—	—	—	—	—	—	—	—	—	—	—	—	—	—	—
Worker	0.07	0.06	0.08	0.85	0.00	0.00	0.21	0.21	0.00	0.05	0.05	—	201	201	< 0.005	0.01	0.34	204
Vendor	< 0.005	< 0.005	0.09	0.03	< 0.005	< 0.005	0.02	0.02	< 0.005	0.01	0.01	—	75.7	75.7	< 0.005	0.01	0.09	79.1
Hauling	0.00	0.00	0.00	0.00	0.00	0.00	0.00	0.00	0.00	0.00	0.00	—	0.00	0.00	0.00	0.00	0.00	0.00
Annual	—	—	—	—	—	—	—	—	—	—	—	—	—	—	—	—	—	—
Worker	0.01	0.01	0.01	0.15	0.00	0.00	0.04	0.04	0.00	0.01	0.01	—	33.3	33.3	< 0.005	< 0.005	0.06	33.8
Vendor	< 0.005	< 0.005	0.02	0.01	< 0.005	< 0.005	< 0.005	< 0.005	< 0.005	< 0.005	< 0.005	—	12.5	12.5	< 0.005	< 0.005	0.01	13.1
Hauling	0.00	0.00	0.00	0.00	0.00	0.00	0.00	0.00	0.00	0.00	0.00	—	0.00	0.00	0.00	0.00	0.00	0.00

3.9. Building Construction (2027) - Unmitigated

Criteria Pollutants (lb/day for daily, ton/yr for annual) and GHGs (lb/day for daily, MT/yr for annual)

Location	TOG	ROG	NOx	CO	SO2	PM10E	PM10D	PM10T	PM2.5E	PM2.5D	PM2.5T	BCO2	NBCO2	CO2T	CH4	N2O	R	CO2e
Onsite	—	—	—	—	—	—	—	—	—	—	—	—	—	—	—	—	—	—
Daily, Summer (Max)	—	—	—	—	—	—	—	—	—	—	—	—	—	—	—	—	—	—
Off-Road Equipment	1.23	1.03	9.39	12.9	0.02	0.34	—	0.34	0.31	—	0.31	—	2,397	2,397	0.10	0.02	—	2,405
Onsite truck	0.00	0.00	0.00	0.00	0.00	0.00	0.00	0.00	0.00	0.00	0.00	—	0.00	0.00	0.00	0.00	0.00	0.00
Daily, Winter (Max)	—	—	—	—	—	—	—	—	—	—	—	—	—	—	—	—	—	—
Off-Road Equipment	1.23	1.03	9.39	12.9	0.02	0.34	—	0.34	0.31	—	0.31	—	2,397	2,397	0.10	0.02	—	2,405

Onsite truck	0.00	0.00	0.00	0.00	0.00	0.00	0.00	0.00	0.00	0.00	0.00	—	0.00	0.00	0.00	0.00	0.00	0.00
Average Daily	—	—	—	—	—	—	—	—	—	—	—	—	—	—	—	—	—	—
Off-Road Equipment	0.74	0.62	5.68	7.82	0.01	0.20	—	0.20	0.19	—	0.19	—	1,450	1,450	0.06	0.01	—	1,454
Onsite truck	0.00	0.00	0.00	0.00	0.00	0.00	0.00	0.00	0.00	0.00	0.00	—	0.00	0.00	0.00	0.00	0.00	0.00
Annual	—	—	—	—	—	—	—	—	—	—	—	—	—	—	—	—	—	—
Off-Road Equipment	0.14	0.11	1.04	1.43	< 0.005	0.04	—	0.04	0.03	—	0.03	—	240	240	0.01	< 0.005	—	241
Onsite truck	0.00	0.00	0.00	0.00	0.00	0.00	0.00	0.00	0.00	0.00	0.00	—	0.00	0.00	0.00	0.00	0.00	0.00
Offsite	—	—	—	—	—	—	—	—	—	—	—	—	—	—	—	—	—	—
Daily, Summer (Max)	—	—	—	—	—	—	—	—	—	—	—	—	—	—	—	—	—	—
Worker	0.30	0.27	0.27	3.76	0.00	0.00	0.90	0.90	0.00	0.21	0.21	—	882	882	0.01	0.03	3.06	895
Vendor	0.01	0.01	0.37	0.12	< 0.005	< 0.005	0.09	0.10	< 0.005	0.03	0.03	—	319	319	< 0.005	0.05	0.74	334
Hauling	0.00	0.00	0.00	0.00	0.00	0.00	0.00	0.00	0.00	0.00	0.00	—	0.00	0.00	0.00	0.00	0.00	0.00
Daily, Winter (Max)	—	—	—	—	—	—	—	—	—	—	—	—	—	—	—	—	—	—
Worker	0.30	0.27	0.30	3.40	0.00	0.00	0.90	0.90	0.00	0.21	0.21	—	843	843	0.01	0.03	0.08	854
Vendor	0.01	0.01	0.39	0.12	< 0.005	< 0.005	0.09	0.10	< 0.005	0.03	0.03	—	319	319	< 0.005	0.05	0.02	333
Hauling	0.00	0.00	0.00	0.00	0.00	0.00	0.00	0.00	0.00	0.00	0.00	—	0.00	0.00	0.00	0.00	0.00	0.00
Average Daily	—	—	—	—	—	—	—	—	—	—	—	—	—	—	—	—	—	—
Worker	0.18	0.16	0.18	2.06	0.00	0.00	0.54	0.54	0.00	0.13	0.13	—	514	514	0.01	0.02	0.80	521
Vendor	0.01	< 0.005	0.23	0.07	< 0.005	< 0.005	0.06	0.06	< 0.005	0.02	0.02	—	193	193	< 0.005	0.03	0.19	202

Hauling	0.00	0.00	0.00	0.00	0.00	0.00	0.00	0.00	0.00	0.00	0.00	—	0.00	0.00	0.00	0.00	0.00	0.00
Annual	—	—	—	—	—	—	—	—	—	—	—	—	—	—	—	—	—	—
Worker	0.03	0.03	0.03	0.38	0.00	0.00	0.10	0.10	0.00	0.02	0.02	—	85.1	85.1	< 0.005	< 0.005	0.13	86.2
Vendor	< 0.005	< 0.005	0.04	0.01	< 0.005	< 0.005	0.01	0.01	< 0.005	< 0.005	< 0.005	—	31.9	31.9	< 0.005	< 0.005	0.03	33.4
Hauling	0.00	0.00	0.00	0.00	0.00	0.00	0.00	0.00	0.00	0.00	0.00	—	0.00	0.00	0.00	0.00	0.00	0.00

3.10. Building Construction (2027) - Mitigated

Criteria Pollutants (lb/day for daily, ton/yr for annual) and GHGs (lb/day for daily, MT/yr for annual)

Location	TOG	ROG	NOx	CO	SO2	PM10E	PM10D	PM10T	PM2.5E	PM2.5D	PM2.5T	BCO2	NBCO2	CO2T	CH4	N2O	R	CO2e
Onsite	—	—	—	—	—	—	—	—	—	—	—	—	—	—	—	—	—	—
Daily, Summer (Max)	—	—	—	—	—	—	—	—	—	—	—	—	—	—	—	—	—	—
Off-Road Equipment	0.35	0.33	2.82	14.8	0.02	0.07	—	0.07	0.07	—	0.07	—	2,397	2,397	0.10	0.02	—	2,405
Onsite truck	0.00	0.00	0.00	0.00	0.00	0.00	0.00	0.00	0.00	0.00	0.00	—	0.00	0.00	0.00	0.00	0.00	0.00
Daily, Winter (Max)	—	—	—	—	—	—	—	—	—	—	—	—	—	—	—	—	—	—
Off-Road Equipment	0.35	0.33	2.82	14.8	0.02	0.07	—	0.07	0.07	—	0.07	—	2,397	2,397	0.10	0.02	—	2,405
Onsite truck	0.00	0.00	0.00	0.00	0.00	0.00	0.00	0.00	0.00	0.00	0.00	—	0.00	0.00	0.00	0.00	0.00	0.00
Average Daily	—	—	—	—	—	—	—	—	—	—	—	—	—	—	—	—	—	—
Off-Road Equipment	0.21	0.20	1.70	8.96	0.01	0.05	—	0.05	0.04	—	0.04	—	1,450	1,450	0.06	0.01	—	1,454

Onsite truck	0.00	0.00	0.00	0.00	0.00	0.00	0.00	0.00	0.00	0.00	0.00	—	0.00	0.00	0.00	0.00	0.00	0.00
Annual	—	—	—	—	—	—	—	—	—	—	—	—	—	—	—	—	—	—
Off-Road Equipment	0.04	0.04	0.31	1.64	< 0.005	0.01	—	0.01	0.01	—	0.01	—	240	240	0.01	< 0.005	—	241
Onsite truck	0.00	0.00	0.00	0.00	0.00	0.00	0.00	0.00	0.00	0.00	0.00	—	0.00	0.00	0.00	0.00	0.00	0.00
Offsite	—	—	—	—	—	—	—	—	—	—	—	—	—	—	—	—	—	—
Daily, Summer (Max)	—	—	—	—	—	—	—	—	—	—	—	—	—	—	—	—	—	—
Worker	0.30	0.27	0.27	3.76	0.00	0.00	0.90	0.90	0.00	0.21	0.21	—	882	882	0.01	0.03	3.06	895
Vendor	0.01	0.01	0.37	0.12	< 0.005	< 0.005	0.09	0.10	< 0.005	0.03	0.03	—	319	319	< 0.005	0.05	0.74	334
Hauling	0.00	0.00	0.00	0.00	0.00	0.00	0.00	0.00	0.00	0.00	0.00	—	0.00	0.00	0.00	0.00	0.00	0.00
Daily, Winter (Max)	—	—	—	—	—	—	—	—	—	—	—	—	—	—	—	—	—	—
Worker	0.30	0.27	0.30	3.40	0.00	0.00	0.90	0.90	0.00	0.21	0.21	—	843	843	0.01	0.03	0.08	854
Vendor	0.01	0.01	0.39	0.12	< 0.005	< 0.005	0.09	0.10	< 0.005	0.03	0.03	—	319	319	< 0.005	0.05	0.02	333
Hauling	0.00	0.00	0.00	0.00	0.00	0.00	0.00	0.00	0.00	0.00	0.00	—	0.00	0.00	0.00	0.00	0.00	0.00
Average Daily	—	—	—	—	—	—	—	—	—	—	—	—	—	—	—	—	—	—
Worker	0.18	0.16	0.18	2.06	0.00	0.00	0.54	0.54	0.00	0.13	0.13	—	514	514	0.01	0.02	0.80	521
Vendor	0.01	< 0.005	0.23	0.07	< 0.005	< 0.005	0.06	0.06	< 0.005	0.02	0.02	—	193	193	< 0.005	0.03	0.19	202
Hauling	0.00	0.00	0.00	0.00	0.00	0.00	0.00	0.00	0.00	0.00	0.00	—	0.00	0.00	0.00	0.00	0.00	0.00
Annual	—	—	—	—	—	—	—	—	—	—	—	—	—	—	—	—	—	—
Worker	0.03	0.03	0.03	0.38	0.00	0.00	0.10	0.10	0.00	0.02	0.02	—	85.1	85.1	< 0.005	< 0.005	0.13	86.2
Vendor	< 0.005	< 0.005	0.04	0.01	< 0.005	< 0.005	0.01	0.01	< 0.005	< 0.005	< 0.005	—	31.9	31.9	< 0.005	< 0.005	0.03	33.4
Hauling	0.00	0.00	0.00	0.00	0.00	0.00	0.00	0.00	0.00	0.00	0.00	—	0.00	0.00	0.00	0.00	0.00	0.00

3.11. Paving (2027) - Unmitigated

Criteria Pollutants (lb/day for daily, ton/yr for annual) and GHGs (lb/day for daily, MT/yr for annual)

Location	TOG	ROG	NOx	CO	SO2	PM10E	PM10D	PM10T	PM2.5E	PM2.5D	PM2.5T	BCO2	NBCO2	CO2T	CH4	N2O	R	CO2e
Onsite	—	—	—	—	—	—	—	—	—	—	—	—	—	—	—	—	—	—
Daily, Summer (Max)	—	—	—	—	—	—	—	—	—	—	—	—	—	—	—	—	—	—
Off-Road Equipment	0.88	0.74	6.94	9.95	0.01	0.30	—	0.30	0.27	—	0.27	—	1,511	1,511	0.06	0.01	—	1,516
Paving	0.17	0.17	—	—	—	—	—	—	—	—	—	—	—	—	—	—	—	—
Onsite truck	0.00	0.00	0.00	0.00	0.00	0.00	0.00	0.00	0.00	0.00	0.00	—	0.00	0.00	0.00	0.00	0.00	0.00
Daily, Winter (Max)	—	—	—	—	—	—	—	—	—	—	—	—	—	—	—	—	—	—
Off-Road Equipment	0.88	0.74	6.94	9.95	0.01	0.30	—	0.30	0.27	—	0.27	—	1,511	1,511	0.06	0.01	—	1,516
Paving	0.17	0.17	—	—	—	—	—	—	—	—	—	—	—	—	—	—	—	—
Onsite truck	0.00	0.00	0.00	0.00	0.00	0.00	0.00	0.00	0.00	0.00	0.00	—	0.00	0.00	0.00	0.00	0.00	0.00
Average Daily	—	—	—	—	—	—	—	—	—	—	—	—	—	—	—	—	—	—
Off-Road Equipment	0.07	0.06	0.57	0.82	< 0.005	0.02	—	0.02	0.02	—	0.02	—	124	124	0.01	< 0.005	—	125
Paving	0.01	0.01	—	—	—	—	—	—	—	—	—	—	—	—	—	—	—	—
Onsite truck	0.00	0.00	0.00	0.00	0.00	0.00	0.00	0.00	0.00	0.00	0.00	—	0.00	0.00	0.00	0.00	0.00	0.00
Annual	—	—	—	—	—	—	—	—	—	—	—	—	—	—	—	—	—	—

Off-Roa Equipment	0.01	0.01	0.10	0.15	< 0.005	< 0.005	—	< 0.005	< 0.005	—	< 0.005	—	20.6	20.6	< 0.005	< 0.005	—	20.6
Paving	< 0.005	< 0.005	—	—	—	—	—	—	—	—	—	—	—	—	—	—	—	—
Onsite truck	0.00	0.00	0.00	0.00	0.00	0.00	0.00	0.00	0.00	0.00	0.00	—	0.00	0.00	0.00	0.00	0.00	0.00
Offsite	—	—	—	—	—	—	—	—	—	—	—	—	—	—	—	—	—	—
Daily, Summer (Max)	—	—	—	—	—	—	—	—	—	—	—	—	—	—	—	—	—	—
Worker	0.07	0.06	0.06	0.82	0.00	0.00	0.20	0.20	0.00	0.05	0.05	—	193	193	< 0.005	0.01	0.67	196
Vendor	0.00	0.00	0.00	0.00	0.00	0.00	0.00	0.00	0.00	0.00	0.00	—	0.00	0.00	0.00	0.00	0.00	0.00
Hauling	0.00	0.00	0.00	0.00	0.00	0.00	0.00	0.00	0.00	0.00	0.00	—	0.00	0.00	0.00	0.00	0.00	0.00
Daily, Winter (Max)	—	—	—	—	—	—	—	—	—	—	—	—	—	—	—	—	—	—
Worker	0.07	0.06	0.07	0.74	0.00	0.00	0.20	0.20	0.00	0.05	0.05	—	185	185	< 0.005	0.01	0.02	187
Vendor	0.00	0.00	0.00	0.00	0.00	0.00	0.00	0.00	0.00	0.00	0.00	—	0.00	0.00	0.00	0.00	0.00	0.00
Hauling	0.00	0.00	0.00	0.00	0.00	0.00	0.00	0.00	0.00	0.00	0.00	—	0.00	0.00	0.00	0.00	0.00	0.00
Average Daily	—	—	—	—	—	—	—	—	—	—	—	—	—	—	—	—	—	—
Worker	0.01	< 0.005	0.01	0.06	0.00	0.00	0.02	0.02	0.00	< 0.005	< 0.005	—	15.3	15.3	< 0.005	< 0.005	0.02	15.5
Vendor	0.00	0.00	0.00	0.00	0.00	0.00	0.00	0.00	0.00	0.00	0.00	—	0.00	0.00	0.00	0.00	0.00	0.00
Hauling	0.00	0.00	0.00	0.00	0.00	0.00	0.00	0.00	0.00	0.00	0.00	—	0.00	0.00	0.00	0.00	0.00	0.00
Annual	—	—	—	—	—	—	—	—	—	—	—	—	—	—	—	—	—	—
Worker	< 0.005	< 0.005	< 0.005	0.01	0.00	0.00	< 0.005	< 0.005	0.00	< 0.005	< 0.005	—	2.53	2.53	< 0.005	< 0.005	< 0.005	2.57
Vendor	0.00	0.00	0.00	0.00	0.00	0.00	0.00	0.00	0.00	0.00	0.00	—	0.00	0.00	0.00	0.00	0.00	0.00
Hauling	0.00	0.00	0.00	0.00	0.00	0.00	0.00	0.00	0.00	0.00	0.00	—	0.00	0.00	0.00	0.00	0.00	0.00

3.12. Paving (2027) - Mitigated

Criteria Pollutants (lb/day for daily, ton/yr for annual) and GHGs (lb/day for daily, MT/yr for annual)

Location	TOG	ROG	NOx	CO	SO2	PM10E	PM10D	PM10T	PM2.5E	PM2.5D	PM2.5T	BCO2	NBCO2	CO2T	CH4	N2O	R	CO2e

Onsite	—	—	—	—	—	—	—	—	—	—	—	—	—	—	—	—	—	—
Daily, Summer (Max)	—	—	—	—	—	—	—	—	—	—	—	—	—	—	—	—	—	—
Off-Road Equipment	0.16	0.16	1.93	10.6	0.01	0.03	—	0.03	0.03	—	0.03	—	1,511	1,511	0.06	0.01	—	1,516
Paving	0.17	0.17	—	—	—	—	—	—	—	—	—	—	—	—	—	—	—	—
Onsite truck	0.00	0.00	0.00	0.00	0.00	0.00	0.00	0.00	0.00	0.00	0.00	—	0.00	0.00	0.00	0.00	0.00	0.00
Daily, Winter (Max)	—	—	—	—	—	—	—	—	—	—	—	—	—	—	—	—	—	—
Off-Road Equipment	0.16	0.16	1.93	10.6	0.01	0.03	—	0.03	0.03	—	0.03	—	1,511	1,511	0.06	0.01	—	1,516
Paving	0.17	0.17	—	—	—	—	—	—	—	—	—	—	—	—	—	—	—	—
Onsite truck	0.00	0.00	0.00	0.00	0.00	0.00	0.00	0.00	0.00	0.00	0.00	—	0.00	0.00	0.00	0.00	0.00	0.00
Average Daily	—	—	—	—	—	—	—	—	—	—	—	—	—	—	—	—	—	—
Off-Road Equipment	0.01	0.01	0.16	0.87	< 0.005	< 0.005	—	< 0.005	< 0.005	—	< 0.005	—	124	124	0.01	< 0.005	—	125
Paving	0.01	0.01	—	—	—	—	—	—	—	—	—	—	—	—	—	—	—	—
Onsite truck	0.00	0.00	0.00	0.00	0.00	0.00	0.00	0.00	0.00	0.00	0.00	—	0.00	0.00	0.00	0.00	0.00	0.00
Annual	—	—	—	—	—	—	—	—	—	—	—	—	—	—	—	—	—	—
Off-Road Equipment	< 0.005	< 0.005	0.03	0.16	< 0.005	< 0.005	—	< 0.005	< 0.005	—	< 0.005	—	20.6	20.6	< 0.005	< 0.005	—	20.6
Paving	< 0.005	< 0.005	—	—	—	—	—	—	—	—	—	—	—	—	—	—	—	—

Onsite truck	0.00	0.00	0.00	0.00	0.00	0.00	0.00	0.00	0.00	0.00	0.00	—	0.00	0.00	0.00	0.00	0.00	0.00
Offsite	—	—	—	—	—	—	—	—	—	—	—	—	—	—	—	—	—	—
Daily, Summer (Max)	—	—	—	—	—	—	—	—	—	—	—	—	—	—	—	—	—	—
Worker	0.07	0.06	0.06	0.82	0.00	0.00	0.20	0.20	0.00	0.05	0.05	—	193	193	< 0.005	0.01	0.67	196
Vendor	0.00	0.00	0.00	0.00	0.00	0.00	0.00	0.00	0.00	0.00	0.00	—	0.00	0.00	0.00	0.00	0.00	0.00
Hauling	0.00	0.00	0.00	0.00	0.00	0.00	0.00	0.00	0.00	0.00	0.00	—	0.00	0.00	0.00	0.00	0.00	0.00
Daily, Winter (Max)	—	—	—	—	—	—	—	—	—	—	—	—	—	—	—	—	—	—
Worker	0.07	0.06	0.07	0.74	0.00	0.00	0.20	0.20	0.00	0.05	0.05	—	185	185	< 0.005	0.01	0.02	187
Vendor	0.00	0.00	0.00	0.00	0.00	0.00	0.00	0.00	0.00	0.00	0.00	—	0.00	0.00	0.00	0.00	0.00	0.00
Hauling	0.00	0.00	0.00	0.00	0.00	0.00	0.00	0.00	0.00	0.00	0.00	—	0.00	0.00	0.00	0.00	0.00	0.00
Average Daily	—	—	—	—	—	—	—	—	—	—	—	—	—	—	—	—	—	—
Worker	0.01	< 0.005	0.01	0.06	0.00	0.00	0.02	0.02	0.00	< 0.005	< 0.005	—	15.3	15.3	< 0.005	< 0.005	0.02	15.5
Vendor	0.00	0.00	0.00	0.00	0.00	0.00	0.00	0.00	0.00	0.00	0.00	—	0.00	0.00	0.00	0.00	0.00	0.00
Hauling	0.00	0.00	0.00	0.00	0.00	0.00	0.00	0.00	0.00	0.00	0.00	—	0.00	0.00	0.00	0.00	0.00	0.00
Annual	—	—	—	—	—	—	—	—	—	—	—	—	—	—	—	—	—	—
Worker	< 0.005	< 0.005	< 0.005	0.01	0.00	0.00	< 0.005	< 0.005	0.00	< 0.005	< 0.005	—	2.53	2.53	< 0.005	< 0.005	< 0.005	2.57
Vendor	0.00	0.00	0.00	0.00	0.00	0.00	0.00	0.00	0.00	0.00	0.00	—	0.00	0.00	0.00	0.00	0.00	0.00
Hauling	0.00	0.00	0.00	0.00	0.00	0.00	0.00	0.00	0.00	0.00	0.00	—	0.00	0.00	0.00	0.00	0.00	0.00

3.13. Architectural Coating (2027) - Unmitigated

Criteria Pollutants (lb/day for daily, ton/yr for annual) and GHGs (lb/day for daily, MT/yr for annual)

Location	TOG	ROG	NOx	CO	SO2	PM10E	PM10D	PM10T	PM2.5E	PM2.5D	PM2.5T	BCO2	NBCO2	CO2T	CH4	N2O	R	CO2e
Onsite	—	—	—	—	—	—	—	—	—	—	—	—	—	—	—	—	—	—

Daily, Summer (Max)	—	—	—	—	—	—	—	—	—	—	—	—	—	—	—	—	—	—
Off-Road Equipment	0.14	0.11	0.83	1.13	< 0.005	0.02	—	0.02	0.02	—	0.02	—	134	134	0.01	< 0.005	—	134
Architectural Coatings	21.9	21.9	—	—	—	—	—	—	—	—	—	—	—	—	—	—	—	—
Onsite truck	0.00	0.00	0.00	0.00	0.00	0.00	0.00	0.00	0.00	0.00	0.00	—	0.00	0.00	0.00	0.00	0.00	0.00
Daily, Winter (Max)	—	—	—	—	—	—	—	—	—	—	—	—	—	—	—	—	—	—
Off-Road Equipment	0.14	0.11	0.83	1.13	< 0.005	0.02	—	0.02	0.02	—	0.02	—	134	134	0.01	< 0.005	—	134
Architectural Coatings	21.9	21.9	—	—	—	—	—	—	—	—	—	—	—	—	—	—	—	—
Onsite truck	0.00	0.00	0.00	0.00	0.00	0.00	0.00	0.00	0.00	0.00	0.00	—	0.00	0.00	0.00	0.00	0.00	0.00
Average Daily	—	—	—	—	—	—	—	—	—	—	—	—	—	—	—	—	—	—
Off-Road Equipment	0.01	0.01	0.07	0.09	< 0.005	< 0.005	—	< 0.005	< 0.005	—	< 0.005	—	11.0	11.0	< 0.005	< 0.005	—	11.0
Architectural Coatings	1.80	1.80	—	—	—	—	—	—	—	—	—	—	—	—	—	—	—	—
Onsite truck	0.00	0.00	0.00	0.00	0.00	0.00	0.00	0.00	0.00	0.00	0.00	—	0.00	0.00	0.00	0.00	0.00	0.00

Annual	—	—	—	—	—	—	—	—	—	—	—	—	—	—	—	—	—	—
Off-Road Equipment	< 0.005	< 0.005	0.01	0.02	< 0.005	< 0.005	—	< 0.005	< 0.005	—	< 0.005	—	1.82	1.82	< 0.005	< 0.005	—	1.82
Architectural Coatings	0.33	0.33	—	—	—	—	—	—	—	—	—	—	—	—	—	—	—	—
Onsite truck	0.00	0.00	0.00	0.00	0.00	0.00	0.00	0.00	0.00	0.00	0.00	—	0.00	0.00	0.00	0.00	0.00	0.00
Offsite	—	—	—	—	—	—	—	—	—	—	—	—	—	—	—	—	—	—
Daily, Summer (Max)	—	—	—	—	—	—	—	—	—	—	—	—	—	—	—	—	—	—
Worker	0.06	0.05	0.05	0.75	0.00	0.00	0.18	0.18	0.00	0.04	0.04	—	176	176	< 0.005	0.01	0.61	179
Vendor	0.00	0.00	0.00	0.00	0.00	0.00	0.00	0.00	0.00	0.00	0.00	—	0.00	0.00	0.00	0.00	0.00	0.00
Hauling	0.00	0.00	0.00	0.00	0.00	0.00	0.00	0.00	0.00	0.00	0.00	—	0.00	0.00	0.00	0.00	0.00	0.00
Daily, Winter (Max)	—	—	—	—	—	—	—	—	—	—	—	—	—	—	—	—	—	—
Worker	0.06	0.05	0.06	0.68	0.00	0.00	0.18	0.18	0.00	0.04	0.04	—	169	169	< 0.005	0.01	0.02	171
Vendor	0.00	0.00	0.00	0.00	0.00	0.00	0.00	0.00	0.00	0.00	0.00	—	0.00	0.00	0.00	0.00	0.00	0.00
Hauling	0.00	0.00	0.00	0.00	0.00	0.00	0.00	0.00	0.00	0.00	0.00	—	0.00	0.00	0.00	0.00	0.00	0.00
Average Daily	—	—	—	—	—	—	—	—	—	—	—	—	—	—	—	—	—	—
Worker	< 0.005	< 0.005	< 0.005	0.06	0.00	0.00	0.01	0.01	0.00	< 0.005	< 0.005	—	14.0	14.0	< 0.005	< 0.005	0.02	14.2
Vendor	0.00	0.00	0.00	0.00	0.00	0.00	0.00	0.00	0.00	0.00	0.00	—	0.00	0.00	0.00	0.00	0.00	0.00
Hauling	0.00	0.00	0.00	0.00	0.00	0.00	0.00	0.00	0.00	0.00	0.00	—	0.00	0.00	0.00	0.00	0.00	0.00
Annual	—	—	—	—	—	—	—	—	—	—	—	—	—	—	—	—	—	—
Worker	< 0.005	< 0.005	< 0.005	0.01	0.00	0.00	< 0.005	< 0.005	0.00	< 0.005	< 0.005	—	2.31	2.31	< 0.005	< 0.005	< 0.005	2.34
Vendor	0.00	0.00	0.00	0.00	0.00	0.00	0.00	0.00	0.00	0.00	0.00	—	0.00	0.00	0.00	0.00	0.00	0.00
Hauling	0.00	0.00	0.00	0.00	0.00	0.00	0.00	0.00	0.00	0.00	0.00	—	0.00	0.00	0.00	0.00	0.00	0.00

3.14. Architectural Coating (2027) - Mitigated

Criteria Pollutants (lb/day for daily, ton/yr for annual) and GHGs (lb/day for daily, MT/yr for annual)

Location	TOG	ROG	NOx	CO	SO2	PM10E	PM10D	PM10T	PM2.5E	PM2.5D	PM2.5T	BCO2	NBCO2	CO2T	CH4	N2O	R	CO2e
Onsite	—	—	—	—	—	—	—	—	—	—	—	—	—	—	—	—	—	—
Daily, Summer (Max)	—	—	—	—	—	—	—	—	—	—	—	—	—	—	—	—	—	—
Off-Road Equipment	0.02	0.02	0.65	0.96	< 0.005	< 0.005	—	< 0.005	< 0.005	—	< 0.005	—	134	134	0.01	< 0.005	—	134
Architectural Coatings	21.9	21.9	—	—	—	—	—	—	—	—	—	—	—	—	—	—	—	—
Onsite truck	0.00	0.00	0.00	0.00	0.00	0.00	0.00	0.00	0.00	0.00	0.00	—	0.00	0.00	0.00	0.00	0.00	0.00
Daily, Winter (Max)	—	—	—	—	—	—	—	—	—	—	—	—	—	—	—	—	—	—
Off-Road Equipment	0.02	0.02	0.65	0.96	< 0.005	< 0.005	—	< 0.005	< 0.005	—	< 0.005	—	134	134	0.01	< 0.005	—	134
Architectural Coatings	21.9	21.9	—	—	—	—	—	—	—	—	—	—	—	—	—	—	—	—
Onsite truck	0.00	0.00	0.00	0.00	0.00	0.00	0.00	0.00	0.00	0.00	0.00	—	0.00	0.00	0.00	0.00	0.00	0.00
Average Daily	—	—	—	—	—	—	—	—	—	—	—	—	—	—	—	—	—	—
Off-Road Equipment	< 0.005	< 0.005	0.05	0.08	< 0.005	< 0.005	—	< 0.005	< 0.005	—	< 0.005	—	11.0	11.0	< 0.005	< 0.005	—	11.0

Architect Coatings	1.80	1.80	—	—	—	—	—	—	—	—	—	—	—	—	—	—	—	—
Onsite truck	0.00	0.00	0.00	0.00	0.00	0.00	0.00	0.00	0.00	0.00	0.00	—	0.00	0.00	0.00	0.00	0.00	0.00
Annual	—	—	—	—	—	—	—	—	—	—	—	—	—	—	—	—	—	—
Off-Road Equipment	< 0.005	< 0.005	0.01	0.01	< 0.005	< 0.005	—	< 0.005	< 0.005	—	< 0.005	—	1.82	1.82	< 0.005	< 0.005	—	1.82
Architectural Coatings	0.33	0.33	—	—	—	—	—	—	—	—	—	—	—	—	—	—	—	—
Onsite truck	0.00	0.00	0.00	0.00	0.00	0.00	0.00	0.00	0.00	0.00	0.00	—	0.00	0.00	0.00	0.00	0.00	0.00
Offsite	—	—	—	—	—	—	—	—	—	—	—	—	—	—	—	—	—	—
Daily, Summer (Max)	—	—	—	—	—	—	—	—	—	—	—	—	—	—	—	—	—	—
Worker	0.06	0.05	0.05	0.75	0.00	0.00	0.18	0.18	0.00	0.04	0.04	—	176	176	< 0.005	0.01	0.61	179
Vendor	0.00	0.00	0.00	0.00	0.00	0.00	0.00	0.00	0.00	0.00	0.00	—	0.00	0.00	0.00	0.00	0.00	0.00
Hauling	0.00	0.00	0.00	0.00	0.00	0.00	0.00	0.00	0.00	0.00	0.00	—	0.00	0.00	0.00	0.00	0.00	0.00
Daily, Winter (Max)	—	—	—	—	—	—	—	—	—	—	—	—	—	—	—	—	—	—
Worker	0.06	0.05	0.06	0.68	0.00	0.00	0.18	0.18	0.00	0.04	0.04	—	169	169	< 0.005	0.01	0.02	171
Vendor	0.00	0.00	0.00	0.00	0.00	0.00	0.00	0.00	0.00	0.00	0.00	—	0.00	0.00	0.00	0.00	0.00	0.00
Hauling	0.00	0.00	0.00	0.00	0.00	0.00	0.00	0.00	0.00	0.00	0.00	—	0.00	0.00	0.00	0.00	0.00	0.00
Average Daily	—	—	—	—	—	—	—	—	—	—	—	—	—	—	—	—	—	—
Worker	< 0.005	< 0.005	< 0.005	0.06	0.00	0.00	0.01	0.01	0.00	< 0.005	< 0.005	—	14.0	14.0	< 0.005	< 0.005	0.02	14.2
Vendor	0.00	0.00	0.00	0.00	0.00	0.00	0.00	0.00	0.00	0.00	0.00	—	0.00	0.00	0.00	0.00	0.00	0.00
Hauling	0.00	0.00	0.00	0.00	0.00	0.00	0.00	0.00	0.00	0.00	0.00	—	0.00	0.00	0.00	0.00	0.00	0.00
Annual	—	—	—	—	—	—	—	—	—	—	—	—	—	—	—	—	—	—

Worker	< 0.005	< 0.005	< 0.005	0.01	0.00	0.00	< 0.005	< 0.005	0.00	< 0.005	< 0.005	—	2.31	2.31	< 0.005	< 0.005	< 0.005	2.34
Vendor	0.00	0.00	0.00	0.00	0.00	0.00	0.00	0.00	0.00	0.00	0.00	—	0.00	0.00	0.00	0.00	0.00	0.00
Hauling	0.00	0.00	0.00	0.00	0.00	0.00	0.00	0.00	0.00	0.00	0.00	—	0.00	0.00	0.00	0.00	0.00	0.00

4. Operations Emissions Details

4.1. Mobile Emissions by Land Use

4.1.1. Unmitigated

Criteria Pollutants (lb/day for daily, ton/yr for annual) and GHGs (lb/day for daily, MT/yr for annual)

Land Use	TOG	ROG	NOx	CO	SO2	PM10E	PM10D	PM10T	PM2.5E	PM2.5D	PM2.5T	BCO2	NBCO2	CO2T	CH4	N2O	R	CO2e
Daily, Summer (Max)	—	—	—	—	—	—	—	—	—	—	—	—	—	—	—	—	—	—
Apartments Mid Rise	1.94	1.80	1.41	13.4	0.03	0.02	3.38	3.40	0.02	0.86	0.88	—	3,529	3,529	0.14	0.14	10.9	3,586
Parking Lot	0.00	0.00	0.00	0.00	0.00	0.00	0.00	0.00	0.00	0.00	0.00	—	0.00	0.00	0.00	0.00	0.00	0.00
Health Club	0.00	0.00	0.00	0.00	0.00	0.00	0.00	0.00	0.00	0.00	0.00	—	0.00	0.00	0.00	0.00	0.00	0.00
Industrial Park	0.00	0.00	0.00	0.00	0.00	0.00	0.00	0.00	0.00	0.00	0.00	—	0.00	0.00	0.00	0.00	0.00	0.00
Total	1.94	1.80	1.41	13.4	0.03	0.02	3.38	3.40	0.02	0.86	0.88	—	3,529	3,529	0.14	0.14	10.9	3,586
Daily, Winter (Max)	—	—	—	—	—	—	—	—	—	—	—	—	—	—	—	—	—	—
Apartments Mid Rise	1.92	1.77	1.57	13.1	0.03	0.02	3.38	3.40	0.02	0.86	0.88	—	3,408	3,408	0.15	0.15	0.28	3,458
Parking Lot	0.00	0.00	0.00	0.00	0.00	0.00	0.00	0.00	0.00	0.00	0.00	—	0.00	0.00	0.00	0.00	0.00	0.00

Health Club	0.00	0.00	0.00	0.00	0.00	0.00	0.00	0.00	0.00	0.00	0.00	—	0.00	0.00	0.00	0.00	0.00	0.00
Industrial Park	0.00	0.00	0.00	0.00	0.00	0.00	0.00	0.00	0.00	0.00	0.00	—	0.00	0.00	0.00	0.00	0.00	0.00
Total	1.92	1.77	1.57	13.1	0.03	0.02	3.38	3.40	0.02	0.86	0.88	—	3,408	3,408	0.15	0.15	0.28	3,458
Annual	—	—	—	—	—	—	—	—	—	—	—	—	—	—	—	—	—	—
Apartments Mid Rise	0.35	0.32	0.28	2.36	0.01	< 0.005	0.62	0.62	< 0.005	0.16	0.16	—	567	567	0.02	0.02	0.78	576
Parking Lot	0.00	0.00	0.00	0.00	0.00	0.00	0.00	0.00	0.00	0.00	0.00	—	0.00	0.00	0.00	0.00	0.00	0.00
Health Club	0.00	0.00	0.00	0.00	0.00	0.00	0.00	0.00	0.00	0.00	0.00	—	0.00	0.00	0.00	0.00	0.00	0.00
Industrial Park	0.00	0.00	0.00	0.00	0.00	0.00	0.00	0.00	0.00	0.00	0.00	—	0.00	0.00	0.00	0.00	0.00	0.00
Total	0.35	0.32	0.28	2.36	0.01	< 0.005	0.62	0.62	< 0.005	0.16	0.16	—	567	567	0.02	0.02	0.78	576

4.1.2. Mitigated

Criteria Pollutants (lb/day for daily, ton/yr for annual) and GHGs (lb/day for daily, MT/yr for annual)

Land Use	TOG	ROG	NOx	CO	SO2	PM10E	PM10D	PM10T	PM2.5E	PM2.5D	PM2.5T	BCO2	NBCO2	CO2T	CH4	N2O	R	CO2e
Daily, Summer (Max)	—	—	—	—	—	—	—	—	—	—	—	—	—	—	—	—	—	—
Apartments Mid Rise	1.94	1.80	1.41	13.4	0.03	0.02	3.38	3.40	0.02	0.86	0.88	—	3,529	3,529	0.14	0.14	10.9	3,586
Parking Lot	0.00	0.00	0.00	0.00	0.00	0.00	0.00	0.00	0.00	0.00	0.00	—	0.00	0.00	0.00	0.00	0.00	0.00
Health Club	0.00	0.00	0.00	0.00	0.00	0.00	0.00	0.00	0.00	0.00	0.00	—	0.00	0.00	0.00	0.00	0.00	0.00

Industrial	0.00	0.00	0.00	0.00	0.00	0.00	0.00	0.00	0.00	0.00	0.00	—	0.00	0.00	0.00	0.00	0.00	0.00
Total	1.94	1.80	1.41	13.4	0.03	0.02	3.38	3.40	0.02	0.86	0.88	—	3,529	3,529	0.14	0.14	10.9	3,586
Daily, Winter (Max)	—	—	—	—	—	—	—	—	—	—	—	—	—	—	—	—	—	—
Apartments Mid Rise	1.92	1.77	1.57	13.1	0.03	0.02	3.38	3.40	0.02	0.86	0.88	—	3,408	3,408	0.15	0.15	0.28	3,458
Parking Lot	0.00	0.00	0.00	0.00	0.00	0.00	0.00	0.00	0.00	0.00	0.00	—	0.00	0.00	0.00	0.00	0.00	0.00
Health Club	0.00	0.00	0.00	0.00	0.00	0.00	0.00	0.00	0.00	0.00	0.00	—	0.00	0.00	0.00	0.00	0.00	0.00
Industrial Park	0.00	0.00	0.00	0.00	0.00	0.00	0.00	0.00	0.00	0.00	0.00	—	0.00	0.00	0.00	0.00	0.00	0.00
Total	1.92	1.77	1.57	13.1	0.03	0.02	3.38	3.40	0.02	0.86	0.88	—	3,408	3,408	0.15	0.15	0.28	3,458
Annual	—	—	—	—	—	—	—	—	—	—	—	—	—	—	—	—	—	—
Apartments Mid Rise	0.35	0.32	0.28	2.36	0.01	< 0.005	0.62	0.62	< 0.005	0.16	0.16	—	567	567	0.02	0.02	0.78	576
Parking Lot	0.00	0.00	0.00	0.00	0.00	0.00	0.00	0.00	0.00	0.00	0.00	—	0.00	0.00	0.00	0.00	0.00	0.00
Health Club	0.00	0.00	0.00	0.00	0.00	0.00	0.00	0.00	0.00	0.00	0.00	—	0.00	0.00	0.00	0.00	0.00	0.00
Industrial Park	0.00	0.00	0.00	0.00	0.00	0.00	0.00	0.00	0.00	0.00	0.00	—	0.00	0.00	0.00	0.00	0.00	0.00
Total	0.35	0.32	0.28	2.36	0.01	< 0.005	0.62	0.62	< 0.005	0.16	0.16	—	567	567	0.02	0.02	0.78	576

4.2. Energy

4.2.1. Electricity Emissions By Land Use - Unmitigated

Criteria Pollutants (lb/day for daily, ton/yr for annual) and GHGs (lb/day for daily, MT/yr for annual)

Land Use	TOG	ROG	NOx	CO	SO2	PM10E	PM10D	PM10T	PM2.5E	PM2.5D	PM2.5T	BCO2	NBCO2	CO2T	CH4	N2O	R	CO2e
Daily, Summer (Max)	—	—	—	—	—	—	—	—	—	—	—	—	—	—	—	—	—	—
Apartments Mid Rise	—	—	—	—	—	—	—	—	—	—	—	—	994	994	0.06	0.01	—	998
Parking Lot	—	—	—	—	—	—	—	—	—	—	—	—	111	111	0.01	< 0.005	—	112
Health Club	—	—	—	—	—	—	—	—	—	—	—	—	153	153	0.01	< 0.005	—	153
Industrial Park	—	—	—	—	—	—	—	—	—	—	—	—	23.6	23.6	< 0.005	< 0.005	—	23.7
Total	—	—	—	—	—	—	—	—	—	—	—	—	1,282	1,282	0.08	0.01	—	1,287
Daily, Winter (Max)	—	—	—	—	—	—	—	—	—	—	—	—	—	—	—	—	—	—
Apartments Mid Rise	—	—	—	—	—	—	—	—	—	—	—	—	994	994	0.06	0.01	—	998
Parking Lot	—	—	—	—	—	—	—	—	—	—	—	—	111	111	0.01	< 0.005	—	112
Health Club	—	—	—	—	—	—	—	—	—	—	—	—	153	153	0.01	< 0.005	—	153
Industrial Park	—	—	—	—	—	—	—	—	—	—	—	—	23.6	23.6	< 0.005	< 0.005	—	23.7
Total	—	—	—	—	—	—	—	—	—	—	—	—	1,282	1,282	0.08	0.01	—	1,287
Annual	—	—	—	—	—	—	—	—	—	—	—	—	—	—	—	—	—	—
Apartments Mid Rise	—	—	—	—	—	—	—	—	—	—	—	—	165	165	0.01	< 0.005	—	165
Parking Lot	—	—	—	—	—	—	—	—	—	—	—	—	18.4	18.4	< 0.005	< 0.005	—	18.5

Health Club	—	—	—	—	—	—	—	—	—	—	—	—	25.3	25.3	< 0.005	< 0.005	—	25.4
Industrial Park	—	—	—	—	—	—	—	—	—	—	—	—	3.91	3.91	< 0.005	< 0.005	—	3.93
Total	—	—	—	—	—	—	—	—	—	—	—	—	212	212	0.01	< 0.005	—	213

4.2.2. Electricity Emissions By Land Use - Mitigated

Criteria Pollutants (lb/day for daily, ton/yr for annual) and GHGs (lb/day for daily, MT/yr for annual)

Land Use	TOG	ROG	NOx	CO	SO2	PM10E	PM10D	PM10T	PM2.5E	PM2.5D	PM2.5T	BCO2	NBCO2	CO2T	CH4	N2O	R	CO2e
Daily, Summer (Max)	—	—	—	—	—	—	—	—	—	—	—	—	—	—	—	—	—	—
Apartments Mid Rise	—	—	—	—	—	—	—	—	—	—	—	—	994	994	0.06	0.01	—	998
Parking Lot	—	—	—	—	—	—	—	—	—	—	—	—	111	111	0.01	< 0.005	—	112
Health Club	—	—	—	—	—	—	—	—	—	—	—	—	153	153	0.01	< 0.005	—	153
Industrial Park	—	—	—	—	—	—	—	—	—	—	—	—	23.6	23.6	< 0.005	< 0.005	—	23.7
Total	—	—	—	—	—	—	—	—	—	—	—	—	1,282	1,282	0.08	0.01	—	1,287
Daily, Winter (Max)	—	—	—	—	—	—	—	—	—	—	—	—	—	—	—	—	—	—
Apartments Mid Rise	—	—	—	—	—	—	—	—	—	—	—	—	994	994	0.06	0.01	—	998
Parking Lot	—	—	—	—	—	—	—	—	—	—	—	—	111	111	0.01	< 0.005	—	112
Health Club	—	—	—	—	—	—	—	—	—	—	—	—	153	153	0.01	< 0.005	—	153

Industrial Park	—	—	—	—	—	—	—	—	—	—	—	—	23.6	23.6	< 0.005	< 0.005	—	23.7
Total	—	—	—	—	—	—	—	—	—	—	—	—	1,282	1,282	0.08	0.01	—	1,287
Annual	—	—	—	—	—	—	—	—	—	—	—	—	—	—	—	—	—	—
Apartments Mid Rise	—	—	—	—	—	—	—	—	—	—	—	—	165	165	0.01	< 0.005	—	165
Parking Lot	—	—	—	—	—	—	—	—	—	—	—	—	18.4	18.4	< 0.005	< 0.005	—	18.5
Health Club	—	—	—	—	—	—	—	—	—	—	—	—	25.3	25.3	< 0.005	< 0.005	—	25.4
Industrial Park	—	—	—	—	—	—	—	—	—	—	—	—	3.91	3.91	< 0.005	< 0.005	—	3.93
Total	—	—	—	—	—	—	—	—	—	—	—	—	212	212	0.01	< 0.005	—	213

4.2.3. Natural Gas Emissions By Land Use - Unmitigated

Criteria Pollutants (lb/day for daily, ton/yr for annual) and GHGs (lb/day for daily, MT/yr for annual)

Land Use	TOG	ROG	NOx	CO	SO2	PM10E	PM10D	PM10T	PM2.5E	PM2.5D	PM2.5T	BCO2	NBCO2	CO2T	CH4	N2O	R	CO2e
Daily, Summer (Max)	—	—	—	—	—	—	—	—	—	—	—	—	—	—	—	—	—	—
Apartments Mid Rise	0.00	0.00	0.00	0.00	0.00	0.00	—	0.00	0.00	—	0.00	—	0.00	0.00	0.00	0.00	—	0.00
Parking Lot	0.00	0.00	0.00	0.00	0.00	0.00	—	0.00	0.00	—	0.00	—	0.00	0.00	0.00	0.00	—	0.00
Health Club	0.00	0.00	0.00	0.00	0.00	0.00	—	0.00	0.00	—	0.00	—	0.00	0.00	0.00	0.00	—	0.00
Industrial Park	0.00	0.00	0.00	0.00	0.00	0.00	—	0.00	0.00	—	0.00	—	0.00	0.00	0.00	0.00	—	0.00
Total	0.00	0.00	0.00	0.00	0.00	0.00	—	0.00	0.00	—	0.00	—	0.00	0.00	0.00	0.00	—	0.00

Daily, Winter (Max)	—	—	—	—	—	—	—	—	—	—	—	—	—	—	—	—	—	—
Apartments Mid Rise	0.00	0.00	0.00	0.00	0.00	0.00	—	0.00	0.00	—	0.00	—	0.00	0.00	0.00	0.00	—	0.00
Parking Lot	0.00	0.00	0.00	0.00	0.00	0.00	—	0.00	0.00	—	0.00	—	0.00	0.00	0.00	0.00	—	0.00
Health Club	0.00	0.00	0.00	0.00	0.00	0.00	—	0.00	0.00	—	0.00	—	0.00	0.00	0.00	0.00	—	0.00
Industrial Park	0.00	0.00	0.00	0.00	0.00	0.00	—	0.00	0.00	—	0.00	—	0.00	0.00	0.00	0.00	—	0.00
Total	0.00	0.00	0.00	0.00	0.00	0.00	—	0.00	0.00	—	0.00	—	0.00	0.00	0.00	0.00	—	0.00
Annual	—	—	—	—	—	—	—	—	—	—	—	—	—	—	—	—	—	—
Apartments Mid Rise	0.00	0.00	0.00	0.00	0.00	0.00	—	0.00	0.00	—	0.00	—	0.00	0.00	0.00	0.00	—	0.00
Parking Lot	0.00	0.00	0.00	0.00	0.00	0.00	—	0.00	0.00	—	0.00	—	0.00	0.00	0.00	0.00	—	0.00
Health Club	0.00	0.00	0.00	0.00	0.00	0.00	—	0.00	0.00	—	0.00	—	0.00	0.00	0.00	0.00	—	0.00
Industrial Park	0.00	0.00	0.00	0.00	0.00	0.00	—	0.00	0.00	—	0.00	—	0.00	0.00	0.00	0.00	—	0.00
Total	0.00	0.00	0.00	0.00	0.00	0.00	—	0.00	0.00	—	0.00	—	0.00	0.00	0.00	0.00	—	0.00

4.2.4. Natural Gas Emissions By Land Use - Mitigated

Criteria Pollutants (lb/day for daily, ton/yr for annual) and GHGs (lb/day for daily, MT/yr for annual)

Land Use	TOG	ROG	NOx	CO	SO2	PM10E	PM10D	PM10T	PM2.5E	PM2.5D	PM2.5T	BCO2	NBCO2	CO2T	CH4	N2O	R	CO2e
Daily, Summer (Max)	—	—	—	—	—	—	—	—	—	—	—	—	—	—	—	—	—	—

Apartme Mid Rise	0.00	0.00	0.00	0.00	0.00	0.00	—	0.00	0.00	—	0.00	—	0.00	0.00	0.00	0.00	—	0.00
Parking Lot	0.00	0.00	0.00	0.00	0.00	0.00	—	0.00	0.00	—	0.00	—	0.00	0.00	0.00	0.00	—	0.00
Health Club	0.00	0.00	0.00	0.00	0.00	0.00	—	0.00	0.00	—	0.00	—	0.00	0.00	0.00	0.00	—	0.00
Industrial Park	0.00	0.00	0.00	0.00	0.00	0.00	—	0.00	0.00	—	0.00	—	0.00	0.00	0.00	0.00	—	0.00
Total	0.00	0.00	0.00	0.00	0.00	0.00	—	0.00	0.00	—	0.00	—	0.00	0.00	0.00	0.00	—	0.00
Daily, Winter (Max)	—	—	—	—	—	—	—	—	—	—	—	—	—	—	—	—	—	—
Apartments Mid Rise	0.00	0.00	0.00	0.00	0.00	0.00	—	0.00	0.00	—	0.00	—	0.00	0.00	0.00	0.00	—	0.00
Parking Lot	0.00	0.00	0.00	0.00	0.00	0.00	—	0.00	0.00	—	0.00	—	0.00	0.00	0.00	0.00	—	0.00
Health Club	0.00	0.00	0.00	0.00	0.00	0.00	—	0.00	0.00	—	0.00	—	0.00	0.00	0.00	0.00	—	0.00
Industrial Park	0.00	0.00	0.00	0.00	0.00	0.00	—	0.00	0.00	—	0.00	—	0.00	0.00	0.00	0.00	—	0.00
Total	0.00	0.00	0.00	0.00	0.00	0.00	—	0.00	0.00	—	0.00	—	0.00	0.00	0.00	0.00	—	0.00
Annual	—	—	—	—	—	—	—	—	—	—	—	—	—	—	—	—	—	—
Apartments Mid Rise	0.00	0.00	0.00	0.00	0.00	0.00	—	0.00	0.00	—	0.00	—	0.00	0.00	0.00	0.00	—	0.00
Parking Lot	0.00	0.00	0.00	0.00	0.00	0.00	—	0.00	0.00	—	0.00	—	0.00	0.00	0.00	0.00	—	0.00
Health Club	0.00	0.00	0.00	0.00	0.00	0.00	—	0.00	0.00	—	0.00	—	0.00	0.00	0.00	0.00	—	0.00
Industrial Park	0.00	0.00	0.00	0.00	0.00	0.00	—	0.00	0.00	—	0.00	—	0.00	0.00	0.00	0.00	—	0.00

Total	0.00	0.00	0.00	0.00	0.00	0.00	—	0.00	0.00	—	0.00	—	0.00	0.00	0.00	0.00	—	0.00

4.3. Area Emissions by Source

4.3.1. Unmitigated

Criteria Pollutants (lb/day for daily, ton/yr for annual) and GHGs (lb/day for daily, MT/yr for annual)

Source	TOG	ROG	NOx	CO	SO2	PM10E	PM10D	PM10T	PM2.5E	PM2.5D	PM2.5T	BCO2	NBCO2	CO2T	CH4	N2O	R	CO2e
Daily, Summer (Max)	—	—	—	—	—	—	—	—	—	—	—	—	—	—	—	—	—	—
Hearths	0.00	0.00	0.00	0.00	0.00	0.00	—	0.00	0.00	—	0.00	0.00	0.00	0.00	0.00	0.00	—	0.00
Consumer Products	2.20	2.20	—	—	—	—	—	—	—	—	—	—	—	—	—	—	—	—
Architectural Coatings	0.18	0.18	—	—	—	—	—	—	—	—	—	—	—	—	—	—	—	—
Landscape Equipment	0.52	0.49	0.05	5.47	< 0.005	< 0.005	—	< 0.005	< 0.005	—	< 0.005	—	14.9	14.9	< 0.005	< 0.005	—	15.0
Total	2.90	2.88	0.05	5.47	< 0.005	< 0.005	—	< 0.005	< 0.005	—	< 0.005	0.00	14.9	14.9	< 0.005	< 0.005	—	15.0
Daily, Winter (Max)	—	—	—	—	—	—	—	—	—	—	—	—	—	—	—	—	—	—
Hearths	0.00	0.00	0.00	0.00	0.00	0.00	—	0.00	0.00	—	0.00	0.00	0.00	0.00	0.00	0.00	—	0.00
Consumer Products	2.20	2.20	—	—	—	—	—	—	—	—	—	—	—	—	—	—	—	—

Architectural Coatings	0.18	0.18	—	—	—	—	—	—	—	—	—	—	—	—	—	—	—	—
Total	2.38	2.38	0.00	0.00	0.00	0.00	—	0.00	0.00	—	0.00	0.00	0.00	0.00	0.00	0.00	—	0.00
Annual	—	—	—	—	—	—	—	—	—	—	—	—	—	—	—	—	—	—
Hearths	0.00	0.00	0.00	0.00	0.00	0.00	—	0.00	0.00	—	0.00	0.00	0.00	0.00	0.00	0.00	—	0.00
Consumer Products	0.40	0.40	—	—	—	—	—	—	—	—	—	—	—	—	—	—	—	—
Architectural Coatings	0.03	0.03	—	—	—	—	—	—	—	—	—	—	—	—	—	—	—	—
Landscape Equipment	0.05	0.04	< 0.005	0.49	< 0.005	< 0.005	—	< 0.005	< 0.005	—	< 0.005	—	1.22	1.22	< 0.005	< 0.005	—	1.22
Total	0.48	0.48	< 0.005	0.49	< 0.005	< 0.005	—	< 0.005	< 0.005	—	< 0.005	0.00	1.22	1.22	< 0.005	< 0.005	—	1.22

4.3.2. Mitigated

Criteria Pollutants (lb/day for daily, ton/yr for annual) and GHGs (lb/day for daily, MT/yr for annual)

Source	TOG	ROG	NOx	CO	SO2	PM10E	PM10D	PM10T	PM2.5E	PM2.5D	PM2.5T	BCO2	NBCO2	CO2T	CH4	N2O	R	CO2e
Daily, Summer (Max)	—	—	—	—	—	—	—	—	—	—	—	—	—	—	—	—	—	—
Hearths	0.00	0.00	0.00	0.00	0.00	0.00	—	0.00	0.00	—	0.00	0.00	0.00	0.00	0.00	0.00	—	0.00
Consumer Products	2.20	2.20	—	—	—	—	—	—	—	—	—	—	—	—	—	—	—	—
Architectural Coatings	0.18	0.18	—	—	—	—	—	—	—	—	—	—	—	—	—	—	—	—

Landsca Equipment	0.52	0.49	0.05	5.47	< 0.005	< 0.005	—	< 0.005	< 0.005	—	< 0.005	—	14.9	14.9	< 0.005	< 0.005	—	15.0
Total	2.90	2.88	0.05	5.47	< 0.005	< 0.005	—	< 0.005	< 0.005	—	< 0.005	0.00	14.9	14.9	< 0.005	< 0.005	—	15.0
Daily, Winter (Max)	—	—	—	—	—	—	—	—	—	—	—	—	—	—	—	—	—	—
Hearths	0.00	0.00	0.00	0.00	0.00	0.00	—	0.00	0.00	—	0.00	0.00	0.00	0.00	0.00	0.00	—	0.00
Consumer Products	2.20	2.20	—	—	—	—	—	—	—	—	—	—	—	—	—	—	—	—
Architectural Coatings	0.18	0.18	—	—	—	—	—	—	—	—	—	—	—	—	—	—	—	—
Total	2.38	2.38	0.00	0.00	0.00	0.00	—	0.00	0.00	—	0.00	0.00	0.00	0.00	0.00	0.00	—	0.00
Annual	—	—	—	—	—	—	—	—	—	—	—	—	—	—	—	—	—	—
Hearths	0.00	0.00	0.00	0.00	0.00	0.00	—	0.00	0.00	—	0.00	0.00	0.00	0.00	0.00	0.00	—	0.00
Consumer Products	0.40	0.40	—	—	—	—	—	—	—	—	—	—	—	—	—	—	—	—
Architectural Coatings	0.03	0.03	—	—	—	—	—	—	—	—	—	—	—	—	—	—	—	—
Landscape Equipment	0.05	0.04	< 0.005	0.49	< 0.005	< 0.005	—	< 0.005	< 0.005	—	< 0.005	—	1.22	1.22	< 0.005	< 0.005	—	1.22
Total	0.48	0.48	< 0.005	0.49	< 0.005	< 0.005	—	< 0.005	< 0.005	—	< 0.005	0.00	1.22	1.22	< 0.005	< 0.005	—	1.22

4.4. Water Emissions by Land Use

4.4.1. Unmitigated

Criteria Pollutants (lb/day for daily, ton/yr for annual) and GHGs (lb/day for daily, MT/yr for annual)

Land Use	TOG	ROG	NOx	CO	SO2	PM10E	PM10D	PM10T	PM2.5E	PM2.5D	PM2.5T	BCO2	NBCO2	CO2T	CH4	N2O	R	CO2e
Daily, Summer (Max)	—	—	—	—	—	—	—	—	—	—	—	—	—	—	—	—	—	—
Apartments Mid Rise	—	—	—	—	—	—	—	—	—	—	—	6.68	42.0	48.7	0.69	0.02	—	70.8
Parking Lot	—	—	—	—	—	—	—	—	—	—	—	0.00	0.00	0.00	0.00	0.00	—	0.00
Health Club	—	—	—	—	—	—	—	—	—	—	—	0.55	2.82	3.37	0.06	< 0.005	—	5.17
Industrial Park	—	—	—	—	—	—	—	—	—	—	—	0.28	1.46	1.74	0.03	< 0.005	—	2.68
Total	—	—	—	—	—	—	—	—	—	—	—	7.51	46.3	53.8	0.77	0.02	—	78.7
Daily, Winter (Max)	—	—	—	—	—	—	—	—	—	—	—	—	—	—	—	—	—	—
Apartments Mid Rise	—	—	—	—	—	—	—	—	—	—	—	6.68	42.0	48.7	0.69	0.02	—	70.8
Parking Lot	—	—	—	—	—	—	—	—	—	—	—	0.00	0.00	0.00	0.00	0.00	—	0.00
Health Club	—	—	—	—	—	—	—	—	—	—	—	0.55	2.82	3.37	0.06	< 0.005	—	5.17
Industrial Park	—	—	—	—	—	—	—	—	—	—	—	0.28	1.46	1.74	0.03	< 0.005	—	2.68
Total	—	—	—	—	—	—	—	—	—	—	—	7.51	46.3	53.8	0.77	0.02	—	78.7
Annual	—	—	—	—	—	—	—	—	—	—	—	—	—	—	—	—	—	—
Apartments Mid Rise	—	—	—	—	—	—	—	—	—	—	—	1.11	6.95	8.06	0.11	< 0.005	—	11.7

Parking Lot	—	—	—	—	—	—	—	—	—	—	—	0.00	0.00	0.00	0.00	0.00	—	0.00
Health Club	—	—	—	—	—	—	—	—	—	—	—	0.09	0.47	0.56	0.01	< 0.005	—	0.86
Industrial Park	—	—	—	—	—	—	—	—	—	—	—	0.05	0.24	0.29	< 0.005	< 0.005	—	0.44
Total	—	—	—	—	—	—	—	—	—	—	—	1.24	7.66	8.90	0.13	< 0.005	—	13.0

4.4.2. Mitigated

Criteria Pollutants (lb/day for daily, ton/yr for annual) and GHGs (lb/day for daily, MT/yr for annual)

Land Use	TOG	ROG	NOx	CO	SO2	PM10E	PM10D	PM10T	PM2.5E	PM2.5D	PM2.5T	BCO2	NBCO2	CO2T	CH4	N2O	R	CO2e
Daily, Summer (Max)	—	—	—	—	—	—	—	—	—	—	—	—	—	—	—	—	—	—
Apartments Mid Rise	—	—	—	—	—	—	—	—	—	—	—	6.68	42.0	48.7	0.69	0.02	—	70.8
Parking Lot	—	—	—	—	—	—	—	—	—	—	—	0.00	0.00	0.00	0.00	0.00	—	0.00
Health Club	—	—	—	—	—	—	—	—	—	—	—	0.55	2.82	3.37	0.06	< 0.005	—	5.17
Industrial Park	—	—	—	—	—	—	—	—	—	—	—	0.28	1.46	1.74	0.03	< 0.005	—	2.68
Total	—	—	—	—	—	—	—	—	—	—	—	7.51	46.3	53.8	0.77	0.02	—	78.7
Daily, Winter (Max)	—	—	—	—	—	—	—	—	—	—	—	—	—	—	—	—	—	—
Apartments Mid Rise	—	—	—	—	—	—	—	—	—	—	—	6.68	42.0	48.7	0.69	0.02	—	70.8
Parking Lot	—	—	—	—	—	—	—	—	—	—	—	0.00	0.00	0.00	0.00	0.00	—	0.00

Health Club	—	—	—	—	—	—	—	—	—	—	—	0.55	2.82	3.37	0.06	< 0.005	—	5.17
Industrial Park	—	—	—	—	—	—	—	—	—	—	—	0.28	1.46	1.74	0.03	< 0.005	—	2.68
Total	—	—	—	—	—	—	—	—	—	—	—	7.51	46.3	53.8	0.77	0.02	—	78.7
Annual	—	—	—	—	—	—	—	—	—	—	—	—	—	—	—	—	—	—
Apartments Mid Rise	—	—	—	—	—	—	—	—	—	—	—	1.11	6.95	8.06	0.11	< 0.005	—	11.7
Parking Lot	—	—	—	—	—	—	—	—	—	—	—	0.00	0.00	0.00	0.00	0.00	—	0.00
Health Club	—	—	—	—	—	—	—	—	—	—	—	0.09	0.47	0.56	0.01	< 0.005	—	0.86
Industrial Park	—	—	—	—	—	—	—	—	—	—	—	0.05	0.24	0.29	< 0.005	< 0.005	—	0.44
Total	—	—	—	—	—	—	—	—	—	—	—	1.24	7.66	8.90	0.13	< 0.005	—	13.0

4.5. Waste Emissions by Land Use

4.5.1. Unmitigated

Criteria Pollutants (lb/day for daily, ton/yr for annual) and GHGs (lb/day for daily, MT/yr for annual)

Land Use	TOG	ROG	NOx	CO	SO2	PM10E	PM10D	PM10T	PM2.5E	PM2.5D	PM2.5T	BCO2	NBCO2	CO2T	CH4	N2O	R	CO2e
Daily, Summer (Max)	—	—	—	—	—	—	—	—	—	—	—	—	—	—	—	—	—	—
Apartments Mid Rise	—	—	—	—	—	—	—	—	—	—	—	36.7	0.00	36.7	3.67	0.00	—	128
Parking Lot	—	—	—	—	—	—	—	—	—	—	—	0.00	0.00	0.00	0.00	0.00	—	0.00

Health Club	—	—	—	—	—	—	—	—	—	—	—	14.8	0.00	14.8	1.48	0.00	—	51.7
Industrial Park	—	—	—	—	—	—	—	—	—	—	—	0.43	0.00	0.43	0.04	0.00	—	1.49
Total	—	—	—	—	—	—	—	—	—	—	—	51.9	0.00	51.9	5.18	0.00	—	182
Daily, Winter (Max)	—	—	—	—	—	—	—	—	—	—	—	—	—	—	—	—	—	—
Apartments Mid Rise	—	—	—	—	—	—	—	—	—	—	—	36.7	0.00	36.7	3.67	0.00	—	128
Parking Lot	—	—	—	—	—	—	—	—	—	—	—	0.00	0.00	0.00	0.00	0.00	—	0.00
Health Club	—	—	—	—	—	—	—	—	—	—	—	14.8	0.00	14.8	1.48	0.00	—	51.7
Industrial Park	—	—	—	—	—	—	—	—	—	—	—	0.43	0.00	0.43	0.04	0.00	—	1.49
Total	—	—	—	—	—	—	—	—	—	—	—	51.9	0.00	51.9	5.18	0.00	—	182
Annual	—	—	—	—	—	—	—	—	—	—	—	—	—	—	—	—	—	—
Apartments Mid Rise	—	—	—	—	—	—	—	—	—	—	—	6.07	0.00	6.07	0.61	0.00	—	21.2
Parking Lot	—	—	—	—	—	—	—	—	—	—	—	0.00	0.00	0.00	0.00	0.00	—	0.00
Health Club	—	—	—	—	—	—	—	—	—	—	—	2.45	0.00	2.45	0.24	0.00	—	8.56
Industrial Park	—	—	—	—	—	—	—	—	—	—	—	0.07	0.00	0.07	0.01	0.00	—	0.25
Total	—	—	—	—	—	—	—	—	—	—	—	8.59	0.00	8.59	0.86	0.00	—	30.0

4.5.2. Mitigated

Criteria Pollutants (lb/day for daily, ton/yr for annual) and GHGs (lb/day for daily, MT/yr for annual)

Land Use	TOG	ROG	NOx	CO	SO2	PM10E	PM10D	PM10T	PM2.5E	PM2.5D	PM2.5T	BCO2	NBCO2	CO2T	CH4	N2O	R	CO2e
Daily, Summer (Max)	—	—	—	—	—	—	—	—	—	—	—	—	—	—	—	—	—	—
Apartments Mid Rise	—	—	—	—	—	—	—	—	—	—	—	36.7	0.00	36.7	3.67	0.00	—	128
Parking Lot	—	—	—	—	—	—	—	—	—	—	—	0.00	0.00	0.00	0.00	0.00	—	0.00
Health Club	—	—	—	—	—	—	—	—	—	—	—	14.8	0.00	14.8	1.48	0.00	—	51.7
Industrial Park	—	—	—	—	—	—	—	—	—	—	—	0.43	0.00	0.43	0.04	0.00	—	1.49
Total	—	—	—	—	—	—	—	—	—	—	—	51.9	0.00	51.9	5.18	0.00	—	182
Daily, Winter (Max)	—	—	—	—	—	—	—	—	—	—	—	—	—	—	—	—	—	—
Apartments Mid Rise	—	—	—	—	—	—	—	—	—	—	—	36.7	0.00	36.7	3.67	0.00	—	128
Parking Lot	—	—	—	—	—	—	—	—	—	—	—	0.00	0.00	0.00	0.00	0.00	—	0.00
Health Club	—	—	—	—	—	—	—	—	—	—	—	14.8	0.00	14.8	1.48	0.00	—	51.7
Industrial Park	—	—	—	—	—	—	—	—	—	—	—	0.43	0.00	0.43	0.04	0.00	—	1.49
Total	—	—	—	—	—	—	—	—	—	—	—	51.9	0.00	51.9	5.18	0.00	—	182
Annual	—	—	—	—	—	—	—	—	—	—	—	—	—	—	—	—	—	—
Apartments Mid Rise	—	—	—	—	—	—	—	—	—	—	—	6.07	0.00	6.07	0.61	0.00	—	21.2

Parking Lot	—	—	—	—	—	—	—	—	—	—	—	0.00	0.00	0.00	0.00	0.00	—	0.00
Health Club	—	—	—	—	—	—	—	—	—	—	—	2.45	0.00	2.45	0.24	0.00	—	8.56
Industrial Park	—	—	—	—	—	—	—	—	—	—	—	0.07	0.00	0.07	0.01	0.00	—	0.25
Total	—	—	—	—	—	—	—	—	—	—	—	8.59	0.00	8.59	0.86	0.00	—	30.0

4.6. Refrigerant Emissions by Land Use

4.6.1. Unmitigated

Criteria Pollutants (lb/day for daily, ton/yr for annual) and GHGs (lb/day for daily, MT/yr for annual)

Land Use	TOG	ROG	NOx	CO	SO2	PM10E	PM10D	PM10T	PM2.5E	PM2.5D	PM2.5T	BCO2	NBCO2	CO2T	CH4	N2O	R	CO2e
Daily, Summer (Max)	—	—	—	—	—	—	—	—	—	—	—	—	—	—	—	—	—	—
Apartments Mid Rise	—	—	—	—	—	—	—	—	—	—	—	—	—	—	—	—	0.70	0.70
Health Club	—	—	—	—	—	—	—	—	—	—	—	—	—	—	—	—	0.02	0.02
Industrial Park	—	—	—	—	—	—	—	—	—	—	—	—	—	—	—	—	0.17	0.17
Total	—	—	—	—	—	—	—	—	—	—	—	—	—	—	—	—	0.88	0.88
Daily, Winter (Max)	—	—	—	—	—	—	—	—	—	—	—	—	—	—	—	—	—	—
Apartments Mid Rise	—	—	—	—	—	—	—	—	—	—	—	—	—	—	—	—	0.70	0.70
Health Club	—	—	—	—	—	—	—	—	—	—	—	—	—	—	—	—	0.02	0.02

Industrial Park	—	—	—	—	—	—	—	—	—	—	—	—	—	—	—	—	0.17	0.17
Total	—	—	—	—	—	—	—	—	—	—	—	—	—	—	—	—	0.88	0.88
Annual	—	—	—	—	—	—	—	—	—	—	—	—	—	—	—	—	—	—
Apartments Mid Rise	—	—	—	—	—	—	—	—	—	—	—	—	—	—	—	—	0.12	0.12
Health Club	—	—	—	—	—	—	—	—	—	—	—	—	—	—	—	—	< 0.005	< 0.005
Industrial Park	—	—	—	—	—	—	—	—	—	—	—	—	—	—	—	—	0.03	0.03
Total	—	—	—	—	—	—	—	—	—	—	—	—	—	—	—	—	0.15	0.15

4.6.2. Mitigated

Criteria Pollutants (lb/day for daily, ton/yr for annual) and GHGs (lb/day for daily, MT/yr for annual)

Land Use	TOG	ROG	NOx	CO	SO2	PM10E	PM10D	PM10T	PM2.5E	PM2.5D	PM2.5T	BCO2	NBCO2	CO2T	CH4	N2O	R	CO2e
Daily, Summer (Max)	—	—	—	—	—	—	—	—	—	—	—	—	—	—	—	—	—	—
Apartments Mid Rise	—	—	—	—	—	—	—	—	—	—	—	—	—	—	—	—	0.70	0.70
Health Club	—	—	—	—	—	—	—	—	—	—	—	—	—	—	—	—	0.02	0.02
Industrial Park	—	—	—	—	—	—	—	—	—	—	—	—	—	—	—	—	0.17	0.17
Total	—	—	—	—	—	—	—	—	—	—	—	—	—	—	—	—	0.88	0.88
Daily, Winter (Max)	—	—	—	—	—	—	—	—	—	—	—	—	—	—	—	—	—	—

Apartments	—	—	—	—	—	—	—	—	—	—	—	—	—	—	—	—	0.70	0.70
Health Club	—	—	—	—	—	—	—	—	—	—	—	—	—	—	—	—	0.02	0.02
Industrial Park	—	—	—	—	—	—	—	—	—	—	—	—	—	—	—	—	0.17	0.17
Total	—	—	—	—	—	—	—	—	—	—	—	—	—	—	—	—	0.88	0.88
Annual	—	—	—	—	—	—	—	—	—	—	—	—	—	—	—	—	—	—
Apartments Mid Rise	—	—	—	—	—	—	—	—	—	—	—	—	—	—	—	—	0.12	0.12
Health Club	—	—	—	—	—	—	—	—	—	—	—	—	—	—	—	—	< 0.005	< 0.005
Industrial Park	—	—	—	—	—	—	—	—	—	—	—	—	—	—	—	—	0.03	0.03
Total	—	—	—	—	—	—	—	—	—	—	—	—	—	—	—	—	0.15	0.15

4.7. Offroad Emissions By Equipment Type

4.7.1. Unmitigated

Criteria Pollutants (lb/day for daily, ton/yr for annual) and GHGs (lb/day for daily, MT/yr for annual)

Equipment Type	TOG	ROG	NOx	CO	SO2	PM10E	PM10D	PM10T	PM2.5E	PM2.5D	PM2.5T	BCO2	NBCO2	CO2T	CH4	N2O	R	CO2e
Daily, Summer (Max)	—	—	—	—	—	—	—	—	—	—	—	—	—	—	—	—	—	—
Total	—	—	—	—	—	—	—	—	—	—	—	—	—	—	—	—	—	—
Daily, Winter (Max)	—	—	—	—	—	—	—	—	—	—	—	—	—	—	—	—	—	—
Total	—	—	—	—	—	—	—	—	—	—	—	—	—	—	—	—	—	—

Annual	—	—	—	—	—	—	—	—	—	—	—	—	—	—	—	—	—	—
Total	—	—	—	—	—	—	—	—	—	—	—	—	—	—	—	—	—	—

4.7.2. Mitigated

Criteria Pollutants (lb/day for daily, ton/yr for annual) and GHGs (lb/day for daily, MT/yr for annual)

Equipment Type	TOG	ROG	NOx	CO	SO2	PM10E	PM10D	PM10T	PM2.5E	PM2.5D	PM2.5T	BCO2	NBCO2	CO2T	CH4	N2O	R	CO2e
Daily, Summer (Max)	—	—	—	—	—	—	—	—	—	—	—	—	—	—	—	—	—	—
Total	—	—	—	—	—	—	—	—	—	—	—	—	—	—	—	—	—	—
Daily, Winter (Max)	—	—	—	—	—	—	—	—	—	—	—	—	—	—	—	—	—	—
Total	—	—	—	—	—	—	—	—	—	—	—	—	—	—	—	—	—	—
Annual	—	—	—	—	—	—	—	—	—	—	—	—	—	—	—	—	—	—
Total	—	—	—	—	—	—	—	—	—	—	—	—	—	—	—	—	—	—

4.8. Stationary Emissions By Equipment Type

4.8.1. Unmitigated

Criteria Pollutants (lb/day for daily, ton/yr for annual) and GHGs (lb/day for daily, MT/yr for annual)

Equipment Type	TOG	ROG	NOx	CO	SO2	PM10E	PM10D	PM10T	PM2.5E	PM2.5D	PM2.5T	BCO2	NBCO2	CO2T	CH4	N2O	R	CO2e
Daily, Summer (Max)	—	—	—	—	—	—	—	—	—	—	—	—	—	—	—	—	—	—
Total	—	—	—	—	—	—	—	—	—	—	—	—	—	—	—	—	—	—
Daily, Winter (Max)	—	—	—	—	—	—	—	—	—	—	—	—	—	—	—	—	—	—

Total	—	—	—	—	—	—	—	—	—	—	—	—	—	—	—	—	—	—
Annual	—	—	—	—	—	—	—	—	—	—	—	—	—	—	—	—	—	—
Total	—	—	—	—	—	—	—	—	—	—	—	—	—	—	—	—	—	—

4.8.2. Mitigated

Criteria Pollutants (lb/day for daily, ton/yr for annual) and GHGs (lb/day for daily, MT/yr for annual)

Equipment Type	TOG	ROG	NOx	CO	SO2	PM10E	PM10D	PM10T	PM2.5E	PM2.5D	PM2.5T	BCO2	NBCO2	CO2T	CH4	N2O	R	CO2e
Daily, Summer (Max)	—	—	—	—	—	—	—	—	—	—	—	—	—	—	—	—	—	—
Total	—	—	—	—	—	—	—	—	—	—	—	—	—	—	—	—	—	—
Daily, Winter (Max)	—	—	—	—	—	—	—	—	—	—	—	—	—	—	—	—	—	—
Total	—	—	—	—	—	—	—	—	—	—	—	—	—	—	—	—	—	—
Annual	—	—	—	—	—	—	—	—	—	—	—	—	—	—	—	—	—	—
Total	—	—	—	—	—	—	—	—	—	—	—	—	—	—	—	—	—	—

4.9. User Defined Emissions By Equipment Type

4.9.1. Unmitigated

Criteria Pollutants (lb/day for daily, ton/yr for annual) and GHGs (lb/day for daily, MT/yr for annual)

Equipment Type	TOG	ROG	NOx	CO	SO2	PM10E	PM10D	PM10T	PM2.5E	PM2.5D	PM2.5T	BCO2	NBCO2	CO2T	CH4	N2O	R	CO2e
Daily, Summer (Max)	—	—	—	—	—	—	—	—	—	—	—	—	—	—	—	—	—	—
Total	—	—	—	—	—	—	—	—	—	—	—	—	—	—	—	—	—	—

Daily, Winter (Max)	—	—	—	—	—	—	—	—	—	—	—	—	—	—	—	—	—	—
Total	—	—	—	—	—	—	—	—	—	—	—	—	—	—	—	—	—	—
Annual	—	—	—	—	—	—	—	—	—	—	—	—	—	—	—	—	—	—
Total	—	—	—	—	—	—	—	—	—	—	—	—	—	—	—	—	—	—

4.9.2. Mitigated

Criteria Pollutants (lb/day for daily, ton/yr for annual) and GHGs (lb/day for daily, MT/yr for annual)

Equipment Type	TOG	ROG	NOx	CO	SO2	PM10E	PM10D	PM10T	PM2.5E	PM2.5D	PM2.5T	BCO2	NBCO2	CO2T	CH4	N2O	R	CO2e
Daily, Summer (Max)	—	—	—	—	—	—	—	—	—	—	—	—	—	—	—	—	—	—
Total	—	—	—	—	—	—	—	—	—	—	—	—	—	—	—	—	—	—
Daily, Winter (Max)	—	—	—	—	—	—	—	—	—	—	—	—	—	—	—	—	—	—
Total	—	—	—	—	—	—	—	—	—	—	—	—	—	—	—	—	—	—
Annual	—	—	—	—	—	—	—	—	—	—	—	—	—	—	—	—	—	—
Total	—	—	—	—	—	—	—	—	—	—	—	—	—	—	—	—	—	—

4.10. Soil Carbon Accumulation By Vegetation Type

4.10.1. Soil Carbon Accumulation By Vegetation Type - Unmitigated

Criteria Pollutants (lb/day for daily, ton/yr for annual) and GHGs (lb/day for daily, MT/yr for annual)

Vegetation	TOG	ROG	NOx	CO	SO2	PM10E	PM10D	PM10T	PM2.5E	PM2.5D	PM2.5T	BCO2	NBCO2	CO2T	CH4	N2O	R	CO2e
Daily, Summer (Max)	—	—	—	—	—	—	—	—	—	—	—	—	—	—	—	—	—	—

Total	—	—	—	—	—	—	—	—	—	—	—	—	—	—	—	—	—	—
Daily, Winter (Max)	—	—	—	—	—	—	—	—	—	—	—	—	—	—	—	—	—	—
Total	—	—	—	—	—	—	—	—	—	—	—	—	—	—	—	—	—	—
Annual	—	—	—	—	—	—	—	—	—	—	—	—	—	—	—	—	—	—
Total	—	—	—	—	—	—	—	—	—	—	—	—	—	—	—	—	—	—

4.10.2. Above and Belowground Carbon Accumulation by Land Use Type - Unmitigated

Criteria Pollutants (lb/day for daily, ton/yr for annual) and GHGs (lb/day for daily, MT/yr for annual)

Land Use	TOG	ROG	NOx	CO	SO2	PM10E	PM10D	PM10T	PM2.5E	PM2.5D	PM2.5T	BCO2	NBCO2	CO2T	CH4	N2O	R	CO2e
Daily, Summer (Max)	—	—	—	—	—	—	—	—	—	—	—	—	—	—	—	—	—	—
Total	—	—	—	—	—	—	—	—	—	—	—	—	—	—	—	—	—	—
Daily, Winter (Max)	—	—	—	—	—	—	—	—	—	—	—	—	—	—	—	—	—	—
Total	—	—	—	—	—	—	—	—	—	—	—	—	—	—	—	—	—	—
Annual	—	—	—	—	—	—	—	—	—	—	—	—	—	—	—	—	—	—
Total	—	—	—	—	—	—	—	—	—	—	—	—	—	—	—	—	—	—

4.10.3. Avoided and Sequestered Emissions by Species - Unmitigated

Criteria Pollutants (lb/day for daily, ton/yr for annual) and GHGs (lb/day for daily, MT/yr for annual)

Species	TOG	ROG	NOx	CO	SO2	PM10E	PM10D	PM10T	PM2.5E	PM2.5D	PM2.5T	BCO2	NBCO2	CO2T	CH4	N2O	R	CO2e
Daily, Summer (Max)	—	—	—	—	—	—	—	—	—	—	—	—	—	—	—	—	—	—
Avoided	—	—	—	—	—	—	—	—	—	—	—	—	—	—	—	—	—	—
Subtotal	—	—	—	—	—	—	—	—	—	—	—	—	—	—	—	—	—	—

Sequest	—	—	—	—	—	—	—	—	—	—	—	—	—	—	—	—	—	—
Subtotal	—	—	—	—	—	—	—	—	—	—	—	—	—	—	—	—	—	—
Removed	—	—	—	—	—	—	—	—	—	—	—	—	—	—	—	—	—	—
Subtotal	—	—	—	—	—	—	—	—	—	—	—	—	—	—	—	—	—	—
—	—	—	—	—	—	—	—	—	—	—	—	—	—	—	—	—	—	—
Daily, Winter (Max)	—	—	—	—	—	—	—	—	—	—	—	—	—	—	—	—	—	—
Avoided	—	—	—	—	—	—	—	—	—	—	—	—	—	—	—	—	—	—
Subtotal	—	—	—	—	—	—	—	—	—	—	—	—	—	—	—	—	—	—
Sequestered	—	—	—	—	—	—	—	—	—	—	—	—	—	—	—	—	—	—
Subtotal	—	—	—	—	—	—	—	—	—	—	—	—	—	—	—	—	—	—
Removed	—	—	—	—	—	—	—	—	—	—	—	—	—	—	—	—	—	—
Subtotal	—	—	—	—	—	—	—	—	—	—	—	—	—	—	—	—	—	—
—	—	—	—	—	—	—	—	—	—	—	—	—	—	—	—	—	—	—
Annual	—	—	—	—	—	—	—	—	—	—	—	—	—	—	—	—	—	—
Avoided	—	—	—	—	—	—	—	—	—	—	—	—	—	—	—	—	—	—
Subtotal	—	—	—	—	—	—	—	—	—	—	—	—	—	—	—	—	—	—
Sequestered	—	—	—	—	—	—	—	—	—	—	—	—	—	—	—	—	—	—
Subtotal	—	—	—	—	—	—	—	—	—	—	—	—	—	—	—	—	—	—
Removed	—	—	—	—	—	—	—	—	—	—	—	—	—	—	—	—	—	—
Subtotal	—	—	—	—	—	—	—	—	—	—	—	—	—	—	—	—	—	—
—	—	—	—	—	—	—	—	—	—	—	—	—	—	—	—	—	—	—

4.10.4. Soil Carbon Accumulation By Vegetation Type - Mitigated

Criteria Pollutants (lb/day for daily, ton/yr for annual) and GHGs (lb/day for daily, MT/yr for annual)

Vegetati	TOG	ROG	NOx	CO	SO2	PM10E	PM10D	PM10T	PM2.5E	PM2.5D	PM2.5T	BCO2	NBCO2	CO2T	CH4	N2O	R	CO2e
Daily, Summer (Max)	—	—	—	—	—	—	—	—	—	—	—	—	—	—	—	—	—	—
Total	—	—	—	—	—	—	—	—	—	—	—	—	—	—	—	—	—	—
Daily, Winter (Max)	—	—	—	—	—	—	—	—	—	—	—	—	—	—	—	—	—	—
Total	—	—	—	—	—	—	—	—	—	—	—	—	—	—	—	—	—	—
Annual	—	—	—	—	—	—	—	—	—	—	—	—	—	—	—	—	—	—
Total	—	—	—	—	—	—	—	—	—	—	—	—	—	—	—	—	—	—

4.10.5. Above and Belowground Carbon Accumulation by Land Use Type - Mitigated

Criteria Pollutants (lb/day for daily, ton/yr for annual) and GHGs (lb/day for daily, MT/yr for annual)

Land Use	TOG	ROG	NOx	CO	SO2	PM10E	PM10D	PM10T	PM2.5E	PM2.5D	PM2.5T	BCO2	NBCO2	CO2T	CH4	N2O	R	CO2e
Daily, Summer (Max)	—	—	—	—	—	—	—	—	—	—	—	—	—	—	—	—	—	—
Total	—	—	—	—	—	—	—	—	—	—	—	—	—	—	—	—	—	—
Daily, Winter (Max)	—	—	—	—	—	—	—	—	—	—	—	—	—	—	—	—	—	—
Total	—	—	—	—	—	—	—	—	—	—	—	—	—	—	—	—	—	—
Annual	—	—	—	—	—	—	—	—	—	—	—	—	—	—	—	—	—	—
Total	—	—	—	—	—	—	—	—	—	—	—	—	—	—	—	—	—	—

4.10.6. Avoided and Sequestered Emissions by Species - Mitigated

Criteria Pollutants (lb/day for daily, ton/yr for annual) and GHGs (lb/day for daily, MT/yr for annual)

Species	TOG	ROG	NOx	CO	SO2	PM10E	PM10D	PM10T	PM2.5E	PM2.5D	PM2.5T	BCO2	NBCO2	CO2T	CH4	N2O	R	CO2e

Daily, Summer (Max)	—	—	—	—	—	—	—	—	—	—	—	—	—	—	—	—	—	—
Avoided	—	—	—	—	—	—	—	—	—	—	—	—	—	—	—	—	—	—
Subtotal	—	—	—	—	—	—	—	—	—	—	—	—	—	—	—	—	—	—
Sequestered	—	—	—	—	—	—	—	—	—	—	—	—	—	—	—	—	—	—
Subtotal	—	—	—	—	—	—	—	—	—	—	—	—	—	—	—	—	—	—
Removed	—	—	—	—	—	—	—	—	—	—	—	—	—	—	—	—	—	—
Subtotal	—	—	—	—	—	—	—	—	—	—	—	—	—	—	—	—	—	—
—	—	—	—	—	—	—	—	—	—	—	—	—	—	—	—	—	—	—
Daily, Winter (Max)	—	—	—	—	—	—	—	—	—	—	—	—	—	—	—	—	—	—
Avoided	—	—	—	—	—	—	—	—	—	—	—	—	—	—	—	—	—	—
Subtotal	—	—	—	—	—	—	—	—	—	—	—	—	—	—	—	—	—	—
Sequestered	—	—	—	—	—	—	—	—	—	—	—	—	—	—	—	—	—	—
Subtotal	—	—	—	—	—	—	—	—	—	—	—	—	—	—	—	—	—	—
Removed	—	—	—	—	—	—	—	—	—	—	—	—	—	—	—	—	—	—
Subtotal	—	—	—	—	—	—	—	—	—	—	—	—	—	—	—	—	—	—
—	—	—	—	—	—	—	—	—	—	—	—	—	—	—	—	—	—	—
Annual	—	—	—	—	—	—	—	—	—	—	—	—	—	—	—	—	—	—
Avoided	—	—	—	—	—	—	—	—	—	—	—	—	—	—	—	—	—	—
Subtotal	—	—	—	—	—	—	—	—	—	—	—	—	—	—	—	—	—	—
Sequestered	—	—	—	—	—	—	—	—	—	—	—	—	—	—	—	—	—	—
Subtotal	—	—	—	—	—	—	—	—	—	—	—	—	—	—	—	—	—	—
Removed	—	—	—	—	—	—	—	—	—	—	—	—	—	—	—	—	—	—

Subtotal	—	—	—	—	—	—	—	—	—	—	—	—	—	—	—	—	—	—
—	—	—	—	—	—	—	—	—	—	—	—	—	—	—	—	—	—	—

5. Activity Data

5.1. Construction Schedule

Phase Name	Phase Type	Start Date	End Date	Days Per Week	Work Days per Phase	Phase Description
Demolition	Demolition	3/1/2026	3/19/2026	5.00	14.0	—
Site Preparation	Site Preparation	3/20/2026	7/23/2026	5.00	90.0	—
Grading	Grading	7/24/2026	9/3/2026	5.00	30.0	—
Building Construction	Building Construction	9/4/2026	11/5/2027	5.00	306	—
Paving	Paving	9/25/2027	11/5/2027	5.00	30.0	—
Architectural Coating	Architectural Coating	9/25/2027	11/5/2027	5.00	30.0	—

5.2. Off-Road Equipment

5.2.1. Unmitigated

Phase Name	Equipment Type	Fuel Type	Engine Tier	Number per Day	Hours Per Day	Horsepower	Load Factor
Demolition	Rubber Tired Dozers	Diesel	Average	2.00	8.00	367	0.40
Demolition	Excavators	Diesel	Average	3.00	8.00	36.0	0.38
Demolition	Concrete/Industrial Saws	Diesel	Average	1.00	8.00	33.0	0.73
Site Preparation	Rubber Tired Dozers	Diesel	Average	3.00	8.00	367	0.40
Site Preparation	Tractors/Loaders/Backhoes	Diesel	Average	4.00	8.00	84.0	0.37
Grading	Graders	Diesel	Average	1.00	8.00	148	0.41
Grading	Excavators	Diesel	Average	1.00	8.00	36.0	0.38
Grading	Tractors/Loaders/Backhoes	Diesel	Average	3.00	8.00	84.0	0.37

Grading	Rubber Tired Dozers	Diesel	Average	1.00	8.00	367	0.40
Building Construction	Forklifts	Diesel	Average	3.00	8.00	82.0	0.20
Building Construction	Generator Sets	Diesel	Average	1.00	8.00	14.0	0.74
Building Construction	Cranes	Diesel	Average	1.00	7.00	367	0.29
Building Construction	Welders	Diesel	Average	1.00	8.00	46.0	0.45
Building Construction	Tractors/Loaders/Backhoes	Diesel	Average	3.00	7.00	84.0	0.37
Paving	Pavers	Diesel	Average	2.00	8.00	81.0	0.42
Paving	Paving Equipment	Diesel	Average	2.00	8.00	89.0	0.36
Paving	Rollers	Diesel	Average	2.00	8.00	36.0	0.38
Architectural Coating	Air Compressors	Diesel	Average	1.00	6.00	37.0	0.48

5.2.2. Mitigated

Phase Name	Equipment Type	Fuel Type	Engine Tier	Number per Day	Hours Per Day	Horsepower	Load Factor
Demolition	Rubber Tired Dozers	Diesel	Tier 4 Final	2.00	8.00	367	0.40
Demolition	Excavators	Diesel	Tier 4 Final	3.00	8.00	36.0	0.38
Demolition	Concrete/Industrial Saws	Diesel	Tier 4 Final	1.00	8.00	33.0	0.73
Site Preparation	Rubber Tired Dozers	Diesel	Tier 4 Final	3.00	8.00	367	0.40
Site Preparation	Tractors/Loaders/Backhoes	Diesel	Tier 4 Final	4.00	8.00	84.0	0.37
Grading	Graders	Diesel	Tier 4 Final	1.00	8.00	148	0.41
Grading	Excavators	Diesel	Tier 4 Final	1.00	8.00	36.0	0.38
Grading	Tractors/Loaders/Backhoes	Diesel	Tier 4 Final	3.00	8.00	84.0	0.37
Grading	Rubber Tired Dozers	Diesel	Tier 4 Final	1.00	8.00	367	0.40
Building Construction	Forklifts	Diesel	Tier 4 Final	3.00	8.00	82.0	0.20
Building Construction	Generator Sets	Diesel	Average	1.00	8.00	14.0	0.74
Building Construction	Cranes	Diesel	Tier 4 Final	1.00	7.00	367	0.29

Building Construction	Welders	Diesel	Tier 4 Final	1.00	8.00	46.0	0.45
Building Construction	Tractors/Loaders/Backhoes	Diesel	Tier 4 Final	3.00	7.00	84.0	0.37
Paving	Pavers	Diesel	Tier 4 Final	2.00	8.00	81.0	0.42
Paving	Paving Equipment	Diesel	Tier 4 Final	2.00	8.00	89.0	0.36
Paving	Rollers	Diesel	Tier 4 Final	2.00	8.00	36.0	0.38
Architectural Coating	Air Compressors	Diesel	Tier 4 Final	1.00	6.00	37.0	0.48

5.3. Construction Vehicles

5.3.1. Unmitigated

Phase Name	Trip Type	One-Way Trips per Day	Miles per Trip	Vehicle Mix
Demolition	—	—	—	—
Demolition	Worker	15.0	18.5	LDA,LDT1,LDT2
Demolition	Vendor	0.00	10.2	HHDT,MHDT
Demolition	Hauling	4.71	17.6	HHDT
Demolition	Onsite truck	0.00	—	HHDT
Site Preparation	—	—	—	—
Site Preparation	Worker	17.5	18.5	LDA,LDT1,LDT2
Site Preparation	Vendor	0.00	10.2	HHDT,MHDT
Site Preparation	Hauling	0.00	20.0	HHDT
Site Preparation	Onsite truck	0.00	—	HHDT
Grading	—	—	—	—
Grading	Worker	15.0	18.5	LDA,LDT1,LDT2
Grading	Vendor	0.00	10.2	HHDT,MHDT
Grading	Hauling	70.8	17.6	HHDT
Grading	Onsite truck	0.00	—	HHDT
Building Construction	—	—	—	—
Building Construction	Worker	68.5	18.5	LDA,LDT1,LDT2

Building Construction	Vendor	10.7	10.2	HHDT,MHDT
Building Construction	Hauling	0.00	20.0	HHDT
Building Construction	Onsite truck	0.00	—	HHDT
Paving	—	—	—	—
Paving	Worker	15.0	18.5	LDA,LDT1,LDT2
Paving	Vendor	0.00	10.2	HHDT,MHDT
Paving	Hauling	0.00	20.0	HHDT
Paving	Onsite truck	0.00	—	HHDT
Architectural Coating	—	—	—	—
Architectural Coating	Worker	13.7	18.5	LDA,LDT1,LDT2
Architectural Coating	Vendor	0.00	10.2	HHDT,MHDT
Architectural Coating	Hauling	0.00	20.0	HHDT
Architectural Coating	Onsite truck	0.00	—	HHDT

5.3.2. Mitigated

Phase Name	Trip Type	One-Way Trips per Day	Miles per Trip	Vehicle Mix
Demolition	—	—	—	—
Demolition	Worker	15.0	18.5	LDA,LDT1,LDT2
Demolition	Vendor	0.00	10.2	HHDT,MHDT
Demolition	Hauling	4.71	17.6	HHDT
Demolition	Onsite truck	0.00	—	HHDT
Site Preparation	—	—	—	—
Site Preparation	Worker	17.5	18.5	LDA,LDT1,LDT2
Site Preparation	Vendor	0.00	10.2	HHDT,MHDT
Site Preparation	Hauling	0.00	20.0	HHDT
Site Preparation	Onsite truck	0.00	—	HHDT
Grading	—	—	—	—
Grading	Worker	15.0	18.5	LDA,LDT1,LDT2

Grading	Vendor	0.00	10.2	HHDT,MHDT
Grading	Hauling	70.8	17.6	HHDT
Grading	Onsite truck	0.00	—	HHDT
Building Construction	—	—	—	—
Building Construction	Worker	68.5	18.5	LDA,LDT1,LDT2
Building Construction	Vendor	10.7	10.2	HHDT,MHDT
Building Construction	Hauling	0.00	20.0	HHDT
Building Construction	Onsite truck	0.00	—	HHDT
Paving	—	—	—	—
Paving	Worker	15.0	18.5	LDA,LDT1,LDT2
Paving	Vendor	0.00	10.2	HHDT,MHDT
Paving	Hauling	0.00	20.0	HHDT
Paving	Onsite truck	0.00	—	HHDT
Architectural Coating	—	—	—	—
Architectural Coating	Worker	13.7	18.5	LDA,LDT1,LDT2
Architectural Coating	Vendor	0.00	10.2	HHDT,MHDT
Architectural Coating	Hauling	0.00	20.0	HHDT
Architectural Coating	Onsite truck	0.00	—	HHDT

5.4. Vehicles

5.4.1. Construction Vehicle Control Strategies

Non-applicable. No control strategies activated by user.

5.5. Architectural Coatings

Phase Name	Residential Interior Area Coated (sq ft)	Residential Exterior Area Coated (sq ft)	Non-Residential Interior Area Coated (sq ft)	Non-Residential Exterior Area Coated (sq ft)	Parking Area Coated (sq ft)
Architectural Coating	196,530	65,510	8,171	2,724	5,227

5.6. Dust Mitigation

5.6.1. Construction Earthmoving Activities

Phase Name	Material Imported (Cubic Yards)	Material Exported (Cubic Yards)	Acres Graded (acres)	Material Demolished (Building Square Footage)	Acres Paved (acres)
Demolition	0.00	0.00	0.00	5,700	—
Site Preparation	0.00	0.00	15.0	0.00	—
Grading	17,000	0.00	90.0	0.00	—
Paving	0.00	0.00	0.00	0.00	2.00

5.6.2. Construction Earthmoving Control Strategies

Control Strategies Applied	Frequency (per day)	PM10 Reduction	PM2.5 Reduction
Water Exposed Area	2	61%	61%
Water Demolished Area	2	36%	36%

5.7. Construction Paving

Land Use	Area Paved (acres)	% Asphalt
Apartments Mid Rise	—	0%
Parking Lot	2.00	100%
Health Club	0.00	0%
Industrial Park	0.00	0%

5.8. Construction Electricity Consumption and Emissions Factors

kWh per Year and Emission Factor (lb/MWh)

Year	kWh per Year	CO2	CH4	N2O
2026	0.00	346	0.03	< 0.005
2027	0.00	346	0.03	< 0.005

5.9. Operational Mobile Sources

5.9.1. Unmitigated

Land Use Type	Trips/Weekday	Trips/Saturday	Trips/Sunday	Trips/Year	VMT/Weekday	VMT/Saturday	VMT/Sunday	VMT/Year
Apartments Mid Rise	443	443	443	161,520	4,778	4,778	4,778	1,743,888
Parking Lot	0.00	0.00	0.00	0.00	0.00	0.00	0.00	0.00
Health Club	0.00	0.00	0.00	0.00	0.00	0.00	0.00	0.00
Industrial Park	0.00	0.00	0.00	0.00	0.00	0.00	0.00	0.00

5.9.2. Mitigated

Land Use Type	Trips/Weekday	Trips/Saturday	Trips/Sunday	Trips/Year	VMT/Weekday	VMT/Saturday	VMT/Sunday	VMT/Year
Apartments Mid Rise	443	443	443	161,520	4,778	4,778	4,778	1,743,888
Parking Lot	0.00	0.00	0.00	0.00	0.00	0.00	0.00	0.00
Health Club	0.00	0.00	0.00	0.00	0.00	0.00	0.00	0.00
Industrial Park	0.00	0.00	0.00	0.00	0.00	0.00	0.00	0.00

5.10. Operational Area Sources

5.10.1. Hearths

5.10.1.1. Unmitigated

Hearth Type	Unmitigated (number)
Apartments Mid Rise	—
Wood Fireplaces	0
Gas Fireplaces	0
Propane Fireplaces	0
Electric Fireplaces	0

No Fireplaces	92
Conventional Wood Stoves	0
Catalytic Wood Stoves	0
Non-Catalytic Wood Stoves	0
Pellet Wood Stoves	0

5.10.1.2. Mitigated

Hearth Type	Unmitigated (number)
Apartments Mid Rise	—
Wood Fireplaces	0
Gas Fireplaces	0
Propane Fireplaces	0
Electric Fireplaces	0
No Fireplaces	92
Conventional Wood Stoves	0
Catalytic Wood Stoves	0
Non-Catalytic Wood Stoves	0
Pellet Wood Stoves	0

5.10.2. Architectural Coatings

Residential Interior Area Coated (sq ft)	Residential Exterior Area Coated (sq ft)	Non-Residential Interior Area Coated (sq ft)	Non-Residential Exterior Area Coated (sq ft)	Parking Area Coated (sq ft)
196530.3	65,510	8,171	2,724	5,227

5.10.3. Landscape Equipment

Season	Unit	Value
Snow Days	day/yr	0.00

Summer Days	day/yr	180

5.10.4. Landscape Equipment - Mitigated

Season	Unit	Value
Snow Days	day/yr	0.00
Summer Days	day/yr	180

5.11. Operational Energy Consumption

5.11.1. Unmitigated

Electricity (kWh/yr) and CO2 and CH4 and N2O and Natural Gas (kBTU/yr)

Land Use	Electricity (kWh/yr)	CO2	CH4	N2O	Natural Gas (kBTU/yr)
Apartments Mid Rise	682,223	532	0.0330	0.0040	0.00
Parking Lot	76,317	532	0.0330	0.0040	0.00
Health Club	104,852	532	0.0330	0.0040	0.00
Industrial Park	16,211	532	0.0330	0.0040	0.00

5.11.2. Mitigated

Electricity (kWh/yr) and CO2 and CH4 and N2O and Natural Gas (kBTU/yr)

Land Use	Electricity (kWh/yr)	CO2	CH4	N2O	Natural Gas (kBTU/yr)
Apartments Mid Rise	682,223	532	0.0330	0.0040	0.00
Parking Lot	76,317	532	0.0330	0.0040	0.00
Health Club	104,852	532	0.0330	0.0040	0.00
Industrial Park	16,211	532	0.0330	0.0040	0.00

5.12. Operational Water and Wastewater Consumption

5.12.1. Unmitigated

Land Use	Indoor Water (gal/year)	Outdoor Water (gal/year)
Apartments Mid Rise	3,487,115	956,076
Parking Lot	0.00	0.00
Health Club	284,479	0.00
Industrial Park	147,306	0.00

5.12.2. Mitigated

Land Use	Indoor Water (gal/year)	Outdoor Water (gal/year)
Apartments Mid Rise	3,487,115	956,076
Parking Lot	0.00	0.00
Health Club	284,479	0.00
Industrial Park	147,306	0.00

5.13. Operational Waste Generation

5.13.1. Unmitigated

Land Use	Waste (ton/year)	Cogeneration (kWh/year)
Apartments Mid Rise	68.1	—
Parking Lot	0.00	—
Health Club	27.4	—
Industrial Park	0.79	—

5.13.2. Mitigated

Land Use	Waste (ton/year)	Cogeneration (kWh/year)
Apartments Mid Rise	68.1	—
Parking Lot	0.00	—
Health Club	27.4	—

Industrial Park	0.79	—

5.14. Operational Refrigeration and Air Conditioning Equipment

5.14.1. Unmitigated

Land Use Type	Equipment Type	Refrigerant	GWP	Quantity (kg)	Operations Leak Rate	Service Leak Rate	Times Serviced
Apartments Mid Rise	Average room A/C & Other residential A/C and heat pumps	R-410A	2,088	< 0.005	2.50	2.50	10.0
Apartments Mid Rise	Household refrigerators and/or freezers	R-134a	1,430	0.12	0.60	0.00	1.00
Health Club	Other commercial A/C and heat pumps	R-410A	2,088	< 0.005	4.00	4.00	18.0
Health Club	Stand-alone retail refrigerators and freezers	R-134a	1,430	0.04	1.00	0.00	1.00
Industrial Park	Other commercial A/C and heat pumps	R-410A	2,088	0.30	4.00	4.00	18.0

5.14.2. Mitigated

Land Use Type	Equipment Type	Refrigerant	GWP	Quantity (kg)	Operations Leak Rate	Service Leak Rate	Times Serviced
Apartments Mid Rise	Average room A/C & Other residential A/C and heat pumps	R-410A	2,088	< 0.005	2.50	2.50	10.0
Apartments Mid Rise	Household refrigerators and/or freezers	R-134a	1,430	0.12	0.60	0.00	1.00
Health Club	Other commercial A/C and heat pumps	R-410A	2,088	< 0.005	4.00	4.00	18.0
Health Club	Stand-alone retail refrigerators and freezers	R-134a	1,430	0.04	1.00	0.00	1.00

Industrial Park	Other commercial A/C and heat pumps	R-410A	2,088	0.30	4.00	4.00	18.0

5.15. Operational Off-Road Equipment

5.15.1. Unmitigated

Equipment Type	Fuel Type	Engine Tier	Number per Day	Hours Per Day	Horsepower	Load Factor

5.15.2. Mitigated

Equipment Type	Fuel Type	Engine Tier	Number per Day	Hours Per Day	Horsepower	Load Factor

5.16. Stationary Sources

5.16.1. Emergency Generators and Fire Pumps

Equipment Type	Fuel Type	Number per Day	Hours per Day	Hours per Year	Horsepower	Load Factor

5.16.2. Process Boilers

Equipment Type	Fuel Type	Number	Boiler Rating (MMBtu/hr)	Daily Heat Input (MMBtu/day)	Annual Heat Input (MMBtu/yr)

5.17. User Defined

Equipment Type	Fuel Type

5.18. Vegetation

5.18.1. Land Use Change

5.18.1.1. Unmitigated

Vegetation Land Use Type	Vegetation Soil Type	Initial Acres	Final Acres

5.18.1.2. Mitigated

Vegetation Land Use Type	Vegetation Soil Type	Initial Acres	Final Acres

5.18.1. Biomass Cover Type

5.18.1.1. Unmitigated

Biomass Cover Type	Initial Acres	Final Acres

5.18.1.2. Mitigated

Biomass Cover Type	Initial Acres	Final Acres

5.18.2. Sequestration

5.18.2.1. Unmitigated

Tree Type	Number	Electricity Saved (kWh/year)	Natural Gas Saved (btu/year)

5.18.2.2. Mitigated

Tree Type	Number	Electricity Saved (kWh/year)	Natural Gas Saved (btu/year)

6. Climate Risk Detailed Report

6.1. Climate Risk Summary

Cal-Adapt midcentury 2040–2059 average projections for four hazards are reported below for your project location. These are under Representation Concentration Pathway (RCP) 8.5 which assumes GHG emissions will continue to rise strongly through 2050 and then plateau around 2100.

Climate Hazard	Result for Project Location	Unit

Temperature and Extreme Heat	15.6	annual days of extreme heat
Extreme Precipitation	8.00	annual days with precipitation above 20 mm
Sea Level Rise	—	meters of inundation depth
Wildfire	49.8	annual hectares burned

Temperature and Extreme Heat data are for grid cell in which your project are located. The projection is based on the 98th historical percentile of daily maximum/minimum temperatures from observed historical data (32 climate model ensemble from Cal-Adapt, 2040–2059 average under RCP 8.5). Each grid cell is 6 kilometers (km) by 6 km, or 3.7 miles (mi) by 3.7 mi.
Extreme Precipitation data are for the grid cell in which your project are located. The threshold of 20 mm is equivalent to about ¾ an inch of rain, which would be light to moderate rainfall if received over a full day or heavy rain if received over a period of 2 to 4 hours. Each grid cell is 6 kilometers (km) by 6 km, or 3.7 miles (mi) by 3.7 mi.
Sea Level Rise data are for the grid cell in which your project are located. The projections are from Radke et al. (2017), as reported in Cal-Adapt (Radke et al., 2017, CEC-500-2017-008), and consider inundation location and depth for the San Francisco Bay, the Sacramento-San Joaquin River Delta and California coast resulting different increments of sea level rise coupled with extreme storm events. Users may select from four scenarios to view the range in potential inundation depth for the grid cell. The four scenarios are: No rise, 0.5 meter, 1.0 meter, 1.41 meters
Wildfire data are for the grid cell in which your project are located. The projections are from UC Davis, as reported in Cal-Adapt (2040–2059 average under RCP 8.5), and consider historical data of climate, vegetation, population density, and large (> 400 ha) fire history. Users may select from four model simulations to view the range in potential wildfire probabilities for the grid cell. The four simulations make different assumptions about expected rainfall and temperature are: Warmer/drier (HadGEM2-ES), Cooler/wetter (CNRM-CM5), Average conditions (CanESM2), Range of different rainfall and temperature possibilities (MIROC5). Each grid cell is 6 kilometers (km) by 6 km, or 3.7 miles (mi) by 3.7 mi.

6.2. Initial Climate Risk Scores

Climate Hazard	Exposure Score	Sensitivity Score	Adaptive Capacity Score	Vulnerability Score
Temperature and Extreme Heat	2	0	0	N/A
Extreme Precipitation	N/A	N/A	N/A	N/A
Sea Level Rise	1	0	0	N/A
Wildfire	1	0	0	N/A
Flooding	N/A	N/A	N/A	N/A
Drought	N/A	N/A	N/A	N/A
Snowpack Reduction	N/A	N/A	N/A	N/A
Air Quality Degradation	0	0	0	N/A

The sensitivity score reflects the extent to which a project would be adversely affected by exposure to a climate hazard. Exposure is rated on a scale of 1 to 5, with a score of 5 representing the greatest exposure.
The adaptive capacity of a project refers to its ability to manage and reduce vulnerabilities from projected climate hazards. Adaptive capacity is rated on a scale of 1 to 5, with a score of 5 representing the greatest ability to adapt.
The overall vulnerability scores are calculated based on the potential impacts and adaptive capacity assessments for each hazard. Scores do not include implementation of climate risk reduction measures.

6.3. Adjusted Climate Risk Scores

Climate Hazard	Exposure Score	Sensitivity Score	Adaptive Capacity Score	Vulnerability Score
Temperature and Extreme Heat	2	1	1	3
Extreme Precipitation	N/A	N/A	N/A	N/A
Sea Level Rise	1	1	1	2
Wildfire	1	1	1	2
Flooding	N/A	N/A	N/A	N/A
Drought	N/A	N/A	N/A	N/A
Snowpack Reduction	N/A	N/A	N/A	N/A
Air Quality Degradation	1	1	1	2

The sensitivity score reflects the extent to which a project would be adversely affected by exposure to a climate hazard. Exposure is rated on a scale of 1 to 5, with a score of 5 representing the greatest exposure.
The adaptive capacity of a project refers to its ability to manage and reduce vulnerabilities from projected climate hazards. Adaptive capacity is rated on a scale of 1 to 5, with a score of 5 representing the greatest ability to adapt.
The overall vulnerability scores are calculated based on the potential impacts and adaptive capacity assessments for each hazard. Scores include implementation of climate risk reduction measures.

6.4. Climate Risk Reduction Measures

7. Health and Equity Details

7.1. CalEnviroScreen 4.0 Scores

The maximum CalEnviroScreen score is 100. A high score (i.e., greater than 50) reflects a higher pollution burden compared to other census tracts in the state.

Indicator	Result for Project Census Tract
Exposure Indicators	—
AQ-Ozone	47.0
AQ-PM	23.4
AQ-DPM	1.77
Drinking Water	65.1
Lead Risk Housing	81.1
Pesticides	60.9
Toxic Releases	17.7

Traffic	22.5
Effect Indicators	—
CleanUp Sites	63.7
Groundwater	66.9
Haz Waste Facilities/Generators	77.2
Impaired Water Bodies	77.3
Solid Waste	59.2
Sensitive Population	—
Asthma	19.1
Cardio-vascular	1.86
Low Birth Weights	20.5
Socioeconomic Factor Indicators	—
Education	62.9
Housing	38.8
Linguistic	—
Poverty	48.0
Unemployment	15.8

7.2. Healthy Places Index Scores

The maximum Health Places Index score is 100. A high score (i.e., greater than 50) reflects healthier community conditions compared to other census tracts in the state.

Indicator	Result for Project Census Tract
Economic	—
Above Poverty	37.91864494
Employed	27.51186963
Median HI	57.38483254
Education	—
Bachelor's or higher	40.20274605
High school enrollment	12.02361093

Preschool enrollment	52.4573335
Transportation	—
Auto Access	80.12318748
Active commuting	59.59194149
Social	—
2-parent households	43.74438599
Voting	53.68920826
Neighborhood	—
Alcohol availability	61.7862184
Park access	49.94225587
Retail density	0.320800719
Supermarket access	11.20236109
Tree canopy	71.98768125
Housing	—
Homeownership	77.53111767
Housing habitability	69.08764276
Low-inc homeowner severe housing cost burden	45.18157321
Low-inc renter severe housing cost burden	59.27114077
Uncrowded housing	37.66200436
Health Outcomes	—
Insured adults	42.12755037
Arthritis	0.0
Asthma ER Admissions	80.4
High Blood Pressure	0.0
Cancer (excluding skin)	0.0
Asthma	0.0
Coronary Heart Disease	0.0
Chronic Obstructive Pulmonary Disease	0.0

Diagnosed Diabetes	0.0
Life Expectancy at Birth	17.7
Cognitively Disabled	22.1
Physically Disabled	34.8
Heart Attack ER Admissions	89.6
Mental Health Not Good	0.0
Chronic Kidney Disease	0.0
Obesity	0.0
Pedestrian Injuries	19.6
Physical Health Not Good	0.0
Stroke	0.0
Health Risk Behaviors	—
Binge Drinking	0.0
Current Smoker	0.0
No Leisure Time for Physical Activity	0.0
Climate Change Exposures	—
Wildfire Risk	67.3
SLR Inundation Area	0.0
Children	44.4
Elderly	64.7
English Speaking	56.2
Foreign-born	34.5
Outdoor Workers	27.5
Climate Change Adaptive Capacity	—
Impervious Surface Cover	89.0
Traffic Density	17.4
Traffic Access	23.0
Other Indices	—

Hardship	70.7
Other Decision Support	—
2016 Voting	61.8

7.3. Overall Health & Equity Scores

Metric	Result for Project Census Tract
CalEnviroScreen 4.0 Score for Project Location (a)	31.0
Healthy Places Index Score for Project Location (b)	44.0
Project Located in a Designated Disadvantaged Community (Senate Bill 535)	No
Project Located in a Low-Income Community (Assembly Bill 1550)	Yes
Project Located in a Community Air Protection Program Community (Assembly Bill 617)	No

a: The maximum CalEnviroScreen score is 100. A high score (i.e., greater than 50) reflects a higher pollution burden compared to other census tracts in the state.
b: The maximum Health Places Index score is 100. A high score (i.e., greater than 50) reflects healthier community conditions compared to other census tracts in the state.

7.4. Health & Equity Measures

No Health & Equity Measures selected.

7.5. Evaluation Scorecard

Health & Equity Evaluation Scorecard not completed.

7.6. Health & Equity Custom Measures

No Health & Equity Custom Measures created.

8. User Changes to Default Data

Screen	Justification
Land Use	Based on Project Description for Phase 1
Construction: Construction Phases	Overlapping building construction with paving and architectural coating.
Construction: Trips and VMT	Demo and grading material would be taken to Toland Road Landfill, located approximately 17.6 miles northeast from of the project site.
Operations: Vehicle Data	Based on project specific traffic study and affordable housing ITE trip rate

Operations: Energy Use	Conversion from Natural gas to 100% electric
Construction: Dust From Material Movement	based on project information - modeled in all 3 grading phases to ensure adequate export

Ventura Ranch Farmworker Housing Complex - Phase 2 Unmitigated Detailed Report

Table of Contents

1. Basic Project Information

1.1. Basic Project Information

1.2. Land Use Types

1.3. User-Selected Emission Reduction Measures by Emissions Sector

2. Emissions Summary

2.1. Construction Emissions Compared Against Thresholds

2.2. Construction Emissions by Year, Unmitigated

2.4. Operations Emissions Compared Against Thresholds

2.5. Operations Emissions by Sector, Unmitigated

3. Construction Emissions Details

3.1. Site Preparation (2028) - Unmitigated

3.3. Grading (2028) - Unmitigated

3.5. Building Construction (2028) - Unmitigated

3.7. Building Construction (2029) - Unmitigated

3.9. Paving (2029) - Unmitigated

3.11. Architectural Coating (2029) - Unmitigated

4. Operations Emissions Details

4.1. Mobile Emissions by Land Use

4.1.1. Unmitigated

4.2. Energy

4.2.1. Electricity Emissions By Land Use - Unmitigated

4.2.3. Natural Gas Emissions By Land Use - Unmitigated

4.3. Area Emissions by Source

4.3.1. Unmitigated

4.4. Water Emissions by Land Use

4.4.1. Unmitigated

4.5. Waste Emissions by Land Use

4.5.1. Unmitigated

4.6. Refrigerant Emissions by Land Use

4.6.1. Unmitigated

4.7. Offroad Emissions By Equipment Type

4.7.1. Unmitigated

4.8. Stationary Emissions By Equipment Type

4.8.1. Unmitigated

4.9. User Defined Emissions By Equipment Type

4.9.1. Unmitigated

4.10. Soil Carbon Accumulation By Vegetation Type

4.10.1. Soil Carbon Accumulation By Vegetation Type - Unmitigated

4.10.2. Above and Belowground Carbon Accumulation by Land Use Type - Unmitigated

4.10.3. Avoided and Sequestered Emissions by Species - Unmitigated

5. Activity Data

5.1. Construction Schedule

5.2. Off-Road Equipment

5.2.1. Unmitigated

5.3. Construction Vehicles

5.3.1. Unmitigated

5.4. Vehicles

5.4.1. Construction Vehicle Control Strategies

5.5. Architectural Coatings

5.6. Dust Mitigation

5.6.1. Construction Earthmoving Activities

5.6.2. Construction Earthmoving Control Strategies

5.7. Construction Paving

5.8. Construction Electricity Consumption and Emissions Factors

5.9. Operational Mobile Sources

5.9.1. Unmitigated

5.10. Operational Area Sources

5.10.1. Hearths

5.10.1.1. Unmitigated

5.10.2. Architectural Coatings

5.10.3. Landscape Equipment

5.11. Operational Energy Consumption

5.11.1. Unmitigated

5.12. Operational Water and Wastewater Consumption

5.12.1. Unmitigated

5.13. Operational Waste Generation

5.13.1. Unmitigated

5.14. Operational Refrigeration and Air Conditioning Equipment

5.14.1. Unmitigated

5.15. Operational Off-Road Equipment

5.15.1. Unmitigated

5.16. Stationary Sources

5.16.1. Emergency Generators and Fire Pumps

5.16.2. Process Boilers

5.17. User Defined

5.18. Vegetation

5.18.1. Land Use Change

5.18.1.1. Unmitigated

5.18.1. Biomass Cover Type

5.18.1.1. Unmitigated

5.18.2. Sequestration

5.18.2.1. Unmitigated

6. Climate Risk Detailed Report

6.1. Climate Risk Summary

6.2. Initial Climate Risk Scores

6.3. Adjusted Climate Risk Scores

6.4. Climate Risk Reduction Measures

7. Health and Equity Details

7.1. CalEnviroScreen 4.0 Scores

7.2. Healthy Places Index Scores

7.3. Overall Health & Equity Scores

7.4. Health & Equity Measures

7.5. Evaluation Scorecard

7.6. Health & Equity Custom Measures

8. User Changes to Default Data

1. Basic Project Information

1.1. Basic Project Information

Data Field	Value
Project Name	Ventura Ranch Farmworker Housing Complex - Phase 2 Unmitigated
Construction Start Date	3/1/2028
Operational Year	2030
Lead Agency	—
Land Use Scale	Project/site
Analysis Level for Defaults	County
Windspeed (m/s)	3.20
Precipitation (days)	2.20
Location	34.3347811676463, -119.28963694784979
County	Ventura
City	Unincorporated
Air District	Ventura County APCD
Air Basin	South Central Coast
TAZ	3405
EDFZ	8
Electric Utility	Southern California Edison
Gas Utility	Southern California Gas
App Version	2022.1.1.30

1.2. Land Use Types

Land Use Subtype	Size	Unit	Lot Acreage	Building Area (sq ft)	Landscape Area (sq ft)	Special Landscape Area (sq ft)	Population	Description
Apartments Mid Rise	104	Dwelling Unit	2.91	109,810	42,684	0.00	313	—

Parking Lot	131	Space	1.40	0.00	0.00	0.00	—	—

1.3. User-Selected Emission Reduction Measures by Emissions Sector

No measures selected

2. Emissions Summary

2.1. Construction Emissions Compared Against Thresholds

Criteria Pollutants (lb/day for daily, ton/yr for annual) and GHGs (lb/day for daily, MT/yr for annual)

Un/Mit.	TOG	ROG	NOx	CO	SO2	PM10E	PM10D	PM10T	PM2.5E	PM2.5D	PM2.5T	BCO2	NBCO2	CO2T	CH4	N2O	R	CO2e
Daily, Summer (Max)	—	—	—	—	—	—	—	—	—	—	—	—	—	—	—	—	—	—
Unmit.	3.68	3.10	27.5	29.3	0.06	1.14	7.89	9.04	1.05	3.99	5.05	—	7,728	7,728	0.22	0.77	9.45	7,971
Daily, Winter (Max)	—	—	—	—	—	—	—	—	—	—	—	—	—	—	—	—	—	—
Unmit.	26.0	25.6	15.9	27.7	0.04	0.49	1.53	2.02	0.45	0.36	0.81	—	5,499	5,499	0.18	0.13	0.12	5,543
Average Daily (Max)	—	—	—	—	—	—	—	—	—	—	—	—	—	—	—	—	—	—
Unmit.	2.93	2.77	10.4	12.3	0.02	0.40	2.52	2.92	0.37	1.18	1.55	—	2,754	2,754	0.09	0.10	0.94	2,787
Annual (Max)	—	—	—	—	—	—	—	—	—	—	—	—	—	—	—	—	—	—
Unmit.	0.53	0.50	1.90	2.24	< 0.005	0.07	0.46	0.53	0.07	0.22	0.28	—	456	456	0.02	0.02	0.16	461

2.2. Construction Emissions by Year, Unmitigated

Criteria Pollutants (lb/day for daily, ton/yr for annual) and GHGs (lb/day for daily, MT/yr for annual)

Year	TOG	ROG	NOx	CO	SO2	PM10E	PM10D	PM10T	PM2.5E	PM2.5D	PM2.5T	BCO2	NBCO2	CO2T	CH4	N2O	R	CO2e
Daily - Summer (Max)	—	—	—	—	—	—	—	—	—	—	—	—	—	—	—	—	—	—

2028	3.68	3.10	27.5	29.3	0.06	1.14	7.89	9.04	1.05	3.99	5.05	—	7,728	7,728	0.22	0.77	9.45	7,971
2029	1.45	1.25	9.16	16.6	0.03	0.28	1.07	1.35	0.26	0.26	0.51	—	3,641	3,641	0.11	0.10	3.32	3,677
Daily - Winter (Max)	—	—	—	—	—	—	—	—	—	—	—	—	—	—	—	—	—	—
2028	1.49	1.28	9.61	16.5	0.03	0.30	1.07	1.38	0.28	0.26	0.53	—	3,625	3,625	0.12	0.10	0.10	3,659
2029	26.0	25.6	15.9	27.7	0.04	0.49	1.53	2.02	0.45	0.36	0.81	—	5,499	5,499	0.18	0.13	0.12	5,543
Average Daily	—	—	—	—	—	—	—	—	—	—	—	—	—	—	—	—	—	—
2028	1.39	1.17	10.4	12.3	0.02	0.40	2.52	2.92	0.37	1.18	1.55	—	2,754	2,754	0.09	0.10	0.74	2,787
2029	2.93	2.77	6.31	11.1	0.02	0.19	0.71	0.90	0.18	0.17	0.34	—	2,415	2,415	0.08	0.07	0.94	2,437
Annual	—	—	—	—	—	—	—	—	—	—	—	—	—	—	—	—	—	—
2028	0.25	0.21	1.90	2.24	< 0.005	0.07	0.46	0.53	0.07	0.22	0.28	—	456	456	0.02	0.02	0.12	461
2029	0.53	0.50	1.15	2.03	< 0.005	0.03	0.13	0.16	0.03	0.03	0.06	—	400	400	0.01	0.01	0.16	403

2.4. Operations Emissions Compared Against Thresholds

Criteria Pollutants (lb/day for daily, ton/yr for annual) and GHGs (lb/day for daily, MT/yr for annual)

Un/Mit.	TOG	ROG	NOx	CO	SO2	PM10E	PM10D	PM10T	PM2.5E	PM2.5D	PM2.5T	BCO2	NBCO2	CO2T	CH4	N2O	R	CO2e
Daily, Summer (Max)	—	—	—	—	—	—	—	—	—	—	—	—	—	—	—	—	—	—
Unmit.	5.07	4.89	1.45	19.9	0.04	0.03	3.81	3.84	0.02	0.97	0.99	49.0	4,458	4,507	5.14	0.18	10.4	4,700
Daily, Winter (Max)	—	—	—	—	—	—	—	—	—	—	—	—	—	—	—	—	—	—
Unmit.	4.52	4.37	1.55	13.7	0.04	0.02	3.81	3.84	0.02	0.97	0.99	49.0	4,311	4,360	5.15	0.19	1.04	4,547
Average Daily (Max)	—	—	—	—	—	—	—	—	—	—	—	—	—	—	—	—	—	—
Unmit.	4.77	4.60	1.55	16.4	0.04	0.02	3.81	3.83	0.02	0.97	0.99	49.0	4,340	4,389	5.15	0.19	4.95	4,578
Annual (Max)	—	—	—	—	—	—	—	—	—	—	—	—	—	—	—	—	—	—

Unmit.	0.87	0.84	0.28	2.99	0.01	< 0.005	0.70	0.70	< 0.005	0.18	0.18	8.11	718	727	0.85	0.03	0.82	758

2.5. Operations Emissions by Sector, Unmitigated

Criteria Pollutants (lb/day for daily, ton/yr for annual) and GHGs (lb/day for daily, MT/yr for annual)

Sector	TOG	ROG	NOx	CO	SO2	PM10E	PM10D	PM10T	PM2.5E	PM2.5D	PM2.5T	BCO2	NBCO2	CO2T	CH4	N2O	R	CO2e
Daily, Summer (Max)	—	—	—	—	—	—	—	—	—	—	—	—	—	—	—	—	—	—
Mobile	1.99	1.84	1.39	14.0	0.04	0.02	3.81	3.84	0.02	0.97	0.99	—	3,831	3,831	0.15	0.15	9.64	3,890
Area	3.09	3.06	0.06	5.92	< 0.005	< 0.005	—	< 0.005	< 0.005	—	< 0.005	0.00	15.8	15.8	< 0.005	< 0.005	—	15.8
Energy	0.00	0.00	0.00	0.00	0.00	0.00	—	0.00	0.00	—	0.00	—	589	589	0.07	0.01	—	594
Water	—	—	—	—	—	—	—	—	—	—	—	7.55	21.7	29.3	0.78	0.02	—	54.3
Waste	—	—	—	—	—	—	—	—	—	—	—	41.4	0.00	41.4	4.14	0.00	—	145
Refrig.	—	—	—	—	—	—	—	—	—	—	—	—	—	—	—	—	0.79	0.79
Total	5.07	4.89	1.45	19.9	0.04	0.03	3.81	3.84	0.02	0.97	0.99	49.0	4,458	4,507	5.14	0.18	10.4	4,700
Daily, Winter (Max)	—	—	—	—	—	—	—	—	—	—	—	—	—	—	—	—	—	—
Mobile	1.97	1.82	1.55	13.7	0.04	0.02	3.81	3.84	0.02	0.97	0.99	—	3,700	3,700	0.16	0.16	0.25	3,753
Area	2.55	2.55	0.00	0.00	0.00	0.00	—	0.00	0.00	—	0.00	0.00	0.00	0.00	0.00	0.00	—	0.00
Energy	0.00	0.00	0.00	0.00	0.00	0.00	—	0.00	0.00	—	0.00	—	589	589	0.07	0.01	—	594
Water	—	—	—	—	—	—	—	—	—	—	—	7.55	21.7	29.3	0.78	0.02	—	54.3
Waste	—	—	—	—	—	—	—	—	—	—	—	41.4	0.00	41.4	4.14	0.00	—	145
Refrig.	—	—	—	—	—	—	—	—	—	—	—	—	—	—	—	—	0.79	0.79
Total	4.52	4.37	1.55	13.7	0.04	0.02	3.81	3.84	0.02	0.97	0.99	49.0	4,311	4,360	5.15	0.19	1.04	4,547
Average Daily	—	—	—	—	—	—	—	—	—	—	—	—	—	—	—	—	—	—
Mobile	1.96	1.80	1.52	13.5	0.04	0.02	3.81	3.83	0.02	0.97	0.99	—	3,721	3,721	0.15	0.16	4.16	3,776
Area	2.81	2.80	0.03	2.92	< 0.005	< 0.005	—	< 0.005	< 0.005	—	< 0.005	0.00	7.78	7.78	< 0.005	< 0.005	—	7.81
Energy	0.00	0.00	0.00	0.00	0.00	0.00	—	0.00	0.00	—	0.00	—	589	589	0.07	0.01	—	594

Water	—	—	—	—	—	—	—	—	—	—	—	7.55	21.7	29.3	0.78	0.02	—	54.3
Waste	—	—	—	—	—	—	—	—	—	—	—	41.4	0.00	41.4	4.14	0.00	—	145
Refrig.	—	—	—	—	—	—	—	—	—	—	—	—	—	—	—	—	0.79	0.79
Total	4.77	4.60	1.55	16.4	0.04	0.02	3.81	3.83	0.02	0.97	0.99	49.0	4,340	4,389	5.15	0.19	4.95	4,578
Annual	—	—	—	—	—	—	—	—	—	—	—	—	—	—	—	—	—	—
Mobile	0.36	0.33	0.28	2.46	0.01	< 0.005	0.70	0.70	< 0.005	0.18	0.18	—	616	616	0.03	0.03	0.69	625
Area	0.51	0.51	< 0.005	0.53	< 0.005	< 0.005	—	< 0.005	< 0.005	—	< 0.005	0.00	1.29	1.29	< 0.005	< 0.005	—	1.29
Energy	0.00	0.00	0.00	0.00	0.00	0.00	—	0.00	0.00	—	0.00	—	97.6	97.6	0.01	< 0.005	—	98.4
Water	—	—	—	—	—	—	—	—	—	—	—	1.25	3.60	4.85	0.13	< 0.005	—	8.99
Waste	—	—	—	—	—	—	—	—	—	—	—	6.86	0.00	6.86	0.69	0.00	—	24.0
Refrig.	—	—	—	—	—	—	—	—	—	—	—	—	—	—	—	—	0.13	0.13
Total	0.87	0.84	0.28	2.99	0.01	< 0.005	0.70	0.70	< 0.005	0.18	0.18	8.11	718	727	0.85	0.03	0.82	758

3. Construction Emissions Details

3.1. Site Preparation (2028) - Unmitigated

Criteria Pollutants (lb/day for daily, ton/yr for annual) and GHGs (lb/day for daily, MT/yr for annual)

Location	TOG	ROG	NOx	CO	SO2	PM10E	PM10D	PM10T	PM2.5E	PM2.5D	PM2.5T	BCO2	NBCO2	CO2T	CH4	N2O	R	CO2e
Onsite	—	—	—	—	—	—	—	—	—	—	—	—	—	—	—	—	—	—
Daily, Summer (Max)	—	—	—	—	—	—	—	—	—	—	—	—	—	—	—	—	—	—
Off-Road Equipment	3.61	3.04	27.5	28.4	0.05	1.14	—	1.14	1.05	—	1.05	—	5,300	5,300	0.21	0.04	—	5,318
Dust From Material Movement	—	—	—	—	—	—	7.67	7.67	—	3.94	3.94	—	—	—	—	—	—	—

Onsite truck	0.00	0.00	0.00	0.00	0.00	0.00	0.00	0.00	0.00	0.00	0.00	—	0.00	0.00	0.00	0.00	0.00	0.00
Daily, Winter (Max)	—	—	—	—	—	—	—	—	—	—	—	—	—	—	—	—	—	—
Average Daily	—	—	—	—	—	—	—	—	—	—	—	—	—	—	—	—	—	—
Off-Road Equipment	0.89	0.75	6.77	6.99	0.01	0.28	—	0.28	0.26	—	0.26	—	1,307	1,307	0.05	0.01	—	1,311
Dust From Material Movement	—	—	—	—	—	—	1.89	1.89	—	0.97	0.97	—	—	—	—	—	—	—
Onsite truck	0.00	0.00	0.00	0.00	0.00	0.00	0.00	0.00	0.00	0.00	0.00	—	0.00	0.00	0.00	0.00	0.00	0.00
Annual	—	—	—	—	—	—	—	—	—	—	—	—	—	—	—	—	—	—
Off-Road Equipment	0.16	0.14	1.24	1.28	< 0.005	0.05	—	0.05	0.05	—	0.05	—	216	216	0.01	< 0.005	—	217
Dust From Material Movement	—	—	—	—	—	—	0.34	0.34	—	0.18	0.18	—	—	—	—	—	—	—
Onsite truck	0.00	0.00	0.00	0.00	0.00	0.00	0.00	0.00	0.00	0.00	0.00	—	0.00	0.00	0.00	0.00	0.00	0.00
Offsite	—	—	—	—	—	—	—	—	—	—	—	—	—	—	—	—	—	—
Daily, Summer (Max)	—	—	—	—	—	—	—	—	—	—	—	—	—	—	—	—	—	—
Worker	0.07	0.07	0.06	0.90	0.00	0.00	0.23	0.23	0.00	0.05	0.05	—	221	221	< 0.005	0.01	0.71	225
Vendor	0.00	0.00	0.00	0.00	0.00	0.00	0.00	0.00	0.00	0.00	0.00	—	0.00	0.00	0.00	0.00	0.00	0.00
Hauling	0.00	0.00	0.00	0.00	0.00	0.00	0.00	0.00	0.00	0.00	0.00	—	0.00	0.00	0.00	0.00	0.00	0.00

Daily, Winter (Max)	—	—	—	—	—	—	—	—	—	—	—	—	—	—	—	—	—	—
Average Daily	—	—	—	—	—	—	—	—	—	—	—	—	—	—	—	—	—	—
Worker	0.02	0.02	0.02	0.20	0.00	0.00	0.06	0.06	0.00	0.01	0.01	—	52.5	52.5	< 0.005	< 0.005	0.07	53.2
Vendor	0.00	0.00	0.00	0.00	0.00	0.00	0.00	0.00	0.00	0.00	0.00	—	0.00	0.00	0.00	0.00	0.00	0.00
Hauling	0.00	0.00	0.00	0.00	0.00	0.00	0.00	0.00	0.00	0.00	0.00	—	0.00	0.00	0.00	0.00	0.00	0.00
Annual	—	—	—	—	—	—	—	—	—	—	—	—	—	—	—	—	—	—
Worker	< 0.005	< 0.005	< 0.005	0.04	0.00	0.00	0.01	0.01	0.00	< 0.005	< 0.005	—	8.70	8.70	< 0.005	< 0.005	0.01	8.81
Vendor	0.00	0.00	0.00	0.00	0.00	0.00	0.00	0.00	0.00	0.00	0.00	—	0.00	0.00	0.00	0.00	0.00	0.00
Hauling	0.00	0.00	0.00	0.00	0.00	0.00	0.00	0.00	0.00	0.00	0.00	—	0.00	0.00	0.00	0.00	0.00	0.00

3.3. Grading (2028) - Unmitigated

Criteria Pollutants (lb/day for daily, ton/yr for annual) and GHGs (lb/day for daily, MT/yr for annual)

Location	TOG	ROG	NOx	CO	SO2	PM10E	PM10D	PM10T	PM2.5E	PM2.5D	PM2.5T	BCO2	NBCO2	CO2T	CH4	N2O	R	CO2e
Onsite	—	—	—	—	—	—	—	—	—	—	—	—	—	—	—	—	—	—
Daily, Summer (Max)	—	—	—	—	—	—	—	—	—	—	—	—	—	—	—	—	—	—
Off-Road Equipment	1.86	1.56	13.8	17.3	0.03	0.57	—	0.57	0.52	—	0.52	—	2,961	2,961	0.12	0.02	—	2,971
Dust From Material Movement	—	—	—	—	—	—	2.78	2.78	—	1.34	1.34	—	—	—	—	—	—	—
Onsite truck	0.00	0.00	0.00	0.00	0.00	0.00	0.00	0.00	0.00	0.00	0.00	—	0.00	0.00	0.00	0.00	0.00	0.00
Daily, Winter (Max)	—	—	—	—	—	—	—	—	—	—	—	—	—	—	—	—	—	—

Average Daily	—	—	—	—	—	—	—	—	—	—	—	—	—	—	—	—	—	—
Off-Road Equipment	0.15	0.13	1.13	1.42	< 0.005	0.05	—	0.05	0.04	—	0.04	—	243	243	0.01	< 0.005	—	244
Dust From Material Movement	—	—	—	—	—	—	0.23	0.23	—	0.11	0.11	—	—	—	—	—	—	—
Onsite truck	0.00	0.00	0.00	0.00	0.00	0.00	0.00	0.00	0.00	0.00	0.00	—	0.00	0.00	0.00	0.00	0.00	0.00
Annual	—	—	—	—	—	—	—	—	—	—	—	—	—	—	—	—	—	—
Off-Road Equipment	0.03	0.02	0.21	0.26	< 0.005	0.01	—	0.01	0.01	—	0.01	—	40.3	40.3	< 0.005	< 0.005	—	40.4
Dust From Material Movement	—	—	—	—	—	—	0.04	0.04	—	0.02	0.02	—	—	—	—	—	—	—
Onsite truck	0.00	0.00	0.00	0.00	0.00	0.00	0.00	0.00	0.00	0.00	0.00	—	0.00	0.00	0.00	0.00	0.00	0.00
Offsite	—	—	—	—	—	—	—	—	—	—	—	—	—	—	—	—	—	—
Daily, Summer (Max)	—	—	—	—	—	—	—	—	—	—	—	—	—	—	—	—	—	—
Worker	0.06	0.06	0.05	0.77	0.00	0.00	0.20	0.20	0.00	0.05	0.05	—	190	190	< 0.005	0.01	0.60	192
Vendor	0.00	0.00	0.00	0.00	0.00	0.00	0.00	0.00	0.00	0.00	0.00	—	0.00	0.00	0.00	0.00	0.00	0.00
Hauling	0.20	0.08	5.71	1.49	0.03	0.06	1.28	1.34	0.06	0.36	0.42	—	4,578	4,578	0.08	0.74	8.84	4,808
Daily, Winter (Max)	—	—	—	—	—	—	—	—	—	—	—	—	—	—	—	—	—	—
Average Daily	—	—	—	—	—	—	—	—	—	—	—	—	—	—	—	—	—	—
Worker	< 0.005	< 0.005	< 0.005	0.06	0.00	0.00	0.02	0.02	0.00	< 0.005	< 0.005	—	15.0	15.0	< 0.005	< 0.005	0.02	15.2

Vendor	0.00	0.00	0.00	0.00	0.00	0.00	0.00	0.00	0.00	0.00	0.00	—	0.00	0.00	0.00	0.00	0.00	0.00
Hauling	0.02	0.01	0.49	0.12	< 0.005	0.01	0.11	0.11	0.01	0.03	0.03	—	376	376	0.01	0.06	0.31	395
Annual	—	—	—	—	—	—	—	—	—	—	—	—	—	—	—	—	—	—
Worker	< 0.005	< 0.005	< 0.005	0.01	0.00	0.00	< 0.005	< 0.005	0.00	< 0.005	< 0.005	—	2.48	2.48	< 0.005	< 0.005	< 0.005	2.52
Vendor	0.00	0.00	0.00	0.00	0.00	0.00	0.00	0.00	0.00	0.00	0.00	—	0.00	0.00	0.00	0.00	0.00	0.00
Hauling	< 0.005	< 0.005	0.09	0.02	< 0.005	< 0.005	0.02	0.02	< 0.005	0.01	0.01	—	62.3	62.3	< 0.005	0.01	0.05	65.4

3.5. Building Construction (2028) - Unmitigated

Criteria Pollutants (lb/day for daily, ton/yr for annual) and GHGs (lb/day for daily, MT/yr for annual)

Location	TOG	ROG	NOx	CO	SO2	PM10E	PM10D	PM10T	PM2.5E	PM2.5D	PM2.5T	BCO2	NBCO2	CO2T	CH4	N2O	R	CO2e
Onsite	—	—	—	—	—	—	—	—	—	—	—	—	—	—	—	—	—	—
Daily, Summer (Max)	—	—	—	—	—	—	—	—	—	—	—	—	—	—	—	—	—	—
Off-Road Equipment	1.18	0.99	8.92	12.9	0.02	0.30	—	0.30	0.28	—	0.28	—	2,397	2,397	0.10	0.02	—	2,406
Onsite truck	0.00	0.00	0.00	0.00	0.00	0.00	0.00	0.00	0.00	0.00	0.00	—	0.00	0.00	0.00	0.00	0.00	0.00
Daily, Winter (Max)	—	—	—	—	—	—	—	—	—	—	—	—	—	—	—	—	—	—
Off-Road Equipment	1.18	0.99	8.92	12.9	0.02	0.30	—	0.30	0.28	—	0.28	—	2,397	2,397	0.10	0.02	—	2,406
Onsite truck	0.00	0.00	0.00	0.00	0.00	0.00	0.00	0.00	0.00	0.00	0.00	—	0.00	0.00	0.00	0.00	0.00	0.00
Average Daily	—	—	—	—	—	—	—	—	—	—	—	—	—	—	—	—	—	—

Off-Road Equipment	0.25	0.21	1.87	2.71	< 0.005	0.06	—	0.06	0.06	—	0.06	—	502	502	0.02	< 0.005	—	504
Onsite truck	0.00	0.00	0.00	0.00	0.00	0.00	0.00	0.00	0.00	0.00	0.00	—	0.00	0.00	0.00	0.00	0.00	0.00
Annual	—	—	—	—	—	—	—	—	—	—	—	—	—	—	—	—	—	—
Off-Road Equipment	0.05	0.04	0.34	0.49	< 0.005	0.01	—	0.01	0.01	—	0.01	—	83.1	83.1	< 0.005	< 0.005	—	83.4
Onsite truck	0.00	0.00	0.00	0.00	0.00	0.00	0.00	0.00	0.00	0.00	0.00	—	0.00	0.00	0.00	0.00	0.00	0.00
Offsite	—	—	—	—	—	—	—	—	—	—	—	—	—	—	—	—	—	—
Daily, Summer (Max)	—	—	—	—	—	—	—	—	—	—	—	—	—	—	—	—	—	—
Worker	0.29	0.29	0.26	3.87	0.00	0.00	0.98	0.98	0.00	0.23	0.23	—	947	947	0.01	0.04	3.02	961
Vendor	0.01	0.01	0.37	0.12	< 0.005	< 0.005	0.10	0.10	< 0.005	0.03	0.03	—	322	322	< 0.005	0.05	0.68	337
Hauling	0.00	0.00	0.00	0.00	0.00	0.00	0.00	0.00	0.00	0.00	0.00	—	0.00	0.00	0.00	0.00	0.00	0.00
Daily, Winter (Max)	—	—	—	—	—	—	—	—	—	—	—	—	—	—	—	—	—	—
Worker	0.29	0.28	0.30	3.48	0.00	0.00	0.98	0.98	0.00	0.23	0.23	—	905	905	0.01	0.04	0.08	916
Vendor	0.01	0.01	0.38	0.12	< 0.005	< 0.005	0.10	0.10	< 0.005	0.03	0.03	—	323	323	< 0.005	0.05	0.02	337
Hauling	0.00	0.00	0.00	0.00	0.00	0.00	0.00	0.00	0.00	0.00	0.00	—	0.00	0.00	0.00	0.00	0.00	0.00
Average Daily	—	—	—	—	—	—	—	—	—	—	—	—	—	—	—	—	—	—
Worker	0.06	0.06	0.06	0.73	0.00	0.00	0.20	0.20	0.00	0.05	0.05	—	191	191	< 0.005	0.01	0.27	193
Vendor	< 0.005	< 0.005	0.08	0.03	< 0.005	< 0.005	0.02	0.02	< 0.005	0.01	0.01	—	67.5	67.5	< 0.005	0.01	0.06	70.5
Hauling	0.00	0.00	0.00	0.00	0.00	0.00	0.00	0.00	0.00	0.00	0.00	—	0.00	0.00	0.00	0.00	0.00	0.00
Annual	—	—	—	—	—	—	—	—	—	—	—	—	—	—	—	—	—	—
Worker	0.01	0.01	0.01	0.13	0.00	0.00	0.04	0.04	0.00	0.01	0.01	—	31.6	31.6	< 0.005	< 0.005	0.05	32.0

Vendor	< 0.005	< 0.005	0.01	< 0.005	< 0.005	< 0.005	< 0.005	< 0.005	< 0.005	< 0.005	< 0.005	—	11.2	11.2	< 0.005	< 0.005	0.01	11.7
Hauling	0.00	0.00	0.00	0.00	0.00	0.00	0.00	0.00	0.00	0.00	0.00	—	0.00	0.00	0.00	0.00	0.00	0.00

3.7. Building Construction (2029) - Unmitigated

Criteria Pollutants (lb/day for daily, ton/yr for annual) and GHGs (lb/day for daily, MT/yr for annual)

Location	TOG	ROG	NOx	CO	SO2	PM10E	PM10D	PM10T	PM2.5E	PM2.5D	PM2.5T	BCO2	NBCO2	CO2T	CH4	N2O	R	CO2e
Onsite	—	—	—	—	—	—	—	—	—	—	—	—	—	—	—	—	—	—
Daily, Summer (Max)	—	—	—	—	—	—	—	—	—	—	—	—	—	—	—	—	—	—
Off-Road Equipment	1.15	0.97	8.58	12.9	0.02	0.28	—	0.28	0.25	—	0.25	—	2,397	2,397	0.10	0.02	—	2,405
Onsite truck	0.00	0.00	0.00	0.00	0.00	0.00	0.00	0.00	0.00	0.00	0.00	—	0.00	0.00	0.00	0.00	0.00	0.00
Daily, Winter (Max)	—	—	—	—	—	—	—	—	—	—	—	—	—	—	—	—	—	—
Off-Road Equipment	1.15	0.97	8.58	12.9	0.02	0.28	—	0.28	0.25	—	0.25	—	2,397	2,397	0.10	0.02	—	2,405
Onsite truck	0.00	0.00	0.00	0.00	0.00	0.00	0.00	0.00	0.00	0.00	0.00	—	0.00	0.00	0.00	0.00	0.00	0.00
Average Daily	—	—	—	—	—	—	—	—	—	—	—	—	—	—	—	—	—	—
Off-Road Equipment	0.72	0.60	5.37	8.08	0.01	0.17	—	0.17	0.16	—	0.16	—	1,501	1,501	0.06	0.01	—	1,506
Onsite truck	0.00	0.00	0.00	0.00	0.00	0.00	0.00	0.00	0.00	0.00	0.00	—	0.00	0.00	0.00	0.00	0.00	0.00
Annual	—	—	—	—	—	—	—	—	—	—	—	—	—	—	—	—	—	—

Off-Roa Equipment	0.13	0.11	0.98	1.47	< 0.005	0.03	—	0.03	0.03	—	0.03	—	248	248	0.01	< 0.005	—	249
Onsite truck	0.00	0.00	0.00	0.00	0.00	0.00	0.00	0.00	0.00	0.00	0.00	—	0.00	0.00	0.00	0.00	0.00	0.00
Offsite	—	—	—	—	—	—	—	—	—	—	—	—	—	—	—	—	—	—
Daily, Summer (Max)	—	—	—	—	—	—	—	—	—	—	—	—	—	—	—	—	—	—
Worker	0.28	0.28	0.23	3.62	0.00	0.00	0.98	0.98	0.00	0.23	0.23	—	930	930	0.01	0.04	2.71	944
Vendor	0.01	0.01	0.35	0.11	< 0.005	< 0.005	0.10	0.10	< 0.005	0.03	0.03	—	314	314	< 0.005	0.05	0.60	328
Hauling	0.00	0.00	0.00	0.00	0.00	0.00	0.00	0.00	0.00	0.00	0.00	—	0.00	0.00	0.00	0.00	0.00	0.00
Daily, Winter (Max)	—	—	—	—	—	—	—	—	—	—	—	—	—	—	—	—	—	—
Worker	0.28	0.24	0.30	3.26	0.00	0.00	0.98	0.98	0.00	0.23	0.23	—	889	889	0.01	0.04	0.07	901
Vendor	0.01	0.01	0.36	0.12	< 0.005	< 0.005	0.10	0.10	< 0.005	0.03	0.03	—	314	314	< 0.005	0.05	0.02	328
Hauling	0.00	0.00	0.00	0.00	0.00	0.00	0.00	0.00	0.00	0.00	0.00	—	0.00	0.00	0.00	0.00	0.00	0.00
Average Daily	—	—	—	—	—	—	—	—	—	—	—	—	—	—	—	—	—	—
Worker	0.17	0.15	0.16	2.05	0.00	0.00	0.61	0.61	0.00	0.14	0.14	—	561	561	0.01	0.02	0.73	568
Vendor	0.01	< 0.005	0.23	0.07	< 0.005	< 0.005	0.06	0.06	< 0.005	0.02	0.02	—	196	196	< 0.005	0.03	0.16	205
Hauling	0.00	0.00	0.00	0.00	0.00	0.00	0.00	0.00	0.00	0.00	0.00	—	0.00	0.00	0.00	0.00	0.00	0.00
Annual	—	—	—	—	—	—	—	—	—	—	—	—	—	—	—	—	—	—
Worker	0.03	0.03	0.03	0.37	0.00	0.00	0.11	0.11	0.00	0.03	0.03	—	92.9	92.9	< 0.005	< 0.005	0.12	94.1
Vendor	< 0.005	< 0.005	0.04	0.01	< 0.005	< 0.005	0.01	0.01	< 0.005	< 0.005	< 0.005	—	32.5	32.5	< 0.005	< 0.005	0.03	34.0
Hauling	0.00	0.00	0.00	0.00	0.00	0.00	0.00	0.00	0.00	0.00	0.00	—	0.00	0.00	0.00	0.00	0.00	0.00

3.9. Paving (2029) - Unmitigated

Criteria Pollutants (lb/day for daily, ton/yr for annual) and GHGs (lb/day for daily, MT/yr for annual)

Location	TOG	ROG	NOx	CO	SO2	PM10E	PM10D	PM10T	PM2.5E	PM2.5D	PM2.5T	BCO2	NBCO2	CO2T	CH4	N2O	R	CO2e
Onsite	—	—	—	—	—	—	—	—	—	—	—	—	—	—	—	—	—	—

Daily, Summer (Max)	—	—	—	—	—	—	—	—	—	—	—	—	—	—	—	—	—	—
Daily, Winter (Max)	—	—	—	—	—	—	—	—	—	—	—	—	—	—	—	—	—	—
Off-Road Equipment	0.74	0.62	5.73	8.81	0.01	0.20	—	0.20	0.18	—	0.18	—	1,350	1,350	0.05	0.01	—	1,354
Paving	0.12	0.12	—	—	—	—	—	—	—	—	—	—	—	—	—	—	—	—
Onsite truck	0.00	0.00	0.00	0.00	0.00	0.00	0.00	0.00	0.00	0.00	0.00	—	0.00	0.00	0.00	0.00	0.00	0.00
Average Daily	—	—	—	—	—	—	—	—	—	—	—	—	—	—	—	—	—	—
Off-Road Equipment	0.06	0.05	0.47	0.72	< 0.005	0.02	—	0.02	0.01	—	0.01	—	111	111	< 0.005	< 0.005	—	111
Paving	0.01	0.01	—	—	—	—	—	—	—	—	—	—	—	—	—	—	—	—
Onsite truck	0.00	0.00	0.00	0.00	0.00	0.00	0.00	0.00	0.00	0.00	0.00	—	0.00	0.00	0.00	0.00	0.00	0.00
Annual	—	—	—	—	—	—	—	—	—	—	—	—	—	—	—	—	—	—
Off-Road Equipment	0.01	0.01	0.09	0.13	< 0.005	< 0.005	—	< 0.005	< 0.005	—	< 0.005	—	18.4	18.4	< 0.005	< 0.005	—	18.4
Paving	< 0.005	< 0.005	—	—	—	—	—	—	—	—	—	—	—	—	—	—	—	—
Onsite truck	0.00	0.00	0.00	0.00	0.00	0.00	0.00	0.00	0.00	0.00	0.00	—	0.00	0.00	0.00	0.00	0.00	0.00
Offsite	—	—	—	—	—	—	—	—	—	—	—	—	—	—	—	—	—	—
Daily, Summer (Max)	—	—	—	—	—	—	—	—	—	—	—	—	—	—	—	—	—	—

Daily, Winter (Max)	—	—	—	—	—	—	—	—	—	—	—	—	—	—	—	—	—	—
Worker	0.07	0.07	0.08	0.87	0.00	0.00	0.26	0.26	0.00	0.06	0.06	—	238	238	< 0.005	0.01	0.02	241
Vendor	0.00	0.00	0.00	0.00	0.00	0.00	0.00	0.00	0.00	0.00	0.00	—	0.00	0.00	0.00	0.00	0.00	0.00
Hauling	0.00	0.00	0.00	0.00	0.00	0.00	0.00	0.00	0.00	0.00	0.00	—	0.00	0.00	0.00	0.00	0.00	0.00
Average Daily	—	—	—	—	—	—	—	—	—	—	—	—	—	—	—	—	—	—
Worker	0.01	0.01	0.01	0.07	0.00	0.00	0.02	0.02	0.00	0.01	0.01	—	19.7	19.7	< 0.005	< 0.005	0.03	19.9
Vendor	0.00	0.00	0.00	0.00	0.00	0.00	0.00	0.00	0.00	0.00	0.00	—	0.00	0.00	0.00	0.00	0.00	0.00
Hauling	0.00	0.00	0.00	0.00	0.00	0.00	0.00	0.00	0.00	0.00	0.00	—	0.00	0.00	0.00	0.00	0.00	0.00
Annual	—	—	—	—	—	—	—	—	—	—	—	—	—	—	—	—	—	—
Worker	< 0.005	< 0.005	< 0.005	0.01	0.00	0.00	< 0.005	< 0.005	0.00	< 0.005	< 0.005	—	3.26	3.26	< 0.005	< 0.005	< 0.005	3.30
Vendor	0.00	0.00	0.00	0.00	0.00	0.00	0.00	0.00	0.00	0.00	0.00	—	0.00	0.00	0.00	0.00	0.00	0.00
Hauling	0.00	0.00	0.00	0.00	0.00	0.00	0.00	0.00	0.00	0.00	0.00	—	0.00	0.00	0.00	0.00	0.00	0.00

3.11. Architectural Coating (2029) - Unmitigated

Criteria Pollutants (lb/day for daily, ton/yr for annual) and GHGs (lb/day for daily, MT/yr for annual)

Location	TOG	ROG	NOx	CO	SO2	PM10E	PM10D	PM10T	PM2.5E	PM2.5D	PM2.5T	BCO2	NBCO2	CO2T	CH4	N2O	R	CO2e
Onsite	—	—	—	—	—	—	—	—	—	—	—	—	—	—	—	—	—	—
Daily, Summer (Max)	—	—	—	—	—	—	—	—	—	—	—	—	—	—	—	—	—	—
Daily, Winter (Max)	—	—	—	—	—	—	—	—	—	—	—	—	—	—	—	—	—	—
Off-Road Equipment	0.12	0.10	0.79	1.11	< 0.005	0.01	—	0.01	0.01	—	0.01	—	134	134	0.01	< 0.005	—	134

Architectural Coating	23.5	23.5	—	—	—	—	—	—	—	—	—	—	—	—	—	—	—	—
Onsite truck	0.00	0.00	0.00	0.00	0.00	0.00	0.00	0.00	0.00	0.00	0.00	—	0.00	0.00	0.00	0.00	0.00	0.00
Average Daily	—	—	—	—	—	—	—	—	—	—	—	—	—	—	—	—	—	—
Off-Road Equipment	0.01	0.01	0.07	0.09	< 0.005	< 0.005	—	< 0.005	< 0.005	—	< 0.005	—	11.0	11.0	< 0.005	< 0.005	—	11.0
Architectural Coatings	1.93	1.93	—	—	—	—	—	—	—	—	—	—	—	—	—	—	—	—
Onsite truck	0.00	0.00	0.00	0.00	0.00	0.00	0.00	0.00	0.00	0.00	0.00	—	0.00	0.00	0.00	0.00	0.00	0.00
Annual	—	—	—	—	—	—	—	—	—	—	—	—	—	—	—	—	—	—
Off-Road Equipment	< 0.005	< 0.005	0.01	0.02	< 0.005	< 0.005	—	< 0.005	< 0.005	—	< 0.005	—	1.82	1.82	< 0.005	< 0.005	—	1.82
Architectural Coatings	0.35	0.35	—	—	—	—	—	—	—	—	—	—	—	—	—	—	—	—
Onsite truck	0.00	0.00	0.00	0.00	0.00	0.00	0.00	0.00	0.00	0.00	0.00	—	0.00	0.00	0.00	0.00	0.00	0.00
Offsite	—	—	—	—	—	—	—	—	—	—	—	—	—	—	—	—	—	—
Daily, Summer (Max)	—	—	—	—	—	—	—	—	—	—	—	—	—	—	—	—	—	—
Daily, Winter (Max)	—	—	—	—	—	—	—	—	—	—	—	—	—	—	—	—	—	—
Worker	0.06	0.05	0.06	0.65	0.00	0.00	0.20	0.20	0.00	0.05	0.05	—	178	178	< 0.005	0.01	0.01	180
Vendor	0.00	0.00	0.00	0.00	0.00	0.00	0.00	0.00	0.00	0.00	0.00	—	0.00	0.00	0.00	0.00	0.00	0.00

Hauling	0.00	0.00	0.00	0.00	0.00	0.00	0.00	0.00	0.00	0.00	0.00	—	0.00	0.00	0.00	0.00	0.00	0.00
Average Daily	—	—	—	—	—	—	—	—	—	—	—	—	—	—	—	—	—	—
Worker	< 0.005	< 0.005	< 0.005	0.05	0.00	0.00	0.02	0.02	0.00	< 0.005	< 0.005	—	14.7	14.7	< 0.005	< 0.005	0.02	14.9
Vendor	0.00	0.00	0.00	0.00	0.00	0.00	0.00	0.00	0.00	0.00	0.00	—	0.00	0.00	0.00	0.00	0.00	0.00
Hauling	0.00	0.00	0.00	0.00	0.00	0.00	0.00	0.00	0.00	0.00	0.00	—	0.00	0.00	0.00	0.00	0.00	0.00
Annual	—	—	—	—	—	—	—	—	—	—	—	—	—	—	—	—	—	—
Worker	< 0.005	< 0.005	< 0.005	0.01	0.00	0.00	< 0.005	< 0.005	0.00	< 0.005	< 0.005	—	2.44	2.44	< 0.005	< 0.005	< 0.005	2.47
Vendor	0.00	0.00	0.00	0.00	0.00	0.00	0.00	0.00	0.00	0.00	0.00	—	0.00	0.00	0.00	0.00	0.00	0.00
Hauling	0.00	0.00	0.00	0.00	0.00	0.00	0.00	0.00	0.00	0.00	0.00	—	0.00	0.00	0.00	0.00	0.00	0.00

4. Operations Emissions Details

4.1. Mobile Emissions by Land Use

4.1.1. Unmitigated

Criteria Pollutants (lb/day for daily, ton/yr for annual) and GHGs (lb/day for daily, MT/yr for annual)

Land Use	TOG	ROG	NOx	CO	SO2	PM10E	PM10D	PM10T	PM2.5E	PM2.5D	PM2.5T	BCO2	NBCO2	CO2T	CH4	N2O	R	CO2e
Daily, Summer (Max)	—	—	—	—	—	—	—	—	—	—	—	—	—	—	—	—	—	—
Apartments Mid Rise	1.99	1.84	1.39	14.0	0.04	0.02	3.81	3.84	0.02	0.97	0.99	—	3,831	3,831	0.15	0.15	9.64	3,890
Parking Lot	0.00	0.00	0.00	0.00	0.00	0.00	0.00	0.00	0.00	0.00	0.00	—	0.00	0.00	0.00	0.00	0.00	0.00
Total	1.99	1.84	1.39	14.0	0.04	0.02	3.81	3.84	0.02	0.97	0.99	—	3,831	3,831	0.15	0.15	9.64	3,890
Daily, Winter (Max)	—	—	—	—	—	—	—	—	—	—	—	—	—	—	—	—	—	—

Apartments	1.97	1.82	1.55	13.7	0.04	0.02	3.81	3.84	0.02	0.97	0.99	—	3,700	3,700	0.16	0.16	0.25	3,753
Parking Lot	0.00	0.00	0.00	0.00	0.00	0.00	0.00	0.00	0.00	0.00	0.00	—	0.00	0.00	0.00	0.00	0.00	0.00
Total	1.97	1.82	1.55	13.7	0.04	0.02	3.81	3.84	0.02	0.97	0.99	—	3,700	3,700	0.16	0.16	0.25	3,753
Annual	—	—	—	—	—	—	—	—	—	—	—	—	—	—	—	—	—	—
Apartments Mid Rise	0.36	0.33	0.28	2.46	0.01	< 0.005	0.70	0.70	< 0.005	0.18	0.18	—	616	616	0.03	0.03	0.69	625
Parking Lot	0.00	0.00	0.00	0.00	0.00	0.00	0.00	0.00	0.00	0.00	0.00	—	0.00	0.00	0.00	0.00	0.00	0.00
Total	0.36	0.33	0.28	2.46	0.01	< 0.005	0.70	0.70	< 0.005	0.18	0.18	—	616	616	0.03	0.03	0.69	625

4.2. Energy

4.2.1. Electricity Emissions By Land Use - Unmitigated

Criteria Pollutants (lb/day for daily, ton/yr for annual) and GHGs (lb/day for daily, MT/yr for annual)

Land Use	TOG	ROG	NOx	CO	SO2	PM10E	PM10D	PM10T	PM2.5E	PM2.5D	PM2.5T	BCO2	NBCO2	CO2T	CH4	N2O	R	CO2e
Daily, Summer (Max)	—	—	—	—	—	—	—	—	—	—	—	—	—	—	—	—	—	—
Apartments Mid Rise	—	—	—	—	—	—	—	—	—	—	—	—	551	551	0.07	0.01	—	555
Parking Lot	—	—	—	—	—	—	—	—	—	—	—	—	38.5	38.5	< 0.005	< 0.005	—	38.8
Total	—	—	—	—	—	—	—	—	—	—	—	—	589	589	0.07	0.01	—	594
Daily, Winter (Max)	—	—	—	—	—	—	—	—	—	—	—	—	—	—	—	—	—	—
Apartments Mid Rise	—	—	—	—	—	—	—	—	—	—	—	—	551	551	0.07	0.01	—	555

Parking Lot	—	—	—	—	—	—	—	—	—	—	—	—	38.5	38.5	< 0.005	< 0.005	—	38.8
Total	—	—	—	—	—	—	—	—	—	—	—	—	589	589	0.07	0.01	—	594
Annual	—	—	—	—	—	—	—	—	—	—	—	—	—	—	—	—	—	—
Apartments Mid Rise	—	—	—	—	—	—	—	—	—	—	—	—	91.2	91.2	0.01	< 0.005	—	91.9
Parking Lot	—	—	—	—	—	—	—	—	—	—	—	—	6.37	6.37	< 0.005	< 0.005	—	6.42
Total	—	—	—	—	—	—	—	—	—	—	—	—	97.6	97.6	0.01	< 0.005	—	98.4

4.2.3. Natural Gas Emissions By Land Use - Unmitigated

Criteria Pollutants (lb/day for daily, ton/yr for annual) and GHGs (lb/day for daily, MT/yr for annual)

Land Use	TOG	ROG	NOx	CO	SO2	PM10E	PM10D	PM10T	PM2.5E	PM2.5D	PM2.5T	BCO2	NBCO2	CO2T	CH4	N2O	R	CO2e
Daily, Summer (Max)	—	—	—	—	—	—	—	—	—	—	—	—	—	—	—	—	—	—
Apartments Mid Rise	0.00	0.00	0.00	0.00	0.00	0.00	—	0.00	0.00	—	0.00	—	0.00	0.00	0.00	0.00	—	0.00
Parking Lot	0.00	0.00	0.00	0.00	0.00	0.00	—	0.00	0.00	—	0.00	—	0.00	0.00	0.00	0.00	—	0.00
Total	0.00	0.00	0.00	0.00	0.00	0.00	—	0.00	0.00	—	0.00	—	0.00	0.00	0.00	0.00	—	0.00
Daily, Winter (Max)	—	—	—	—	—	—	—	—	—	—	—	—	—	—	—	—	—	—
Apartments Mid Rise	0.00	0.00	0.00	0.00	0.00	0.00	—	0.00	0.00	—	0.00	—	0.00	0.00	0.00	0.00	—	0.00
Parking Lot	0.00	0.00	0.00	0.00	0.00	0.00	—	0.00	0.00	—	0.00	—	0.00	0.00	0.00	0.00	—	0.00
Total	0.00	0.00	0.00	0.00	0.00	0.00	—	0.00	0.00	—	0.00	—	0.00	0.00	0.00	0.00	—	0.00
Annual	—	—	—	—	—	—	—	—	—	—	—	—	—	—	—	—	—	—

Apartment Mid Rise	0.00	0.00	0.00	0.00	0.00	0.00	—	0.00	0.00	—	0.00	—	0.00	0.00	0.00	0.00	—	0.00
Parking Lot	0.00	0.00	0.00	0.00	0.00	0.00	—	0.00	0.00	—	0.00	—	0.00	0.00	0.00	0.00	—	0.00
Total	0.00	0.00	0.00	0.00	0.00	0.00	—	0.00	0.00	—	0.00	—	0.00	0.00	0.00	0.00	—	0.00

4.3. Area Emissions by Source

4.3.1. Unmitigated

Criteria Pollutants (lb/day for daily, ton/yr for annual) and GHGs (lb/day for daily, MT/yr for annual)

Source	TOG	ROG	NOx	CO	SO2	PM10E	PM10D	PM10T	PM2.5E	PM2.5D	PM2.5T	BCO2	NBCO2	CO2T	CH4	N2O	R	CO2e
Daily, Summer (Max)	—	—	—	—	—	—	—	—	—	—	—	—	—	—	—	—	—	—
Hearths	0.00	0.00	0.00	0.00	0.00	0.00	—	0.00	0.00	—	0.00	0.00	0.00	0.00	0.00	0.00	—	0.00
Consumer Products	2.35	2.35	—	—	—	—	—	—	—	—	—	—	—	—	—	—	—	—
Architectural Coatings	0.19	0.19	—	—	—	—	—	—	—	—	—	—	—	—	—	—	—	—
Landscape Equipment	0.54	0.51	0.06	5.92	< 0.005	< 0.005	—	< 0.005	< 0.005	—	< 0.005	—	15.8	15.8	< 0.005	< 0.005	—	15.8
Total	3.09	3.06	0.06	5.92	< 0.005	< 0.005	—	< 0.005	< 0.005	—	< 0.005	0.00	15.8	15.8	< 0.005	< 0.005	—	15.8
Daily, Winter (Max)	—	—	—	—	—	—	—	—	—	—	—	—	—	—	—	—	—	—
Hearths	0.00	0.00	0.00	0.00	0.00	0.00	—	0.00	0.00	—	0.00	0.00	0.00	0.00	0.00	0.00	—	0.00

Consumer Products	2.35	2.35	—	—	—	—	—	—	—	—	—	—	—	—	—	—	—	—
Architectural Coatings	0.19	0.19	—	—	—	—	—	—	—	—	—	—	—	—	—	—	—	—
Total	2.55	2.55	0.00	0.00	0.00	0.00	—	0.00	0.00	—	0.00	0.00	0.00	0.00	0.00	0.00	—	0.00
Annual	—	—	—	—	—	—	—	—	—	—	—	—	—	—	—	—	—	—
Hearths	0.00	0.00	0.00	0.00	0.00	0.00	—	0.00	0.00	—	0.00	0.00	0.00	0.00	0.00	0.00	—	0.00
Consumer Products	0.43	0.43	—	—	—	—	—	—	—	—	—	—	—	—	—	—	—	—
Architectural Coatings	0.04	0.04	—	—	—	—	—	—	—	—	—	—	—	—	—	—	—	—
Landscape Equipment	0.05	0.05	< 0.005	0.53	< 0.005	< 0.005	—	< 0.005	< 0.005	—	< 0.005	—	1.29	1.29	< 0.005	< 0.005	—	1.29
Total	0.51	0.51	< 0.005	0.53	< 0.005	< 0.005	—	< 0.005	< 0.005	—	< 0.005	0.00	1.29	1.29	< 0.005	< 0.005	—	1.29

4.4. Water Emissions by Land Use

4.4.1. Unmitigated

Criteria Pollutants (lb/day for daily, ton/yr for annual) and GHGs (lb/day for daily, MT/yr for annual)

Land Use	TOG	ROG	NOx	CO	SO2	PM10E	PM10D	PM10T	PM2.5E	PM2.5D	PM2.5T	BCO2	NBCO2	CO2T	CH4	N2O	R	CO2e
Daily, Summer (Max)	—	—	—	—	—	—	—	—	—	—	—	—	—	—	—	—	—	—

Apartments	—	—	—	—	—	—	—	—	—	—	—	7.55	21.7	29.3	0.78	0.02	—	54.3
Parking Lot	—	—	—	—	—	—	—	—	—	—	—	0.00	0.00	0.00	0.00	0.00	—	0.00
Total	—	—	—	—	—	—	—	—	—	—	—	7.55	21.7	29.3	0.78	0.02	—	54.3
Daily, Winter (Max)	—	—	—	—	—	—	—	—	—	—	—	—	—	—	—	—	—	—
Apartments Mid Rise	—	—	—	—	—	—	—	—	—	—	—	7.55	21.7	29.3	0.78	0.02	—	54.3
Parking Lot	—	—	—	—	—	—	—	—	—	—	—	0.00	0.00	0.00	0.00	0.00	—	0.00
Total	—	—	—	—	—	—	—	—	—	—	—	7.55	21.7	29.3	0.78	0.02	—	54.3
Annual	—	—	—	—	—	—	—	—	—	—	—	—	—	—	—	—	—	—
Apartments Mid Rise	—	—	—	—	—	—	—	—	—	—	—	1.25	3.60	4.85	0.13	< 0.005	—	8.99
Parking Lot	—	—	—	—	—	—	—	—	—	—	—	0.00	0.00	0.00	0.00	0.00	—	0.00
Total	—	—	—	—	—	—	—	—	—	—	—	1.25	3.60	4.85	0.13	< 0.005	—	8.99

4.5. Waste Emissions by Land Use

4.5.1. Unmitigated

Criteria Pollutants (lb/day for daily, ton/yr for annual) and GHGs (lb/day for daily, MT/yr for annual)

Land Use	TOG	ROG	NOx	CO	SO2	PM10E	PM10D	PM10T	PM2.5E	PM2.5D	PM2.5T	BCO2	NBCO2	CO2T	CH4	N2O	R	CO2e
Daily, Summer (Max)	—	—	—	—	—	—	—	—	—	—	—	—	—	—	—	—	—	—
Apartments Mid Rise	—	—	—	—	—	—	—	—	—	—	—	41.4	0.00	41.4	4.14	0.00	—	145

Parking Lot	—	—	—	—	—	—	—	—	—	—	—	0.00	0.00	0.00	0.00	0.00	—	0.00
Total	—	—	—	—	—	—	—	—	—	—	—	41.4	0.00	41.4	4.14	0.00	—	145
Daily, Winter (Max)	—	—	—	—	—	—	—	—	—	—	—	—	—	—	—	—	—	—
Apartments Mid Rise	—	—	—	—	—	—	—	—	—	—	—	41.4	0.00	41.4	4.14	0.00	—	145
Parking Lot	—	—	—	—	—	—	—	—	—	—	—	0.00	0.00	0.00	0.00	0.00	—	0.00
Total	—	—	—	—	—	—	—	—	—	—	—	41.4	0.00	41.4	4.14	0.00	—	145
Annual	—	—	—	—	—	—	—	—	—	—	—	—	—	—	—	—	—	—
Apartments Mid Rise	—	—	—	—	—	—	—	—	—	—	—	6.86	0.00	6.86	0.69	0.00	—	24.0
Parking Lot	—	—	—	—	—	—	—	—	—	—	—	0.00	0.00	0.00	0.00	0.00	—	0.00
Total	—	—	—	—	—	—	—	—	—	—	—	6.86	0.00	6.86	0.69	0.00	—	24.0

4.6. Refrigerant Emissions by Land Use

4.6.1. Unmitigated

Criteria Pollutants (lb/day for daily, ton/yr for annual) and GHGs (lb/day for daily, MT/yr for annual)

Land Use	TOG	ROG	NOx	CO	SO2	PM10E	PM10D	PM10T	PM2.5E	PM2.5D	PM2.5T	BCO2	NBCO2	CO2T	CH4	N2O	R	CO2e
Daily, Summer (Max)	—	—	—	—	—	—	—	—	—	—	—	—	—	—	—	—	—	—
Apartments Mid Rise	—	—	—	—	—	—	—	—	—	—	—	—	—	—	—	—	0.79	0.79
Total	—	—	—	—	—	—	—	—	—	—	—	—	—	—	—	—	0.79	0.79

Daily, Winter (Max)	—	—	—	—	—	—	—	—	—	—	—	—	—	—	—	—	—	—
Apartments Mid Rise	—	—	—	—	—	—	—	—	—	—	—	—	—	—	—	—	0.79	0.79
Total	—	—	—	—	—	—	—	—	—	—	—	—	—	—	—	—	0.79	0.79
Annual	—	—	—	—	—	—	—	—	—	—	—	—	—	—	—	—	—	—
Apartments Mid Rise	—	—	—	—	—	—	—	—	—	—	—	—	—	—	—	—	0.13	0.13
Total	—	—	—	—	—	—	—	—	—	—	—	—	—	—	—	—	0.13	0.13

4.7. Offroad Emissions By Equipment Type

4.7.1. Unmitigated

Criteria Pollutants (lb/day for daily, ton/yr for annual) and GHGs (lb/day for daily, MT/yr for annual)

Equipment Type	TOG	ROG	NOx	CO	SO2	PM10E	PM10D	PM10T	PM2.5E	PM2.5D	PM2.5T	BCO2	NBCO2	CO2T	CH4	N2O	R	CO2e
Daily, Summer (Max)	—	—	—	—	—	—	—	—	—	—	—	—	—	—	—	—	—	—
Total	—	—	—	—	—	—	—	—	—	—	—	—	—	—	—	—	—	—
Daily, Winter (Max)	—	—	—	—	—	—	—	—	—	—	—	—	—	—	—	—	—	—
Total	—	—	—	—	—	—	—	—	—	—	—	—	—	—	—	—	—	—
Annual	—	—	—	—	—	—	—	—	—	—	—	—	—	—	—	—	—	—
Total	—	—	—	—	—	—	—	—	—	—	—	—	—	—	—	—	—	—

4.8. Stationary Emissions By Equipment Type

4.8.1. Unmitigated

Criteria Pollutants (lb/day for daily, ton/yr for annual) and GHGs (lb/day for daily, MT/yr for annual)

Equipment Type	TOG	ROG	NOx	CO	SO2	PM10E	PM10D	PM10T	PM2.5E	PM2.5D	PM2.5T	BCO2	NBCO2	CO2T	CH4	N2O	R	CO2e
Daily, Summer (Max)	—	—	—	—	—	—	—	—	—	—	—	—	—	—	—	—	—	—
Total	—	—	—	—	—	—	—	—	—	—	—	—	—	—	—	—	—	—
Daily, Winter (Max)	—	—	—	—	—	—	—	—	—	—	—	—	—	—	—	—	—	—
Total	—	—	—	—	—	—	—	—	—	—	—	—	—	—	—	—	—	—
Annual	—	—	—	—	—	—	—	—	—	—	—	—	—	—	—	—	—	—
Total	—	—	—	—	—	—	—	—	—	—	—	—	—	—	—	—	—	—

4.9. User Defined Emissions By Equipment Type

4.9.1. Unmitigated

Criteria Pollutants (lb/day for daily, ton/yr for annual) and GHGs (lb/day for daily, MT/yr for annual)

Equipment Type	TOG	ROG	NOx	CO	SO2	PM10E	PM10D	PM10T	PM2.5E	PM2.5D	PM2.5T	BCO2	NBCO2	CO2T	CH4	N2O	R	CO2e
Daily, Summer (Max)	—	—	—	—	—	—	—	—	—	—	—	—	—	—	—	—	—	—
Total	—	—	—	—	—	—	—	—	—	—	—	—	—	—	—	—	—	—
Daily, Winter (Max)	—	—	—	—	—	—	—	—	—	—	—	—	—	—	—	—	—	—
Total	—	—	—	—	—	—	—	—	—	—	—	—	—	—	—	—	—	—
Annual	—	—	—	—	—	—	—	—	—	—	—	—	—	—	—	—	—	—

Total	—	—	—	—	—	—	—	—	—	—	—	—	—	—	—	—	—	—

4.10. Soil Carbon Accumulation By Vegetation Type

4.10.1. Soil Carbon Accumulation By Vegetation Type - Unmitigated

Criteria Pollutants (lb/day for daily, ton/yr for annual) and GHGs (lb/day for daily, MT/yr for annual)

Vegetation	TOG	ROG	NOx	CO	SO2	PM10E	PM10D	PM10T	PM2.5E	PM2.5D	PM2.5T	BCO2	NBCO2	CO2T	CH4	N2O	R	CO2e
Daily, Summer (Max)	—	—	—	—	—	—	—	—	—	—	—	—	—	—	—	—	—	—
Total	—	—	—	—	—	—	—	—	—	—	—	—	—	—	—	—	—	—
Daily, Winter (Max)	—	—	—	—	—	—	—	—	—	—	—	—	—	—	—	—	—	—
Total	—	—	—	—	—	—	—	—	—	—	—	—	—	—	—	—	—	—
Annual	—	—	—	—	—	—	—	—	—	—	—	—	—	—	—	—	—	—
Total	—	—	—	—	—	—	—	—	—	—	—	—	—	—	—	—	—	—

4.10.2. Above and Belowground Carbon Accumulation by Land Use Type - Unmitigated

Criteria Pollutants (lb/day for daily, ton/yr for annual) and GHGs (lb/day for daily, MT/yr for annual)

Land Use	TOG	ROG	NOx	CO	SO2	PM10E	PM10D	PM10T	PM2.5E	PM2.5D	PM2.5T	BCO2	NBCO2	CO2T	CH4	N2O	R	CO2e
Daily, Summer (Max)	—	—	—	—	—	—	—	—	—	—	—	—	—	—	—	—	—	—
Total	—	—	—	—	—	—	—	—	—	—	—	—	—	—	—	—	—	—
Daily, Winter (Max)	—	—	—	—	—	—	—	—	—	—	—	—	—	—	—	—	—	—
Total	—	—	—	—	—	—	—	—	—	—	—	—	—	—	—	—	—	—
Annual	—	—	—	—	—	—	—	—	—	—	—	—	—	—	—	—	—	—

Total	—	—	—	—	—	—	—	—	—	—	—	—	—	—	—	—	—	—

4.10.3. Avoided and Sequestered Emissions by Species - Unmitigated

Criteria Pollutants (lb/day for daily, ton/yr for annual) and GHGs (lb/day for daily, MT/yr for annual)

Species	TOG	ROG	NOx	CO	SO2	PM10E	PM10D	PM10T	PM2.5E	PM2.5D	PM2.5T	BCO2	NBCO2	CO2T	CH4	N2O	R	CO2e
Daily, Summer (Max)	—	—	—	—	—	—	—	—	—	—	—	—	—	—	—	—	—	—
Avoided	—	—	—	—	—	—	—	—	—	—	—	—	—	—	—	—	—	—
Subtotal	—	—	—	—	—	—	—	—	—	—	—	—	—	—	—	—	—	—
Sequestered	—	—	—	—	—	—	—	—	—	—	—	—	—	—	—	—	—	—
Subtotal	—	—	—	—	—	—	—	—	—	—	—	—	—	—	—	—	—	—
Removed	—	—	—	—	—	—	—	—	—	—	—	—	—	—	—	—	—	—
Subtotal	—	—	—	—	—	—	—	—	—	—	—	—	—	—	—	—	—	—
—	—	—	—	—	—	—	—	—	—	—	—	—	—	—	—	—	—	—
Daily, Winter (Max)	—	—	—	—	—	—	—	—	—	—	—	—	—	—	—	—	—	—
Avoided	—	—	—	—	—	—	—	—	—	—	—	—	—	—	—	—	—	—
Subtotal	—	—	—	—	—	—	—	—	—	—	—	—	—	—	—	—	—	—
Sequestered	—	—	—	—	—	—	—	—	—	—	—	—	—	—	—	—	—	—
Subtotal	—	—	—	—	—	—	—	—	—	—	—	—	—	—	—	—	—	—
Removed	—	—	—	—	—	—	—	—	—	—	—	—	—	—	—	—	—	—
Subtotal	—	—	—	—	—	—	—	—	—	—	—	—	—	—	—	—	—	—
—	—	—	—	—	—	—	—	—	—	—	—	—	—	—	—	—	—	—
Annual	—	—	—	—	—	—	—	—	—	—	—	—	—	—	—	—	—	—
Avoided	—	—	—	—	—	—	—	—	—	—	—	—	—	—	—	—	—	—

Subtotal	—	—	—	—	—	—	—	—	—	—	—	—	—	—	—	—	—	—
Sequestered	—	—	—	—	—	—	—	—	—	—	—	—	—	—	—	—	—	—
Subtotal	—	—	—	—	—	—	—	—	—	—	—	—	—	—	—	—	—	—
Removed	—	—	—	—	—	—	—	—	—	—	—	—	—	—	—	—	—	—
Subtotal	—	—	—	—	—	—	—	—	—	—	—	—	—	—	—	—	—	—
—	—	—	—	—	—	—	—	—	—	—	—	—	—	—	—	—	—	—

5. Activity Data

5.1. Construction Schedule

Phase Name	Phase Type	Start Date	End Date	Days Per Week	Work Days per Phase	Phase Description
Site Preparation	Site Preparation	4/1/2028	8/4/2028	5.00	90.0	—
Grading	Grading	8/5/2028	9/15/2028	5.00	30.0	—
Building Construction	Building Construction	9/16/2028	11/16/2029	5.00	305	—
Paving	Paving	10/6/2029	11/16/2029	5.00	30.0	—
Architectural Coating	Architectural Coating	10/6/2029	11/16/2029	5.00	30.0	—

5.2. Off-Road Equipment

5.2.1. Unmitigated

Phase Name	Equipment Type	Fuel Type	Engine Tier	Number per Day	Hours Per Day	Horsepower	Load Factor
Site Preparation	Rubber Tired Dozers	Diesel	Average	3.00	8.00	367	0.40
Site Preparation	Tractors/Loaders/Backhoes	Diesel	Average	4.00	8.00	84.0	0.37
Grading	Graders	Diesel	Average	1.00	8.00	148	0.41
Grading	Excavators	Diesel	Average	1.00	8.00	36.0	0.38

Grading	Tractors/Loaders/Backhoes	Diesel	Average	3.00	8.00	84.0	0.37
Grading	Rubber Tired Dozers	Diesel	Average	1.00	8.00	367	0.40
Building Construction	Forklifts	Diesel	Average	3.00	8.00	82.0	0.20
Building Construction	Generator Sets	Diesel	Average	1.00	8.00	14.0	0.74
Building Construction	Cranes	Diesel	Average	1.00	7.00	367	0.29
Building Construction	Welders	Diesel	Average	1.00	8.00	46.0	0.45
Building Construction	Tractors/Loaders/Backhoes	Diesel	Average	3.00	7.00	84.0	0.37
Paving	Pavers	Diesel	Average	1.00	8.00	81.0	0.42
Paving	Paving Equipment	Diesel	Average	2.00	6.00	89.0	0.36
Paving	Rollers	Diesel	Average	2.00	6.00	36.0	0.38
Paving	Tractors/Loaders/Backhoes	Diesel	Average	1.00	8.00	84.0	0.37
Paving	Cement and Mortar Mixers	Diesel	Average	2.00	6.00	10.0	0.56
Architectural Coating	Air Compressors	Diesel	Average	1.00	6.00	37.0	0.48

5.3. Construction Vehicles

5.3.1. Unmitigated

Phase Name	Trip Type	One-Way Trips per Day	Miles per Trip	Vehicle Mix
Site Preparation	—	—	—	—
Site Preparation	Worker	17.5	18.5	LDA,LDT1,LDT2
Site Preparation	Vendor	—	10.2	HHDT,MHDT
Site Preparation	Hauling	0.00	20.0	HHDT
Site Preparation	Onsite truck	—	—	HHDT
Grading	—	—	—	—
Grading	Worker	15.0	18.5	LDA,LDT1,LDT2
Grading	Vendor	—	10.2	HHDT,MHDT

Grading	Hauling	70.8	20.0	HHDT
Grading	Onsite truck	—	—	HHDT
Building Construction	—	—	—	—
Building Construction	Worker	74.9	18.5	LDA,LDT1,LDT2
Building Construction	Vendor	11.1	10.2	HHDT,MHDT
Building Construction	Hauling	0.00	20.0	HHDT
Building Construction	Onsite truck	—	—	HHDT
Paving	—	—	—	—
Paving	Worker	20.0	18.5	LDA,LDT1,LDT2
Paving	Vendor	—	10.2	HHDT,MHDT
Paving	Hauling	0.00	20.0	HHDT
Paving	Onsite truck	—	—	HHDT
Architectural Coating	—	—	—	—
Architectural Coating	Worker	15.0	18.5	LDA,LDT1,LDT2
Architectural Coating	Vendor	—	10.2	HHDT,MHDT
Architectural Coating	Hauling	0.00	20.0	HHDT
Architectural Coating	Onsite truck	—	—	HHDT

5.4. Vehicles

5.4.1. Construction Vehicle Control Strategies

Non-applicable. No control strategies activated by user.

5.5. Architectural Coatings

Phase Name	Residential Interior Area Coated (sq ft)	Residential Exterior Area Coated (sq ft)	Non-Residential Interior Area Coated (sq ft)	Non-Residential Exterior Area Coated (sq ft)	Parking Area Coated (sq ft)
Architectural Coating	222,365	74,122	0.00	0.00	3,656

5.6. Dust Mitigation

5.6.1. Construction Earthmoving Activities

Phase Name	Material Imported (Cubic Yards)	Material Exported (Cubic Yards)	Acres Graded (acres)	Material Demolished (sq. ft.)	Acres Paved (acres)
Site Preparation	0.00	0.00	15.0	0.00	—
Grading	17,000	0.00	20.0	0.00	—
Paving	0.00	0.00	0.00	0.00	1.41

5.6.2. Construction Earthmoving Control Strategies

Control Strategies Applied	Frequency (per day)	PM10 Reduction	PM2.5 Reduction
Water Exposed Area	2	61%	61%

5.7. Construction Paving

Land Use	Area Paved (acres)	% Asphalt
Apartments Mid Rise	—	0%
Parking Lot	1.41	100%

5.8. Construction Electricity Consumption and Emissions Factors

kWh per Year and Emission Factor (lb/MWh)

Year	kWh per Year	CO2	CH4	N2O
2028	0.00	346	0.03	< 0.005
2029	0.00	346	0.03	< 0.005

5.9. Operational Mobile Sources

5.9.1. Unmitigated

Land Use Type	Trips/Weekday	Trips/Saturday	Trips/Sunday	Trips/Year	VMT/Weekday	VMT/Saturday	VMT/Sunday	VMT/Year

Apartments Mid Rise	500	500	500	182,588	5,401	5,401	5,401	1,971,352
Parking Lot	0.00	0.00	0.00	0.00	0.00	0.00	0.00	0.00

5.10. Operational Area Sources

5.10.1. Hearths

5.10.1.1. Unmitigated

Hearth Type	Unmitigated (number)
Apartments Mid Rise	—
Wood Fireplaces	0
Gas Fireplaces	0
Propane Fireplaces	0
Electric Fireplaces	0
No Fireplaces	104
Conventional Wood Stoves	0
Catalytic Wood Stoves	0
Non-Catalytic Wood Stoves	0
Pellet Wood Stoves	0

5.10.2. Architectural Coatings

Residential Interior Area Coated (sq ft)	Residential Exterior Area Coated (sq ft)	Non-Residential Interior Area Coated (sq ft)	Non-Residential Exterior Area Coated (sq ft)	Parking Area Coated (sq ft)
222365.25	74,122	0.00	0.00	3,688

5.10.3. Landscape Equipment

Season	Unit	Value
Snow Days	day/yr	0.00

Summer Days	day/yr	180

5.11. Operational Energy Consumption

5.11.1. Unmitigated

Electricity (kWh/yr) and CO2 and CH4 and N2O and Natural Gas (kBTU/yr)

Land Use	Electricity (kWh/yr)	CO2	CH4	N2O	Natural Gas (kBTU/yr)
Apartments Mid Rise	771,209	261	0.0330	0.0040	0.00
Parking Lot	53,847	261	0.0330	0.0040	0.00

5.12. Operational Water and Wastewater Consumption

5.12.1. Unmitigated

Land Use	Indoor Water (gal/year)	Outdoor Water (gal/year)
Apartments Mid Rise	3,941,956	674,417
Parking Lot	0.00	0.00

5.13. Operational Waste Generation

5.13.1. Unmitigated

Land Use	Waste (ton/year)	Cogeneration (kWh/year)
Apartments Mid Rise	76.9	—
Parking Lot	0.00	—

5.14. Operational Refrigeration and Air Conditioning Equipment

5.14.1. Unmitigated

Land Use Type	Equipment Type	Refrigerant	GWP	Quantity (kg)	Operations Leak Rate	Service Leak Rate	Times Serviced

Apartments Mid Rise	Average room A/C & Other residential A/C and heat pumps	R-410A	2,088	< 0.005	2.50	2.50	10.0
Apartments Mid Rise	Household refrigerators and/or freezers	R-134a	1,430	0.12	0.60	0.00	1.00

5.15. Operational Off-Road Equipment

5.15.1. Unmitigated

Equipment Type	Fuel Type	Engine Tier	Number per Day	Hours Per Day	Horsepower	Load Factor

5.16. Stationary Sources

5.16.1. Emergency Generators and Fire Pumps

Equipment Type	Fuel Type	Number per Day	Hours per Day	Hours per Year	Horsepower	Load Factor

5.16.2. Process Boilers

Equipment Type	Fuel Type	Number	Boiler Rating (MMBtu/hr)	Daily Heat Input (MMBtu/day)	Annual Heat Input (MMBtu/yr)

5.17. User Defined

Equipment Type	Fuel Type

5.18. Vegetation

5.18.1. Land Use Change

5.18.1.1. Unmitigated

Vegetation Land Use Type	Vegetation Soil Type	Initial Acres	Final Acres

5.18.1. Biomass Cover Type

5.18.1.1. Unmitigated

Biomass Cover Type	Initial Acres	Final Acres

5.18.2. Sequestration

5.18.2.1. Unmitigated

Tree Type	Number	Electricity Saved (kWh/year)	Natural Gas Saved (btu/year)

6. Climate Risk Detailed Report

6.1. Climate Risk Summary

Cal-Adapt midcentury 2040–2059 average projections for four hazards are reported below for your project location. These are under Representation Concentration Pathway (RCP) 8.5 which assumes GHG emissions will continue to rise strongly through 2050 and then plateau around 2100.

Climate Hazard	Result for Project Location	Unit
Temperature and Extreme Heat	15.6	annual days of extreme heat
Extreme Precipitation	8.00	annual days with precipitation above 20 mm
Sea Level Rise	—	meters of inundation depth
Wildfire	49.8	annual hectares burned

Temperature and Extreme Heat data are for grid cell in which your project are located. The projection is based on the 98th historical percentile of daily maximum/minimum temperatures from observed historical data (32 climate model ensemble from Cal-Adapt, 2040–2059 average under RCP 8.5). Each grid cell is 6 kilometers (km) by 6 km, or 3.7 miles (mi) by 3.7 mi.
Extreme Precipitation data are for the grid cell in which your project are located. The threshold of 20 mm is equivalent to about ¾ an inch of rain, which would be light to moderate rainfall if received over a full day or heavy rain if received over a period of 2 to 4 hours. Each grid cell is 6 kilometers (km) by 6 km, or 3.7 miles (mi) by 3.7 mi.
Sea Level Rise data are for the grid cell in which your project are located. The projections are from Radke et al. (2017), as reported in Cal-Adapt (Radke et al., 2017, CEC-500-2017-008), and consider inundation location and depth for the San Francisco Bay, the Sacramento-San Joaquin River Delta and California coast resulting different increments of sea level rise coupled with extreme storm events. Users may select from four scenarios to view the range in potential inundation depth for the grid cell. The four scenarios are: No rise, 0.5 meter, 1.0 meter, 1.41 meters
Wildfire data are for the grid cell in which your project are located. The projections are from UC Davis, as reported in Cal-Adapt (2040–2059 average under RCP 8.5), and consider historical data of climate, vegetation, population density, and large (> 400 ha) fire history. Users may select from four model simulations to view the range in potential wildfire probabilities for the grid cell. The four simulations make different assumptions about expected rainfall and temperature are: Warmer/drier (HadGEM2-ES), Cooler/wetter (CNRM-CM5), Average conditions (CanESM2), Range of different rainfall and temperature possibilities (MIROC5). Each grid cell is 6 kilometers (km) by 6 km, or 3.7 miles (mi) by 3.7 mi.

6.2. Initial Climate Risk Scores

Climate Hazard	Exposure Score	Sensitivity Score	Adaptive Capacity Score	Vulnerability Score
Temperature and Extreme Heat	2	0	0	N/A
Extreme Precipitation	N/A	N/A	N/A	N/A
Sea Level Rise	1	0	0	N/A
Wildfire	1	0	0	N/A
Flooding	N/A	N/A	N/A	N/A
Drought	N/A	N/A	N/A	N/A
Snowpack Reduction	N/A	N/A	N/A	N/A
Air Quality Degradation	0	0	0	N/A

The sensitivity score reflects the extent to which a project would be adversely affected by exposure to a climate hazard. Exposure is rated on a scale of 1 to 5, with a score of 5 representing the greatest exposure.
The adaptive capacity of a project refers to its ability to manage and reduce vulnerabilities from projected climate hazards. Adaptive capacity is rated on a scale of 1 to 5, with a score of 5 representing the greatest ability to adapt.
The overall vulnerability scores are calculated based on the potential impacts and adaptive capacity assessments for each hazard. Scores do not include implementation of climate risk reduction measures.

6.3. Adjusted Climate Risk Scores

Climate Hazard	Exposure Score	Sensitivity Score	Adaptive Capacity Score	Vulnerability Score
Temperature and Extreme Heat	2	1	1	3
Extreme Precipitation	N/A	N/A	N/A	N/A
Sea Level Rise	1	1	1	2
Wildfire	1	1	1	2
Flooding	N/A	N/A	N/A	N/A
Drought	N/A	N/A	N/A	N/A
Snowpack Reduction	N/A	N/A	N/A	N/A
Air Quality Degradation	1	1	1	2

The sensitivity score reflects the extent to which a project would be adversely affected by exposure to a climate hazard. Exposure is rated on a scale of 1 to 5, with a score of 5 representing the greatest exposure.

The adaptive capacity of a project refers to its ability to manage and reduce vulnerabilities from projected climate hazards. Adaptive capacity is rated on a scale of 1 to 5, with a score of 5 representing the greatest ability to adapt.
The overall vulnerability scores are calculated based on the potential impacts and adaptive capacity assessments for each hazard. Scores include implementation of climate risk reduction measures.

6.4. Climate Risk Reduction Measures

7. Health and Equity Details

7.1. CalEnviroScreen 4.0 Scores

The maximum CalEnviroScreen score is 100. A high score (i.e., greater than 50) reflects a higher pollution burden compared to other census tracts in the state.

Indicator	Result for Project Census Tract
Exposure Indicators	—
AQ-Ozone	47.0
AQ-PM	23.4
AQ-DPM	1.77
Drinking Water	65.1
Lead Risk Housing	81.1
Pesticides	60.9
Toxic Releases	17.7
Traffic	22.5
Effect Indicators	—
CleanUp Sites	63.7
Groundwater	66.9
Haz Waste Facilities/Generators	77.2
Impaired Water Bodies	77.3
Solid Waste	59.2
Sensitive Population	—
Asthma	19.1
Cardio-vascular	1.86
Low Birth Weights	20.5

Socioeconomic Factor Indicators	—
Education	62.9
Housing	38.8
Linguistic	—
Poverty	48.0
Unemployment	15.8

7.2. Healthy Places Index Scores

The maximum Health Places Index score is 100. A high score (i.e., greater than 50) reflects healthier community conditions compared to other census tracts in the state.

Indicator	Result for Project Census Tract
Economic	—
Above Poverty	37.91864494
Employed	27.51186963
Median HI	57.38483254
Education	—
Bachelor's or higher	40.20274605
High school enrollment	12.02361093
Preschool enrollment	52.4573335
Transportation	—
Auto Access	80.12318748
Active commuting	59.59194149
Social	—
2-parent households	43.74438599
Voting	53.68920826
Neighborhood	—
Alcohol availability	61.7862184
Park access	49.94225587
Retail density	0.320800719

Supermarket access	11.20236109
Tree canopy	71.98768125
Housing	—
Homeownership	77.53111767
Housing habitability	69.08764276
Low-inc homeowner severe housing cost burden	45.18157321
Low-inc renter severe housing cost burden	59.27114077
Uncrowded housing	37.66200436
Health Outcomes	—
Insured adults	42.12755037
Arthritis	0.0
Asthma ER Admissions	80.4
High Blood Pressure	0.0
Cancer (excluding skin)	0.0
Asthma	0.0
Coronary Heart Disease	0.0
Chronic Obstructive Pulmonary Disease	0.0
Diagnosed Diabetes	0.0
Life Expectancy at Birth	17.7
Cognitively Disabled	22.1
Physically Disabled	34.8
Heart Attack ER Admissions	89.6
Mental Health Not Good	0.0
Chronic Kidney Disease	0.0
Obesity	0.0
Pedestrian Injuries	19.6
Physical Health Not Good	0.0
Stroke	0.0

Health Risk Behaviors	—
Binge Drinking	0.0
Current Smoker	0.0
No Leisure Time for Physical Activity	0.0
Climate Change Exposures	—
Wildfire Risk	67.3
SLR Inundation Area	0.0
Children	44.4
Elderly	64.7
English Speaking	56.2
Foreign-born	34.5
Outdoor Workers	27.5
Climate Change Adaptive Capacity	—
Impervious Surface Cover	89.0
Traffic Density	17.4
Traffic Access	23.0
Other Indices	—
Hardship	70.7
Other Decision Support	—
2016 Voting	61.8

7.3. Overall Health & Equity Scores

Metric	Result for Project Census Tract
CalEnviroScreen 4.0 Score for Project Location (a)	31.0
Healthy Places Index Score for Project Location (b)	44.0
Project Located in a Designated Disadvantaged Community (Senate Bill 535)	No
Project Located in a Low-Income Community (Assembly Bill 1550)	Yes
Project Located in a Community Air Protection Program Community (Assembly Bill 617)	No

a: The maximum CalEnviroScreen score is 100. A high score (i.e., greater than 50) reflects a higher pollution burden compared to other census tracts in the state.
b: The maximum Health Places Index score is 100. A high score (i.e., greater than 50) reflects healthier community conditions compared to other census tracts in the state.

7.4. Health & Equity Measures

No Health & Equity Measures selected.

7.5. Evaluation Scorecard

Health & Equity Evaluation Scorecard not completed.

7.6. Health & Equity Custom Measures

No Health & Equity Custom Measures created.

8. User Changes to Default Data

Screen	Justification
Land Use	Based on Project Information
Construction: Construction Phases	Shifted to overlap paving and architectural coating with building construction
Construction: Trips and VMT	—
Operations: Vehicle Data	Based on traffic study ITE rates for affordable housing units
Operations: Energy Use	No natural gas used, adjusted natural gas to electric to account for additional electrical appliances etc.
Construction: Dust From Material Movement	based on project information. All export is modeled in each phase as a conservative estimate of export

Ventura Ranch Farmworker Housing Complex - Phase 2 Mitigated Detailed Report

Table of Contents

1. Basic Project Information

1.1. Basic Project Information

1.2. Land Use Types

1.3. User-Selected Emission Reduction Measures by Emissions Sector

2. Emissions Summary

2.1. Construction Emissions Compared Against Thresholds

2.2. Construction Emissions by Year, Unmitigated

2.3. Construction Emissions by Year, Mitigated

2.4. Operations Emissions Compared Against Thresholds

2.5. Operations Emissions by Sector, Unmitigated

2.6. Operations Emissions by Sector, Mitigated

3. Construction Emissions Details

3.1. Site Preparation (2028) - Unmitigated

3.2. Site Preparation (2028) - Mitigated

3.3. Grading (2028) - Unmitigated

3.4. Grading (2028) - Mitigated

3.5. Building Construction (2028) - Unmitigated

3.6. Building Construction (2028) - Mitigated

3.7. Building Construction (2029) - Unmitigated

3.8. Building Construction (2029) - Mitigated

3.9. Paving (2029) - Unmitigated

3.10. Paving (2029) - Mitigated

3.11. Architectural Coating (2029) - Unmitigated

3.12. Architectural Coating (2029) - Mitigated

4. Operations Emissions Details

4.1. Mobile Emissions by Land Use

4.1.1. Unmitigated

4.1.2. Mitigated

4.2. Energy

4.2.1. Electricity Emissions By Land Use - Unmitigated

4.2.2. Electricity Emissions By Land Use - Mitigated

4.2.3. Natural Gas Emissions By Land Use - Unmitigated

4.2.4. Natural Gas Emissions By Land Use - Mitigated

4.3. Area Emissions by Source

4.3.1. Unmitigated

4.3.2. Mitigated

4.4. Water Emissions by Land Use

4.4.1. Unmitigated

4.4.2. Mitigated

4.5. Waste Emissions by Land Use

4.5.1. Unmitigated

4.5.2. Mitigated

4.6. Refrigerant Emissions by Land Use

4.6.1. Unmitigated

4.6.2. Mitigated

4.7. Offroad Emissions By Equipment Type

4.7.1. Unmitigated

4.7.2. Mitigated

4.8. Stationary Emissions By Equipment Type

4.8.1. Unmitigated

4.8.2. Mitigated

4.9. User Defined Emissions By Equipment Type

4.9.1. Unmitigated

4.9.2. Mitigated

4.10. Soil Carbon Accumulation By Vegetation Type

4.10.1. Soil Carbon Accumulation By Vegetation Type - Unmitigated

4.10.2. Above and Belowground Carbon Accumulation by Land Use Type - Unmitigated

4.10.3. Avoided and Sequestered Emissions by Species - Unmitigated

4.10.4. Soil Carbon Accumulation By Vegetation Type - Mitigated

4.10.5. Above and Belowground Carbon Accumulation by Land Use Type - Mitigated

4.10.6. Avoided and Sequestered Emissions by Species - Mitigated

5. Activity Data

5.1. Construction Schedule

5.2. Off-Road Equipment

5.2.1. Unmitigated

5.2.2. Mitigated

5.3. Construction Vehicles

5.3.1. Unmitigated

5.3.2. Mitigated

5.4. Vehicles

5.4.1. Construction Vehicle Control Strategies

5.5. Architectural Coatings

5.6. Dust Mitigation

5.6.1. Construction Earthmoving Activities

5.6.2. Construction Earthmoving Control Strategies

5.7. Construction Paving

5.8. Construction Electricity Consumption and Emissions Factors

5.9. Operational Mobile Sources

5.9.1. Unmitigated

5.9.2. Mitigated

5.10. Operational Area Sources

5.10.1. Hearths

5.10.1.1. Unmitigated

5.10.1.2. Mitigated

5.10.2. Architectural Coatings

5.10.3. Landscape Equipment

5.10.4. Landscape Equipment - Mitigated

5.11. Operational Energy Consumption

5.11.1. Unmitigated

5.11.2. Mitigated

5.12. Operational Water and Wastewater Consumption

5.12.1. Unmitigated

5.12.2. Mitigated

5.13. Operational Waste Generation

5.13.1. Unmitigated

5.13.2. Mitigated

5.14. Operational Refrigeration and Air Conditioning Equipment

5.14.1. Unmitigated

5.14.2. Mitigated

5.15. Operational Off-Road Equipment

5.15.1. Unmitigated

5.15.2. Mitigated

5.16. Stationary Sources

5.16.1. Emergency Generators and Fire Pumps

5.16.2. Process Boilers

5.17. User Defined

5.18. Vegetation

5.18.1. Land Use Change

5.18.1.1. Unmitigated

5.18.1.2. Mitigated

5.18.1. Biomass Cover Type

5.18.1.1. Unmitigated

5.18.1.2. Mitigated

5.18.2. Sequestration

5.18.2.1. Unmitigated

5.18.2.2. Mitigated

6. Climate Risk Detailed Report

6.1. Climate Risk Summary

6.2. Initial Climate Risk Scores

6.3. Adjusted Climate Risk Scores

6.4. Climate Risk Reduction Measures

7. Health and Equity Details

7.1. CalEnviroScreen 4.0 Scores

7.2. Healthy Places Index Scores

7.3. Overall Health & Equity Scores

7.4. Health & Equity Measures

7.5. Evaluation Scorecard

7.6. Health & Equity Custom Measures

8. User Changes to Default Data

1. Basic Project Information

1.1. Basic Project Information

Data Field	Value
Project Name	Ventura Ranch Farmworker Housing Complex - Phase 2 Mitigated
Construction Start Date	3/1/2028
Operational Year	2030
Lead Agency	—
Land Use Scale	Project/site
Analysis Level for Defaults	County
Windspeed (m/s)	3.20
Precipitation (days)	2.20
Location	34.3347811676463, -119.28963694784979
County	Ventura
City	Unincorporated
Air District	Ventura County APCD
Air Basin	South Central Coast
TAZ	3405
EDFZ	8
Electric Utility	Southern California Edison
Gas Utility	Southern California Gas
App Version	2022.1.1.30

1.2. Land Use Types

Land Use Subtype	Size	Unit	Lot Acreage	Building Area (sq ft)	Landscape Area (sq ft)	Special Landscape Area (sq ft)	Population	Description
Apartments Mid Rise	104	Dwelling Unit	2.91	109,810	42,684	0.00	313	—

Parking Lot	131	Space	1.40	0.00	0.00	0.00	—	—

1.3. User-Selected Emission Reduction Measures by Emissions Sector

Sector	#	Measure Title
Construction	C-5	Use Advanced Engine Tiers
Area Sources	AS-2	Use Low-VOC Paints

2. Emissions Summary

2.1. Construction Emissions Compared Against Thresholds

Criteria Pollutants (lb/day for daily, ton/yr for annual) and GHGs (lb/day for daily, MT/yr for annual)

Un/Mit.	TOG	ROG	NOx	CO	SO2	PM10E	PM10D	PM10T	PM2.5E	PM2.5D	PM2.5T	BCO2	NBCO2	CO2T	CH4	N2O	R	CO2e
Daily, Summer (Max)	—	—	—	—	—	—	—	—	—	—	—	—	—	—	—	—	—	—
Unmit.	3.68	3.10	27.5	29.3	0.06	1.14	7.89	9.04	1.05	3.99	5.05	—	7,728	7,728	0.22	0.77	9.45	7,971
Mit.	0.66	0.62	7.80	29.2	0.06	0.12	7.89	7.99	0.12	3.99	4.09	—	7,728	7,728	0.22	0.77	9.45	7,971
% Reduced	82%	80%	72%	< 0.5%	—	90%	—	12%	89%	—	19%	—	—	—	—	—	—	—
Daily, Winter (Max)	—	—	—	—	—	—	—	—	—	—	—	—	—	—	—	—	—	—
Unmit.	26.0	25.6	15.9	27.7	0.04	0.49	1.53	2.02	0.45	0.36	0.81	—	5,499	5,499	0.18	0.13	0.12	5,543
Mit.	24.6	24.5	6.39	30.0	0.04	0.13	1.53	1.66	0.12	0.36	0.48	—	5,499	5,499	0.18	0.13	0.12	5,543
% Reduced	5%	4%	60%	-8%	—	74%	—	18%	73%	—	40%	—	—	—	—	—	—	—
Average Daily (Max)	—	—	—	—	—	—	—	—	—	—	—	—	—	—	—	—	—	—
Unmit.	2.93	2.77	10.4	12.3	0.02	0.40	2.52	2.92	0.37	1.18	1.55	—	2,754	2,754	0.09	0.10	0.94	2,787

Mit.	2.37	2.33	2.39	12.7	0.02	0.05	2.52	2.57	0.05	1.18	1.23	—	2,754	2,754	0.09	0.10	0.94	2,787
% Reduced	19%	16%	77%	-3%	—	87%	—	12%	86%	—	20%	—	—	—	—	—	—	—
Annual (Max)	—	—	—	—	—	—	—	—	—	—	—	—	—	—	—	—	—	—
Unmit.	0.53	0.50	1.90	2.24	< 0.005	0.07	0.46	0.53	0.07	0.22	0.28	—	456	456	0.02	0.02	0.16	461
Mit.	0.43	0.42	0.44	2.31	< 0.005	0.01	0.46	0.47	0.01	0.22	0.22	—	456	456	0.02	0.02	0.16	461
% Reduced	19%	16%	77%	-3%	—	87%	—	12%	86%	—	20%	—	—	—	—	—	—	—

2.2. Construction Emissions by Year, Unmitigated

Criteria Pollutants (lb/day for daily, ton/yr for annual) and GHGs (lb/day for daily, MT/yr for annual)

Year	TOG	ROG	NOx	CO	SO2	PM10E	PM10D	PM10T	PM2.5E	PM2.5D	PM2.5T	BCO2	NBCO2	CO2T	CH4	N2O	R	CO2e
Daily - Summer (Max)	—	—	—	—	—	—	—	—	—	—	—	—	—	—	—	—	—	—
2028	3.68	3.10	27.5	29.3	0.06	1.14	7.89	9.04	1.05	3.99	5.05	—	7,728	7,728	0.22	0.77	9.45	7,971
2029	1.45	1.25	9.16	16.6	0.03	0.28	1.07	1.35	0.26	0.26	0.51	—	3,641	3,641	0.11	0.10	3.32	3,677
Daily - Winter (Max)	—	—	—	—	—	—	—	—	—	—	—	—	—	—	—	—	—	—
2028	1.49	1.28	9.61	16.5	0.03	0.30	1.07	1.38	0.28	0.26	0.53	—	3,625	3,625	0.12	0.10	0.10	3,659
2029	26.0	25.6	15.9	27.7	0.04	0.49	1.53	2.02	0.45	0.36	0.81	—	5,499	5,499	0.18	0.13	0.12	5,543
Average Daily	—	—	—	—	—	—	—	—	—	—	—	—	—	—	—	—	—	—
2028	1.39	1.17	10.4	12.3	0.02	0.40	2.52	2.92	0.37	1.18	1.55	—	2,754	2,754	0.09	0.10	0.74	2,787
2029	2.93	2.77	6.31	11.1	0.02	0.19	0.71	0.90	0.18	0.17	0.34	—	2,415	2,415	0.08	0.07	0.94	2,437
Annual	—	—	—	—	—	—	—	—	—	—	—	—	—	—	—	—	—	—
2028	0.25	0.21	1.90	2.24	< 0.005	0.07	0.46	0.53	0.07	0.22	0.28	—	456	456	0.02	0.02	0.12	461
2029	0.53	0.50	1.15	2.03	< 0.005	0.03	0.13	0.16	0.03	0.03	0.06	—	400	400	0.01	0.01	0.16	403

2.3. Construction Emissions by Year, Mitigated

Criteria Pollutants (lb/day for daily, ton/yr for annual) and GHGs (lb/day for daily, MT/yr for annual)

Year	TOG	ROG	NOx	CO	SO2	PM10E	PM10D	PM10T	PM2.5E	PM2.5D	PM2.5T	BCO2	NBCO2	CO2T	CH4	N2O	R	CO2e
Daily - Summer (Max)	—	—	—	—	—	—	—	—	—	—	—	—	—	—	—	—	—	—
2028	0.66	0.62	7.80	29.2	0.06	0.12	7.89	7.99	0.12	3.99	4.09	—	7,728	7,728	0.22	0.77	9.45	7,971
2029	0.65	0.61	3.39	18.6	0.03	0.08	1.07	1.15	0.07	0.26	0.33	—	3,641	3,641	0.11	0.10	3.32	3,677
Daily - Winter (Max)	—	—	—	—	—	—	—	—	—	—	—	—	—	—	—	—	—	—
2028	0.65	0.62	3.50	18.4	0.03	0.08	1.07	1.15	0.07	0.26	0.33	—	3,625	3,625	0.12	0.10	0.10	3,659
2029	24.6	24.5	6.39	30.0	0.04	0.13	1.53	1.66	0.12	0.36	0.48	—	5,499	5,499	0.18	0.13	0.12	5,543
Average Daily	—	—	—	—	—	—	—	—	—	—	—	—	—	—	—	—	—	—
2028	0.32	0.30	2.05	12.7	0.02	0.05	2.52	2.57	0.05	1.18	1.23	—	2,754	2,754	0.09	0.10	0.74	2,787
2029	2.37	2.33	2.39	12.4	0.02	0.05	0.71	0.76	0.05	0.17	0.22	—	2,415	2,415	0.08	0.07	0.94	2,437
Annual	—	—	—	—	—	—	—	—	—	—	—	—	—	—	—	—	—	—
2028	0.06	0.06	0.37	2.31	< 0.005	0.01	0.46	0.47	0.01	0.22	0.22	—	456	456	0.02	0.02	0.12	461
2029	0.43	0.42	0.44	2.26	< 0.005	0.01	0.13	0.14	0.01	0.03	0.04	—	400	400	0.01	0.01	0.16	403

2.4. Operations Emissions Compared Against Thresholds

Criteria Pollutants (lb/day for daily, ton/yr for annual) and GHGs (lb/day for daily, MT/yr for annual)

Un/Mit.	TOG	ROG	NOx	CO	SO2	PM10E	PM10D	PM10T	PM2.5E	PM2.5D	PM2.5T	BCO2	NBCO2	CO2T	CH4	N2O	R	CO2e
Daily, Summer (Max)	—	—	—	—	—	—	—	—	—	—	—	—	—	—	—	—	—	—
Unmit.	5.07	4.89	1.45	19.9	0.04	0.03	3.81	3.84	0.02	0.97	0.99	49.0	4,458	4,507	5.14	0.18	10.4	4,700
Mit.	4.92	4.74	1.45	19.9	0.04	0.03	3.81	3.84	0.02	0.97	0.99	49.0	4,458	4,507	5.14	0.18	10.4	4,700

% Reduced	3%	3%	—	—	—	—	—	—	—	—	—	—	—	—	—	—	—	—
Daily, Winter (Max)	—	—	—	—	—	—	—	—	—	—	—	—	—	—	—	—	—	—
Unmit.	4.52	4.37	1.55	13.7	0.04	0.02	3.81	3.84	0.02	0.97	0.99	49.0	4,311	4,360	5.15	0.19	1.04	4,547
Mit.	4.37	4.22	1.55	13.7	0.04	0.02	3.81	3.84	0.02	0.97	0.99	49.0	4,311	4,360	5.15	0.19	1.04	4,547
% Reduced	3%	3%	—	—	—	—	—	—	—	—	—	—	—	—	—	—	—	—
Average Daily (Max)	—	—	—	—	—	—	—	—	—	—	—	—	—	—	—	—	—	—
Unmit.	4.77	4.60	1.55	16.4	0.04	0.02	3.81	3.83	0.02	0.97	0.99	49.0	4,340	4,389	5.15	0.19	4.95	4,578
Mit.	4.62	4.45	1.55	16.4	0.04	0.02	3.81	3.83	0.02	0.97	0.99	49.0	4,340	4,389	5.15	0.19	4.95	4,578
% Reduced	3%	3%	—	—	—	—	—	—	—	—	—	—	—	—	—	—	—	—
Annual (Max)	—	—	—	—	—	—	—	—	—	—	—	—	—	—	—	—	—	—
Unmit.	0.87	0.84	0.28	2.99	0.01	< 0.005	0.70	0.70	< 0.005	0.18	0.18	8.11	718	727	0.85	0.03	0.82	758
Mit.	0.84	0.81	0.28	2.99	0.01	< 0.005	0.70	0.70	< 0.005	0.18	0.18	8.11	718	727	0.85	0.03	0.82	758
% Reduced	3%	3%	—	—	—	—	—	—	—	—	—	—	—	—	—	—	—	—

2.5. Operations Emissions by Sector, Unmitigated

Criteria Pollutants (lb/day for daily, ton/yr for annual) and GHGs (lb/day for daily, MT/yr for annual)

Sector	TOG	ROG	NOx	CO	SO2	PM10E	PM10D	PM10T	PM2.5E	PM2.5D	PM2.5T	BCO2	NBCO2	CO2T	CH4	N2O	R	CO2e
Daily, Summer (Max)	—	—	—	—	—	—	—	—	—	—	—	—	—	—	—	—	—	—
Mobile	1.99	1.84	1.39	14.0	0.04	0.02	3.81	3.84	0.02	0.97	0.99	—	3,831	3,831	0.15	0.15	9.64	3,890
Area	3.09	3.06	0.06	5.92	< 0.005	< 0.005	—	< 0.005	< 0.005	—	< 0.005	0.00	15.8	15.8	< 0.005	< 0.005	—	15.8
Energy	0.00	0.00	0.00	0.00	0.00	0.00	—	0.00	0.00	—	0.00	—	589	589	0.07	0.01	—	594

Water	—	—	—	—	—	—	—	—	—	—	—	7.55	21.7	29.3	0.78	0.02	—	54.3
Waste	—	—	—	—	—	—	—	—	—	—	—	41.4	0.00	41.4	4.14	0.00	—	145
Refrig.	—	—	—	—	—	—	—	—	—	—	—	—	—	—	—	—	0.79	0.79
Total	5.07	4.89	1.45	19.9	0.04	0.03	3.81	3.84	0.02	0.97	0.99	49.0	4,458	4,507	5.14	0.18	10.4	4,700
Daily, Winter (Max)	—	—	—	—	—	—	—	—	—	—	—	—	—	—	—	—	—	—
Mobile	1.97	1.82	1.55	13.7	0.04	0.02	3.81	3.84	0.02	0.97	0.99	—	3,700	3,700	0.16	0.16	0.25	3,753
Area	2.55	2.55	0.00	0.00	0.00	0.00	—	0.00	0.00	—	0.00	0.00	0.00	0.00	0.00	0.00	—	0.00
Energy	0.00	0.00	0.00	0.00	0.00	0.00	—	0.00	0.00	—	0.00	—	589	589	0.07	0.01	—	594
Water	—	—	—	—	—	—	—	—	—	—	—	7.55	21.7	29.3	0.78	0.02	—	54.3
Waste	—	—	—	—	—	—	—	—	—	—	—	41.4	0.00	41.4	4.14	0.00	—	145
Refrig.	—	—	—	—	—	—	—	—	—	—	—	—	—	—	—	—	0.79	0.79
Total	4.52	4.37	1.55	13.7	0.04	0.02	3.81	3.84	0.02	0.97	0.99	49.0	4,311	4,360	5.15	0.19	1.04	4,547
Average Daily	—	—	—	—	—	—	—	—	—	—	—	—	—	—	—	—	—	—
Mobile	1.96	1.80	1.52	13.5	0.04	0.02	3.81	3.83	0.02	0.97	0.99	—	3,721	3,721	0.15	0.16	4.16	3,776
Area	2.81	2.80	0.03	2.92	< 0.005	< 0.005	—	< 0.005	< 0.005	—	< 0.005	0.00	7.78	7.78	< 0.005	< 0.005	—	7.81
Energy	0.00	0.00	0.00	0.00	0.00	0.00	—	0.00	0.00	—	0.00	—	589	589	0.07	0.01	—	594
Water	—	—	—	—	—	—	—	—	—	—	—	7.55	21.7	29.3	0.78	0.02	—	54.3
Waste	—	—	—	—	—	—	—	—	—	—	—	41.4	0.00	41.4	4.14	0.00	—	145
Refrig.	—	—	—	—	—	—	—	—	—	—	—	—	—	—	—	—	0.79	0.79
Total	4.77	4.60	1.55	16.4	0.04	0.02	3.81	3.83	0.02	0.97	0.99	49.0	4,340	4,389	5.15	0.19	4.95	4,578
Annual	—	—	—	—	—	—	—	—	—	—	—	—	—	—	—	—	—	—
Mobile	0.36	0.33	0.28	2.46	0.01	< 0.005	0.70	0.70	< 0.005	0.18	0.18	—	616	616	0.03	0.03	0.69	625
Area	0.51	0.51	< 0.005	0.53	< 0.005	< 0.005	—	< 0.005	< 0.005	—	< 0.005	0.00	1.29	1.29	< 0.005	< 0.005	—	1.29
Energy	0.00	0.00	0.00	0.00	0.00	0.00	—	0.00	0.00	—	0.00	—	97.6	97.6	0.01	< 0.005	—	98.4
Water	—	—	—	—	—	—	—	—	—	—	—	1.25	3.60	4.85	0.13	< 0.005	—	8.99
Waste	—	—	—	—	—	—	—	—	—	—	—	6.86	0.00	6.86	0.69	0.00	—	24.0

Refrig.	—	—	—	—	—	—	—	—	—	—	—	—	—	—	—	—	0.13	0.13
Total	0.87	0.84	0.28	2.99	0.01	< 0.005	0.70	0.70	< 0.005	0.18	0.18	8.11	718	727	0.85	0.03	0.82	758

2.6. Operations Emissions by Sector, Mitigated

Criteria Pollutants (lb/day for daily, ton/yr for annual) and GHGs (lb/day for daily, MT/yr for annual)

Sector	TOG	ROG	NOx	CO	SO2	PM10E	PM10D	PM10T	PM2.5E	PM2.5D	PM2.5T	BCO2	NBCO2	CO2T	CH4	N2O	R	CO2e
Daily, Summer (Max)	—	—	—	—	—	—	—	—	—	—	—	—	—	—	—	—	—	—
Mobile	1.99	1.84	1.39	14.0	0.04	0.02	3.81	3.84	0.02	0.97	0.99	—	3,831	3,831	0.15	0.15	9.64	3,890
Area	2.94	2.91	0.06	5.92	< 0.005	< 0.005	—	< 0.005	< 0.005	—	< 0.005	0.00	15.8	15.8	< 0.005	< 0.005	—	15.8
Energy	0.00	0.00	0.00	0.00	0.00	0.00	—	0.00	0.00	—	0.00	—	589	589	0.07	0.01	—	594
Water	—	—	—	—	—	—	—	—	—	—	—	7.55	21.7	29.3	0.78	0.02	—	54.3
Waste	—	—	—	—	—	—	—	—	—	—	—	41.4	0.00	41.4	4.14	0.00	—	145
Refrig.	—	—	—	—	—	—	—	—	—	—	—	—	—	—	—	—	0.79	0.79
Total	4.92	4.74	1.45	19.9	0.04	0.03	3.81	3.84	0.02	0.97	0.99	49.0	4,458	4,507	5.14	0.18	10.4	4,700
Daily, Winter (Max)	—	—	—	—	—	—	—	—	—	—	—	—	—	—	—	—	—	—
Mobile	1.97	1.82	1.55	13.7	0.04	0.02	3.81	3.84	0.02	0.97	0.99	—	3,700	3,700	0.16	0.16	0.25	3,753
Area	2.40	2.40	0.00	0.00	0.00	0.00	—	0.00	0.00	—	0.00	0.00	0.00	0.00	0.00	0.00	—	0.00
Energy	0.00	0.00	0.00	0.00	0.00	0.00	—	0.00	0.00	—	0.00	—	589	589	0.07	0.01	—	594
Water	—	—	—	—	—	—	—	—	—	—	—	7.55	21.7	29.3	0.78	0.02	—	54.3
Waste	—	—	—	—	—	—	—	—	—	—	—	41.4	0.00	41.4	4.14	0.00	—	145
Refrig.	—	—	—	—	—	—	—	—	—	—	—	—	—	—	—	—	0.79	0.79
Total	4.37	4.22	1.55	13.7	0.04	0.02	3.81	3.84	0.02	0.97	0.99	49.0	4,311	4,360	5.15	0.19	1.04	4,547
Average Daily	—	—	—	—	—	—	—	—	—	—	—	—	—	—	—	—	—	—
Mobile	1.96	1.80	1.52	13.5	0.04	0.02	3.81	3.83	0.02	0.97	0.99	—	3,721	3,721	0.15	0.16	4.16	3,776
Area	2.66	2.65	0.03	2.92	< 0.005	< 0.005	—	< 0.005	< 0.005	—	< 0.005	0.00	7.78	7.78	< 0.005	< 0.005	—	7.81

Energy	0.00	0.00	0.00	0.00	0.00	0.00	—	0.00	0.00	—	0.00	—	589	589	0.07	0.01	—	594
Water	—	—	—	—	—	—	—	—	—	—	—	7.55	21.7	29.3	0.78	0.02	—	54.3
Waste	—	—	—	—	—	—	—	—	—	—	—	41.4	0.00	41.4	4.14	0.00	—	145
Refrig.	—	—	—	—	—	—	—	—	—	—	—	—	—	—	—	—	0.79	0.79
Total	4.62	4.45	1.55	16.4	0.04	0.02	3.81	3.83	0.02	0.97	0.99	49.0	4,340	4,389	5.15	0.19	4.95	4,578
Annual	—	—	—	—	—	—	—	—	—	—	—	—	—	—	—	—	—	—
Mobile	0.36	0.33	0.28	2.46	0.01	< 0.005	0.70	0.70	< 0.005	0.18	0.18	—	616	616	0.03	0.03	0.69	625
Area	0.49	0.48	< 0.005	0.53	< 0.005	< 0.005	—	< 0.005	< 0.005	—	< 0.005	0.00	1.29	1.29	< 0.005	< 0.005	—	1.29
Energy	0.00	0.00	0.00	0.00	0.00	0.00	—	0.00	0.00	—	0.00	—	97.6	97.6	0.01	< 0.005	—	98.4
Water	—	—	—	—	—	—	—	—	—	—	—	1.25	3.60	4.85	0.13	< 0.005	—	8.99
Waste	—	—	—	—	—	—	—	—	—	—	—	6.86	0.00	6.86	0.69	0.00	—	24.0
Refrig.	—	—	—	—	—	—	—	—	—	—	—	—	—	—	—	—	0.13	0.13
Total	0.84	0.81	0.28	2.99	0.01	< 0.005	0.70	0.70	< 0.005	0.18	0.18	8.11	718	727	0.85	0.03	0.82	758

3. Construction Emissions Details

3.1. Site Preparation (2028) - Unmitigated

Criteria Pollutants (lb/day for daily, ton/yr for annual) and GHGs (lb/day for daily, MT/yr for annual)

Location	TOG	ROG	NOx	CO	SO2	PM10E	PM10D	PM10T	PM2.5E	PM2.5D	PM2.5T	BCO2	NBCO2	CO2T	CH4	N2O	R	CO2e
Onsite	—	—	—	—	—	—	—	—	—	—	—	—	—	—	—	—	—	—
Daily, Summer (Max)	—	—	—	—	—	—	—	—	—	—	—	—	—	—	—	—	—	—
Off-Road Equipment	3.61	3.04	27.5	28.4	0.05	1.14	—	1.14	1.05	—	1.05	—	5,300	5,300	0.21	0.04	—	5,318
Dust From Material Movement	—	—	—	—	—	—	7.67	7.67	—	3.94	3.94	—	—	—	—	—	—	—

Onsite truck	0.00	0.00	0.00	0.00	0.00	0.00	0.00	0.00	0.00	0.00	0.00	—	0.00	0.00	0.00	0.00	0.00	0.00
Daily, Winter (Max)	—	—	—	—	—	—	—	—	—	—	—	—	—	—	—	—	—	—
Average Daily	—	—	—	—	—	—	—	—	—	—	—	—	—	—	—	—	—	—
Off-Road Equipment	0.89	0.75	6.77	6.99	0.01	0.28	—	0.28	0.26	—	0.26	—	1,307	1,307	0.05	0.01	—	1,311
Dust From Material Movement	—	—	—	—	—	—	1.89	1.89	—	0.97	0.97	—	—	—	—	—	—	—
Onsite truck	0.00	0.00	0.00	0.00	0.00	0.00	0.00	0.00	0.00	0.00	0.00	—	0.00	0.00	0.00	0.00	0.00	0.00
Annual	—	—	—	—	—	—	—	—	—	—	—	—	—	—	—	—	—	—
Off-Road Equipment	0.16	0.14	1.24	1.28	< 0.005	0.05	—	0.05	0.05	—	0.05	—	216	216	0.01	< 0.005	—	217
Dust From Material Movement	—	—	—	—	—	—	0.34	0.34	—	0.18	0.18	—	—	—	—	—	—	—
Onsite truck	0.00	0.00	0.00	0.00	0.00	0.00	0.00	0.00	0.00	0.00	0.00	—	0.00	0.00	0.00	0.00	0.00	0.00
Offsite	—	—	—	—	—	—	—	—	—	—	—	—	—	—	—	—	—	—
Daily, Summer (Max)	—	—	—	—	—	—	—	—	—	—	—	—	—	—	—	—	—	—
Worker	0.07	0.07	0.06	0.90	0.00	0.00	0.23	0.23	0.00	0.05	0.05	—	221	221	< 0.005	0.01	0.71	225
Vendor	0.00	0.00	0.00	0.00	0.00	0.00	0.00	0.00	0.00	0.00	0.00	—	0.00	0.00	0.00	0.00	0.00	0.00
Hauling	0.00	0.00	0.00	0.00	0.00	0.00	0.00	0.00	0.00	0.00	0.00	—	0.00	0.00	0.00	0.00	0.00	0.00

Daily, Winter (Max)	—	—	—	—	—	—	—	—	—	—	—	—	—	—	—	—	—	—
Average Daily	—	—	—	—	—	—	—	—	—	—	—	—	—	—	—	—	—	—
Worker	0.02	0.02	0.02	0.20	0.00	0.00	0.06	0.06	0.00	0.01	0.01	—	52.5	52.5	< 0.005	< 0.005	0.07	53.2
Vendor	0.00	0.00	0.00	0.00	0.00	0.00	0.00	0.00	0.00	0.00	0.00	—	0.00	0.00	0.00	0.00	0.00	0.00
Hauling	0.00	0.00	0.00	0.00	0.00	0.00	0.00	0.00	0.00	0.00	0.00	—	0.00	0.00	0.00	0.00	0.00	0.00
Annual	—	—	—	—	—	—	—	—	—	—	—	—	—	—	—	—	—	—
Worker	< 0.005	< 0.005	< 0.005	0.04	0.00	0.00	0.01	0.01	0.00	< 0.005	< 0.005	—	8.70	8.70	< 0.005	< 0.005	0.01	8.81
Vendor	0.00	0.00	0.00	0.00	0.00	0.00	0.00	0.00	0.00	0.00	0.00	—	0.00	0.00	0.00	0.00	0.00	0.00
Hauling	0.00	0.00	0.00	0.00	0.00	0.00	0.00	0.00	0.00	0.00	0.00	—	0.00	0.00	0.00	0.00	0.00	0.00

3.2. Site Preparation (2028) - Mitigated

Criteria Pollutants (lb/day for daily, ton/yr for annual) and GHGs (lb/day for daily, MT/yr for annual)

Location	TOG	ROG	NOx	CO	SO2	PM10E	PM10D	PM10T	PM2.5E	PM2.5D	PM2.5T	BCO2	NBCO2	CO2T	CH4	N2O	R	CO2e
Onsite	—	—	—	—	—	—	—	—	—	—	—	—	—	—	—	—	—	—
Daily, Summer (Max)	—	—	—	—	—	—	—	—	—	—	—	—	—	—	—	—	—	—
Off-Road Equipment	0.50	0.50	2.59	28.3	0.05	0.10	—	0.10	0.10	—	0.10	—	5,300	5,300	0.21	0.04	—	5,318
Dust From Material Movement	—	—	—	—	—	—	7.67	7.67	—	3.94	3.94	—	—	—	—	—	—	—
Onsite truck	0.00	0.00	0.00	0.00	0.00	0.00	0.00	0.00	0.00	0.00	0.00	—	0.00	0.00	0.00	0.00	0.00	0.00
Daily, Winter (Max)	—	—	—	—	—	—	—	—	—	—	—	—	—	—	—	—	—	—

Average Daily	—	—	—	—	—	—	—	—	—	—	—	—	—	—	—	—	—	—
Off-Road Equipment	0.12	0.12	0.64	6.98	0.01	0.02	—	0.02	0.02	—	0.02	—	1,307	1,307	0.05	0.01	—	1,311
Dust From Material Movement	—	—	—	—	—	—	1.89	1.89	—	0.97	0.97	—	—	—	—	—	—	—
Onsite truck	0.00	0.00	0.00	0.00	0.00	0.00	0.00	0.00	0.00	0.00	0.00	—	0.00	0.00	0.00	0.00	0.00	0.00
Annual	—	—	—	—	—	—	—	—	—	—	—	—	—	—	—	—	—	—
Off-Road Equipment	0.02	0.02	0.12	1.27	< 0.005	< 0.005	—	< 0.005	< 0.005	—	< 0.005	—	216	216	0.01	< 0.005	—	217
Dust From Material Movement	—	—	—	—	—	—	0.34	0.34	—	0.18	0.18	—	—	—	—	—	—	—
Onsite truck	0.00	0.00	0.00	0.00	0.00	0.00	0.00	0.00	0.00	0.00	0.00	—	0.00	0.00	0.00	0.00	0.00	0.00
Offsite	—	—	—	—	—	—	—	—	—	—	—	—	—	—	—	—	—	—
Daily, Summer (Max)	—	—	—	—	—	—	—	—	—	—	—	—	—	—	—	—	—	—
Worker	0.07	0.07	0.06	0.90	0.00	0.00	0.23	0.23	0.00	0.05	0.05	—	221	221	< 0.005	0.01	0.71	225
Vendor	0.00	0.00	0.00	0.00	0.00	0.00	0.00	0.00	0.00	0.00	0.00	—	0.00	0.00	0.00	0.00	0.00	0.00
Hauling	0.00	0.00	0.00	0.00	0.00	0.00	0.00	0.00	0.00	0.00	0.00	—	0.00	0.00	0.00	0.00	0.00	0.00
Daily, Winter (Max)	—	—	—	—	—	—	—	—	—	—	—	—	—	—	—	—	—	—
Average Daily	—	—	—	—	—	—	—	—	—	—	—	—	—	—	—	—	—	—
Worker	0.02	0.02	0.02	0.20	0.00	0.00	0.06	0.06	0.00	0.01	0.01	—	52.5	52.5	< 0.005	< 0.005	0.07	53.2

Vendor	0.00	0.00	0.00	0.00	0.00	0.00	0.00	0.00	0.00	0.00	0.00	—	0.00	0.00	0.00	0.00	0.00	0.00
Hauling	0.00	0.00	0.00	0.00	0.00	0.00	0.00	0.00	0.00	0.00	0.00	—	0.00	0.00	0.00	0.00	0.00	0.00
Annual	—	—	—	—	—	—	—	—	—	—	—	—	—	—	—	—	—	—
Worker	< 0.005	< 0.005	< 0.005	0.04	0.00	0.00	0.01	0.01	0.00	< 0.005	< 0.005	—	8.70	8.70	< 0.005	< 0.005	0.01	8.81
Vendor	0.00	0.00	0.00	0.00	0.00	0.00	0.00	0.00	0.00	0.00	0.00	—	0.00	0.00	0.00	0.00	0.00	0.00
Hauling	0.00	0.00	0.00	0.00	0.00	0.00	0.00	0.00	0.00	0.00	0.00	—	0.00	0.00	0.00	0.00	0.00	0.00

3.3. Grading (2028) - Unmitigated

Criteria Pollutants (lb/day for daily, ton/yr for annual) and GHGs (lb/day for daily, MT/yr for annual)

Location	TOG	ROG	NOx	CO	SO2	PM10E	PM10D	PM10T	PM2.5E	PM2.5D	PM2.5T	BCO2	NBCO2	CO2T	CH4	N2O	R	CO2e
Onsite	—	—	—	—	—	—	—	—	—	—	—	—	—	—	—	—	—	—
Daily, Summer (Max)	—	—	—	—	—	—	—	—	—	—	—	—	—	—	—	—	—	—
Off-Road Equipment	1.86	1.56	13.8	17.3	0.03	0.57	—	0.57	0.52	—	0.52	—	2,961	2,961	0.12	0.02	—	2,971
Dust From Material Movement	—	—	—	—	—	—	2.78	2.78	—	1.34	1.34	—	—	—	—	—	—	—
Onsite truck	0.00	0.00	0.00	0.00	0.00	0.00	0.00	0.00	0.00	0.00	0.00	—	0.00	0.00	0.00	0.00	0.00	0.00
Daily, Winter (Max)	—	—	—	—	—	—	—	—	—	—	—	—	—	—	—	—	—	—
Average Daily	—	—	—	—	—	—	—	—	—	—	—	—	—	—	—	—	—	—
Off-Road Equipment	0.15	0.13	1.13	1.42	< 0.005	0.05	—	0.05	0.04	—	0.04	—	243	243	0.01	< 0.005	—	244

Dust From Material Movement	—	—	—	—	—	—	0.23	0.23	—	0.11	0.11	—	—	—	—	—	—	—
Onsite truck	0.00	0.00	0.00	0.00	0.00	0.00	0.00	0.00	0.00	0.00	0.00	—	0.00	0.00	0.00	0.00	0.00	0.00
Annual	—	—	—	—	—	—	—	—	—	—	—	—	—	—	—	—	—	—
Off-Road Equipment	0.03	0.02	0.21	0.26	< 0.005	0.01	—	0.01	0.01	—	0.01	—	40.3	40.3	< 0.005	< 0.005	—	40.4
Dust From Material Movement	—	—	—	—	—	—	0.04	0.04	—	0.02	0.02	—	—	—	—	—	—	—
Onsite truck	0.00	0.00	0.00	0.00	0.00	0.00	0.00	0.00	0.00	0.00	0.00	—	0.00	0.00	0.00	0.00	0.00	0.00
Offsite	—	—	—	—	—	—	—	—	—	—	—	—	—	—	—	—	—	—
Daily, Summer (Max)	—	—	—	—	—	—	—	—	—	—	—	—	—	—	—	—	—	—
Worker	0.06	0.06	0.05	0.77	0.00	0.00	0.20	0.20	0.00	0.05	0.05	—	190	190	< 0.005	0.01	0.60	192
Vendor	0.00	0.00	0.00	0.00	0.00	0.00	0.00	0.00	0.00	0.00	0.00	—	0.00	0.00	0.00	0.00	0.00	0.00
Hauling	0.20	0.08	5.71	1.49	0.03	0.06	1.28	1.34	0.06	0.36	0.42	—	4,578	4,578	0.08	0.74	8.84	4,808
Daily, Winter (Max)	—	—	—	—	—	—	—	—	—	—	—	—	—	—	—	—	—	—
Average Daily	—	—	—	—	—	—	—	—	—	—	—	—	—	—	—	—	—	—
Worker	< 0.005	< 0.005	< 0.005	0.06	0.00	0.00	0.02	0.02	0.00	< 0.005	< 0.005	—	15.0	15.0	< 0.005	< 0.005	0.02	15.2
Vendor	0.00	0.00	0.00	0.00	0.00	0.00	0.00	0.00	0.00	0.00	0.00	—	0.00	0.00	0.00	0.00	0.00	0.00
Hauling	0.02	0.01	0.49	0.12	< 0.005	0.01	0.11	0.11	0.01	0.03	0.03	—	376	376	0.01	0.06	0.31	395
Annual	—	—	—	—	—	—	—	—	—	—	—	—	—	—	—	—	—	—
Worker	< 0.005	< 0.005	< 0.005	0.01	0.00	0.00	< 0.005	< 0.005	0.00	< 0.005	< 0.005	—	2.48	2.48	< 0.005	< 0.005	< 0.005	2.52

Vendor	0.00	0.00	0.00	0.00	0.00	0.00	0.00	0.00	0.00	0.00	0.00	—	0.00	0.00	0.00	0.00	0.00	0.00
Hauling	< 0.005	< 0.005	0.09	0.02	< 0.005	< 0.005	0.02	0.02	< 0.005	0.01	0.01	—	62.3	62.3	< 0.005	0.01	0.05	65.4

3.4. Grading (2028) - Mitigated

Criteria Pollutants (lb/day for daily, ton/yr for annual) and GHGs (lb/day for daily, MT/yr for annual)

Location	TOG	ROG	NOx	CO	SO2	PM10E	PM10D	PM10T	PM2.5E	PM2.5D	PM2.5T	BCO2	NBCO2	CO2T	CH4	N2O	R	CO2e
Onsite	—	—	—	—	—	—	—	—	—	—	—	—	—	—	—	—	—	—
Daily, Summer (Max)	—	—	—	—	—	—	—	—	—	—	—	—	—	—	—	—	—	—
Off-Road Equipment	0.29	0.29	2.04	17.8	0.03	0.06	—	0.06	0.06	—	0.06	—	2,961	2,961	0.12	0.02	—	2,971
Dust From Material Movement	—	—	—	—	—	—	2.78	2.78	—	1.34	1.34	—	—	—	—	—	—	—
Onsite truck	0.00	0.00	0.00	0.00	0.00	0.00	0.00	0.00	0.00	0.00	0.00	—	0.00	0.00	0.00	0.00	0.00	0.00
Daily, Winter (Max)	—	—	—	—	—	—	—	—	—	—	—	—	—	—	—	—	—	—
Average Daily	—	—	—	—	—	—	—	—	—	—	—	—	—	—	—	—	—	—
Off-Road Equipment	0.02	0.02	0.17	1.46	< 0.005	< 0.005	—	< 0.005	< 0.005	—	< 0.005	—	243	243	0.01	< 0.005	—	244
Dust From Material Movement	—	—	—	—	—	—	0.23	0.23	—	0.11	0.11	—	—	—	—	—	—	—
Onsite truck	0.00	0.00	0.00	0.00	0.00	0.00	0.00	0.00	0.00	0.00	0.00	—	0.00	0.00	0.00	0.00	0.00	0.00

Annual	—	—	—	—	—	—	—	—	—	—	—	—	—	—	—	—	—	—
Off-Road Equipment	< 0.005	< 0.005	0.03	0.27	< 0.005	< 0.005	—	< 0.005	< 0.005	—	< 0.005	—	40.3	40.3	< 0.005	< 0.005	—	40.4
Dust From Material Movement	—	—	—	—	—	—	0.04	0.04	—	0.02	0.02	—	—	—	—	—	—	—
Onsite truck	0.00	0.00	0.00	0.00	0.00	0.00	0.00	0.00	0.00	0.00	0.00	—	0.00	0.00	0.00	0.00	0.00	0.00
Offsite	—	—	—	—	—	—	—	—	—	—	—	—	—	—	—	—	—	—
Daily, Summer (Max)	—	—	—	—	—	—	—	—	—	—	—	—	—	—	—	—	—	—
Worker	0.06	0.06	0.05	0.77	0.00	0.00	0.20	0.20	0.00	0.05	0.05	—	190	190	< 0.005	0.01	0.60	192
Vendor	0.00	0.00	0.00	0.00	0.00	0.00	0.00	0.00	0.00	0.00	0.00	—	0.00	0.00	0.00	0.00	0.00	0.00
Hauling	0.20	0.08	5.71	1.49	0.03	0.06	1.28	1.34	0.06	0.36	0.42	—	4,578	4,578	0.08	0.74	8.84	4,808
Daily, Winter (Max)	—	—	—	—	—	—	—	—	—	—	—	—	—	—	—	—	—	—
Average Daily	—	—	—	—	—	—	—	—	—	—	—	—	—	—	—	—	—	—
Worker	< 0.005	< 0.005	< 0.005	0.06	0.00	0.00	0.02	0.02	0.00	< 0.005	< 0.005	—	15.0	15.0	< 0.005	< 0.005	0.02	15.2
Vendor	0.00	0.00	0.00	0.00	0.00	0.00	0.00	0.00	0.00	0.00	0.00	—	0.00	0.00	0.00	0.00	0.00	0.00
Hauling	0.02	0.01	0.49	0.12	< 0.005	0.01	0.11	0.11	0.01	0.03	0.03	—	376	376	0.01	0.06	0.31	395
Annual	—	—	—	—	—	—	—	—	—	—	—	—	—	—	—	—	—	—
Worker	< 0.005	< 0.005	< 0.005	0.01	0.00	0.00	< 0.005	< 0.005	0.00	< 0.005	< 0.005	—	2.48	2.48	< 0.005	< 0.005	< 0.005	2.52
Vendor	0.00	0.00	0.00	0.00	0.00	0.00	0.00	0.00	0.00	0.00	0.00	—	0.00	0.00	0.00	0.00	0.00	0.00
Hauling	< 0.005	< 0.005	0.09	0.02	< 0.005	< 0.005	0.02	0.02	< 0.005	0.01	0.01	—	62.3	62.3	< 0.005	0.01	0.05	65.4

3.5. Building Construction (2028) - Unmitigated

Criteria Pollutants (lb/day for daily, ton/yr for annual) and GHGs (lb/day for daily, MT/yr for annual)

Location	TOG	ROG	NOx	CO	SO2	PM10E	PM10D	PM10T	PM2.5E	PM2.5D	PM2.5T	BCO2	NBCO2	CO2T	CH4	N2O	R	CO2e
Onsite	—	—	—	—	—	—	—	—	—	—	—	—	—	—	—	—	—	—
Daily, Summer (Max)	—	—	—	—	—	—	—	—	—	—	—	—	—	—	—	—	—	—
Off-Road Equipment	1.18	0.99	8.92	12.9	0.02	0.30	—	0.30	0.28	—	0.28	—	2,397	2,397	0.10	0.02	—	2,406
Onsite truck	0.00	0.00	0.00	0.00	0.00	0.00	0.00	0.00	0.00	0.00	0.00	—	0.00	0.00	0.00	0.00	0.00	0.00
Daily, Winter (Max)	—	—	—	—	—	—	—	—	—	—	—	—	—	—	—	—	—	—
Off-Road Equipment	1.18	0.99	8.92	12.9	0.02	0.30	—	0.30	0.28	—	0.28	—	2,397	2,397	0.10	0.02	—	2,406
Onsite truck	0.00	0.00	0.00	0.00	0.00	0.00	0.00	0.00	0.00	0.00	0.00	—	0.00	0.00	0.00	0.00	0.00	0.00
Average Daily	—	—	—	—	—	—	—	—	—	—	—	—	—	—	—	—	—	—
Off-Road Equipment	0.25	0.21	1.87	2.71	< 0.005	0.06	—	0.06	0.06	—	0.06	—	502	502	0.02	< 0.005	—	504
Onsite truck	0.00	0.00	0.00	0.00	0.00	0.00	0.00	0.00	0.00	0.00	0.00	—	0.00	0.00	0.00	0.00	0.00	0.00
Annual	—	—	—	—	—	—	—	—	—	—	—	—	—	—	—	—	—	—
Off-Road Equipment	0.05	0.04	0.34	0.49	< 0.005	0.01	—	0.01	0.01	—	0.01	—	83.1	83.1	< 0.005	< 0.005	—	83.4
Onsite truck	0.00	0.00	0.00	0.00	0.00	0.00	0.00	0.00	0.00	0.00	0.00	—	0.00	0.00	0.00	0.00	0.00	0.00

Offsite	—	—	—	—	—	—	—	—	—	—	—	—	—	—	—	—	—	—
Daily, Summer (Max)	—	—	—	—	—	—	—	—	—	—	—	—	—	—	—	—	—	—
Worker	0.29	0.29	0.26	3.87	0.00	0.00	0.98	0.98	0.00	0.23	0.23	—	947	947	0.01	0.04	3.02	961
Vendor	0.01	0.01	0.37	0.12	< 0.005	< 0.005	0.10	0.10	< 0.005	0.03	0.03	—	322	322	< 0.005	0.05	0.68	337
Hauling	0.00	0.00	0.00	0.00	0.00	0.00	0.00	0.00	0.00	0.00	0.00	—	0.00	0.00	0.00	0.00	0.00	0.00
Daily, Winter (Max)	—	—	—	—	—	—	—	—	—	—	—	—	—	—	—	—	—	—
Worker	0.29	0.28	0.30	3.48	0.00	0.00	0.98	0.98	0.00	0.23	0.23	—	905	905	0.01	0.04	0.08	916
Vendor	0.01	0.01	0.38	0.12	< 0.005	< 0.005	0.10	0.10	< 0.005	0.03	0.03	—	323	323	< 0.005	0.05	0.02	337
Hauling	0.00	0.00	0.00	0.00	0.00	0.00	0.00	0.00	0.00	0.00	0.00	—	0.00	0.00	0.00	0.00	0.00	0.00
Average Daily	—	—	—	—	—	—	—	—	—	—	—	—	—	—	—	—	—	—
Worker	0.06	0.06	0.06	0.73	0.00	0.00	0.20	0.20	0.00	0.05	0.05	—	191	191	< 0.005	0.01	0.27	193
Vendor	< 0.005	< 0.005	0.08	0.03	< 0.005	< 0.005	0.02	0.02	< 0.005	0.01	0.01	—	67.5	67.5	< 0.005	0.01	0.06	70.5
Hauling	0.00	0.00	0.00	0.00	0.00	0.00	0.00	0.00	0.00	0.00	0.00	—	0.00	0.00	0.00	0.00	0.00	0.00
Annual	—	—	—	—	—	—	—	—	—	—	—	—	—	—	—	—	—	—
Worker	0.01	0.01	0.01	0.13	0.00	0.00	0.04	0.04	0.00	0.01	0.01	—	31.6	31.6	< 0.005	< 0.005	0.05	32.0
Vendor	< 0.005	< 0.005	0.01	< 0.005	< 0.005	< 0.005	< 0.005	< 0.005	< 0.005	< 0.005	< 0.005	—	11.2	11.2	< 0.005	< 0.005	0.01	11.7
Hauling	0.00	0.00	0.00	0.00	0.00	0.00	0.00	0.00	0.00	0.00	0.00	—	0.00	0.00	0.00	0.00	0.00	0.00

3.6. Building Construction (2028) - Mitigated

Criteria Pollutants (lb/day for daily, ton/yr for annual) and GHGs (lb/day for daily, MT/yr for annual)

Location	TOG	ROG	NOx	CO	SO2	PM10E	PM10D	PM10T	PM2.5E	PM2.5D	PM2.5T	BCO2	NBCO2	CO2T	CH4	N2O	R	CO2e
Onsite	—	—	—	—	—	—	—	—	—	—	—	—	—	—	—	—	—	—
Daily, Summer (Max)	—	—	—	—	—	—	—	—	—	—	—	—	—	—	—	—	—	—

Off-Road	0.35	0.33	2.81	14.8	0.02	0.07	—	0.07	0.07	—	0.07	—	2,397	2,397	0.10	0.02	—	2,406
Onsite truck	0.00	0.00	0.00	0.00	0.00	0.00	0.00	0.00	0.00	0.00	0.00	—	0.00	0.00	0.00	0.00	0.00	0.00
Daily, Winter (Max)	—	—	—	—	—	—	—	—	—	—	—	—	—	—	—	—	—	—
Off-Road Equipment	0.35	0.33	2.81	14.8	0.02	0.07	—	0.07	0.07	—	0.07	—	2,397	2,397	0.10	0.02	—	2,406
Onsite truck	0.00	0.00	0.00	0.00	0.00	0.00	0.00	0.00	0.00	0.00	0.00	—	0.00	0.00	0.00	0.00	0.00	0.00
Average Daily	—	—	—	—	—	—	—	—	—	—	—	—	—	—	—	—	—	—
Off-Road Equipment	0.07	0.07	0.59	3.10	< 0.005	0.02	—	0.02	0.02	—	0.02	—	502	502	0.02	< 0.005	—	504
Onsite truck	0.00	0.00	0.00	0.00	0.00	0.00	0.00	0.00	0.00	0.00	0.00	—	0.00	0.00	0.00	0.00	0.00	0.00
Annual	—	—	—	—	—	—	—	—	—	—	—	—	—	—	—	—	—	—
Off-Road Equipment	0.01	0.01	0.11	0.57	< 0.005	< 0.005	—	< 0.005	< 0.005	—	< 0.005	—	83.1	83.1	< 0.005	< 0.005	—	83.4
Onsite truck	0.00	0.00	0.00	0.00	0.00	0.00	0.00	0.00	0.00	0.00	0.00	—	0.00	0.00	0.00	0.00	0.00	0.00
Offsite	—	—	—	—	—	—	—	—	—	—	—	—	—	—	—	—	—	—
Daily, Summer (Max)	—	—	—	—	—	—	—	—	—	—	—	—	—	—	—	—	—	—
Worker	0.29	0.29	0.26	3.87	0.00	0.00	0.98	0.98	0.00	0.23	0.23	—	947	947	0.01	0.04	3.02	961
Vendor	0.01	0.01	0.37	0.12	< 0.005	< 0.005	0.10	0.10	< 0.005	0.03	0.03	—	322	322	< 0.005	0.05	0.68	337
Hauling	0.00	0.00	0.00	0.00	0.00	0.00	0.00	0.00	0.00	0.00	0.00	—	0.00	0.00	0.00	0.00	0.00	0.00

Daily, Winter (Max)	—	—	—	—	—	—	—	—	—	—	—	—	—	—	—	—	—	—
Worker	0.29	0.28	0.30	3.48	0.00	0.00	0.98	0.98	0.00	0.23	0.23	—	905	905	0.01	0.04	0.08	916
Vendor	0.01	0.01	0.38	0.12	< 0.005	< 0.005	0.10	0.10	< 0.005	0.03	0.03	—	323	323	< 0.005	0.05	0.02	337
Hauling	0.00	0.00	0.00	0.00	0.00	0.00	0.00	0.00	0.00	0.00	0.00	—	0.00	0.00	0.00	0.00	0.00	0.00
Average Daily	—	—	—	—	—	—	—	—	—	—	—	—	—	—	—	—	—	—
Worker	0.06	0.06	0.06	0.73	0.00	0.00	0.20	0.20	0.00	0.05	0.05	—	191	191	< 0.005	0.01	0.27	193
Vendor	< 0.005	< 0.005	0.08	0.03	< 0.005	< 0.005	0.02	0.02	< 0.005	0.01	0.01	—	67.5	67.5	< 0.005	0.01	0.06	70.5
Hauling	0.00	0.00	0.00	0.00	0.00	0.00	0.00	0.00	0.00	0.00	0.00	—	0.00	0.00	0.00	0.00	0.00	0.00
Annual	—	—	—	—	—	—	—	—	—	—	—	—	—	—	—	—	—	—
Worker	0.01	0.01	0.01	0.13	0.00	0.00	0.04	0.04	0.00	0.01	0.01	—	31.6	31.6	< 0.005	< 0.005	0.05	32.0
Vendor	< 0.005	< 0.005	0.01	< 0.005	< 0.005	< 0.005	< 0.005	< 0.005	< 0.005	< 0.005	< 0.005	—	11.2	11.2	< 0.005	< 0.005	0.01	11.7
Hauling	0.00	0.00	0.00	0.00	0.00	0.00	0.00	0.00	0.00	0.00	0.00	—	0.00	0.00	0.00	0.00	0.00	0.00

3.7. Building Construction (2029) - Unmitigated

Criteria Pollutants (lb/day for daily, ton/yr for annual) and GHGs (lb/day for daily, MT/yr for annual)

Location	TOG	ROG	NOx	CO	SO2	PM10E	PM10D	PM10T	PM2.5E	PM2.5D	PM2.5T	BCO2	NBCO2	CO2T	CH4	N2O	R	CO2e
Onsite	—	—	—	—	—	—	—	—	—	—	—	—	—	—	—	—	—	—
Daily, Summer (Max)	—	—	—	—	—	—	—	—	—	—	—	—	—	—	—	—	—	—
Off-Road Equipment	1.15	0.97	8.58	12.9	0.02	0.28	—	0.28	0.25	—	0.25	—	2,397	2,397	0.10	0.02	—	2,405
Onsite truck	0.00	0.00	0.00	0.00	0.00	0.00	0.00	0.00	0.00	0.00	0.00	—	0.00	0.00	0.00	0.00	0.00	0.00
Daily, Winter (Max)	—	—	—	—	—	—	—	—	—	—	—	—	—	—	—	—	—	—

Off-Roa Equipment	1.15	0.97	8.58	12.9	0.02	0.28	—	0.28	0.25	—	0.25	—	2,397	2,397	0.10	0.02	—	2,405
Onsite truck	0.00	0.00	0.00	0.00	0.00	0.00	0.00	0.00	0.00	0.00	0.00	—	0.00	0.00	0.00	0.00	0.00	0.00
Average Daily	—	—	—	—	—	—	—	—	—	—	—	—	—	—	—	—	—	—
Off-Roa d Equipm ent	0.72	0.60	5.37	8.08	0.01	0.17	—	0.17	0.16	—	0.16	—	1,501	1,501	0.06	0.01	—	1,506
Onsite truck	0.00	0.00	0.00	0.00	0.00	0.00	0.00	0.00	0.00	0.00	0.00	—	0.00	0.00	0.00	0.00	0.00	0.00
Annual	—	—	—	—	—	—	—	—	—	—	—	—	—	—	—	—	—	—
Off-Roa d Equipm ent	0.13	0.11	0.98	1.47	< 0.005	0.03	—	0.03	0.03	—	0.03	—	248	248	0.01	< 0.005	—	249
Onsite truck	0.00	0.00	0.00	0.00	0.00	0.00	0.00	0.00	0.00	0.00	0.00	—	0.00	0.00	0.00	0.00	0.00	0.00
Offsite	—	—	—	—	—	—	—	—	—	—	—	—	—	—	—	—	—	—
Daily, Summer (Max)	—	—	—	—	—	—	—	—	—	—	—	—	—	—	—	—	—	—
Worker	0.28	0.28	0.23	3.62	0.00	0.00	0.98	0.98	0.00	0.23	0.23	—	930	930	0.01	0.04	2.71	944
Vendor	0.01	0.01	0.35	0.11	< 0.005	< 0.005	0.10	0.10	< 0.005	0.03	0.03	—	314	314	< 0.005	0.05	0.60	328
Hauling	0.00	0.00	0.00	0.00	0.00	0.00	0.00	0.00	0.00	0.00	0.00	—	0.00	0.00	0.00	0.00	0.00	0.00
Daily, Winter (Max)	—	—	—	—	—	—	—	—	—	—	—	—	—	—	—	—	—	—
Worker	0.28	0.24	0.30	3.26	0.00	0.00	0.98	0.98	0.00	0.23	0.23	—	889	889	0.01	0.04	0.07	901
Vendor	0.01	0.01	0.36	0.12	< 0.005	< 0.005	0.10	0.10	< 0.005	0.03	0.03	—	314	314	< 0.005	0.05	0.02	328
Hauling	0.00	0.00	0.00	0.00	0.00	0.00	0.00	0.00	0.00	0.00	0.00	—	0.00	0.00	0.00	0.00	0.00	0.00
Average Daily	—	—	—	—	—	—	—	—	—	—	—	—	—	—	—	—	—	—

Worker	0.17	0.15	0.16	2.05	0.00	0.00	0.61	0.61	0.00	0.14	0.14	—	561	561	0.01	0.02	0.73	568
Vendor	0.01	< 0.005	0.23	0.07	< 0.005	< 0.005	0.06	0.06	< 0.005	0.02	0.02	—	196	196	< 0.005	0.03	0.16	205
Hauling	0.00	0.00	0.00	0.00	0.00	0.00	0.00	0.00	0.00	0.00	0.00	—	0.00	0.00	0.00	0.00	0.00	0.00
Annual	—	—	—	—	—	—	—	—	—	—	—	—	—	—	—	—	—	—
Worker	0.03	0.03	0.03	0.37	0.00	0.00	0.11	0.11	0.00	0.03	0.03	—	92.9	92.9	< 0.005	< 0.005	0.12	94.1
Vendor	< 0.005	< 0.005	0.04	0.01	< 0.005	< 0.005	0.01	0.01	< 0.005	< 0.005	< 0.005	—	32.5	32.5	< 0.005	< 0.005	0.03	34.0
Hauling	0.00	0.00	0.00	0.00	0.00	0.00	0.00	0.00	0.00	0.00	0.00	—	0.00	0.00	0.00	0.00	0.00	0.00

3.8. Building Construction (2029) - Mitigated

Criteria Pollutants (lb/day for daily, ton/yr for annual) and GHGs (lb/day for daily, MT/yr for annual)

Location	TOG	ROG	NOx	CO	SO2	PM10E	PM10D	PM10T	PM2.5E	PM2.5D	PM2.5T	BCO2	NBCO2	CO2T	CH4	N2O	R	CO2e
Onsite	—	—	—	—	—	—	—	—	—	—	—	—	—	—	—	—	—	—
Daily, Summer (Max)	—	—	—	—	—	—	—	—	—	—	—	—	—	—	—	—	—	—
Off-Road Equipment	0.35	0.33	2.81	14.8	0.02	0.07	—	0.07	0.07	—	0.07	—	2,397	2,397	0.10	0.02	—	2,405
Onsite truck	0.00	0.00	0.00	0.00	0.00	0.00	0.00	0.00	0.00	0.00	0.00	—	0.00	0.00	0.00	0.00	0.00	0.00
Daily, Winter (Max)	—	—	—	—	—	—	—	—	—	—	—	—	—	—	—	—	—	—
Off-Road Equipment	0.35	0.33	2.81	14.8	0.02	0.07	—	0.07	0.07	—	0.07	—	2,397	2,397	0.10	0.02	—	2,405
Onsite truck	0.00	0.00	0.00	0.00	0.00	0.00	0.00	0.00	0.00	0.00	0.00	—	0.00	0.00	0.00	0.00	0.00	0.00
Average Daily	—	—	—	—	—	—	—	—	—	—	—	—	—	—	—	—	—	—

Off-Road	0.22	0.21	1.76	9.28	0.01	0.05	—	0.05	0.04	—	0.04	—	1,501	1,501	0.06	0.01	—	1,506
Onsite truck	0.00	0.00	0.00	0.00	0.00	0.00	0.00	0.00	0.00	0.00	0.00	—	0.00	0.00	0.00	0.00	0.00	0.00
Annual	—	—	—	—	—	—	—	—	—	—	—	—	—	—	—	—	—	—
Off-Road Equipment	0.04	0.04	0.32	1.69	< 0.005	0.01	—	0.01	0.01	—	0.01	—	248	248	0.01	< 0.005	—	249
Onsite truck	0.00	0.00	0.00	0.00	0.00	0.00	0.00	0.00	0.00	0.00	0.00	—	0.00	0.00	0.00	0.00	0.00	0.00
Offsite	—	—	—	—	—	—	—	—	—	—	—	—	—	—	—	—	—	—
Daily, Summer (Max)	—	—	—	—	—	—	—	—	—	—	—	—	—	—	—	—	—	—
Worker	0.28	0.28	0.23	3.62	0.00	0.00	0.98	0.98	0.00	0.23	0.23	—	930	930	0.01	0.04	2.71	944
Vendor	0.01	0.01	0.35	0.11	< 0.005	< 0.005	0.10	0.10	< 0.005	0.03	0.03	—	314	314	< 0.005	0.05	0.60	328
Hauling	0.00	0.00	0.00	0.00	0.00	0.00	0.00	0.00	0.00	0.00	0.00	—	0.00	0.00	0.00	0.00	0.00	0.00
Daily, Winter (Max)	—	—	—	—	—	—	—	—	—	—	—	—	—	—	—	—	—	—
Worker	0.28	0.24	0.30	3.26	0.00	0.00	0.98	0.98	0.00	0.23	0.23	—	889	889	0.01	0.04	0.07	901
Vendor	0.01	0.01	0.36	0.12	< 0.005	< 0.005	0.10	0.10	< 0.005	0.03	0.03	—	314	314	< 0.005	0.05	0.02	328
Hauling	0.00	0.00	0.00	0.00	0.00	0.00	0.00	0.00	0.00	0.00	0.00	—	0.00	0.00	0.00	0.00	0.00	0.00
Average Daily	—	—	—	—	—	—	—	—	—	—	—	—	—	—	—	—	—	—
Worker	0.17	0.15	0.16	2.05	0.00	0.00	0.61	0.61	0.00	0.14	0.14	—	561	561	0.01	0.02	0.73	568
Vendor	0.01	< 0.005	0.23	0.07	< 0.005	< 0.005	0.06	0.06	< 0.005	0.02	0.02	—	196	196	< 0.005	0.03	0.16	205
Hauling	0.00	0.00	0.00	0.00	0.00	0.00	0.00	0.00	0.00	0.00	0.00	—	0.00	0.00	0.00	0.00	0.00	0.00
Annual	—	—	—	—	—	—	—	—	—	—	—	—	—	—	—	—	—	—
Worker	0.03	0.03	0.03	0.37	0.00	0.00	0.11	0.11	0.00	0.03	0.03	—	92.9	92.9	< 0.005	< 0.005	0.12	94.1
Vendor	< 0.005	< 0.005	0.04	0.01	< 0.005	< 0.005	0.01	0.01	< 0.005	< 0.005	< 0.005	—	32.5	32.5	< 0.005	< 0.005	0.03	34.0

Hauling	0.00	0.00	0.00	0.00	0.00	0.00	0.00	0.00	0.00	0.00	0.00	—	0.00	0.00	0.00	0.00	0.00	0.00

3.9. Paving (2029) - Unmitigated

Criteria Pollutants (lb/day for daily, ton/yr for annual) and GHGs (lb/day for daily, MT/yr for annual)

Location	TOG	ROG	NOx	CO	SO2	PM10E	PM10D	PM10T	PM2.5E	PM2.5D	PM2.5T	BCO2	NBCO2	CO2T	CH4	N2O	R	CO2e
Onsite	—	—	—	—	—	—	—	—	—	—	—	—	—	—	—	—	—	—
Daily, Summer (Max)	—	—	—	—	—	—	—	—	—	—	—	—	—	—	—	—	—	—
Daily, Winter (Max)	—	—	—	—	—	—	—	—	—	—	—	—	—	—	—	—	—	—
Off-Road Equipment	0.74	0.62	5.73	8.81	0.01	0.20	—	0.20	0.18	—	0.18	—	1,350	1,350	0.05	0.01	—	1,354
Paving	0.12	0.12	—	—	—	—	—	—	—	—	—	—	—	—	—	—	—	—
Onsite truck	0.00	0.00	0.00	0.00	0.00	0.00	0.00	0.00	0.00	0.00	0.00	—	0.00	0.00	0.00	0.00	0.00	0.00
Average Daily	—	—	—	—	—	—	—	—	—	—	—	—	—	—	—	—	—	—
Off-Road Equipment	0.06	0.05	0.47	0.72	< 0.005	0.02	—	0.02	0.01	—	0.01	—	111	111	< 0.005	< 0.005	—	111
Paving	0.01	0.01	—	—	—	—	—	—	—	—	—	—	—	—	—	—	—	—
Onsite truck	0.00	0.00	0.00	0.00	0.00	0.00	0.00	0.00	0.00	0.00	0.00	—	0.00	0.00	0.00	0.00	0.00	0.00
Annual	—	—	—	—	—	—	—	—	—	—	—	—	—	—	—	—	—	—
Off-Road Equipment	0.01	0.01	0.09	0.13	< 0.005	< 0.005	—	< 0.005	< 0.005	—	< 0.005	—	18.4	18.4	< 0.005	< 0.005	—	18.4
Paving	< 0.005	< 0.005	—	—	—	—	—	—	—	—	—	—	—	—	—	—	—	—

Onsite truck	0.00	0.00	0.00	0.00	0.00	0.00	0.00	0.00	0.00	0.00	0.00	—	0.00	0.00	0.00	0.00	0.00	0.00
Offsite	—	—	—	—	—	—	—	—	—	—	—	—	—	—	—	—	—	—
Daily, Summer (Max)	—	—	—	—	—	—	—	—	—	—	—	—	—	—	—	—	—	—
Daily, Winter (Max)	—	—	—	—	—	—	—	—	—	—	—	—	—	—	—	—	—	—
Worker	0.07	0.07	0.08	0.87	0.00	0.00	0.26	0.26	0.00	0.06	0.06	—	238	238	< 0.005	0.01	0.02	241
Vendor	0.00	0.00	0.00	0.00	0.00	0.00	0.00	0.00	0.00	0.00	0.00	—	0.00	0.00	0.00	0.00	0.00	0.00
Hauling	0.00	0.00	0.00	0.00	0.00	0.00	0.00	0.00	0.00	0.00	0.00	—	0.00	0.00	0.00	0.00	0.00	0.00
Average Daily	—	—	—	—	—	—	—	—	—	—	—	—	—	—	—	—	—	—
Worker	0.01	0.01	0.01	0.07	0.00	0.00	0.02	0.02	0.00	0.01	0.01	—	19.7	19.7	< 0.005	< 0.005	0.03	19.9
Vendor	0.00	0.00	0.00	0.00	0.00	0.00	0.00	0.00	0.00	0.00	0.00	—	0.00	0.00	0.00	0.00	0.00	0.00
Hauling	0.00	0.00	0.00	0.00	0.00	0.00	0.00	0.00	0.00	0.00	0.00	—	0.00	0.00	0.00	0.00	0.00	0.00
Annual	—	—	—	—	—	—	—	—	—	—	—	—	—	—	—	—	—	—
Worker	< 0.005	< 0.005	< 0.005	0.01	0.00	0.00	< 0.005	< 0.005	0.00	< 0.005	< 0.005	—	3.26	3.26	< 0.005	< 0.005	< 0.005	3.30
Vendor	0.00	0.00	0.00	0.00	0.00	0.00	0.00	0.00	0.00	0.00	0.00	—	0.00	0.00	0.00	0.00	0.00	0.00
Hauling	0.00	0.00	0.00	0.00	0.00	0.00	0.00	0.00	0.00	0.00	0.00	—	0.00	0.00	0.00	0.00	0.00	0.00

3.10. Paving (2029) - Mitigated

Criteria Pollutants (lb/day for daily, ton/yr for annual) and GHGs (lb/day for daily, MT/yr for annual)

Location	TOG	ROG	NOx	CO	SO2	PM10E	PM10D	PM10T	PM2.5E	PM2.5D	PM2.5T	BCO2	NBCO2	CO2T	CH4	N2O	R	CO2e
Onsite	—	—	—	—	—	—	—	—	—	—	—	—	—	—	—	—	—	—
Daily, Summer (Max)	—	—	—	—	—	—	—	—	—	—	—	—	—	—	—	—	—	—
Daily, Winter (Max)	—	—	—	—	—	—	—	—	—	—	—	—	—	—	—	—	—	—

Off-Roa Equipment	0.23	0.21	2.14	9.35	0.01	0.05	—	0.05	0.05	—	0.05	—	1,350	1,350	0.05	0.01	—	1,354
Paving	0.12	0.12	—	—	—	—	—	—	—	—	—	—	—	—	—	—	—	—
Onsite truck	0.00	0.00	0.00	0.00	0.00	0.00	0.00	0.00	0.00	0.00	0.00	—	0.00	0.00	0.00	0.00	0.00	0.00
Average Daily	—	—	—	—	—	—	—	—	—	—	—	—	—	—	—	—	—	—
Off-Roa d Equipm ent	0.02	0.02	0.18	0.77	< 0.005	< 0.005	—	< 0.005	< 0.005	—	< 0.005	—	111	111	< 0.005	< 0.005	—	111
Paving	0.01	0.01	—	—	—	—	—	—	—	—	—	—	—	—	—	—	—	—
Onsite truck	0.00	0.00	0.00	0.00	0.00	0.00	0.00	0.00	0.00	0.00	0.00	—	0.00	0.00	0.00	0.00	0.00	0.00
Annual	—	—	—	—	—	—	—	—	—	—	—	—	—	—	—	—	—	—
Off-Roa d Equipm ent	< 0.005	< 0.005	0.03	0.14	< 0.005	< 0.005	—	< 0.005	< 0.005	—	< 0.005	—	18.4	18.4	< 0.005	< 0.005	—	18.4
Paving	< 0.005	< 0.005	—	—	—	—	—	—	—	—	—	—	—	—	—	—	—	—
Onsite truck	0.00	0.00	0.00	0.00	0.00	0.00	0.00	0.00	0.00	0.00	0.00	—	0.00	0.00	0.00	0.00	0.00	0.00
Offsite	—	—	—	—	—	—	—	—	—	—	—	—	—	—	—	—	—	—
Daily, Summer (Max)	—	—	—	—	—	—	—	—	—	—	—	—	—	—	—	—	—	—
Daily, Winter (Max)	—	—	—	—	—	—	—	—	—	—	—	—	—	—	—	—	—	—
Worker	0.07	0.07	0.08	0.87	0.00	0.00	0.26	0.26	0.00	0.06	0.06	—	238	238	< 0.005	0.01	0.02	241
Vendor	0.00	0.00	0.00	0.00	0.00	0.00	0.00	0.00	0.00	0.00	0.00	—	0.00	0.00	0.00	0.00	0.00	0.00
Hauling	0.00	0.00	0.00	0.00	0.00	0.00	0.00	0.00	0.00	0.00	0.00	—	0.00	0.00	0.00	0.00	0.00	0.00
Average Daily	—	—	—	—	—	—	—	—	—	—	—	—	—	—	—	—	—	—

Worker	0.01	0.01	0.01	0.07	0.00	0.00	0.02	0.02	0.00	0.01	0.01	—	19.7	19.7	< 0.005	< 0.005	0.03	19.9
Vendor	0.00	0.00	0.00	0.00	0.00	0.00	0.00	0.00	0.00	0.00	0.00	—	0.00	0.00	0.00	0.00	0.00	0.00
Hauling	0.00	0.00	0.00	0.00	0.00	0.00	0.00	0.00	0.00	0.00	0.00	—	0.00	0.00	0.00	0.00	0.00	0.00
Annual	—	—	—	—	—	—	—	—	—	—	—	—	—	—	—	—	—	—
Worker	< 0.005	< 0.005	< 0.005	0.01	0.00	0.00	< 0.005	< 0.005	0.00	< 0.005	< 0.005	—	3.26	3.26	< 0.005	< 0.005	< 0.005	3.30
Vendor	0.00	0.00	0.00	0.00	0.00	0.00	0.00	0.00	0.00	0.00	0.00	—	0.00	0.00	0.00	0.00	0.00	0.00
Hauling	0.00	0.00	0.00	0.00	0.00	0.00	0.00	0.00	0.00	0.00	0.00	—	0.00	0.00	0.00	0.00	0.00	0.00

3.11. Architectural Coating (2029) - Unmitigated

Criteria Pollutants (lb/day for daily, ton/yr for annual) and GHGs (lb/day for daily, MT/yr for annual)

Location	TOG	ROG	NOx	CO	SO2	PM10E	PM10D	PM10T	PM2.5E	PM2.5D	PM2.5T	BCO2	NBCO2	CO2T	CH4	N2O	R	CO2e
Onsite	—	—	—	—	—	—	—	—	—	—	—	—	—	—	—	—	—	—
Daily, Summer (Max)	—	—	—	—	—	—	—	—	—	—	—	—	—	—	—	—	—	—
Daily, Winter (Max)	—	—	—	—	—	—	—	—	—	—	—	—	—	—	—	—	—	—
Off-Road Equipment	0.12	0.10	0.79	1.11	< 0.005	0.01	—	0.01	0.01	—	0.01	—	134	134	0.01	< 0.005	—	134
Architectural Coatings	23.5	23.5	—	—	—	—	—	—	—	—	—	—	—	—	—	—	—	—
Onsite truck	0.00	0.00	0.00	0.00	0.00	0.00	0.00	0.00	0.00	0.00	0.00	—	0.00	0.00	0.00	0.00	0.00	0.00
Average Daily	—	—	—	—	—	—	—	—	—	—	—	—	—	—	—	—	—	—
Off-Road Equipment	0.01	0.01	0.07	0.09	< 0.005	< 0.005	—	< 0.005	< 0.005	—	< 0.005	—	11.0	11.0	< 0.005	< 0.005	—	11.0

Architect Coatings	1.93	1.93	—	—	—	—	—	—	—	—	—	—	—	—	—	—	—	—
Onsite truck	0.00	0.00	0.00	0.00	0.00	0.00	0.00	0.00	0.00	0.00	0.00	—	0.00	0.00	0.00	0.00	0.00	0.00
Annual	—	—	—	—	—	—	—	—	—	—	—	—	—	—	—	—	—	—
Off-Road Equipment	< 0.005	< 0.005	0.01	0.02	< 0.005	< 0.005	—	< 0.005	< 0.005	—	< 0.005	—	1.82	1.82	< 0.005	< 0.005	—	1.82
Architectural Coatings	0.35	0.35	—	—	—	—	—	—	—	—	—	—	—	—	—	—	—	—
Onsite truck	0.00	0.00	0.00	0.00	0.00	0.00	0.00	0.00	0.00	0.00	0.00	—	0.00	0.00	0.00	0.00	0.00	0.00
Offsite	—	—	—	—	—	—	—	—	—	—	—	—	—	—	—	—	—	—
Daily, Summer (Max)	—	—	—	—	—	—	—	—	—	—	—	—	—	—	—	—	—	—
Daily, Winter (Max)	—	—	—	—	—	—	—	—	—	—	—	—	—	—	—	—	—	—
Worker	0.06	0.05	0.06	0.65	0.00	0.00	0.20	0.20	0.00	0.05	0.05	—	178	178	< 0.005	0.01	0.01	180
Vendor	0.00	0.00	0.00	0.00	0.00	0.00	0.00	0.00	0.00	0.00	0.00	—	0.00	0.00	0.00	0.00	0.00	0.00
Hauling	0.00	0.00	0.00	0.00	0.00	0.00	0.00	0.00	0.00	0.00	0.00	—	0.00	0.00	0.00	0.00	0.00	0.00
Average Daily	—	—	—	—	—	—	—	—	—	—	—	—	—	—	—	—	—	—
Worker	< 0.005	< 0.005	< 0.005	0.05	0.00	0.00	0.02	0.02	0.00	< 0.005	< 0.005	—	14.7	14.7	< 0.005	< 0.005	0.02	14.9
Vendor	0.00	0.00	0.00	0.00	0.00	0.00	0.00	0.00	0.00	0.00	0.00	—	0.00	0.00	0.00	0.00	0.00	0.00
Hauling	0.00	0.00	0.00	0.00	0.00	0.00	0.00	0.00	0.00	0.00	0.00	—	0.00	0.00	0.00	0.00	0.00	0.00
Annual	—	—	—	—	—	—	—	—	—	—	—	—	—	—	—	—	—	—
Worker	< 0.005	< 0.005	< 0.005	0.01	0.00	0.00	< 0.005	< 0.005	0.00	< 0.005	< 0.005	—	2.44	2.44	< 0.005	< 0.005	< 0.005	2.47
Vendor	0.00	0.00	0.00	0.00	0.00	0.00	0.00	0.00	0.00	0.00	0.00	—	0.00	0.00	0.00	0.00	0.00	0.00
Hauling	0.00	0.00	0.00	0.00	0.00	0.00	0.00	0.00	0.00	0.00	0.00	—	0.00	0.00	0.00	0.00	0.00	0.00

3.12. Architectural Coating (2029) - Mitigated

Criteria Pollutants (lb/day for daily, ton/yr for annual) and GHGs (lb/day for daily, MT/yr for annual)

Location	TOG	ROG	NOx	CO	SO2	PM10E	PM10D	PM10T	PM2.5E	PM2.5D	PM2.5T	BCO2	NBCO2	CO2T	CH4	N2O	R	CO2e
Onsite	—	—	—	—	—	—	—	—	—	—	—	—	—	—	—	—	—	—
Daily, Summer (Max)	—	—	—	—	—	—	—	—	—	—	—	—	—	—	—	—	—	—
Daily, Winter (Max)	—	—	—	—	—	—	—	—	—	—	—	—	—	—	—	—	—	—
Off-Road Equipment	0.02	0.02	0.65	0.96	< 0.005	< 0.005	—	< 0.005	< 0.005	—	< 0.005	—	134	134	0.01	< 0.005	—	134
Architectural Coatings	23.5	23.5	—	—	—	—	—	—	—	—	—	—	—	—	—	—	—	—
Onsite truck	0.00	0.00	0.00	0.00	0.00	0.00	0.00	0.00	0.00	0.00	0.00	—	0.00	0.00	0.00	0.00	0.00	0.00
Average Daily	—	—	—	—	—	—	—	—	—	—	—	—	—	—	—	—	—	—
Off-Road Equipment	< 0.005	< 0.005	0.05	0.08	< 0.005	< 0.005	—	< 0.005	< 0.005	—	< 0.005	—	11.0	11.0	< 0.005	< 0.005	—	11.0
Architectural Coatings	1.93	1.93	—	—	—	—	—	—	—	—	—	—	—	—	—	—	—	—
Onsite truck	0.00	0.00	0.00	0.00	0.00	0.00	0.00	0.00	0.00	0.00	0.00	—	0.00	0.00	0.00	0.00	0.00	0.00
Annual	—	—	—	—	—	—	—	—	—	—	—	—	—	—	—	—	—	—

Off-Road Equipment	< 0.005	< 0.005	0.01	0.01	< 0.005	< 0.005	—	< 0.005	< 0.005	—	< 0.005	—	1.82	1.82	< 0.005	< 0.005	—	1.82
Architectural Coatings	0.35	0.35	—	—	—	—	—	—	—	—	—	—	—	—	—	—	—	—
Onsite truck	0.00	0.00	0.00	0.00	0.00	0.00	0.00	0.00	0.00	0.00	0.00	—	0.00	0.00	0.00	0.00	0.00	0.00
Offsite	—	—	—	—	—	—	—	—	—	—	—	—	—	—	—	—	—	—
Daily, Summer (Max)	—	—	—	—	—	—	—	—	—	—	—	—	—	—	—	—	—	—
Daily, Winter (Max)	—	—	—	—	—	—	—	—	—	—	—	—	—	—	—	—	—	—
Worker	0.06	0.05	0.06	0.65	0.00	0.00	0.20	0.20	0.00	0.05	0.05	—	178	178	< 0.005	0.01	0.01	180
Vendor	0.00	0.00	0.00	0.00	0.00	0.00	0.00	0.00	0.00	0.00	0.00	—	0.00	0.00	0.00	0.00	0.00	0.00
Hauling	0.00	0.00	0.00	0.00	0.00	0.00	0.00	0.00	0.00	0.00	0.00	—	0.00	0.00	0.00	0.00	0.00	0.00
Average Daily	—	—	—	—	—	—	—	—	—	—	—	—	—	—	—	—	—	—
Worker	< 0.005	< 0.005	< 0.005	0.05	0.00	0.00	0.02	0.02	0.00	< 0.005	< 0.005	—	14.7	14.7	< 0.005	< 0.005	0.02	14.9
Vendor	0.00	0.00	0.00	0.00	0.00	0.00	0.00	0.00	0.00	0.00	0.00	—	0.00	0.00	0.00	0.00	0.00	0.00
Hauling	0.00	0.00	0.00	0.00	0.00	0.00	0.00	0.00	0.00	0.00	0.00	—	0.00	0.00	0.00	0.00	0.00	0.00
Annual	—	—	—	—	—	—	—	—	—	—	—	—	—	—	—	—	—	—
Worker	< 0.005	< 0.005	< 0.005	0.01	0.00	0.00	< 0.005	< 0.005	0.00	< 0.005	< 0.005	—	2.44	2.44	< 0.005	< 0.005	< 0.005	2.47
Vendor	0.00	0.00	0.00	0.00	0.00	0.00	0.00	0.00	0.00	0.00	0.00	—	0.00	0.00	0.00	0.00	0.00	0.00
Hauling	0.00	0.00	0.00	0.00	0.00	0.00	0.00	0.00	0.00	0.00	0.00	—	0.00	0.00	0.00	0.00	0.00	0.00

4. Operations Emissions Details

4.1. Mobile Emissions by Land Use

4.1.1. Unmitigated

Criteria Pollutants (lb/day for daily, ton/yr for annual) and GHGs (lb/day for daily, MT/yr for annual)

Land Use	TOG	ROG	NOx	CO	SO2	PM10E	PM10D	PM10T	PM2.5E	PM2.5D	PM2.5T	BCO2	NBCO2	CO2T	CH4	N2O	R	CO2e
Daily, Summer (Max)	—	—	—	—	—	—	—	—	—	—	—	—	—	—	—	—	—	—
Apartments Mid Rise	1.99	1.84	1.39	14.0	0.04	0.02	3.81	3.84	0.02	0.97	0.99	—	3,831	3,831	0.15	0.15	9.64	3,890
Parking Lot	0.00	0.00	0.00	0.00	0.00	0.00	0.00	0.00	0.00	0.00	0.00	—	0.00	0.00	0.00	0.00	0.00	0.00
Total	1.99	1.84	1.39	14.0	0.04	0.02	3.81	3.84	0.02	0.97	0.99	—	3,831	3,831	0.15	0.15	9.64	3,890
Daily, Winter (Max)	—	—	—	—	—	—	—	—	—	—	—	—	—	—	—	—	—	—
Apartments Mid Rise	1.97	1.82	1.55	13.7	0.04	0.02	3.81	3.84	0.02	0.97	0.99	—	3,700	3,700	0.16	0.16	0.25	3,753
Parking Lot	0.00	0.00	0.00	0.00	0.00	0.00	0.00	0.00	0.00	0.00	0.00	—	0.00	0.00	0.00	0.00	0.00	0.00
Total	1.97	1.82	1.55	13.7	0.04	0.02	3.81	3.84	0.02	0.97	0.99	—	3,700	3,700	0.16	0.16	0.25	3,753
Annual	—	—	—	—	—	—	—	—	—	—	—	—	—	—	—	—	—	—
Apartments Mid Rise	0.36	0.33	0.28	2.46	0.01	< 0.005	0.70	0.70	< 0.005	0.18	0.18	—	616	616	0.03	0.03	0.69	625
Parking Lot	0.00	0.00	0.00	0.00	0.00	0.00	0.00	0.00	0.00	0.00	0.00	—	0.00	0.00	0.00	0.00	0.00	0.00
Total	0.36	0.33	0.28	2.46	0.01	< 0.005	0.70	0.70	< 0.005	0.18	0.18	—	616	616	0.03	0.03	0.69	625

4.1.2. Mitigated

Criteria Pollutants (lb/day for daily, ton/yr for annual) and GHGs (lb/day for daily, MT/yr for annual)

Land Use	TOG	ROG	NOx	CO	SO2	PM10E	PM10D	PM10T	PM2.5E	PM2.5D	PM2.5T	BCO2	NBCO2	CO2T	CH4	N2O	R	CO2e
Daily, Summer (Max)	—	—	—	—	—	—	—	—	—	—	—	—	—	—	—	—	—	—
Apartments Mid Rise	1.99	1.84	1.39	14.0	0.04	0.02	3.81	3.84	0.02	0.97	0.99	—	3,831	3,831	0.15	0.15	9.64	3,890
Parking Lot	0.00	0.00	0.00	0.00	0.00	0.00	0.00	0.00	0.00	0.00	0.00	—	0.00	0.00	0.00	0.00	0.00	0.00
Total	1.99	1.84	1.39	14.0	0.04	0.02	3.81	3.84	0.02	0.97	0.99	—	3,831	3,831	0.15	0.15	9.64	3,890
Daily, Winter (Max)	—	—	—	—	—	—	—	—	—	—	—	—	—	—	—	—	—	—
Apartments Mid Rise	1.97	1.82	1.55	13.7	0.04	0.02	3.81	3.84	0.02	0.97	0.99	—	3,700	3,700	0.16	0.16	0.25	3,753
Parking Lot	0.00	0.00	0.00	0.00	0.00	0.00	0.00	0.00	0.00	0.00	0.00	—	0.00	0.00	0.00	0.00	0.00	0.00
Total	1.97	1.82	1.55	13.7	0.04	0.02	3.81	3.84	0.02	0.97	0.99	—	3,700	3,700	0.16	0.16	0.25	3,753
Annual	—	—	—	—	—	—	—	—	—	—	—	—	—	—	—	—	—	—
Apartments Mid Rise	0.36	0.33	0.28	2.46	0.01	< 0.005	0.70	0.70	< 0.005	0.18	0.18	—	616	616	0.03	0.03	0.69	625
Parking Lot	0.00	0.00	0.00	0.00	0.00	0.00	0.00	0.00	0.00	0.00	0.00	—	0.00	0.00	0.00	0.00	0.00	0.00
Total	0.36	0.33	0.28	2.46	0.01	< 0.005	0.70	0.70	< 0.005	0.18	0.18	—	616	616	0.03	0.03	0.69	625

4.2. Energy

4.2.1. Electricity Emissions By Land Use - Unmitigated

Criteria Pollutants (lb/day for daily, ton/yr for annual) and GHGs (lb/day for daily, MT/yr for annual)

Land Use	TOG	ROG	NOx	CO	SO2	PM10E	PM10D	PM10T	PM2.5E	PM2.5D	PM2.5T	BCO2	NBCO2	CO2T	CH4	N2O	R	CO2e
Daily, Summer (Max)	—	—	—	—	—	—	—	—	—	—	—	—	—	—	—	—	—	—
Apartments Mid Rise	—	—	—	—	—	—	—	—	—	—	—	—	551	551	0.07	0.01	—	555
Parking Lot	—	—	—	—	—	—	—	—	—	—	—	—	38.5	38.5	< 0.005	< 0.005	—	38.8
Total	—	—	—	—	—	—	—	—	—	—	—	—	589	589	0.07	0.01	—	594
Daily, Winter (Max)	—	—	—	—	—	—	—	—	—	—	—	—	—	—	—	—	—	—
Apartments Mid Rise	—	—	—	—	—	—	—	—	—	—	—	—	551	551	0.07	0.01	—	555
Parking Lot	—	—	—	—	—	—	—	—	—	—	—	—	38.5	38.5	< 0.005	< 0.005	—	38.8
Total	—	—	—	—	—	—	—	—	—	—	—	—	589	589	0.07	0.01	—	594
Annual	—	—	—	—	—	—	—	—	—	—	—	—	—	—	—	—	—	—
Apartments Mid Rise	—	—	—	—	—	—	—	—	—	—	—	—	91.2	91.2	0.01	< 0.005	—	91.9
Parking Lot	—	—	—	—	—	—	—	—	—	—	—	—	6.37	6.37	< 0.005	< 0.005	—	6.42
Total	—	—	—	—	—	—	—	—	—	—	—	—	97.6	97.6	0.01	< 0.005	—	98.4

4.2.2. Electricity Emissions By Land Use - Mitigated

Criteria Pollutants (lb/day for daily, ton/yr for annual) and GHGs (lb/day for daily, MT/yr for annual)

Land Use	TOG	ROG	NOx	CO	SO2	PM10E	PM10D	PM10T	PM2.5E	PM2.5D	PM2.5T	BCO2	NBCO2	CO2T	CH4	N2O	R	CO2e

Daily, Summer (Max)	—	—	—	—	—	—	—	—	—	—	—	—	—	—	—	—	—	—
Apartments Mid Rise	—	—	—	—	—	—	—	—	—	—	—	—	551	551	0.07	0.01	—	555
Parking Lot	—	—	—	—	—	—	—	—	—	—	—	—	38.5	38.5	< 0.005	< 0.005	—	38.8
Total	—	—	—	—	—	—	—	—	—	—	—	—	589	589	0.07	0.01	—	594
Daily, Winter (Max)	—	—	—	—	—	—	—	—	—	—	—	—	—	—	—	—	—	—
Apartments Mid Rise	—	—	—	—	—	—	—	—	—	—	—	—	551	551	0.07	0.01	—	555
Parking Lot	—	—	—	—	—	—	—	—	—	—	—	—	38.5	38.5	< 0.005	< 0.005	—	38.8
Total	—	—	—	—	—	—	—	—	—	—	—	—	589	589	0.07	0.01	—	594
Annual	—	—	—	—	—	—	—	—	—	—	—	—	—	—	—	—	—	—
Apartments Mid Rise	—	—	—	—	—	—	—	—	—	—	—	—	91.2	91.2	0.01	< 0.005	—	91.9
Parking Lot	—	—	—	—	—	—	—	—	—	—	—	—	6.37	6.37	< 0.005	< 0.005	—	6.42
Total	—	—	—	—	—	—	—	—	—	—	—	—	97.6	97.6	0.01	< 0.005	—	98.4

4.2.3. Natural Gas Emissions By Land Use - Unmitigated

Criteria Pollutants (lb/day for daily, ton/yr for annual) and GHGs (lb/day for daily, MT/yr for annual)

Land Use	TOG	ROG	NOx	CO	SO2	PM10E	PM10D	PM10T	PM2.5E	PM2.5D	PM2.5T	BCO2	NBCO2	CO2T	CH4	N2O	R	CO2e
Daily, Summer (Max)	—	—	—	—	—	—	—	—	—	—	—	—	—	—	—	—	—	—

Apartments	0.00	0.00	0.00	0.00	0.00	0.00	—	0.00	0.00	—	0.00	—	0.00	0.00	0.00	0.00	—	0.00
Parking Lot	0.00	0.00	0.00	0.00	0.00	0.00	—	0.00	0.00	—	0.00	—	0.00	0.00	0.00	0.00	—	0.00
Total	0.00	0.00	0.00	0.00	0.00	0.00	—	0.00	0.00	—	0.00	—	0.00	0.00	0.00	0.00	—	0.00
Daily, Winter (Max)	—	—	—	—	—	—	—	—	—	—	—	—	—	—	—	—	—	—
Apartments Mid Rise	0.00	0.00	0.00	0.00	0.00	0.00	—	0.00	0.00	—	0.00	—	0.00	0.00	0.00	0.00	—	0.00
Parking Lot	0.00	0.00	0.00	0.00	0.00	0.00	—	0.00	0.00	—	0.00	—	0.00	0.00	0.00	0.00	—	0.00
Total	0.00	0.00	0.00	0.00	0.00	0.00	—	0.00	0.00	—	0.00	—	0.00	0.00	0.00	0.00	—	0.00
Annual	—	—	—	—	—	—	—	—	—	—	—	—	—	—	—	—	—	—
Apartments Mid Rise	0.00	0.00	0.00	0.00	0.00	0.00	—	0.00	0.00	—	0.00	—	0.00	0.00	0.00	0.00	—	0.00
Parking Lot	0.00	0.00	0.00	0.00	0.00	0.00	—	0.00	0.00	—	0.00	—	0.00	0.00	0.00	0.00	—	0.00
Total	0.00	0.00	0.00	0.00	0.00	0.00	—	0.00	0.00	—	0.00	—	0.00	0.00	0.00	0.00	—	0.00

4.2.4. Natural Gas Emissions By Land Use - Mitigated

Criteria Pollutants (lb/day for daily, ton/yr for annual) and GHGs (lb/day for daily, MT/yr for annual)

Land Use	TOG	ROG	NOx	CO	SO2	PM10E	PM10D	PM10T	PM2.5E	PM2.5D	PM2.5T	BCO2	NBCO2	CO2T	CH4	N2O	R	CO2e
Daily, Summer (Max)	—	—	—	—	—	—	—	—	—	—	—	—	—	—	—	—	—	—
Apartments Mid Rise	0.00	0.00	0.00	0.00	0.00	0.00	—	0.00	0.00	—	0.00	—	0.00	0.00	0.00	0.00	—	0.00
Parking Lot	0.00	0.00	0.00	0.00	0.00	0.00	—	0.00	0.00	—	0.00	—	0.00	0.00	0.00	0.00	—	0.00

Total	0.00	0.00	0.00	0.00	0.00	0.00	—	0.00	0.00	—	0.00	—	0.00	0.00	0.00	0.00	—	0.00
Daily, Winter (Max)	—	—	—	—	—	—	—	—	—	—	—	—	—	—	—	—	—	—
Apartments Mid Rise	0.00	0.00	0.00	0.00	0.00	0.00	—	0.00	0.00	—	0.00	—	0.00	0.00	0.00	0.00	—	0.00
Parking Lot	0.00	0.00	0.00	0.00	0.00	0.00	—	0.00	0.00	—	0.00	—	0.00	0.00	0.00	0.00	—	0.00
Total	0.00	0.00	0.00	0.00	0.00	0.00	—	0.00	0.00	—	0.00	—	0.00	0.00	0.00	0.00	—	0.00
Annual	—	—	—	—	—	—	—	—	—	—	—	—	—	—	—	—	—	—
Apartments Mid Rise	0.00	0.00	0.00	0.00	0.00	0.00	—	0.00	0.00	—	0.00	—	0.00	0.00	0.00	0.00	—	0.00
Parking Lot	0.00	0.00	0.00	0.00	0.00	0.00	—	0.00	0.00	—	0.00	—	0.00	0.00	0.00	0.00	—	0.00
Total	0.00	0.00	0.00	0.00	0.00	0.00	—	0.00	0.00	—	0.00	—	0.00	0.00	0.00	0.00	—	0.00

4.3. Area Emissions by Source

4.3.1. Unmitigated

Criteria Pollutants (lb/day for daily, ton/yr for annual) and GHGs (lb/day for daily, MT/yr for annual)

Source	TOG	ROG	NOx	CO	SO2	PM10E	PM10D	PM10T	PM2.5E	PM2.5D	PM2.5T	BCO2	NBCO2	CO2T	CH4	N2O	R	CO2e
Daily, Summer (Max)	—	—	—	—	—	—	—	—	—	—	—	—	—	—	—	—	—	—
Hearths	0.00	0.00	0.00	0.00	0.00	0.00	—	0.00	0.00	—	0.00	0.00	0.00	0.00	0.00	0.00	—	0.00
Consumer Products	2.35	2.35	—	—	—	—	—	—	—	—	—	—	—	—	—	—	—	—

Architectural Coatings	0.19	0.19	—	—	—	—	—	—	—	—	—	—	—	—	—	—	—	—
Landscape Equipment	0.54	0.51	0.06	5.92	< 0.005	< 0.005	—	< 0.005	< 0.005	—	< 0.005	—	15.8	15.8	< 0.005	< 0.005	—	15.8
Total	3.09	3.06	0.06	5.92	< 0.005	< 0.005	—	< 0.005	< 0.005	—	< 0.005	0.00	15.8	15.8	< 0.005	< 0.005	—	15.8
Daily, Winter (Max)	—	—	—	—	—	—	—	—	—	—	—	—	—	—	—	—	—	—
Hearths	0.00	0.00	0.00	0.00	0.00	0.00	—	0.00	0.00	—	0.00	0.00	0.00	0.00	0.00	0.00	—	0.00
Consumer Products	2.35	2.35	—	—	—	—	—	—	—	—	—	—	—	—	—	—	—	—
Architectural Coatings	0.19	0.19	—	—	—	—	—	—	—	—	—	—	—	—	—	—	—	—
Total	2.55	2.55	0.00	0.00	0.00	0.00	—	0.00	0.00	—	0.00	0.00	0.00	0.00	0.00	0.00	—	0.00
Annual	—	—	—	—	—	—	—	—	—	—	—	—	—	—	—	—	—	—
Hearths	0.00	0.00	0.00	0.00	0.00	0.00	—	0.00	0.00	—	0.00	0.00	0.00	0.00	0.00	0.00	—	0.00
Consumer Products	0.43	0.43	—	—	—	—	—	—	—	—	—	—	—	—	—	—	—	—
Architectural Coatings	0.04	0.04	—	—	—	—	—	—	—	—	—	—	—	—	—	—	—	—
Landscape Equipment	0.05	0.05	< 0.005	0.53	< 0.005	< 0.005	—	< 0.005	< 0.005	—	< 0.005	—	1.29	1.29	< 0.005	< 0.005	—	1.29
Total	0.51	0.51	< 0.005	0.53	< 0.005	< 0.005	—	< 0.005	< 0.005	—	< 0.005	0.00	1.29	1.29	< 0.005	< 0.005	—	1.29

4.3.2. Mitigated

Criteria Pollutants (lb/day for daily, ton/yr for annual) and GHGs (lb/day for daily, MT/yr for annual)

Source	TOG	ROG	NOx	CO	SO2	PM10E	PM10D	PM10T	PM2.5E	PM2.5D	PM2.5T	BCO2	NBCO2	CO2T	CH4	N2O	R	CO2e
Daily, Summer (Max)	—	—	—	—	—	—	—	—	—	—	—	—	—	—	—	—	—	—
Hearths	0.00	0.00	0.00	0.00	0.00	0.00	—	0.00	0.00	—	0.00	0.00	0.00	0.00	0.00	0.00	—	0.00
Consumer Products	2.35	2.35	—	—	—	—	—	—	—	—	—	—	—	—	—	—	—	—
Architectural Coatings	0.04	0.04	—	—	—	—	—	—	—	—	—	—	—	—	—	—	—	—
Landscape Equipment	0.54	0.51	0.06	5.92	< 0.005	< 0.005	—	< 0.005	< 0.005	—	< 0.005	—	15.8	15.8	< 0.005	< 0.005	—	15.8
Total	2.94	2.91	0.06	5.92	< 0.005	< 0.005	—	< 0.005	< 0.005	—	< 0.005	0.00	15.8	15.8	< 0.005	< 0.005	—	15.8
Daily, Winter (Max)	—	—	—	—	—	—	—	—	—	—	—	—	—	—	—	—	—	—
Hearths	0.00	0.00	0.00	0.00	0.00	0.00	—	0.00	0.00	—	0.00	0.00	0.00	0.00	0.00	0.00	—	0.00
Consumer Products	2.35	2.35	—	—	—	—	—	—	—	—	—	—	—	—	—	—	—	—
Architectural Coatings	0.04	0.04	—	—	—	—	—	—	—	—	—	—	—	—	—	—	—	—
Total	2.40	2.40	0.00	0.00	0.00	0.00	—	0.00	0.00	—	0.00	0.00	0.00	0.00	0.00	0.00	—	0.00
Annual	—	—	—	—	—	—	—	—	—	—	—	—	—	—	—	—	—	—
Hearths	0.00	0.00	0.00	0.00	0.00	0.00	—	0.00	0.00	—	0.00	0.00	0.00	0.00	0.00	0.00	—	0.00

Consum Products	0.43	0.43	—	—	—	—	—	—	—	—	—	—	—	—	—	—	—	—
Architectural Coatings	0.01	0.01	—	—	—	—	—	—	—	—	—	—	—	—	—	—	—	—
Landscape Equipment	0.05	0.05	< 0.005	0.53	< 0.005	< 0.005	—	< 0.005	< 0.005	—	< 0.005	—	1.29	1.29	< 0.005	< 0.005	—	1.29
Total	0.49	0.48	< 0.005	0.53	< 0.005	< 0.005	—	< 0.005	< 0.005	—	< 0.005	0.00	1.29	1.29	< 0.005	< 0.005	—	1.29

4.4. Water Emissions by Land Use

4.4.1. Unmitigated

Criteria Pollutants (lb/day for daily, ton/yr for annual) and GHGs (lb/day for daily, MT/yr for annual)

Land Use	TOG	ROG	NOx	CO	SO2	PM10E	PM10D	PM10T	PM2.5E	PM2.5D	PM2.5T	BCO2	NBCO2	CO2T	CH4	N2O	R	CO2e
Daily, Summer (Max)	—	—	—	—	—	—	—	—	—	—	—	—	—	—	—	—	—	—
Apartments Mid Rise	—	—	—	—	—	—	—	—	—	—	—	7.55	21.7	29.3	0.78	0.02	—	54.3
Parking Lot	—	—	—	—	—	—	—	—	—	—	—	0.00	0.00	0.00	0.00	0.00	—	0.00
Total	—	—	—	—	—	—	—	—	—	—	—	7.55	21.7	29.3	0.78	0.02	—	54.3
Daily, Winter (Max)	—	—	—	—	—	—	—	—	—	—	—	—	—	—	—	—	—	—
Apartments Mid Rise	—	—	—	—	—	—	—	—	—	—	—	7.55	21.7	29.3	0.78	0.02	—	54.3
Parking Lot	—	—	—	—	—	—	—	—	—	—	—	0.00	0.00	0.00	0.00	0.00	—	0.00

Total	—	—	—	—	—	—	—	—	—	—	—	7.55	21.7	29.3	0.78	0.02	—	54.3
Annual	—	—	—	—	—	—	—	—	—	—	—	—	—	—	—	—	—	—
Apartments Mid Rise	—	—	—	—	—	—	—	—	—	—	—	1.25	3.60	4.85	0.13	< 0.005	—	8.99
Parking Lot	—	—	—	—	—	—	—	—	—	—	—	0.00	0.00	0.00	0.00	0.00	—	0.00
Total	—	—	—	—	—	—	—	—	—	—	—	1.25	3.60	4.85	0.13	< 0.005	—	8.99

4.4.2. Mitigated

Criteria Pollutants (lb/day for daily, ton/yr for annual) and GHGs (lb/day for daily, MT/yr for annual)

Land Use	TOG	ROG	NOx	CO	SO2	PM10E	PM10D	PM10T	PM2.5E	PM2.5D	PM2.5T	BCO2	NBCO2	CO2T	CH4	N2O	R	CO2e
Daily, Summer (Max)	—	—	—	—	—	—	—	—	—	—	—	—	—	—	—	—	—	—
Apartments Mid Rise	—	—	—	—	—	—	—	—	—	—	—	7.55	21.7	29.3	0.78	0.02	—	54.3
Parking Lot	—	—	—	—	—	—	—	—	—	—	—	0.00	0.00	0.00	0.00	0.00	—	0.00
Total	—	—	—	—	—	—	—	—	—	—	—	7.55	21.7	29.3	0.78	0.02	—	54.3
Daily, Winter (Max)	—	—	—	—	—	—	—	—	—	—	—	—	—	—	—	—	—	—
Apartments Mid Rise	—	—	—	—	—	—	—	—	—	—	—	7.55	21.7	29.3	0.78	0.02	—	54.3
Parking Lot	—	—	—	—	—	—	—	—	—	—	—	0.00	0.00	0.00	0.00	0.00	—	0.00
Total	—	—	—	—	—	—	—	—	—	—	—	7.55	21.7	29.3	0.78	0.02	—	54.3
Annual	—	—	—	—	—	—	—	—	—	—	—	—	—	—	—	—	—	—

Apartments Mid Rise	—	—	—	—	—	—	—	—	—	—	—	1.25	3.60	4.85	0.13	< 0.005	—	8.99
Parking Lot	—	—	—	—	—	—	—	—	—	—	—	0.00	0.00	0.00	0.00	0.00	—	0.00
Total	—	—	—	—	—	—	—	—	—	—	—	1.25	3.60	4.85	0.13	< 0.005	—	8.99

4.5. Waste Emissions by Land Use

4.5.1. Unmitigated

Criteria Pollutants (lb/day for daily, ton/yr for annual) and GHGs (lb/day for daily, MT/yr for annual)

Land Use	TOG	ROG	NOx	CO	SO2	PM10E	PM10D	PM10T	PM2.5E	PM2.5D	PM2.5T	BCO2	NBCO2	CO2T	CH4	N2O	R	CO2e
Daily, Summer (Max)	—	—	—	—	—	—	—	—	—	—	—	—	—	—	—	—	—	—
Apartments Mid Rise	—	—	—	—	—	—	—	—	—	—	—	41.4	0.00	41.4	4.14	0.00	—	145
Parking Lot	—	—	—	—	—	—	—	—	—	—	—	0.00	0.00	0.00	0.00	0.00	—	0.00
Total	—	—	—	—	—	—	—	—	—	—	—	41.4	0.00	41.4	4.14	0.00	—	145
Daily, Winter (Max)	—	—	—	—	—	—	—	—	—	—	—	—	—	—	—	—	—	—
Apartments Mid Rise	—	—	—	—	—	—	—	—	—	—	—	41.4	0.00	41.4	4.14	0.00	—	145
Parking Lot	—	—	—	—	—	—	—	—	—	—	—	0.00	0.00	0.00	0.00	0.00	—	0.00
Total	—	—	—	—	—	—	—	—	—	—	—	41.4	0.00	41.4	4.14	0.00	—	145
Annual	—	—	—	—	—	—	—	—	—	—	—	—	—	—	—	—	—	—

Apartments Mid Rise	—	—	—	—	—	—	—	—	—	—	—	6.86	0.00	6.86	0.69	0.00	—	24.0
Parking Lot	—	—	—	—	—	—	—	—	—	—	—	0.00	0.00	0.00	0.00	0.00	—	0.00
Total	—	—	—	—	—	—	—	—	—	—	—	6.86	0.00	6.86	0.69	0.00	—	24.0

4.5.2. Mitigated

Criteria Pollutants (lb/day for daily, ton/yr for annual) and GHGs (lb/day for daily, MT/yr for annual)

Land Use	TOG	ROG	NOx	CO	SO2	PM10E	PM10D	PM10T	PM2.5E	PM2.5D	PM2.5T	BCO2	NBCO2	CO2T	CH4	N2O	R	CO2e
Daily, Summer (Max)	—	—	—	—	—	—	—	—	—	—	—	—	—	—	—	—	—	—
Apartments Mid Rise	—	—	—	—	—	—	—	—	—	—	—	41.4	0.00	41.4	4.14	0.00	—	145
Parking Lot	—	—	—	—	—	—	—	—	—	—	—	0.00	0.00	0.00	0.00	0.00	—	0.00
Total	—	—	—	—	—	—	—	—	—	—	—	41.4	0.00	41.4	4.14	0.00	—	145
Daily, Winter (Max)	—	—	—	—	—	—	—	—	—	—	—	—	—	—	—	—	—	—
Apartments Mid Rise	—	—	—	—	—	—	—	—	—	—	—	41.4	0.00	41.4	4.14	0.00	—	145
Parking Lot	—	—	—	—	—	—	—	—	—	—	—	0.00	0.00	0.00	0.00	0.00	—	0.00
Total	—	—	—	—	—	—	—	—	—	—	—	41.4	0.00	41.4	4.14	0.00	—	145
Annual	—	—	—	—	—	—	—	—	—	—	—	—	—	—	—	—	—	—
Apartments Mid Rise	—	—	—	—	—	—	—	—	—	—	—	6.86	0.00	6.86	0.69	0.00	—	24.0

Parking Lot	—	—	—	—	—	—	—	—	—	—	—	0.00	0.00	0.00	0.00	0.00	—	0.00
Total	—	—	—	—	—	—	—	—	—	—	—	6.86	0.00	6.86	0.69	0.00	—	24.0

4.6. Refrigerant Emissions by Land Use

4.6.1. Unmitigated

Criteria Pollutants (lb/day for daily, ton/yr for annual) and GHGs (lb/day for daily, MT/yr for annual)

Land Use	TOG	ROG	NOx	CO	SO2	PM10E	PM10D	PM10T	PM2.5E	PM2.5D	PM2.5T	BCO2	NBCO2	CO2T	CH4	N2O	R	CO2e
Daily, Summer (Max)	—	—	—	—	—	—	—	—	—	—	—	—	—	—	—	—	—	—
Apartments Mid Rise	—	—	—	—	—	—	—	—	—	—	—	—	—	—	—	—	0.79	0.79
Total	—	—	—	—	—	—	—	—	—	—	—	—	—	—	—	—	0.79	0.79
Daily, Winter (Max)	—	—	—	—	—	—	—	—	—	—	—	—	—	—	—	—	—	—
Apartments Mid Rise	—	—	—	—	—	—	—	—	—	—	—	—	—	—	—	—	0.79	0.79
Total	—	—	—	—	—	—	—	—	—	—	—	—	—	—	—	—	0.79	0.79
Annual	—	—	—	—	—	—	—	—	—	—	—	—	—	—	—	—	—	—
Apartments Mid Rise	—	—	—	—	—	—	—	—	—	—	—	—	—	—	—	—	0.13	0.13
Total	—	—	—	—	—	—	—	—	—	—	—	—	—	—	—	—	0.13	0.13

4.6.2. Mitigated

Criteria Pollutants (lb/day for daily, ton/yr for annual) and GHGs (lb/day for daily, MT/yr for annual)

Land Use	TOG	ROG	NOx	CO	SO2	PM10E	PM10D	PM10T	PM2.5E	PM2.5D	PM2.5T	BCO2	NBCO2	CO2T	CH4	N2O	R	CO2e
Daily, Summer (Max)	—	—	—	—	—	—	—	—	—	—	—	—	—	—	—	—	—	—
Apartments Mid Rise	—	—	—	—	—	—	—	—	—	—	—	—	—	—	—	—	0.79	0.79
Total	—	—	—	—	—	—	—	—	—	—	—	—	—	—	—	—	0.79	0.79
Daily, Winter (Max)	—	—	—	—	—	—	—	—	—	—	—	—	—	—	—	—	—	—
Apartments Mid Rise	—	—	—	—	—	—	—	—	—	—	—	—	—	—	—	—	0.79	0.79
Total	—	—	—	—	—	—	—	—	—	—	—	—	—	—	—	—	0.79	0.79
Annual	—	—	—	—	—	—	—	—	—	—	—	—	—	—	—	—	—	—
Apartments Mid Rise	—	—	—	—	—	—	—	—	—	—	—	—	—	—	—	—	0.13	0.13
Total	—	—	—	—	—	—	—	—	—	—	—	—	—	—	—	—	0.13	0.13

4.7. Offroad Emissions By Equipment Type

4.7.1. Unmitigated

Criteria Pollutants (lb/day for daily, ton/yr for annual) and GHGs (lb/day for daily, MT/yr for annual)

Equipment Type	TOG	ROG	NOx	CO	SO2	PM10E	PM10D	PM10T	PM2.5E	PM2.5D	PM2.5T	BCO2	NBCO2	CO2T	CH4	N2O	R	CO2e
Daily, Summer (Max)	—	—	—	—	—	—	—	—	—	—	—	—	—	—	—	—	—	—
Total	—	—	—	—	—	—	—	—	—	—	—	—	—	—	—	—	—	—

Daily, Winter (Max)	—	—	—	—	—	—	—	—	—	—	—	—	—	—	—	—	—	—
Total	—	—	—	—	—	—	—	—	—	—	—	—	—	—	—	—	—	—
Annual	—	—	—	—	—	—	—	—	—	—	—	—	—	—	—	—	—	—
Total	—	—	—	—	—	—	—	—	—	—	—	—	—	—	—	—	—	—

4.7.2. Mitigated

Criteria Pollutants (lb/day for daily, ton/yr for annual) and GHGs (lb/day for daily, MT/yr for annual)

Equipment Type	TOG	ROG	NOx	CO	SO2	PM10E	PM10D	PM10T	PM2.5E	PM2.5D	PM2.5T	BCO2	NBCO2	CO2T	CH4	N2O	R	CO2e
Daily, Summer (Max)	—	—	—	—	—	—	—	—	—	—	—	—	—	—	—	—	—	—
Total	—	—	—	—	—	—	—	—	—	—	—	—	—	—	—	—	—	—
Daily, Winter (Max)	—	—	—	—	—	—	—	—	—	—	—	—	—	—	—	—	—	—
Total	—	—	—	—	—	—	—	—	—	—	—	—	—	—	—	—	—	—
Annual	—	—	—	—	—	—	—	—	—	—	—	—	—	—	—	—	—	—
Total	—	—	—	—	—	—	—	—	—	—	—	—	—	—	—	—	—	—

4.8. Stationary Emissions By Equipment Type

4.8.1. Unmitigated

Criteria Pollutants (lb/day for daily, ton/yr for annual) and GHGs (lb/day for daily, MT/yr for annual)

Equipment Type	TOG	ROG	NOx	CO	SO2	PM10E	PM10D	PM10T	PM2.5E	PM2.5D	PM2.5T	BCO2	NBCO2	CO2T	CH4	N2O	R	CO2e
Daily, Summer (Max)	—	—	—	—	—	—	—	—	—	—	—	—	—	—	—	—	—	—

Total	—	—	—	—	—	—	—	—	—	—	—	—	—	—	—	—	—	—
Daily, Winter (Max)	—	—	—	—	—	—	—	—	—	—	—	—	—	—	—	—	—	—
Total	—	—	—	—	—	—	—	—	—	—	—	—	—	—	—	—	—	—
Annual	—	—	—	—	—	—	—	—	—	—	—	—	—	—	—	—	—	—
Total	—	—	—	—	—	—	—	—	—	—	—	—	—	—	—	—	—	—

4.8.2. Mitigated

Criteria Pollutants (lb/day for daily, ton/yr for annual) and GHGs (lb/day for daily, MT/yr for annual)

Equipment Type	TOG	ROG	NOx	CO	SO2	PM10E	PM10D	PM10T	PM2.5E	PM2.5D	PM2.5T	BCO2	NBCO2	CO2T	CH4	N2O	R	CO2e
Daily, Summer (Max)	—	—	—	—	—	—	—	—	—	—	—	—	—	—	—	—	—	—
Total	—	—	—	—	—	—	—	—	—	—	—	—	—	—	—	—	—	—
Daily, Winter (Max)	—	—	—	—	—	—	—	—	—	—	—	—	—	—	—	—	—	—
Total	—	—	—	—	—	—	—	—	—	—	—	—	—	—	—	—	—	—
Annual	—	—	—	—	—	—	—	—	—	—	—	—	—	—	—	—	—	—
Total	—	—	—	—	—	—	—	—	—	—	—	—	—	—	—	—	—	—

4.9. User Defined Emissions By Equipment Type

4.9.1. Unmitigated

Criteria Pollutants (lb/day for daily, ton/yr for annual) and GHGs (lb/day for daily, MT/yr for annual)

Equipment Type	TOG	ROG	NOx	CO	SO2	PM10E	PM10D	PM10T	PM2.5E	PM2.5D	PM2.5T	BCO2	NBCO2	CO2T	CH4	N2O	R	CO2e

Daily, Summer (Max)	—	—	—	—	—	—	—	—	—	—	—	—	—	—	—	—	—	—
Total	—	—	—	—	—	—	—	—	—	—	—	—	—	—	—	—	—	—
Daily, Winter (Max)	—	—	—	—	—	—	—	—	—	—	—	—	—	—	—	—	—	—
Total	—	—	—	—	—	—	—	—	—	—	—	—	—	—	—	—	—	—
Annual	—	—	—	—	—	—	—	—	—	—	—	—	—	—	—	—	—	—
Total	—	—	—	—	—	—	—	—	—	—	—	—	—	—	—	—	—	—

4.9.2. Mitigated

Criteria Pollutants (lb/day for daily, ton/yr for annual) and GHGs (lb/day for daily, MT/yr for annual)

Equipment Type	TOG	ROG	NOx	CO	SO2	PM10E	PM10D	PM10T	PM2.5E	PM2.5D	PM2.5T	BCO2	NBCO2	CO2T	CH4	N2O	R	CO2e
Daily, Summer (Max)	—	—	—	—	—	—	—	—	—	—	—	—	—	—	—	—	—	—
Total	—	—	—	—	—	—	—	—	—	—	—	—	—	—	—	—	—	—
Daily, Winter (Max)	—	—	—	—	—	—	—	—	—	—	—	—	—	—	—	—	—	—
Total	—	—	—	—	—	—	—	—	—	—	—	—	—	—	—	—	—	—
Annual	—	—	—	—	—	—	—	—	—	—	—	—	—	—	—	—	—	—
Total	—	—	—	—	—	—	—	—	—	—	—	—	—	—	—	—	—	—

4.10. Soil Carbon Accumulation By Vegetation Type

4.10.1. Soil Carbon Accumulation By Vegetation Type - Unmitigated

Criteria Pollutants (lb/day for daily, ton/yr for annual) and GHGs (lb/day for daily, MT/yr for annual)

Vegetation	TOG	ROG	NOx	CO	SO2	PM10E	PM10D	PM10T	PM2.5E	PM2.5D	PM2.5T	BCO2	NBCO2	CO2T	CH4	N2O	R	CO2e
Daily, Summer (Max)	—	—	—	—	—	—	—	—	—	—	—	—	—	—	—	—	—	—
Total	—	—	—	—	—	—	—	—	—	—	—	—	—	—	—	—	—	—
Daily, Winter (Max)	—	—	—	—	—	—	—	—	—	—	—	—	—	—	—	—	—	—
Total	—	—	—	—	—	—	—	—	—	—	—	—	—	—	—	—	—	—
Annual	—	—	—	—	—	—	—	—	—	—	—	—	—	—	—	—	—	—
Total	—	—	—	—	—	—	—	—	—	—	—	—	—	—	—	—	—	—

4.10.2. Above and Belowground Carbon Accumulation by Land Use Type - Unmitigated

Criteria Pollutants (lb/day for daily, ton/yr for annual) and GHGs (lb/day for daily, MT/yr for annual)

Land Use	TOG	ROG	NOx	CO	SO2	PM10E	PM10D	PM10T	PM2.5E	PM2.5D	PM2.5T	BCO2	NBCO2	CO2T	CH4	N2O	R	CO2e
Daily, Summer (Max)	—	—	—	—	—	—	—	—	—	—	—	—	—	—	—	—	—	—
Total	—	—	—	—	—	—	—	—	—	—	—	—	—	—	—	—	—	—
Daily, Winter (Max)	—	—	—	—	—	—	—	—	—	—	—	—	—	—	—	—	—	—
Total	—	—	—	—	—	—	—	—	—	—	—	—	—	—	—	—	—	—
Annual	—	—	—	—	—	—	—	—	—	—	—	—	—	—	—	—	—	—
Total	—	—	—	—	—	—	—	—	—	—	—	—	—	—	—	—	—	—

4.10.3. Avoided and Sequestered Emissions by Species - Unmitigated

Criteria Pollutants (lb/day for daily, ton/yr for annual) and GHGs (lb/day for daily, MT/yr for annual)

Species	TOG	ROG	NOx	CO	SO2	PM10E	PM10D	PM10T	PM2.5E	PM2.5D	PM2.5T	BCO2	NBCO2	CO2T	CH4	N2O	R	CO2e

Daily, Summer (Max)	—	—	—	—	—	—	—	—	—	—	—	—	—	—	—	—	—	—
Avoided	—	—	—	—	—	—	—	—	—	—	—	—	—	—	—	—	—	—
Subtotal	—	—	—	—	—	—	—	—	—	—	—	—	—	—	—	—	—	—
Sequestered	—	—	—	—	—	—	—	—	—	—	—	—	—	—	—	—	—	—
Subtotal	—	—	—	—	—	—	—	—	—	—	—	—	—	—	—	—	—	—
Removed	—	—	—	—	—	—	—	—	—	—	—	—	—	—	—	—	—	—
Subtotal	—	—	—	—	—	—	—	—	—	—	—	—	—	—	—	—	—	—
—	—	—	—	—	—	—	—	—	—	—	—	—	—	—	—	—	—	—
Daily, Winter (Max)	—	—	—	—	—	—	—	—	—	—	—	—	—	—	—	—	—	—
Avoided	—	—	—	—	—	—	—	—	—	—	—	—	—	—	—	—	—	—
Subtotal	—	—	—	—	—	—	—	—	—	—	—	—	—	—	—	—	—	—
Sequestered	—	—	—	—	—	—	—	—	—	—	—	—	—	—	—	—	—	—
Subtotal	—	—	—	—	—	—	—	—	—	—	—	—	—	—	—	—	—	—
Removed	—	—	—	—	—	—	—	—	—	—	—	—	—	—	—	—	—	—
Subtotal	—	—	—	—	—	—	—	—	—	—	—	—	—	—	—	—	—	—
—	—	—	—	—	—	—	—	—	—	—	—	—	—	—	—	—	—	—
Annual	—	—	—	—	—	—	—	—	—	—	—	—	—	—	—	—	—	—
Avoided	—	—	—	—	—	—	—	—	—	—	—	—	—	—	—	—	—	—
Subtotal	—	—	—	—	—	—	—	—	—	—	—	—	—	—	—	—	—	—
Sequestered	—	—	—	—	—	—	—	—	—	—	—	—	—	—	—	—	—	—
Subtotal	—	—	—	—	—	—	—	—	—	—	—	—	—	—	—	—	—	—
Removed	—	—	—	—	—	—	—	—	—	—	—	—	—	—	—	—	—	—

Subtotal	—	—	—	—	—	—	—	—	—	—	—	—	—	—	—	—	—	—
—	—	—	—	—	—	—	—	—	—	—	—	—	—	—	—	—	—	—

4.10.4. Soil Carbon Accumulation By Vegetation Type - Mitigated

Criteria Pollutants (lb/day for daily, ton/yr for annual) and GHGs (lb/day for daily, MT/yr for annual)

Vegetation	TOG	ROG	NOx	CO	SO2	PM10E	PM10D	PM10T	PM2.5E	PM2.5D	PM2.5T	BCO2	NBCO2	CO2T	CH4	N2O	R	CO2e
Daily, Summer (Max)	—	—	—	—	—	—	—	—	—	—	—	—	—	—	—	—	—	—
Total	—	—	—	—	—	—	—	—	—	—	—	—	—	—	—	—	—	—
Daily, Winter (Max)	—	—	—	—	—	—	—	—	—	—	—	—	—	—	—	—	—	—
Total	—	—	—	—	—	—	—	—	—	—	—	—	—	—	—	—	—	—
Annual	—	—	—	—	—	—	—	—	—	—	—	—	—	—	—	—	—	—
Total	—	—	—	—	—	—	—	—	—	—	—	—	—	—	—	—	—	—

4.10.5. Above and Belowground Carbon Accumulation by Land Use Type - Mitigated

Criteria Pollutants (lb/day for daily, ton/yr for annual) and GHGs (lb/day for daily, MT/yr for annual)

Land Use	TOG	ROG	NOx	CO	SO2	PM10E	PM10D	PM10T	PM2.5E	PM2.5D	PM2.5T	BCO2	NBCO2	CO2T	CH4	N2O	R	CO2e
Daily, Summer (Max)	—	—	—	—	—	—	—	—	—	—	—	—	—	—	—	—	—	—
Total	—	—	—	—	—	—	—	—	—	—	—	—	—	—	—	—	—	—
Daily, Winter (Max)	—	—	—	—	—	—	—	—	—	—	—	—	—	—	—	—	—	—
Total	—	—	—	—	—	—	—	—	—	—	—	—	—	—	—	—	—	—
Annual	—	—	—	—	—	—	—	—	—	—	—	—	—	—	—	—	—	—
Total	—	—	—	—	—	—	—	—	—	—	—	—	—	—	—	—	—	—

4.10.6. Avoided and Sequestered Emissions by Species - Mitigated

Criteria Pollutants (lb/day for daily, ton/yr for annual) and GHGs (lb/day for daily, MT/yr for annual)

Species	TOG	ROG	NOx	CO	SO2	PM10E	PM10D	PM10T	PM2.5E	PM2.5D	PM2.5T	BCO2	NBCO2	CO2T	CH4	N2O	R	CO2e
Daily, Summer (Max)	—	—	—	—	—	—	—	—	—	—	—	—	—	—	—	—	—	—
Avoided	—	—	—	—	—	—	—	—	—	—	—	—	—	—	—	—	—	—
Subtotal	—	—	—	—	—	—	—	—	—	—	—	—	—	—	—	—	—	—
Sequestered	—	—	—	—	—	—	—	—	—	—	—	—	—	—	—	—	—	—
Subtotal	—	—	—	—	—	—	—	—	—	—	—	—	—	—	—	—	—	—
Removed	—	—	—	—	—	—	—	—	—	—	—	—	—	—	—	—	—	—
Subtotal	—	—	—	—	—	—	—	—	—	—	—	—	—	—	—	—	—	—
—	—	—	—	—	—	—	—	—	—	—	—	—	—	—	—	—	—	—
Daily, Winter (Max)	—	—	—	—	—	—	—	—	—	—	—	—	—	—	—	—	—	—
Avoided	—	—	—	—	—	—	—	—	—	—	—	—	—	—	—	—	—	—
Subtotal	—	—	—	—	—	—	—	—	—	—	—	—	—	—	—	—	—	—
Sequestered	—	—	—	—	—	—	—	—	—	—	—	—	—	—	—	—	—	—
Subtotal	—	—	—	—	—	—	—	—	—	—	—	—	—	—	—	—	—	—
Removed	—	—	—	—	—	—	—	—	—	—	—	—	—	—	—	—	—	—
Subtotal	—	—	—	—	—	—	—	—	—	—	—	—	—	—	—	—	—	—
—	—	—	—	—	—	—	—	—	—	—	—	—	—	—	—	—	—	—
Annual	—	—	—	—	—	—	—	—	—	—	—	—	—	—	—	—	—	—
Avoided	—	—	—	—	—	—	—	—	—	—	—	—	—	—	—	—	—	—
Subtotal	—	—	—	—	—	—	—	—	—	—	—	—	—	—	—	—	—	—

Sequestered	—	—	—	—	—	—	—	—	—	—	—	—	—	—	—	—	—	—
Subtotal	—	—	—	—	—	—	—	—	—	—	—	—	—	—	—	—	—	—
Removed	—	—	—	—	—	—	—	—	—	—	—	—	—	—	—	—	—	—
Subtotal	—	—	—	—	—	—	—	—	—	—	—	—	—	—	—	—	—	—
—	—	—	—	—	—	—	—	—	—	—	—	—	—	—	—	—	—	—

5. Activity Data

5.1. Construction Schedule

Phase Name	Phase Type	Start Date	End Date	Days Per Week	Work Days per Phase	Phase Description
Site Preparation	Site Preparation	4/1/2028	8/4/2028	5.00	90.0	—
Grading	Grading	8/5/2028	9/15/2028	5.00	30.0	—
Building Construction	Building Construction	9/16/2028	11/16/2029	5.00	305	—
Paving	Paving	10/6/2029	11/16/2029	5.00	30.0	—
Architectural Coating	Architectural Coating	10/6/2029	11/16/2029	5.00	30.0	—

5.2. Off-Road Equipment

5.2.1. Unmitigated

Phase Name	Equipment Type	Fuel Type	Engine Tier	Number per Day	Hours Per Day	Horsepower	Load Factor
Site Preparation	Rubber Tired Dozers	Diesel	Average	3.00	8.00	367	0.40
Site Preparation	Tractors/Loaders/Backhoes	Diesel	Average	4.00	8.00	84.0	0.37
Grading	Graders	Diesel	Average	1.00	8.00	148	0.41
Grading	Excavators	Diesel	Average	1.00	8.00	36.0	0.38
Grading	Tractors/Loaders/Backhoes	Diesel	Average	3.00	8.00	84.0	0.37

Grading	Rubber Tired Dozers	Diesel	Average	1.00	8.00	367	0.40
Building Construction	Forklifts	Diesel	Average	3.00	8.00	82.0	0.20
Building Construction	Generator Sets	Diesel	Average	1.00	8.00	14.0	0.74
Building Construction	Cranes	Diesel	Average	1.00	7.00	367	0.29
Building Construction	Welders	Diesel	Average	1.00	8.00	46.0	0.45
Building Construction	Tractors/Loaders/Backhoes	Diesel	Average	3.00	7.00	84.0	0.37
Paving	Pavers	Diesel	Average	1.00	8.00	81.0	0.42
Paving	Paving Equipment	Diesel	Average	2.00	6.00	89.0	0.36
Paving	Rollers	Diesel	Average	2.00	6.00	36.0	0.38
Paving	Tractors/Loaders/Backhoes	Diesel	Average	1.00	8.00	84.0	0.37
Paving	Cement and Mortar Mixers	Diesel	Average	2.00	6.00	10.0	0.56
Architectural Coating	Air Compressors	Diesel	Average	1.00	6.00	37.0	0.48

5.2.2. Mitigated

Phase Name	Equipment Type	Fuel Type	Engine Tier	Number per Day	Hours Per Day	Horsepower	Load Factor
Site Preparation	Rubber Tired Dozers	Diesel	Tier 4 Final	3.00	8.00	367	0.40
Site Preparation	Tractors/Loaders/Backhoes	Diesel	Tier 4 Final	4.00	8.00	84.0	0.37
Grading	Graders	Diesel	Tier 4 Final	1.00	8.00	148	0.41
Grading	Excavators	Diesel	Tier 4 Final	1.00	8.00	36.0	0.38
Grading	Tractors/Loaders/Backhoes	Diesel	Tier 4 Final	3.00	8.00	84.0	0.37
Grading	Rubber Tired Dozers	Diesel	Tier 4 Final	1.00	8.00	367	0.40
Building Construction	Forklifts	Diesel	Tier 4 Final	3.00	8.00	82.0	0.20
Building Construction	Generator Sets	Diesel	Average	1.00	8.00	14.0	0.74
Building Construction	Cranes	Diesel	Tier 4 Final	1.00	7.00	367	0.29
Building Construction	Welders	Diesel	Tier 4 Final	1.00	8.00	46.0	0.45

Building Construction	Tractors/Loaders/Back	Diesel	Tier 4 Final	3.00	7.00	84.0	0.37
Paving	Pavers	Diesel	Tier 4 Final	1.00	8.00	81.0	0.42
Paving	Paving Equipment	Diesel	Tier 4 Final	2.00	6.00	89.0	0.36
Paving	Rollers	Diesel	Tier 4 Final	2.00	6.00	36.0	0.38
Paving	Tractors/Loaders/Back hoes	Diesel	Tier 4 Final	1.00	8.00	84.0	0.37
Paving	Cement and Mortar Mixers	Diesel	Average	2.00	6.00	10.0	0.56
Architectural Coating	Air Compressors	Diesel	Tier 4 Final	1.00	6.00	37.0	0.48

5.3. Construction Vehicles

5.3.1. Unmitigated

Phase Name	Trip Type	One-Way Trips per Day	Miles per Trip	Vehicle Mix
Site Preparation	—	—	—	—
Site Preparation	Worker	17.5	18.5	LDA,LDT1,LDT2
Site Preparation	Vendor	—	10.2	HHDT,MHDT
Site Preparation	Hauling	0.00	20.0	HHDT
Site Preparation	Onsite truck	—	—	HHDT
Grading	—	—	—	—
Grading	Worker	15.0	18.5	LDA,LDT1,LDT2
Grading	Vendor	—	10.2	HHDT,MHDT
Grading	Hauling	70.8	20.0	HHDT
Grading	Onsite truck	—	—	HHDT
Building Construction	—	—	—	—
Building Construction	Worker	74.9	18.5	LDA,LDT1,LDT2
Building Construction	Vendor	11.1	10.2	HHDT,MHDT
Building Construction	Hauling	0.00	20.0	HHDT
Building Construction	Onsite truck	—	—	HHDT

Paving	—	—	—	—
Paving	Worker	20.0	18.5	LDA,LDT1,LDT2
Paving	Vendor	—	10.2	HHDT,MHDT
Paving	Hauling	0.00	20.0	HHDT
Paving	Onsite truck	—	—	HHDT
Architectural Coating	—	—	—	—
Architectural Coating	Worker	15.0	18.5	LDA,LDT1,LDT2
Architectural Coating	Vendor	—	10.2	HHDT,MHDT
Architectural Coating	Hauling	0.00	20.0	HHDT
Architectural Coating	Onsite truck	—	—	HHDT

5.3.2. Mitigated

Phase Name	Trip Type	One-Way Trips per Day	Miles per Trip	Vehicle Mix
Site Preparation	—	—	—	—
Site Preparation	Worker	17.5	18.5	LDA,LDT1,LDT2
Site Preparation	Vendor	—	10.2	HHDT,MHDT
Site Preparation	Hauling	0.00	20.0	HHDT
Site Preparation	Onsite truck	—	—	HHDT
Grading	—	—	—	—
Grading	Worker	15.0	18.5	LDA,LDT1,LDT2
Grading	Vendor	—	10.2	HHDT,MHDT
Grading	Hauling	70.8	20.0	HHDT
Grading	Onsite truck	—	—	HHDT
Building Construction	—	—	—	—
Building Construction	Worker	74.9	18.5	LDA,LDT1,LDT2
Building Construction	Vendor	11.1	10.2	HHDT,MHDT
Building Construction	Hauling	0.00	20.0	HHDT
Building Construction	Onsite truck	—	—	HHDT

Paving	—	—	—	—
Paving	Worker	20.0	18.5	LDA,LDT1,LDT2
Paving	Vendor	—	10.2	HHDT,MHDT
Paving	Hauling	0.00	20.0	HHDT
Paving	Onsite truck	—	—	HHDT
Architectural Coating	—	—	—	—
Architectural Coating	Worker	15.0	18.5	LDA,LDT1,LDT2
Architectural Coating	Vendor	—	10.2	HHDT,MHDT
Architectural Coating	Hauling	0.00	20.0	HHDT
Architectural Coating	Onsite truck	—	—	HHDT

5.4. Vehicles

5.4.1. Construction Vehicle Control Strategies

Non-applicable. No control strategies activated by user.

5.5. Architectural Coatings

Phase Name	Residential Interior Area Coated (sq ft)	Residential Exterior Area Coated (sq ft)	Non-Residential Interior Area Coated (sq ft)	Non-Residential Exterior Area Coated (sq ft)	Parking Area Coated (sq ft)
Architectural Coating	222,365	74,122	0.00	0.00	3,656

5.6. Dust Mitigation

5.6.1. Construction Earthmoving Activities

Phase Name	Material Imported (Cubic Yards)	Material Exported (Cubic Yards)	Acres Graded (acres)	Material Demolished (sq. ft.)	Acres Paved (acres)
Site Preparation	0.00	0.00	15.0	0.00	—
Grading	17,000	0.00	20.0	0.00	—
Paving	0.00	0.00	0.00	0.00	1.41

5.6.2. Construction Earthmoving Control Strategies

Control Strategies Applied	Frequency (per day)	PM10 Reduction	PM2.5 Reduction
Water Exposed Area	2	61%	61%

5.7. Construction Paving

Land Use	Area Paved (acres)	% Asphalt
Apartments Mid Rise	—	0%
Parking Lot	1.41	100%

5.8. Construction Electricity Consumption and Emissions Factors

kWh per Year and Emission Factor (lb/MWh)

Year	kWh per Year	CO2	CH4	N2O
2028	0.00	346	0.03	< 0.005
2029	0.00	346	0.03	< 0.005

5.9. Operational Mobile Sources

5.9.1. Unmitigated

Land Use Type	Trips/Weekday	Trips/Saturday	Trips/Sunday	Trips/Year	VMT/Weekday	VMT/Saturday	VMT/Sunday	VMT/Year
Apartments Mid Rise	500	500	500	182,588	5,401	5,401	5,401	1,971,352
Parking Lot	0.00	0.00	0.00	0.00	0.00	0.00	0.00	0.00

5.9.2. Mitigated

Land Use Type	Trips/Weekday	Trips/Saturday	Trips/Sunday	Trips/Year	VMT/Weekday	VMT/Saturday	VMT/Sunday	VMT/Year
Apartments Mid Rise	500	500	500	182,588	5,401	5,401	5,401	1,971,352

Parking Lot	0.00	0.00	0.00	0.00	0.00	0.00	0.00	0.00

5.10. Operational Area Sources

5.10.1. Hearths

5.10.1.1. Unmitigated

Hearth Type	Unmitigated (number)
Apartments Mid Rise	—
Wood Fireplaces	0
Gas Fireplaces	0
Propane Fireplaces	0
Electric Fireplaces	0
No Fireplaces	104
Conventional Wood Stoves	0
Catalytic Wood Stoves	0
Non-Catalytic Wood Stoves	0
Pellet Wood Stoves	0

5.10.1.2. Mitigated

Hearth Type	Unmitigated (number)
Apartments Mid Rise	—
Wood Fireplaces	0
Gas Fireplaces	0
Propane Fireplaces	0
Electric Fireplaces	0
No Fireplaces	104
Conventional Wood Stoves	0

Catalytic Wood Stoves	0
Non-Catalytic Wood Stoves	0
Pellet Wood Stoves	0

5.10.2. Architectural Coatings

Residential Interior Area Coated (sq ft)	Residential Exterior Area Coated (sq ft)	Non-Residential Interior Area Coated (sq ft)	Non-Residential Exterior Area Coated (sq ft)	Parking Area Coated (sq ft)
222365.25	74,122	0.00	0.00	3,688

5.10.3. Landscape Equipment

Season	Unit	Value
Snow Days	day/yr	0.00
Summer Days	day/yr	180

5.10.4. Landscape Equipment - Mitigated

Season	Unit	Value
Snow Days	day/yr	0.00
Summer Days	day/yr	180

5.11. Operational Energy Consumption

5.11.1. Unmitigated

Electricity (kWh/yr) and CO2 and CH4 and N2O and Natural Gas (kBTU/yr)

Land Use	Electricity (kWh/yr)	CO2	CH4	N2O	Natural Gas (kBTU/yr)
Apartments Mid Rise	771,209	261	0.0330	0.0040	0.00
Parking Lot	53,847	261	0.0330	0.0040	0.00

5.11.2. Mitigated

Electricity (kWh/yr) and CO2 and CH4 and N2O and Natural Gas (kBTU/yr)

Land Use	Electricity (kWh/yr)	CO2	CH4	N2O	Natural Gas (kBTU/yr)
Apartments Mid Rise	771,209	261	0.0330	0.0040	0.00
Parking Lot	53,847	261	0.0330	0.0040	0.00

5.12. Operational Water and Wastewater Consumption

5.12.1. Unmitigated

Land Use	Indoor Water (gal/year)	Outdoor Water (gal/year)
Apartments Mid Rise	3,941,956	674,417
Parking Lot	0.00	0.00

5.12.2. Mitigated

Land Use	Indoor Water (gal/year)	Outdoor Water (gal/year)
Apartments Mid Rise	3,941,956	674,417
Parking Lot	0.00	0.00

5.13. Operational Waste Generation

5.13.1. Unmitigated

Land Use	Waste (ton/year)	Cogeneration (kWh/year)
Apartments Mid Rise	76.9	—
Parking Lot	0.00	—

5.13.2. Mitigated

Land Use	Waste (ton/year)	Cogeneration (kWh/year)

Apartments Mid Rise	76.9	—
Parking Lot	0.00	—

5.14. Operational Refrigeration and Air Conditioning Equipment

5.14.1. Unmitigated

Land Use Type	Equipment Type	Refrigerant	GWP	Quantity (kg)	Operations Leak Rate	Service Leak Rate	Times Serviced
Apartments Mid Rise	Average room A/C & Other residential A/C and heat pumps	R-410A	2,088	< 0.005	2.50	2.50	10.0
Apartments Mid Rise	Household refrigerators and/or freezers	R-134a	1,430	0.12	0.60	0.00	1.00

5.14.2. Mitigated

Land Use Type	Equipment Type	Refrigerant	GWP	Quantity (kg)	Operations Leak Rate	Service Leak Rate	Times Serviced
Apartments Mid Rise	Average room A/C & Other residential A/C and heat pumps	R-410A	2,088	< 0.005	2.50	2.50	10.0
Apartments Mid Rise	Household refrigerators and/or freezers	R-134a	1,430	0.12	0.60	0.00	1.00

5.15. Operational Off-Road Equipment

5.15.1. Unmitigated

Equipment Type	Fuel Type	Engine Tier	Number per Day	Hours Per Day	Horsepower	Load Factor

5.15.2. Mitigated

Equipment Type	Fuel Type	Engine Tier	Number per Day	Hours Per Day	Horsepower	Load Factor

5.16. Stationary Sources

5.16.1. Emergency Generators and Fire Pumps

Equipment Type	Fuel Type	Number per Day	Hours per Day	Hours per Year	Horsepower	Load Factor

5.16.2. Process Boilers

Equipment Type	Fuel Type	Number	Boiler Rating (MMBtu/hr)	Daily Heat Input (MMBtu/day)	Annual Heat Input (MMBtu/yr)

5.17. User Defined

Equipment Type	Fuel Type

5.18. Vegetation

5.18.1. Land Use Change

5.18.1.1. Unmitigated

Vegetation Land Use Type	Vegetation Soil Type	Initial Acres	Final Acres

5.18.1.2. Mitigated

Vegetation Land Use Type	Vegetation Soil Type	Initial Acres	Final Acres

5.18.1. Biomass Cover Type

5.18.1.1. Unmitigated

Biomass Cover Type	Initial Acres	Final Acres

5.18.1.2. Mitigated

Biomass Cover Type	Initial Acres	Final Acres

5.18.2. Sequestration

5.18.2.1. Unmitigated

Tree Type	Number	Electricity Saved (kWh/year)	Natural Gas Saved (btu/year)

5.18.2.2. Mitigated

Tree Type	Number	Electricity Saved (kWh/year)	Natural Gas Saved (btu/year)

6. Climate Risk Detailed Report

6.1. Climate Risk Summary

Cal-Adapt midcentury 2040–2059 average projections for four hazards are reported below for your project location. These are under Representation Concentration Pathway (RCP) 8.5 which assumes GHG emissions will continue to rise strongly through 2050 and then plateau around 2100.

Climate Hazard	Result for Project Location	Unit
Temperature and Extreme Heat	15.6	annual days of extreme heat
Extreme Precipitation	8.00	annual days with precipitation above 20 mm
Sea Level Rise	—	meters of inundation depth
Wildfire	49.8	annual hectares burned

Temperature and Extreme Heat data are for grid cell in which your project are located. The projection is based on the 98th historical percentile of daily maximum/minimum temperatures from observed historical data (32 climate model ensemble from Cal-Adapt, 2040–2059 average under RCP 8.5). Each grid cell is 6 kilometers (km) by 6 km, or 3.7 miles (mi) by 3.7 mi.
Extreme Precipitation data are for the grid cell in which your project are located. The threshold of 20 mm is equivalent to about ¾ an inch of rain, which would be light to moderate rainfall if received over a full day or heavy rain if received over a period of 2 to 4 hours. Each grid cell is 6 kilometers (km) by 6 km, or 3.7 miles (mi) by 3.7 mi.
Sea Level Rise data are for the grid cell in which your project are located. The projections are from Radke et al. (2017), as reported in Cal-Adapt (Radke et al., 2017, CEC-500-2017-008), and consider inundation location and depth for the San Francisco Bay, the Sacramento-San Joaquin River Delta and California coast resulting different increments of sea level rise coupled with extreme storm events. Users may select from four scenarios to view the range in potential inundation depth for the grid cell. The four scenarios are: No rise, 0.5 meter, 1.0 meter, 1.41 meters
Wildfire data are for the grid cell in which your project are located. The projections are from UC Davis, as reported in Cal-Adapt (2040–2059 average under RCP 8.5), and consider historical data of climate, vegetation, population density, and large (> 400 ha) fire history. Users may select from four model simulations to view the range in potential wildfire probabilities for the grid cell. The four simulations make different assumptions about expected rainfall and temperature are: Warmer/drier (HadGEM2-ES), Cooler/wetter (CNRM-CM5), Average conditions (CanESM2), Range of different rainfall and temperature possibilities (MIROC5). Each grid cell is 6 kilometers (km) by 6 km, or 3.7 miles (mi) by 3.7 mi.

6.2. Initial Climate Risk Scores

Climate Hazard	Exposure Score	Sensitivity Score	Adaptive Capacity Score	Vulnerability Score
Temperature and Extreme Heat	2	0	0	N/A
Extreme Precipitation	N/A	N/A	N/A	N/A
Sea Level Rise	1	0	0	N/A
Wildfire	1	0	0	N/A
Flooding	N/A	N/A	N/A	N/A
Drought	N/A	N/A	N/A	N/A
Snowpack Reduction	N/A	N/A	N/A	N/A
Air Quality Degradation	0	0	0	N/A

The sensitivity score reflects the extent to which a project would be adversely affected by exposure to a climate hazard. Exposure is rated on a scale of 1 to 5, with a score of 5 representing the greatest exposure.
The adaptive capacity of a project refers to its ability to manage and reduce vulnerabilities from projected climate hazards. Adaptive capacity is rated on a scale of 1 to 5, with a score of 5 representing the greatest ability to adapt.
The overall vulnerability scores are calculated based on the potential impacts and adaptive capacity assessments for each hazard. Scores do not include implementation of climate risk reduction measures.

6.3. Adjusted Climate Risk Scores

Climate Hazard	Exposure Score	Sensitivity Score	Adaptive Capacity Score	Vulnerability Score
Temperature and Extreme Heat	2	1	1	3
Extreme Precipitation	N/A	N/A	N/A	N/A
Sea Level Rise	1	1	1	2
Wildfire	1	1	1	2
Flooding	N/A	N/A	N/A	N/A
Drought	N/A	N/A	N/A	N/A
Snowpack Reduction	N/A	N/A	N/A	N/A
Air Quality Degradation	1	1	1	2

The sensitivity score reflects the extent to which a project would be adversely affected by exposure to a climate hazard. Exposure is rated on a scale of 1 to 5, with a score of 5 representing the greatest exposure.

The adaptive capacity of a project refers to its ability to manage and reduce vulnerabilities from projected climate hazards. Adaptive capacity is rated on a scale of 1 to 5, with a score of 5 representing the greatest ability to adapt.
The overall vulnerability scores are calculated based on the potential impacts and adaptive capacity assessments for each hazard. Scores include implementation of climate risk reduction measures.

6.4. Climate Risk Reduction Measures

7. Health and Equity Details

7.1. CalEnviroScreen 4.0 Scores

The maximum CalEnviroScreen score is 100. A high score (i.e., greater than 50) reflects a higher pollution burden compared to other census tracts in the state.

Indicator	Result for Project Census Tract
Exposure Indicators	—
AQ-Ozone	47.0
AQ-PM	23.4
AQ-DPM	1.77
Drinking Water	65.1
Lead Risk Housing	81.1
Pesticides	60.9
Toxic Releases	17.7
Traffic	22.5
Effect Indicators	—
CleanUp Sites	63.7
Groundwater	66.9
Haz Waste Facilities/Generators	77.2
Impaired Water Bodies	77.3
Solid Waste	59.2
Sensitive Population	—
Asthma	19.1
Cardio-vascular	1.86
Low Birth Weights	20.5

Socioeconomic Factor Indicators	—
Education	62.9
Housing	38.8
Linguistic	—
Poverty	48.0
Unemployment	15.8

7.2. Healthy Places Index Scores

The maximum Health Places Index score is 100. A high score (i.e., greater than 50) reflects healthier community conditions compared to other census tracts in the state.

Indicator	Result for Project Census Tract
Economic	—
Above Poverty	37.91864494
Employed	27.51186963
Median HI	57.38483254
Education	—
Bachelor's or higher	40.20274605
High school enrollment	12.02361093
Preschool enrollment	52.4573335
Transportation	—
Auto Access	80.12318748
Active commuting	59.59194149
Social	—
2-parent households	43.74438599
Voting	53.68920826
Neighborhood	—
Alcohol availability	61.7862184
Park access	49.94225587
Retail density	0.320800719

Supermarket access	11.20236109
Tree canopy	71.98768125
Housing	—
Homeownership	77.53111767
Housing habitability	69.08764276
Low-inc homeowner severe housing cost burden	45.18157321
Low-inc renter severe housing cost burden	59.27114077
Uncrowded housing	37.66200436
Health Outcomes	—
Insured adults	42.12755037
Arthritis	0.0
Asthma ER Admissions	80.4
High Blood Pressure	0.0
Cancer (excluding skin)	0.0
Asthma	0.0
Coronary Heart Disease	0.0
Chronic Obstructive Pulmonary Disease	0.0
Diagnosed Diabetes	0.0
Life Expectancy at Birth	17.7
Cognitively Disabled	22.1
Physically Disabled	34.8
Heart Attack ER Admissions	89.6
Mental Health Not Good	0.0
Chronic Kidney Disease	0.0
Obesity	0.0
Pedestrian Injuries	19.6
Physical Health Not Good	0.0
Stroke	0.0

Health Risk Behaviors	—
Binge Drinking	0.0
Current Smoker	0.0
No Leisure Time for Physical Activity	0.0
Climate Change Exposures	—
Wildfire Risk	67.3
SLR Inundation Area	0.0
Children	44.4
Elderly	64.7
English Speaking	56.2
Foreign-born	34.5
Outdoor Workers	27.5
Climate Change Adaptive Capacity	—
Impervious Surface Cover	89.0
Traffic Density	17.4
Traffic Access	23.0
Other Indices	—
Hardship	70.7
Other Decision Support	—
2016 Voting	61.8

7.3. Overall Health & Equity Scores

Metric	Result for Project Census Tract
CalEnviroScreen 4.0 Score for Project Location (a)	31.0
Healthy Places Index Score for Project Location (b)	44.0
Project Located in a Designated Disadvantaged Community (Senate Bill 535)	No
Project Located in a Low-Income Community (Assembly Bill 1550)	Yes
Project Located in a Community Air Protection Program Community (Assembly Bill 617)	No

a: The maximum CalEnviroScreen score is 100. A high score (i.e., greater than 50) reflects a higher pollution burden compared to other census tracts in the state.
b: The maximum Health Places Index score is 100. A high score (i.e., greater than 50) reflects healthier community conditions compared to other census tracts in the state.

7.4. Health & Equity Measures

No Health & Equity Measures selected.

7.5. Evaluation Scorecard

Health & Equity Evaluation Scorecard not completed.

7.6. Health & Equity Custom Measures

No Health & Equity Custom Measures created.

8. User Changes to Default Data

Screen	Justification
Land Use	Based on Project Information
Construction: Construction Phases	Shifted to overlap paving and architectural coating with building construction
Construction: Trips and VMT	—
Operations: Vehicle Data	Based on traffic study ITE rates for affordable housing units
Operations: Energy Use	No natural gas used, adjusted natural gas to electric to account for additional electrical appliances etc.
Construction: Dust From Material Movement	based on project information. All export is modeled in each phase as a conservative estimate of export

Ventura Ranch Farmworker Housing Complex - Phase 3 Unmitigated Detailed Report

Table of Contents

1. Basic Project Information

1.1. Basic Project Information

1.2. Land Use Types

1.3. User-Selected Emission Reduction Measures by Emissions Sector

2. Emissions Summary

2.1. Construction Emissions Compared Against Thresholds

2.2. Construction Emissions by Year, Unmitigated

2.4. Operations Emissions Compared Against Thresholds

2.5. Operations Emissions by Sector, Unmitigated

3. Construction Emissions Details

3.1. Site Preparation (2030) - Unmitigated

3.3. Grading (2030) - Unmitigated

3.5. Building Construction (2030) - Unmitigated

3.7. Building Construction (2031) - Unmitigated

3.9. Paving (2031) - Unmitigated

3.11. Architectural Coating (2031) - Unmitigated

4. Operations Emissions Details

4.1. Mobile Emissions by Land Use

4.1.1. Unmitigated

4.2. Energy

4.2.1. Electricity Emissions By Land Use - Unmitigated

4.2.3. Natural Gas Emissions By Land Use - Unmitigated

4.3. Area Emissions by Source

4.3.1. Unmitigated

4.4. Water Emissions by Land Use

4.4.1. Unmitigated

4.5. Waste Emissions by Land Use

4.5.1. Unmitigated

4.6. Refrigerant Emissions by Land Use

4.6.1. Unmitigated

4.7. Offroad Emissions By Equipment Type

4.7.1. Unmitigated

4.8. Stationary Emissions By Equipment Type

4.8.1. Unmitigated

4.9. User Defined Emissions By Equipment Type

4.9.1. Unmitigated

4.10. Soil Carbon Accumulation By Vegetation Type

4.10.1. Soil Carbon Accumulation By Vegetation Type - Unmitigated

4.10.2. Above and Belowground Carbon Accumulation by Land Use Type - Unmitigated

4.10.3. Avoided and Sequestered Emissions by Species - Unmitigated

5. Activity Data

5.1. Construction Schedule

5.2. Off-Road Equipment

5.2.1. Unmitigated

5.3. Construction Vehicles

5.3.1. Unmitigated

5.4. Vehicles

5.4.1. Construction Vehicle Control Strategies

5.5. Architectural Coatings

5.6. Dust Mitigation

5.6.1. Construction Earthmoving Activities

5.6.2. Construction Earthmoving Control Strategies

5.7. Construction Paving

5.8. Construction Electricity Consumption and Emissions Factors

5.9. Operational Mobile Sources

5.9.1. Unmitigated

5.10. Operational Area Sources

5.10.1. Hearths

5.10.1.1. Unmitigated

5.10.2. Architectural Coatings

5.10.3. Landscape Equipment

5.11. Operational Energy Consumption

5.11.1. Unmitigated

5.12. Operational Water and Wastewater Consumption

5.12.1. Unmitigated

5.13. Operational Waste Generation

5.13.1. Unmitigated

5.14. Operational Refrigeration and Air Conditioning Equipment

5.14.1. Unmitigated

5.15. Operational Off-Road Equipment

5.15.1. Unmitigated

5.16. Stationary Sources

5.16.1. Emergency Generators and Fire Pumps

5.16.2. Process Boilers

5.17. User Defined

5.18. Vegetation

5.18.1. Land Use Change

5.18.1.1. Unmitigated

5.18.1. Biomass Cover Type

5.18.1.1. Unmitigated

5.18.2. Sequestration

5.18.2.1. Unmitigated

6. Climate Risk Detailed Report

6.1. Climate Risk Summary

6.2. Initial Climate Risk Scores

6.3. Adjusted Climate Risk Scores

6.4. Climate Risk Reduction Measures

7. Health and Equity Details

7.1. CalEnviroScreen 4.0 Scores

7.2. Healthy Places Index Scores

7.3. Overall Health & Equity Scores

7.4. Health & Equity Measures

7.5. Evaluation Scorecard

7.6. Health & Equity Custom Measures

8. User Changes to Default Data

1. Basic Project Information

1.1. Basic Project Information

Data Field	Value
Project Name	Ventura Ranch Farmworker Housing Complex - Phase 3 Unmitigated
Construction Start Date	4/1/2030
Operational Year	2032
Lead Agency	—
Land Use Scale	Project/site
Analysis Level for Defaults	County
Windspeed (m/s)	3.20
Precipitation (days)	2.20
Location	34.3347811676463, -119.28963694784979
County	Ventura
City	Unincorporated
Air District	Ventura County APCD
Air Basin	South Central Coast
TAZ	3405
EDFZ	8
Electric Utility	Southern California Edison
Gas Utility	Southern California Gas
App Version	2022.1.1.30

1.2. Land Use Types

Land Use Subtype	Size	Unit	Lot Acreage	Building Area (sq ft)	Landscape Area (sq ft)	Special Landscape Area (sq ft)	Population	Description
Apartments Mid Rise	132	Dwelling Unit	6.29	140,241	85,764	0.00	397	—

Parking Lot	222	Space	2.37	0.00	0.00	0.00	—	—
Health Club	3.60	1000sqft	0.00	3,600	0.00	—	—	—
Industrial Park	0.64	1000sqft	0.00	637	0.00	0.00	—	—

1.3. User-Selected Emission Reduction Measures by Emissions Sector

No measures selected

2. Emissions Summary

2.1. Construction Emissions Compared Against Thresholds

Criteria Pollutants (lb/day for daily, ton/yr for annual) and GHGs (lb/day for daily, MT/yr for annual)

Un/Mit.	TOG	ROG	NOx	CO	SO2	PM10E	PM10D	PM10T	PM2.5E	PM2.5D	PM2.5T	BCO2	NBCO2	CO2T	CH4	N2O	R	CO2e
Daily, Summer (Max)	—	—	—	—	—	—	—	—	—	—	—	—	—	—	—	—	—	—
Unmit.	3.54	2.97	25.3	29.2	0.06	1.07	7.89	8.96	0.98	3.99	4.97	—	7,465	7,465	0.22	0.70	7.85	7,688
Daily, Winter (Max)	—	—	—	—	—	—	—	—	—	—	—	—	—	—	—	—	—	—
Unmit.	33.5	33.1	15.9	29.0	0.04	0.47	1.84	2.31	0.43	0.44	0.87	—	5,940	5,940	0.19	0.15	0.11	5,991
Average Daily (Max)	—	—	—	—	—	—	—	—	—	—	—	—	—	—	—	—	—	—
Unmit.	3.54	3.38	9.68	12.4	0.02	0.37	2.59	2.96	0.34	1.20	1.54	—	2,810	2,810	0.10	0.10	0.95	2,842
Annual (Max)	—	—	—	—	—	—	—	—	—	—	—	—	—	—	—	—	—	—
Unmit.	0.65	0.62	1.77	2.27	< 0.005	0.07	0.47	0.54	0.06	0.22	0.28	—	465	465	0.02	0.02	0.16	471

2.2. Construction Emissions by Year, Unmitigated

Criteria Pollutants (lb/day for daily, ton/yr for annual) and GHGs (lb/day for daily, MT/yr for annual)

Year	TOG	ROG	NOx	CO	SO2	PM10E	PM10D	PM10T	PM2.5E	PM2.5D	PM2.5T	BCO2	NBCO2	CO2T	CH4	N2O	R	CO2e

Daily - Summer (Max)	—	—	—	—	—	—	—	—	—	—	—	—	—	—	—	—	—	—
2030	3.54	2.97	25.3	29.2	0.06	1.07	7.89	8.96	0.98	3.99	4.97	—	7,465	7,465	0.22	0.70	7.85	7,688
2031	1.45	1.22	8.79	17.1	0.03	0.25	1.39	1.64	0.23	0.33	0.56	—	3,952	3,952	0.12	0.08	3.39	3,983
Daily - Winter (Max)	—	—	—	—	—	—	—	—	—	—	—	—	—	—	—	—	—	—
2030	1.49	1.25	9.19	17.0	0.03	0.26	1.39	1.66	0.24	0.33	0.57	—	3,932	3,932	0.12	0.12	0.10	3,972
2031	33.5	33.1	15.9	29.0	0.04	0.47	1.84	2.31	0.43	0.44	0.87	—	5,940	5,940	0.19	0.15	0.11	5,991
Average Daily	—	—	—	—	—	—	—	—	—	—	—	—	—	—	—	—	—	—
2030	1.35	1.13	9.68	12.4	0.02	0.37	2.59	2.96	0.34	1.20	1.54	—	2,810	2,810	0.10	0.10	0.69	2,842
2031	3.54	3.38	6.10	11.4	0.02	0.17	0.90	1.08	0.16	0.22	0.37	—	2,608	2,608	0.08	0.08	0.95	2,635
Annual	—	—	—	—	—	—	—	—	—	—	—	—	—	—	—	—	—	—
2030	0.25	0.21	1.77	2.27	< 0.005	0.07	0.47	0.54	0.06	0.22	0.28	—	465	465	0.02	0.02	0.11	471
2031	0.65	0.62	1.11	2.09	< 0.005	0.03	0.17	0.20	0.03	0.04	0.07	—	432	432	0.01	0.01	0.16	436

2.4. Operations Emissions Compared Against Thresholds

Criteria Pollutants (lb/day for daily, ton/yr for annual) and GHGs (lb/day for daily, MT/yr for annual)

Un/Mit.	TOG	ROG	NOx	CO	SO2	PM10E	PM10D	PM10T	PM2.5E	PM2.5D	PM2.5T	BCO2	NBCO2	CO2T	CH4	N2O	R	CO2e
Daily, Summer (Max)	—	—	—	—	—	—	—	—	—	—	—	—	—	—	—	—	—	—
Unmit.	6.40	6.18	1.63	24.2	0.05	0.03	4.84	4.87	0.03	1.23	1.25	74.3	5,788	5,862	7.76	0.23	10.6	6,134
Daily, Winter (Max)	—	—	—	—	—	—	—	—	—	—	—	—	—	—	—	—	—	—
Unmit.	5.67	5.49	1.75	16.1	0.04	0.03	4.84	4.87	0.02	1.23	1.25	74.3	5,606	5,680	7.78	0.24	1.43	5,946
Average Daily (Max)	—	—	—	—	—	—	—	—	—	—	—	—	—	—	—	—	—	—

Unmit.	6.00	5.80	1.75	19.7	0.04	0.03	4.83	4.86	0.03	1.23	1.25	74.3	5,641	5,715	7.77	0.23	5.23	5,985
Annual (Max)	—	—	—	—	—	—	—	—	—	—	—	—	—	—	—	—	—	—
Unmit.	1.10	1.06	0.32	3.60	0.01	0.01	0.88	0.89	< 0.005	0.22	0.23	12.3	934	946	1.29	0.04	0.87	991

2.5. Operations Emissions by Sector, Unmitigated

Criteria Pollutants (lb/day for daily, ton/yr for annual) and GHGs (lb/day for daily, MT/yr for annual)

Sector	TOG	ROG	NOx	CO	SO2	PM10E	PM10D	PM10T	PM2.5E	PM2.5D	PM2.5T	BCO2	NBCO2	CO2T	CH4	N2O	R	CO2e
Daily, Summer (Max)	—	—	—	—	—	—	—	—	—	—	—	—	—	—	—	—	—	—
Mobile	2.33	2.15	1.56	16.5	0.05	0.03	4.84	4.87	0.02	1.23	1.25	—	4,689	4,689	0.17	0.18	9.37	4,758
Area	4.07	4.03	0.07	7.71	< 0.005	< 0.005	—	< 0.005	< 0.005	—	< 0.005	0.00	20.8	20.8	< 0.005	< 0.005	—	20.9
Energy	0.00	0.00	0.00	0.00	0.00	0.00	—	0.00	0.00	—	0.00	—	1,047	1,047	0.13	0.02	—	1,055
Water	—	—	—	—	—	—	—	—	—	—	—	10.3	31.2	41.5	1.06	0.03	—	75.6
Waste	—	—	—	—	—	—	—	—	—	—	—	64.0	0.00	64.0	6.40	0.00	—	224
Refrig.	—	—	—	—	—	—	—	—	—	—	—	—	—	—	—	—	1.19	1.19
Total	6.40	6.18	1.63	24.2	0.05	0.03	4.84	4.87	0.03	1.23	1.25	74.3	5,788	5,862	7.76	0.23	10.6	6,134
Daily, Winter (Max)	—	—	—	—	—	—	—	—	—	—	—	—	—	—	—	—	—	—
Mobile	2.31	2.13	1.75	16.1	0.04	0.03	4.84	4.87	0.02	1.23	1.25	—	4,528	4,528	0.18	0.20	0.24	4,591
Area	3.35	3.35	0.00	0.00	0.00	0.00	—	0.00	0.00	—	0.00	0.00	0.00	0.00	0.00	0.00	—	0.00
Energy	0.00	0.00	0.00	0.00	0.00	0.00	—	0.00	0.00	—	0.00	—	1,047	1,047	0.13	0.02	—	1,055
Water	—	—	—	—	—	—	—	—	—	—	—	10.3	31.2	41.5	1.06	0.03	—	75.6
Waste	—	—	—	—	—	—	—	—	—	—	—	64.0	0.00	64.0	6.40	0.00	—	224
Refrig.	—	—	—	—	—	—	—	—	—	—	—	—	—	—	—	—	1.19	1.19
Total	5.67	5.49	1.75	16.1	0.04	0.03	4.84	4.87	0.02	1.23	1.25	74.3	5,606	5,680	7.78	0.24	1.43	5,946
Average Daily	—	—	—	—	—	—	—	—	—	—	—	—	—	—	—	—	—	—

Mobile	2.29	2.11	1.71	15.9	0.04	0.03	4.83	4.86	0.02	1.23	1.25	—	4,553	4,553	0.18	0.19	4.05	4,619
Area	3.71	3.69	0.04	3.80	< 0.005	< 0.005	—	< 0.005	< 0.005	—	< 0.005	0.00	10.2	10.2	< 0.005	< 0.005	—	10.3
Energy	0.00	0.00	0.00	0.00	0.00	0.00	—	0.00	0.00	—	0.00	—	1,047	1,047	0.13	0.02	—	1,055
Water	—	—	—	—	—	—	—	—	—	—	—	10.3	31.2	41.5	1.06	0.03	—	75.6
Waste	—	—	—	—	—	—	—	—	—	—	—	64.0	0.00	64.0	6.40	0.00	—	224
Refrig.	—	—	—	—	—	—	—	—	—	—	—	—	—	—	—	—	1.19	1.19
Total	6.00	5.80	1.75	19.7	0.04	0.03	4.83	4.86	0.03	1.23	1.25	74.3	5,641	5,715	7.77	0.23	5.23	5,985
Annual	—	—	—	—	—	—	—	—	—	—	—	—	—	—	—	—	—	—
Mobile	0.42	0.39	0.31	2.90	0.01	< 0.005	0.88	0.89	< 0.005	0.22	0.23	—	754	754	0.03	0.03	0.67	765
Area	0.68	0.67	0.01	0.69	< 0.005	< 0.005	—	< 0.005	< 0.005	—	< 0.005	0.00	1.70	1.70	< 0.005	< 0.005	—	1.70
Energy	0.00	0.00	0.00	0.00	0.00	0.00	—	0.00	0.00	—	0.00	—	173	173	0.02	< 0.005	—	175
Water	—	—	—	—	—	—	—	—	—	—	—	1.70	5.17	6.87	0.18	< 0.005	—	12.5
Waste	—	—	—	—	—	—	—	—	—	—	—	10.6	0.00	10.6	1.06	0.00	—	37.1
Refrig.	—	—	—	—	—	—	—	—	—	—	—	—	—	—	—	—	0.20	0.20
Total	1.10	1.06	0.32	3.60	0.01	0.01	0.88	0.89	< 0.005	0.22	0.23	12.3	934	946	1.29	0.04	0.87	991

3. Construction Emissions Details

3.1. Site Preparation (2030) - Unmitigated

Criteria Pollutants (lb/day for daily, ton/yr for annual) and GHGs (lb/day for daily, MT/yr for annual)

Location	TOG	ROG	NOx	CO	SO2	PM10E	PM10D	PM10T	PM2.5E	PM2.5D	PM2.5T	BCO2	NBCO2	CO2T	CH4	N2O	R	CO2e
Onsite	—	—	—	—	—	—	—	—	—	—	—	—	—	—	—	—	—	—
Daily, Summer (Max)	—	—	—	—	—	—	—	—	—	—	—	—	—	—	—	—	—	—
Off-Road Equipment	3.47	2.92	25.2	28.4	0.05	1.07	—	1.07	0.98	—	0.98	—	5,296	5,296	0.21	0.04	—	5,314

Dust From Material Movement	—	—	—	—	—	—	7.67	7.67	—	3.94	3.94	—	—	—	—	—	—	—
Onsite truck	0.00	0.00	0.00	0.00	0.00	0.00	0.00	0.00	0.00	0.00	0.00	—	0.00	0.00	0.00	0.00	0.00	0.00
Daily, Winter (Max)	—	—	—	—	—	—	—	—	—	—	—	—	—	—	—	—	—	—
Average Daily	—	—	—	—	—	—	—	—	—	—	—	—	—	—	—	—	—	—
Off-Road Equipment	0.86	0.72	6.22	7.01	0.01	0.26	—	0.26	0.24	—	0.24	—	1,306	1,306	0.05	0.01	—	1,310
Dust From Material Movement	—	—	—	—	—	—	1.89	1.89	—	0.97	0.97	—	—	—	—	—	—	—
Onsite truck	0.00	0.00	0.00	0.00	0.00	0.00	0.00	0.00	0.00	0.00	0.00	—	0.00	0.00	0.00	0.00	0.00	0.00
Annual	—	—	—	—	—	—	—	—	—	—	—	—	—	—	—	—	—	—
Off-Road Equipment	0.16	0.13	1.13	1.28	< 0.005	0.05	—	0.05	0.04	—	0.04	—	216	216	0.01	< 0.005	—	217
Dust From Material Movement	—	—	—	—	—	—	0.34	0.34	—	0.18	0.18	—	—	—	—	—	—	—
Onsite truck	0.00	0.00	0.00	0.00	0.00	0.00	0.00	0.00	0.00	0.00	0.00	—	0.00	0.00	0.00	0.00	0.00	0.00
Offsite	—	—	—	—	—	—	—	—	—	—	—	—	—	—	—	—	—	—
Daily, Summer (Max)	—	—	—	—	—	—	—	—	—	—	—	—	—	—	—	—	—	—
Worker	0.06	0.05	0.05	0.80	0.00	0.00	0.23	0.23	0.00	0.05	0.05	—	214	214	< 0.005	0.01	0.57	217

Vendor	0.00	0.00	0.00	0.00	0.00	0.00	0.00	0.00	0.00	0.00	0.00	—	0.00	0.00	0.00	0.00	0.00	0.00
Hauling	0.00	0.00	0.00	0.00	0.00	0.00	0.00	0.00	0.00	0.00	0.00	—	0.00	0.00	0.00	0.00	0.00	0.00
Daily, Winter (Max)	—	—	—	—	—	—	—	—	—	—	—	—	—	—	—	—	—	—
Average Daily	—	—	—	—	—	—	—	—	—	—	—	—	—	—	—	—	—	—
Worker	0.02	0.01	0.01	0.18	0.00	0.00	0.06	0.06	0.00	0.01	0.01	—	50.8	50.8	< 0.005	< 0.005	0.06	51.4
Vendor	0.00	0.00	0.00	0.00	0.00	0.00	0.00	0.00	0.00	0.00	0.00	—	0.00	0.00	0.00	0.00	0.00	0.00
Hauling	0.00	0.00	0.00	0.00	0.00	0.00	0.00	0.00	0.00	0.00	0.00	—	0.00	0.00	0.00	0.00	0.00	0.00
Annual	—	—	—	—	—	—	—	—	—	—	—	—	—	—	—	—	—	—
Worker	< 0.005	< 0.005	< 0.005	0.03	0.00	0.00	0.01	0.01	0.00	< 0.005	< 0.005	—	8.40	8.40	< 0.005	< 0.005	0.01	8.52
Vendor	0.00	0.00	0.00	0.00	0.00	0.00	0.00	0.00	0.00	0.00	0.00	—	0.00	0.00	0.00	0.00	0.00	0.00
Hauling	0.00	0.00	0.00	0.00	0.00	0.00	0.00	0.00	0.00	0.00	0.00	—	0.00	0.00	0.00	0.00	0.00	0.00

3.3. Grading (2030) - Unmitigated

Criteria Pollutants (lb/day for daily, ton/yr for annual) and GHGs (lb/day for daily, MT/yr for annual)

Location	TOG	ROG	NOx	CO	SO2	PM10E	PM10D	PM10T	PM2.5E	PM2.5D	PM2.5T	BCO2	NBCO2	CO2T	CH4	N2O	R	CO2e
Onsite	—	—	—	—	—	—	—	—	—	—	—	—	—	—	—	—	—	—
Daily, Summer (Max)	—	—	—	—	—	—	—	—	—	—	—	—	—	—	—	—	—	—
Off-Road Equipment	1.76	1.48	12.6	17.3	0.03	0.51	—	0.51	0.47	—	0.47	—	2,959	2,959	0.12	0.02	—	2,969
Dust From Material Movement	—	—	—	—	—	—	2.78	2.78	—	1.34	1.34	—	—	—	—	—	—	—
Onsite truck	0.00	0.00	0.00	0.00	0.00	0.00	0.00	0.00	0.00	0.00	0.00	—	0.00	0.00	0.00	0.00	0.00	0.00

Daily, Winter (Max)	—	—	—	—	—	—	—	—	—	—	—	—	—	—	—	—	—	—
Average Daily	—	—	—	—	—	—	—	—	—	—	—	—	—	—	—	—	—	—
Off-Road Equipment	0.14	0.12	1.04	1.43	< 0.005	0.04	—	0.04	0.04	—	0.04	—	243	243	0.01	< 0.005	—	244
Dust From Material Movement	—	—	—	—	—	—	0.23	0.23	—	0.11	0.11	—	—	—	—	—	—	—
Onsite truck	0.00	0.00	0.00	0.00	0.00	0.00	0.00	0.00	0.00	0.00	0.00	—	0.00	0.00	0.00	0.00	0.00	0.00
Annual	—	—	—	—	—	—	—	—	—	—	—	—	—	—	—	—	—	—
Off-Road Equipment	0.03	0.02	0.19	0.26	< 0.005	0.01	—	0.01	0.01	—	0.01	—	40.3	40.3	< 0.005	< 0.005	—	40.4
Dust From Material Movement	—	—	—	—	—	—	0.04	0.04	—	0.02	0.02	—	—	—	—	—	—	—
Onsite truck	0.00	0.00	0.00	0.00	0.00	0.00	0.00	0.00	0.00	0.00	0.00	—	0.00	0.00	0.00	0.00	0.00	0.00
Offsite	—	—	—	—	—	—	—	—	—	—	—	—	—	—	—	—	—	—
Daily, Summer (Max)	—	—	—	—	—	—	—	—	—	—	—	—	—	—	—	—	—	—
Worker	0.05	0.05	0.05	0.68	0.00	0.00	0.20	0.20	0.00	0.05	0.05	—	183	183	< 0.005	0.01	0.48	186
Vendor	0.00	0.00	0.00	0.00	0.00	0.00	0.00	0.00	0.00	0.00	0.00	—	0.00	0.00	0.00	0.00	0.00	0.00
Hauling	0.16	0.08	5.24	1.47	0.03	0.06	1.28	1.34	0.06	0.36	0.42	—	4,323	4,323	0.08	0.67	7.37	4,533
Daily, Winter (Max)	—	—	—	—	—	—	—	—	—	—	—	—	—	—	—	—	—	—

Average Daily	—	—	—	—	—	—	—	—	—	—	—	—	—	—	—	—	—	—
Worker	< 0.005	< 0.005	< 0.005	0.05	0.00	0.00	0.02	0.02	0.00	< 0.005	< 0.005	—	14.5	14.5	< 0.005	< 0.005	0.02	14.7
Vendor	0.00	0.00	0.00	0.00	0.00	0.00	0.00	0.00	0.00	0.00	0.00	—	0.00	0.00	0.00	0.00	0.00	0.00
Hauling	0.01	0.01	0.45	0.12	< 0.005	0.01	0.11	0.11	0.01	0.03	0.03	—	355	355	0.01	0.06	0.26	372
Annual	—	—	—	—	—	—	—	—	—	—	—	—	—	—	—	—	—	—
Worker	< 0.005	< 0.005	< 0.005	0.01	0.00	0.00	< 0.005	< 0.005	0.00	< 0.005	< 0.005	—	2.40	2.40	< 0.005	< 0.005	< 0.005	2.43
Vendor	0.00	0.00	0.00	0.00	0.00	0.00	0.00	0.00	0.00	0.00	0.00	—	0.00	0.00	0.00	0.00	0.00	0.00
Hauling	< 0.005	< 0.005	0.08	0.02	< 0.005	< 0.005	0.02	0.02	< 0.005	0.01	0.01	—	58.8	58.8	< 0.005	0.01	0.04	61.6

3.5. Building Construction (2030) - Unmitigated

Criteria Pollutants (lb/day for daily, ton/yr for annual) and GHGs (lb/day for daily, MT/yr for annual)

Location	TOG	ROG	NOx	CO	SO2	PM10E	PM10D	PM10T	PM2.5E	PM2.5D	PM2.5T	BCO2	NBCO2	CO2T	CH4	N2O	R	CO2e
Onsite	—	—	—	—	—	—	—	—	—	—	—	—	—	—	—	—	—	—
Daily, Summer (Max)	—	—	—	—	—	—	—	—	—	—	—	—	—	—	—	—	—	—
Off-Road Equipment	1.12	0.94	8.39	12.9	0.02	0.26	—	0.26	0.24	—	0.24	—	2,397	2,397	0.10	0.02	—	2,405
Onsite truck	0.00	0.00	0.00	0.00	0.00	0.00	0.00	0.00	0.00	0.00	0.00	—	0.00	0.00	0.00	0.00	0.00	0.00
Daily, Winter (Max)	—	—	—	—	—	—	—	—	—	—	—	—	—	—	—	—	—	—
Off-Road Equipment	1.12	0.94	8.39	12.9	0.02	0.26	—	0.26	0.24	—	0.24	—	2,397	2,397	0.10	0.02	—	2,405
Onsite truck	0.00	0.00	0.00	0.00	0.00	0.00	0.00	0.00	0.00	0.00	0.00	—	0.00	0.00	0.00	0.00	0.00	0.00

Average Daily	—	—	—	—	—	—	—	—	—	—	—	—	—	—	—	—	—	—
Off-Road Equipment	0.24	0.20	1.79	2.75	< 0.005	0.06	—	0.06	0.05	—	0.05	—	511	511	0.02	< 0.005	—	513
Onsite truck	0.00	0.00	0.00	0.00	0.00	0.00	0.00	0.00	0.00	0.00	0.00	—	0.00	0.00	0.00	0.00	0.00	0.00
Annual	—	—	—	—	—	—	—	—	—	—	—	—	—	—	—	—	—	—
Off-Road Equipment	0.04	0.04	0.33	0.50	< 0.005	0.01	—	0.01	0.01	—	0.01	—	84.6	84.6	< 0.005	< 0.005	—	84.9
Onsite truck	0.00	0.00	0.00	0.00	0.00	0.00	0.00	0.00	0.00	0.00	0.00	—	0.00	0.00	0.00	0.00	0.00	0.00
Offsite	—	—	—	—	—	—	—	—	—	—	—	—	—	—	—	—	—	—
Daily, Summer (Max)	—	—	—	—	—	—	—	—	—	—	—	—	—	—	—	—	—	—
Worker	0.35	0.30	0.29	4.41	0.00	0.00	1.27	1.27	0.00	0.30	0.30	—	1,183	1,183	0.01	0.05	3.13	1,200
Vendor	0.02	0.01	0.44	0.15	< 0.005	< 0.005	0.13	0.13	< 0.005	0.03	0.04	—	405	405	0.01	0.06	0.70	423
Hauling	0.00	0.00	0.00	0.00	0.00	0.00	0.00	0.00	0.00	0.00	0.00	—	0.00	0.00	0.00	0.00	0.00	0.00
Daily, Winter (Max)	—	—	—	—	—	—	—	—	—	—	—	—	—	—	—	—	—	—
Worker	0.35	0.30	0.34	3.96	0.00	0.00	1.27	1.27	0.00	0.30	0.30	—	1,131	1,131	0.02	0.05	0.08	1,145
Vendor	0.01	0.01	0.46	0.15	< 0.005	< 0.005	0.13	0.13	< 0.005	0.03	0.04	—	405	405	0.01	0.06	0.02	423
Hauling	0.00	0.00	0.00	0.00	0.00	0.00	0.00	0.00	0.00	0.00	0.00	—	0.00	0.00	0.00	0.00	0.00	0.00
Average Daily	—	—	—	—	—	—	—	—	—	—	—	—	—	—	—	—	—	—
Worker	0.07	0.06	0.07	0.85	0.00	0.00	0.27	0.27	0.00	0.06	0.06	—	243	243	< 0.005	0.01	0.29	246
Vendor	< 0.005	< 0.005	0.10	0.03	< 0.005	< 0.005	0.03	0.03	< 0.005	0.01	0.01	—	86.3	86.3	< 0.005	0.01	0.06	90.2
Hauling	0.00	0.00	0.00	0.00	0.00	0.00	0.00	0.00	0.00	0.00	0.00	—	0.00	0.00	0.00	0.00	0.00	0.00
Annual	—	—	—	—	—	—	—	—	—	—	—	—	—	—	—	—	—	—

Worker	0.01	0.01	0.01	0.16	0.00	0.00	0.05	0.05	0.00	0.01	0.01	—	40.2	40.2	< 0.005	< 0.005	0.05	40.8
Vendor	< 0.005	< 0.005	0.02	0.01	< 0.005	< 0.005	< 0.005	0.01	< 0.005	< 0.005	< 0.005	—	14.3	14.3	< 0.005	< 0.005	0.01	14.9
Hauling	0.00	0.00	0.00	0.00	0.00	0.00	0.00	0.00	0.00	0.00	0.00	—	0.00	0.00	0.00	0.00	0.00	0.00

3.7. Building Construction (2031) - Unmitigated

Criteria Pollutants (lb/day for daily, ton/yr for annual) and GHGs (lb/day for daily, MT/yr for annual)

Location	TOG	ROG	NOx	CO	SO2	PM10E	PM10D	PM10T	PM2.5E	PM2.5D	PM2.5T	BCO2	NBCO2	CO2T	CH4	N2O	R	CO2e
Onsite	—	—	—	—	—	—	—	—	—	—	—	—	—	—	—	—	—	—
Daily, Summer (Max)	—	—	—	—	—	—	—	—	—	—	—	—	—	—	—	—	—	—
Off-Road Equipment	1.10	0.92	8.12	12.8	0.02	0.24	—	0.24	0.22	—	0.22	—	2,397	2,397	0.10	0.02	—	2,405
Onsite truck	0.00	0.00	0.00	0.00	0.00	0.00	0.00	0.00	0.00	0.00	0.00	—	0.00	0.00	0.00	0.00	0.00	0.00
Daily, Winter (Max)	—	—	—	—	—	—	—	—	—	—	—	—	—	—	—	—	—	—
Off-Road Equipment	1.10	0.92	8.12	12.8	0.02	0.24	—	0.24	0.22	—	0.22	—	2,397	2,397	0.10	0.02	—	2,405
Onsite truck	0.00	0.00	0.00	0.00	0.00	0.00	0.00	0.00	0.00	0.00	0.00	—	0.00	0.00	0.00	0.00	0.00	0.00
Average Daily	—	—	—	—	—	—	—	—	—	—	—	—	—	—	—	—	—	—
Off-Road Equipment	0.69	0.57	5.07	8.02	0.01	0.15	—	0.15	0.14	—	0.14	—	1,496	1,496	0.06	0.01	—	1,501
Onsite truck	0.00	0.00	0.00	0.00	0.00	0.00	0.00	0.00	0.00	0.00	0.00	—	0.00	0.00	0.00	0.00	0.00	0.00

Annual	—	—	—	—	—	—	—	—	—	—	—	—	—	—	—	—	—	—
Off-Road Equipment	0.13	0.10	0.92	1.46	< 0.005	0.03	—	0.03	0.03	—	0.03	—	248	248	0.01	< 0.005	—	249
Onsite truck	0.00	0.00	0.00	0.00	0.00	0.00	0.00	0.00	0.00	0.00	0.00	—	0.00	0.00	0.00	0.00	0.00	0.00
Offsite	—	—	—	—	—	—	—	—	—	—	—	—	—	—	—	—	—	—
Daily, Summer (Max)	—	—	—	—	—	—	—	—	—	—	—	—	—	—	—	—	—	—
Worker	0.33	0.29	0.25	4.09	0.00	0.00	1.27	1.27	0.00	0.30	0.30	—	1,164	1,164	0.01	0.01	2.78	1,169
Vendor	0.02	0.01	0.42	0.14	< 0.005	< 0.005	0.13	0.13	< 0.005	0.03	0.04	—	391	391	0.01	0.06	0.61	410
Hauling	0.00	0.00	0.00	0.00	0.00	0.00	0.00	0.00	0.00	0.00	0.00	—	0.00	0.00	0.00	0.00	0.00	0.00
Daily, Winter (Max)	—	—	—	—	—	—	—	—	—	—	—	—	—	—	—	—	—	—
Worker	0.33	0.29	0.30	3.71	0.00	0.00	1.27	1.27	0.00	0.30	0.30	—	1,113	1,113	0.01	0.05	0.07	1,127
Vendor	0.01	0.01	0.44	0.15	< 0.005	< 0.005	0.13	0.13	< 0.005	0.03	0.04	—	391	391	0.01	0.06	0.02	409
Hauling	0.00	0.00	0.00	0.00	0.00	0.00	0.00	0.00	0.00	0.00	0.00	—	0.00	0.00	0.00	0.00	0.00	0.00
Average Daily	—	—	—	—	—	—	—	—	—	—	—	—	—	—	—	—	—	—
Worker	0.21	0.18	0.18	2.31	0.00	0.00	0.79	0.79	0.00	0.18	0.18	—	700	700	0.01	0.03	0.75	709
Vendor	0.01	0.01	0.27	0.09	< 0.005	< 0.005	0.08	0.08	< 0.005	0.02	0.02	—	244	244	< 0.005	0.04	0.16	256
Hauling	0.00	0.00	0.00	0.00	0.00	0.00	0.00	0.00	0.00	0.00	0.00	—	0.00	0.00	0.00	0.00	0.00	0.00
Annual	—	—	—	—	—	—	—	—	—	—	—	—	—	—	—	—	—	—
Worker	0.04	0.03	0.03	0.42	0.00	0.00	0.14	0.14	0.00	0.03	0.03	—	116	116	< 0.005	< 0.005	0.12	117
Vendor	< 0.005	< 0.005	0.05	0.02	< 0.005	< 0.005	0.01	0.01	< 0.005	< 0.005	< 0.005	—	40.4	40.4	< 0.005	0.01	0.03	42.3
Hauling	0.00	0.00	0.00	0.00	0.00	0.00	0.00	0.00	0.00	0.00	0.00	—	0.00	0.00	0.00	0.00	0.00	0.00

3.9. Paving (2031) - Unmitigated

Criteria Pollutants (lb/day for daily, ton/yr for annual) and GHGs (lb/day for daily, MT/yr for annual)

Location	TOG	ROG	NOx	CO	SO2	PM10E	PM10D	PM10T	PM2.5E	PM2.5D	PM2.5T	BCO2	NBCO2	CO2T	CH4	N2O	R	CO2e
Onsite	—	—	—	—	—	—	—	—	—	—	—	—	—	—	—	—	—	—
Daily, Summer (Max)	—	—	—	—	—	—	—	—	—	—	—	—	—	—	—	—	—	—
Daily, Winter (Max)	—	—	—	—	—	—	—	—	—	—	—	—	—	—	—	—	—	—
Off-Road Equipment	0.75	0.63	6.13	9.88	0.01	0.21	—	0.21	0.19	—	0.19	—	1,511	1,511	0.06	0.01	—	1,516
Paving	0.21	0.21	—	—	—	—	—	—	—	—	—	—	—	—	—	—	—	—
Onsite truck	0.00	0.00	0.00	0.00	0.00	0.00	0.00	0.00	0.00	0.00	0.00	—	0.00	0.00	0.00	0.00	0.00	0.00
Average Daily	—	—	—	—	—	—	—	—	—	—	—	—	—	—	—	—	—	—
Off-Road Equipment	0.06	0.05	0.50	0.81	< 0.005	0.02	—	0.02	0.02	—	0.02	—	124	124	0.01	< 0.005	—	125
Paving	0.02	0.02	—	—	—	—	—	—	—	—	—	—	—	—	—	—	—	—
Onsite truck	0.00	0.00	0.00	0.00	0.00	0.00	0.00	0.00	0.00	0.00	0.00	—	0.00	0.00	0.00	0.00	0.00	0.00
Annual	—	—	—	—	—	—	—	—	—	—	—	—	—	—	—	—	—	—
Off-Road Equipment	0.01	0.01	0.09	0.15	< 0.005	< 0.005	—	< 0.005	< 0.005	—	< 0.005	—	20.6	20.6	< 0.005	< 0.005	—	20.6
Paving	< 0.005	< 0.005	—	—	—	—	—	—	—	—	—	—	—	—	—	—	—	—
Onsite truck	0.00	0.00	0.00	0.00	0.00	0.00	0.00	0.00	0.00	0.00	0.00	—	0.00	0.00	0.00	0.00	0.00	0.00
Offsite	—	—	—	—	—	—	—	—	—	—	—	—	—	—	—	—	—	—

Daily, Summer (Max)	—	—	—	—	—	—	—	—	—	—	—	—	—	—	—	—	—	—
Daily, Winter (Max)	—	—	—	—	—	—	—	—	—	—	—	—	—	—	—	—	—	—
Worker	0.05	0.04	0.05	0.57	0.00	0.00	0.20	0.20	0.00	0.05	0.05	—	172	172	< 0.005	0.01	0.01	175
Vendor	0.00	0.00	0.00	0.00	0.00	0.00	0.00	0.00	0.00	0.00	0.00	—	0.00	0.00	0.00	0.00	0.00	0.00
Hauling	0.00	0.00	0.00	0.00	0.00	0.00	0.00	0.00	0.00	0.00	0.00	—	0.00	0.00	0.00	0.00	0.00	0.00
Average Daily	—	—	—	—	—	—	—	—	—	—	—	—	—	—	—	—	—	—
Worker	< 0.005	< 0.005	< 0.005	0.05	0.00	0.00	0.02	0.02	0.00	< 0.005	< 0.005	—	14.3	14.3	< 0.005	< 0.005	0.02	14.5
Vendor	0.00	0.00	0.00	0.00	0.00	0.00	0.00	0.00	0.00	0.00	0.00	—	0.00	0.00	0.00	0.00	0.00	0.00
Hauling	0.00	0.00	0.00	0.00	0.00	0.00	0.00	0.00	0.00	0.00	0.00	—	0.00	0.00	0.00	0.00	0.00	0.00
Annual	—	—	—	—	—	—	—	—	—	—	—	—	—	—	—	—	—	—
Worker	< 0.005	< 0.005	< 0.005	0.01	0.00	0.00	< 0.005	< 0.005	0.00	< 0.005	< 0.005	—	2.36	2.36	< 0.005	< 0.005	< 0.005	2.39
Vendor	0.00	0.00	0.00	0.00	0.00	0.00	0.00	0.00	0.00	0.00	0.00	—	0.00	0.00	0.00	0.00	0.00	0.00
Hauling	0.00	0.00	0.00	0.00	0.00	0.00	0.00	0.00	0.00	0.00	0.00	—	0.00	0.00	0.00	0.00	0.00	0.00

3.11. Architectural Coating (2031) - Unmitigated

Criteria Pollutants (lb/day for daily, ton/yr for annual) and GHGs (lb/day for daily, MT/yr for annual)

Location	TOG	ROG	NOx	CO	SO2	PM10E	PM10D	PM10T	PM2.5E	PM2.5D	PM2.5T	BCO2	NBCO2	CO2T	CH4	N2O	R	CO2e
Onsite	—	—	—	—	—	—	—	—	—	—	—	—	—	—	—	—	—	—
Daily, Summer (Max)	—	—	—	—	—	—	—	—	—	—	—	—	—	—	—	—	—	—
Daily, Winter (Max)	—	—	—	—	—	—	—	—	—	—	—	—	—	—	—	—	—	—

Off-Road Equipment	0.12	0.10	0.78	1.10	< 0.005	0.01	—	0.01	0.01	—	0.01	—	134	134	0.01	< 0.005	—	134
Architectural Coatings	30.9	30.9	—	—	—	—	—	—	—	—	—	—	—	—	—	—	—	—
Onsite truck	0.00	0.00	0.00	0.00	0.00	0.00	0.00	0.00	0.00	0.00	0.00	—	0.00	0.00	0.00	0.00	0.00	0.00
Average Daily	—	—	—	—	—	—	—	—	—	—	—	—	—	—	—	—	—	—
Off-Road Equipment	0.01	0.01	0.06	0.09	< 0.005	< 0.005	—	< 0.005	< 0.005	—	< 0.005	—	11.0	11.0	< 0.005	< 0.005	—	11.0
Architectural Coatings	2.54	2.54	—	—	—	—	—	—	—	—	—	—	—	—	—	—	—	—
Onsite truck	0.00	0.00	0.00	0.00	0.00	0.00	0.00	0.00	0.00	0.00	0.00	—	0.00	0.00	0.00	0.00	0.00	0.00
Annual	—	—	—	—	—	—	—	—	—	—	—	—	—	—	—	—	—	—
Off-Road Equipment	< 0.005	< 0.005	0.01	0.02	< 0.005	< 0.005	—	< 0.005	< 0.005	—	< 0.005	—	1.82	1.82	< 0.005	< 0.005	—	1.82
Architectural Coatings	0.46	0.46	—	—	—	—	—	—	—	—	—	—	—	—	—	—	—	—
Onsite truck	0.00	0.00	0.00	0.00	0.00	0.00	0.00	0.00	0.00	0.00	0.00	—	0.00	0.00	0.00	0.00	0.00	0.00
Offsite	—	—	—	—	—	—	—	—	—	—	—	—	—	—	—	—	—	—
Daily, Summer (Max)	—	—	—	—	—	—	—	—	—	—	—	—	—	—	—	—	—	—

Daily, Winter (Max)	—	—	—	—	—	—	—	—	—	—	—	—	—	—	—	—	—	—
Worker	0.07	0.06	0.06	0.74	0.00	0.00	0.25	0.25	0.00	0.06	0.06	—	223	223	< 0.005	0.01	0.01	225
Vendor	0.00	0.00	0.00	0.00	0.00	0.00	0.00	0.00	0.00	0.00	0.00	—	0.00	0.00	0.00	0.00	0.00	0.00
Hauling	0.00	0.00	0.00	0.00	0.00	0.00	0.00	0.00	0.00	0.00	0.00	—	0.00	0.00	0.00	0.00	0.00	0.00
Average Daily	—	—	—	—	—	—	—	—	—	—	—	—	—	—	—	—	—	—
Worker	0.01	< 0.005	< 0.005	0.06	0.00	0.00	0.02	0.02	0.00	< 0.005	< 0.005	—	18.4	18.4	< 0.005	< 0.005	0.02	18.7
Vendor	0.00	0.00	0.00	0.00	0.00	0.00	0.00	0.00	0.00	0.00	0.00	—	0.00	0.00	0.00	0.00	0.00	0.00
Hauling	0.00	0.00	0.00	0.00	0.00	0.00	0.00	0.00	0.00	0.00	0.00	—	0.00	0.00	0.00	0.00	0.00	0.00
Annual	—	—	—	—	—	—	—	—	—	—	—	—	—	—	—	—	—	—
Worker	< 0.005	< 0.005	< 0.005	0.01	0.00	0.00	< 0.005	< 0.005	0.00	< 0.005	< 0.005	—	3.05	3.05	< 0.005	< 0.005	< 0.005	3.09
Vendor	0.00	0.00	0.00	0.00	0.00	0.00	0.00	0.00	0.00	0.00	0.00	—	0.00	0.00	0.00	0.00	0.00	0.00
Hauling	0.00	0.00	0.00	0.00	0.00	0.00	0.00	0.00	0.00	0.00	0.00	—	0.00	0.00	0.00	0.00	0.00	0.00

4. Operations Emissions Details

4.1. Mobile Emissions by Land Use

4.1.1. Unmitigated

Criteria Pollutants (lb/day for daily, ton/yr for annual) and GHGs (lb/day for daily, MT/yr for annual)

Land Use	TOG	ROG	NOx	CO	SO2	PM10E	PM10D	PM10T	PM2.5E	PM2.5D	PM2.5T	BCO2	NBCO2	CO2T	CH4	N2O	R	CO2e
Daily, Summer (Max)	—	—	—	—	—	—	—	—	—	—	—	—	—	—	—	—	—	—
Apartments Mid Rise	2.33	2.15	1.56	16.5	0.05	0.03	4.84	4.87	0.02	1.23	1.25	—	4,689	4,689	0.17	0.18	9.37	4,758
Parking Lot	0.00	0.00	0.00	0.00	0.00	0.00	0.00	0.00	0.00	0.00	0.00	—	0.00	0.00	0.00	0.00	0.00	0.00

Health Club	0.00	0.00	0.00	0.00	0.00	0.00	0.00	0.00	0.00	0.00	0.00	—	0.00	0.00	0.00	0.00	0.00	0.00
Industrial Park	0.00	0.00	0.00	0.00	0.00	0.00	0.00	0.00	0.00	0.00	0.00	—	0.00	0.00	0.00	0.00	0.00	0.00
Total	2.33	2.15	1.56	16.5	0.05	0.03	4.84	4.87	0.02	1.23	1.25	—	4,689	4,689	0.17	0.18	9.37	4,758
Daily, Winter (Max)	—	—	—	—	—	—	—	—	—	—	—	—	—	—	—	—	—	—
Apartments Mid Rise	2.31	2.13	1.75	16.1	0.04	0.03	4.84	4.87	0.02	1.23	1.25	—	4,528	4,528	0.18	0.20	0.24	4,591
Parking Lot	0.00	0.00	0.00	0.00	0.00	0.00	0.00	0.00	0.00	0.00	0.00	—	0.00	0.00	0.00	0.00	0.00	0.00
Health Club	0.00	0.00	0.00	0.00	0.00	0.00	0.00	0.00	0.00	0.00	0.00	—	0.00	0.00	0.00	0.00	0.00	0.00
Industrial Park	0.00	0.00	0.00	0.00	0.00	0.00	0.00	0.00	0.00	0.00	0.00	—	0.00	0.00	0.00	0.00	0.00	0.00
Total	2.31	2.13	1.75	16.1	0.04	0.03	4.84	4.87	0.02	1.23	1.25	—	4,528	4,528	0.18	0.20	0.24	4,591
Annual	—	—	—	—	—	—	—	—	—	—	—	—	—	—	—	—	—	—
Apartments Mid Rise	0.42	0.39	0.31	2.90	0.01	< 0.005	0.88	0.89	< 0.005	0.22	0.23	—	754	754	0.03	0.03	0.67	765
Parking Lot	0.00	0.00	0.00	0.00	0.00	0.00	0.00	0.00	0.00	0.00	0.00	—	0.00	0.00	0.00	0.00	0.00	0.00
Health Club	0.00	0.00	0.00	0.00	0.00	0.00	0.00	0.00	0.00	0.00	0.00	—	0.00	0.00	0.00	0.00	0.00	0.00
Industrial Park	0.00	0.00	0.00	0.00	0.00	0.00	0.00	0.00	0.00	0.00	0.00	—	0.00	0.00	0.00	0.00	0.00	0.00
Total	0.42	0.39	0.31	2.90	0.01	< 0.005	0.88	0.89	< 0.005	0.22	0.23	—	754	754	0.03	0.03	0.67	765

4.2. Energy

4.2.1. Electricity Emissions By Land Use - Unmitigated

Criteria Pollutants (lb/day for daily, ton/yr for annual) and GHGs (lb/day for daily, MT/yr for annual)

Land Use	TOG	ROG	NOx	CO	SO2	PM10E	PM10D	PM10T	PM2.5E	PM2.5D	PM2.5T	BCO2	NBCO2	CO2T	CH4	N2O	R	CO2e
Daily, Summer (Max)	—	—	—	—	—	—	—	—	—	—	—	—	—	—	—	—	—	—
Apartments Mid Rise	—	—	—	—	—	—	—	—	—	—	—	—	699	699	0.09	0.01	—	705
Parking Lot	—	—	—	—	—	—	—	—	—	—	—	—	64.6	64.6	0.01	< 0.005	—	65.1
Health Club	—	—	—	—	—	—	—	—	—	—	—	—	271	271	0.03	< 0.005	—	273
Industrial Park	—	—	—	—	—	—	—	—	—	—	—	—	11.6	11.6	< 0.005	< 0.005	—	11.7
Total	—	—	—	—	—	—	—	—	—	—	—	—	1,047	1,047	0.13	0.02	—	1,055
Daily, Winter (Max)	—	—	—	—	—	—	—	—	—	—	—	—	—	—	—	—	—	—
Apartments Mid Rise	—	—	—	—	—	—	—	—	—	—	—	—	699	699	0.09	0.01	—	705
Parking Lot	—	—	—	—	—	—	—	—	—	—	—	—	64.6	64.6	0.01	< 0.005	—	65.1
Health Club	—	—	—	—	—	—	—	—	—	—	—	—	271	271	0.03	< 0.005	—	273
Industrial Park	—	—	—	—	—	—	—	—	—	—	—	—	11.6	11.6	< 0.005	< 0.005	—	11.7
Total	—	—	—	—	—	—	—	—	—	—	—	—	1,047	1,047	0.13	0.02	—	1,055
Annual	—	—	—	—	—	—	—	—	—	—	—	—	—	—	—	—	—	—

Apartments Mid Rise	—	—	—	—	—	—	—	—	—	—	—	—	116	116	0.01	< 0.005	—	117
Parking Lot	—	—	—	—	—	—	—	—	—	—	—	—	10.7	10.7	< 0.005	< 0.005	—	10.8
Health Club	—	—	—	—	—	—	—	—	—	—	—	—	44.9	44.9	0.01	< 0.005	—	45.2
Industrial Park	—	—	—	—	—	—	—	—	—	—	—	—	1.92	1.92	< 0.005	< 0.005	—	1.93
Total	—	—	—	—	—	—	—	—	—	—	—	—	173	173	0.02	< 0.005	—	175

4.2.3. Natural Gas Emissions By Land Use - Unmitigated

Criteria Pollutants (lb/day for daily, ton/yr for annual) and GHGs (lb/day for daily, MT/yr for annual)

Land Use	TOG	ROG	NOx	CO	SO2	PM10E	PM10D	PM10T	PM2.5E	PM2.5D	PM2.5T	BCO2	NBCO2	CO2T	CH4	N2O	R	CO2e
Daily, Summer (Max)	—	—	—	—	—	—	—	—	—	—	—	—	—	—	—	—	—	—
Apartments Mid Rise	0.00	0.00	0.00	0.00	0.00	0.00	—	0.00	0.00	—	0.00	—	0.00	0.00	0.00	0.00	—	0.00
Parking Lot	0.00	0.00	0.00	0.00	0.00	0.00	—	0.00	0.00	—	0.00	—	0.00	0.00	0.00	0.00	—	0.00
Health Club	0.00	0.00	0.00	0.00	0.00	0.00	—	0.00	0.00	—	0.00	—	0.00	0.00	0.00	0.00	—	0.00
Industrial Park	0.00	0.00	0.00	0.00	0.00	0.00	—	0.00	0.00	—	0.00	—	0.00	0.00	0.00	0.00	—	0.00
Total	0.00	0.00	0.00	0.00	0.00	0.00	—	0.00	0.00	—	0.00	—	0.00	0.00	0.00	0.00	—	0.00
Daily, Winter (Max)	—	—	—	—	—	—	—	—	—	—	—	—	—	—	—	—	—	—

Apartments Mid Rise	0.00	0.00	0.00	0.00	0.00	0.00	—	0.00	0.00	—	0.00	—	0.00	0.00	0.00	0.00	—	0.00
Parking Lot	0.00	0.00	0.00	0.00	0.00	0.00	—	0.00	0.00	—	0.00	—	0.00	0.00	0.00	0.00	—	0.00
Health Club	0.00	0.00	0.00	0.00	0.00	0.00	—	0.00	0.00	—	0.00	—	0.00	0.00	0.00	0.00	—	0.00
Industrial Park	0.00	0.00	0.00	0.00	0.00	0.00	—	0.00	0.00	—	0.00	—	0.00	0.00	0.00	0.00	—	0.00
Total	0.00	0.00	0.00	0.00	0.00	0.00	—	0.00	0.00	—	0.00	—	0.00	0.00	0.00	0.00	—	0.00
Annual	—	—	—	—	—	—	—	—	—	—	—	—	—	—	—	—	—	—
Apartments Mid Rise	0.00	0.00	0.00	0.00	0.00	0.00	—	0.00	0.00	—	0.00	—	0.00	0.00	0.00	0.00	—	0.00
Parking Lot	0.00	0.00	0.00	0.00	0.00	0.00	—	0.00	0.00	—	0.00	—	0.00	0.00	0.00	0.00	—	0.00
Health Club	0.00	0.00	0.00	0.00	0.00	0.00	—	0.00	0.00	—	0.00	—	0.00	0.00	0.00	0.00	—	0.00
Industrial Park	0.00	0.00	0.00	0.00	0.00	0.00	—	0.00	0.00	—	0.00	—	0.00	0.00	0.00	0.00	—	0.00
Total	0.00	0.00	0.00	0.00	0.00	0.00	—	0.00	0.00	—	0.00	—	0.00	0.00	0.00	0.00	—	0.00

4.3. Area Emissions by Source

4.3.1. Unmitigated

Criteria Pollutants (lb/day for daily, ton/yr for annual) and GHGs (lb/day for daily, MT/yr for annual)

Source	TOG	ROG	NOx	CO	SO2	PM10E	PM10D	PM10T	PM2.5E	PM2.5D	PM2.5T	BCO2	NBCO2	CO2T	CH4	N2O	R	CO2e
Daily, Summer (Max)	—	—	—	—	—	—	—	—	—	—	—	—	—	—	—	—	—	—
Hearths	0.00	0.00	0.00	0.00	0.00	0.00	—	0.00	0.00	—	0.00	0.00	0.00	0.00	0.00	0.00	—	0.00

Consumer	3.10	3.10	—	—	—	—	—	—	—	—	—	—	—	—	—	—	—	—
Architectural Coatings	0.25	0.25	—	—	—	—	—	—	—	—	—	—	—	—	—	—	—	—
Landscape Equipment	0.72	0.68	0.07	7.71	< 0.005	< 0.005	—	< 0.005	< 0.005	—	< 0.005	—	20.8	20.8	< 0.005	< 0.005	—	20.9
Total	4.07	4.03	0.07	7.71	< 0.005	< 0.005	—	< 0.005	< 0.005	—	< 0.005	0.00	20.8	20.8	< 0.005	< 0.005	—	20.9
Daily, Winter (Max)	—	—	—	—	—	—	—	—	—	—	—	—	—	—	—	—	—	—
Hearths	0.00	0.00	0.00	0.00	0.00	0.00	—	0.00	0.00	—	0.00	0.00	0.00	0.00	0.00	0.00	—	0.00
Consumer Products	3.10	3.10	—	—	—	—	—	—	—	—	—	—	—	—	—	—	—	—
Architectural Coatings	0.25	0.25	—	—	—	—	—	—	—	—	—	—	—	—	—	—	—	—
Total	3.35	3.35	0.00	0.00	0.00	0.00	—	0.00	0.00	—	0.00	0.00	0.00	0.00	0.00	0.00	—	0.00
Annual	—	—	—	—	—	—	—	—	—	—	—	—	—	—	—	—	—	—
Hearths	0.00	0.00	0.00	0.00	0.00	0.00	—	0.00	0.00	—	0.00	0.00	0.00	0.00	0.00	0.00	—	0.00
Consumer Products	0.57	0.57	—	—	—	—	—	—	—	—	—	—	—	—	—	—	—	—
Architectural Coatings	0.05	0.05	—	—	—	—	—	—	—	—	—	—	—	—	—	—	—	—

Landscape Equipment	0.06	0.06	0.01	0.69	< 0.005	< 0.005	—	< 0.005	< 0.005	—	< 0.005	—	1.70	1.70	< 0.005	< 0.005	—	1.70
Total	0.68	0.67	0.01	0.69	< 0.005	< 0.005	—	< 0.005	< 0.005	—	< 0.005	0.00	1.70	1.70	< 0.005	< 0.005	—	1.70

4.4. Water Emissions by Land Use

4.4.1. Unmitigated

Criteria Pollutants (lb/day for daily, ton/yr for annual) and GHGs (lb/day for daily, MT/yr for annual)

Land Use	TOG	ROG	NOx	CO	SO2	PM10E	PM10D	PM10T	PM2.5E	PM2.5D	PM2.5T	BCO2	NBCO2	CO2T	CH4	N2O	R	CO2e
Daily, Summer (Max)	—	—	—	—	—	—	—	—	—	—	—	—	—	—	—	—	—	—
Apartments Mid Rise	—	—	—	—	—	—	—	—	—	—	—	9.59	29.5	39.1	0.99	0.02	—	70.8
Parking Lot	—	—	—	—	—	—	—	—	—	—	—	0.00	0.00	0.00	0.00	0.00	—	0.00
Health Club	—	—	—	—	—	—	—	—	—	—	—	0.41	1.04	1.44	0.04	< 0.005	—	2.79
Industrial Park	—	—	—	—	—	—	—	—	—	—	—	0.28	0.72	1.00	0.03	< 0.005	—	1.93
Total	—	—	—	—	—	—	—	—	—	—	—	10.3	31.2	41.5	1.06	0.03	—	75.6
Daily, Winter (Max)	—	—	—	—	—	—	—	—	—	—	—	—	—	—	—	—	—	—
Apartments Mid Rise	—	—	—	—	—	—	—	—	—	—	—	9.59	29.5	39.1	0.99	0.02	—	70.8
Parking Lot	—	—	—	—	—	—	—	—	—	—	—	0.00	0.00	0.00	0.00	0.00	—	0.00

Health Club	—	—	—	—	—	—	—	—	—	—	—	0.41	1.04	1.44	0.04	< 0.005	—	2.79
Industrial Park	—	—	—	—	—	—	—	—	—	—	—	0.28	0.72	1.00	0.03	< 0.005	—	1.93
Total	—	—	—	—	—	—	—	—	—	—	—	10.3	31.2	41.5	1.06	0.03	—	75.6
Annual	—	—	—	—	—	—	—	—	—	—	—	—	—	—	—	—	—	—
Apartments Mid Rise	—	—	—	—	—	—	—	—	—	—	—	1.59	4.88	6.47	0.16	< 0.005	—	11.7
Parking Lot	—	—	—	—	—	—	—	—	—	—	—	0.00	0.00	0.00	0.00	0.00	—	0.00
Health Club	—	—	—	—	—	—	—	—	—	—	—	0.07	0.17	0.24	0.01	< 0.005	—	0.46
Industrial Park	—	—	—	—	—	—	—	—	—	—	—	0.05	0.12	0.17	< 0.005	< 0.005	—	0.32
Total	—	—	—	—	—	—	—	—	—	—	—	1.70	5.17	6.87	0.18	< 0.005	—	12.5

4.5. Waste Emissions by Land Use

4.5.1. Unmitigated

Criteria Pollutants (lb/day for daily, ton/yr for annual) and GHGs (lb/day for daily, MT/yr for annual)

Land Use	TOG	ROG	NOx	CO	SO2	PM10E	PM10D	PM10T	PM2.5E	PM2.5D	PM2.5T	BCO2	NBCO2	CO2T	CH4	N2O	R	CO2e
Daily, Summer (Max)	—	—	—	—	—	—	—	—	—	—	—	—	—	—	—	—	—	—
Apartments Mid Rise	—	—	—	—	—	—	—	—	—	—	—	52.6	0.00	52.6	5.25	0.00	—	184
Parking Lot	—	—	—	—	—	—	—	—	—	—	—	0.00	0.00	0.00	0.00	0.00	—	0.00

Health Club	—	—	—	—	—	—	—	—	—	—	—	11.1	0.00	11.1	1.11	0.00	—	38.7
Industrial Park	—	—	—	—	—	—	—	—	—	—	—	0.43	0.00	0.43	0.04	0.00	—	1.49
Total	—	—	—	—	—	—	—	—	—	—	—	64.0	0.00	64.0	6.40	0.00	—	224
Daily, Winter (Max)	—	—	—	—	—	—	—	—	—	—	—	—	—	—	—	—	—	—
Apartments Mid Rise	—	—	—	—	—	—	—	—	—	—	—	52.6	0.00	52.6	5.25	0.00	—	184
Parking Lot	—	—	—	—	—	—	—	—	—	—	—	0.00	0.00	0.00	0.00	0.00	—	0.00
Health Club	—	—	—	—	—	—	—	—	—	—	—	11.1	0.00	11.1	1.11	0.00	—	38.7
Industrial Park	—	—	—	—	—	—	—	—	—	—	—	0.43	0.00	0.43	0.04	0.00	—	1.49
Total	—	—	—	—	—	—	—	—	—	—	—	64.0	0.00	64.0	6.40	0.00	—	224
Annual	—	—	—	—	—	—	—	—	—	—	—	—	—	—	—	—	—	—
Apartments Mid Rise	—	—	—	—	—	—	—	—	—	—	—	8.70	0.00	8.70	0.87	0.00	—	30.4
Parking Lot	—	—	—	—	—	—	—	—	—	—	—	0.00	0.00	0.00	0.00	0.00	—	0.00
Health Club	—	—	—	—	—	—	—	—	—	—	—	1.83	0.00	1.83	0.18	0.00	—	6.41
Industrial Park	—	—	—	—	—	—	—	—	—	—	—	0.07	0.00	0.07	0.01	0.00	—	0.25
Total	—	—	—	—	—	—	—	—	—	—	—	10.6	0.00	10.6	1.06	0.00	—	37.1

4.6. Refrigerant Emissions by Land Use

4.6.1. Unmitigated

Criteria Pollutants (lb/day for daily, ton/yr for annual) and GHGs (lb/day for daily, MT/yr for annual)

Land Use	TOG	ROG	NOx	CO	SO2	PM10E	PM10D	PM10T	PM2.5E	PM2.5D	PM2.5T	BCO2	NBCO2	CO2T	CH4	N2O	R	CO2e
Daily, Summer (Max)	—	—	—	—	—	—	—	—	—	—	—	—	—	—	—	—	—	—
Apartments Mid Rise	—	—	—	—	—	—	—	—	—	—	—	—	—	—	—	—	1.00	1.00
Health Club	—	—	—	—	—	—	—	—	—	—	—	—	—	—	—	—	0.02	0.02
Industrial Park	—	—	—	—	—	—	—	—	—	—	—	—	—	—	—	—	0.17	0.17
Total	—	—	—	—	—	—	—	—	—	—	—	—	—	—	—	—	1.19	1.19
Daily, Winter (Max)	—	—	—	—	—	—	—	—	—	—	—	—	—	—	—	—	—	—
Apartments Mid Rise	—	—	—	—	—	—	—	—	—	—	—	—	—	—	—	—	1.00	1.00
Health Club	—	—	—	—	—	—	—	—	—	—	—	—	—	—	—	—	0.02	0.02
Industrial Park	—	—	—	—	—	—	—	—	—	—	—	—	—	—	—	—	0.17	0.17
Total	—	—	—	—	—	—	—	—	—	—	—	—	—	—	—	—	1.19	1.19
Annual	—	—	—	—	—	—	—	—	—	—	—	—	—	—	—	—	—	—
Apartments Mid Rise	—	—	—	—	—	—	—	—	—	—	—	—	—	—	—	—	0.17	0.17
Health Club	—	—	—	—	—	—	—	—	—	—	—	—	—	—	—	—	< 0.005	< 0.005

Industrial	—	—	—	—	—	—	—	—	—	—	—	—	—	—	—	—	0.03	0.03
Total	—	—	—	—	—	—	—	—	—	—	—	—	—	—	—	—	0.20	0.20

4.7. Offroad Emissions By Equipment Type

4.7.1. Unmitigated

Criteria Pollutants (lb/day for daily, ton/yr for annual) and GHGs (lb/day for daily, MT/yr for annual)

Equipment Type	TOG	ROG	NOx	CO	SO2	PM10E	PM10D	PM10T	PM2.5E	PM2.5D	PM2.5T	BCO2	NBCO2	CO2T	CH4	N2O	R	CO2e
Daily, Summer (Max)	—	—	—	—	—	—	—	—	—	—	—	—	—	—	—	—	—	—
Total	—	—	—	—	—	—	—	—	—	—	—	—	—	—	—	—	—	—
Daily, Winter (Max)	—	—	—	—	—	—	—	—	—	—	—	—	—	—	—	—	—	—
Total	—	—	—	—	—	—	—	—	—	—	—	—	—	—	—	—	—	—
Annual	—	—	—	—	—	—	—	—	—	—	—	—	—	—	—	—	—	—
Total	—	—	—	—	—	—	—	—	—	—	—	—	—	—	—	—	—	—

4.8. Stationary Emissions By Equipment Type

4.8.1. Unmitigated

Criteria Pollutants (lb/day for daily, ton/yr for annual) and GHGs (lb/day for daily, MT/yr for annual)

Equipment Type	TOG	ROG	NOx	CO	SO2	PM10E	PM10D	PM10T	PM2.5E	PM2.5D	PM2.5T	BCO2	NBCO2	CO2T	CH4	N2O	R	CO2e
Daily, Summer (Max)	—	—	—	—	—	—	—	—	—	—	—	—	—	—	—	—	—	—
Total	—	—	—	—	—	—	—	—	—	—	—	—	—	—	—	—	—	—

Daily, Winter (Max)	—	—	—	—	—	—	—	—	—	—	—	—	—	—	—	—	—	—
Total	—	—	—	—	—	—	—	—	—	—	—	—	—	—	—	—	—	—
Annual	—	—	—	—	—	—	—	—	—	—	—	—	—	—	—	—	—	—
Total	—	—	—	—	—	—	—	—	—	—	—	—	—	—	—	—	—	—

4.9. User Defined Emissions By Equipment Type

4.9.1. Unmitigated

Criteria Pollutants (lb/day for daily, ton/yr for annual) and GHGs (lb/day for daily, MT/yr for annual)

Equipment Type	TOG	ROG	NOx	CO	SO2	PM10E	PM10D	PM10T	PM2.5E	PM2.5D	PM2.5T	BCO2	NBCO2	CO2T	CH4	N2O	R	CO2e
Daily, Summer (Max)	—	—	—	—	—	—	—	—	—	—	—	—	—	—	—	—	—	—
Total	—	—	—	—	—	—	—	—	—	—	—	—	—	—	—	—	—	—
Daily, Winter (Max)	—	—	—	—	—	—	—	—	—	—	—	—	—	—	—	—	—	—
Total	—	—	—	—	—	—	—	—	—	—	—	—	—	—	—	—	—	—
Annual	—	—	—	—	—	—	—	—	—	—	—	—	—	—	—	—	—	—
Total	—	—	—	—	—	—	—	—	—	—	—	—	—	—	—	—	—	—

4.10. Soil Carbon Accumulation By Vegetation Type

4.10.1. Soil Carbon Accumulation By Vegetation Type - Unmitigated

Criteria Pollutants (lb/day for daily, ton/yr for annual) and GHGs (lb/day for daily, MT/yr for annual)

Vegetation	TOG	ROG	NOx	CO	SO2	PM10E	PM10D	PM10T	PM2.5E	PM2.5D	PM2.5T	BCO2	NBCO2	CO2T	CH4	N2O	R	CO2e

Daily, Summer (Max)	—	—	—	—	—	—	—	—	—	—	—	—	—	—	—	—	—	—
Total	—	—	—	—	—	—	—	—	—	—	—	—	—	—	—	—	—	—
Daily, Winter (Max)	—	—	—	—	—	—	—	—	—	—	—	—	—	—	—	—	—	—
Total	—	—	—	—	—	—	—	—	—	—	—	—	—	—	—	—	—	—
Annual	—	—	—	—	—	—	—	—	—	—	—	—	—	—	—	—	—	—
Total	—	—	—	—	—	—	—	—	—	—	—	—	—	—	—	—	—	—

4.10.2. Above and Belowground Carbon Accumulation by Land Use Type - Unmitigated

Criteria Pollutants (lb/day for daily, ton/yr for annual) and GHGs (lb/day for daily, MT/yr for annual)

Land Use	TOG	ROG	NOx	CO	SO2	PM10E	PM10D	PM10T	PM2.5E	PM2.5D	PM2.5T	BCO2	NBCO2	CO2T	CH4	N2O	R	CO2e
Daily, Summer (Max)	—	—	—	—	—	—	—	—	—	—	—	—	—	—	—	—	—	—
Total	—	—	—	—	—	—	—	—	—	—	—	—	—	—	—	—	—	—
Daily, Winter (Max)	—	—	—	—	—	—	—	—	—	—	—	—	—	—	—	—	—	—
Total	—	—	—	—	—	—	—	—	—	—	—	—	—	—	—	—	—	—
Annual	—	—	—	—	—	—	—	—	—	—	—	—	—	—	—	—	—	—
Total	—	—	—	—	—	—	—	—	—	—	—	—	—	—	—	—	—	—

4.10.3. Avoided and Sequestered Emissions by Species - Unmitigated

Criteria Pollutants (lb/day for daily, ton/yr for annual) and GHGs (lb/day for daily, MT/yr for annual)

Species	TOG	ROG	NOx	CO	SO2	PM10E	PM10D	PM10T	PM2.5E	PM2.5D	PM2.5T	BCO2	NBCO2	CO2T	CH4	N2O	R	CO2e
Daily, Summer (Max)	—	—	—	—	—	—	—	—	—	—	—	—	—	—	—	—	—	—

Avoided	—	—	—	—	—	—	—	—	—	—	—	—	—	—	—	—	—	—
Subtotal	—	—	—	—	—	—	—	—	—	—	—	—	—	—	—	—	—	—
Sequestered	—	—	—	—	—	—	—	—	—	—	—	—	—	—	—	—	—	—
Subtotal	—	—	—	—	—	—	—	—	—	—	—	—	—	—	—	—	—	—
Removed	—	—	—	—	—	—	—	—	—	—	—	—	—	—	—	—	—	—
Subtotal	—	—	—	—	—	—	—	—	—	—	—	—	—	—	—	—	—	—
—	—	—	—	—	—	—	—	—	—	—	—	—	—	—	—	—	—	—
Daily, Winter (Max)	—	—	—	—	—	—	—	—	—	—	—	—	—	—	—	—	—	—
Avoided	—	—	—	—	—	—	—	—	—	—	—	—	—	—	—	—	—	—
Subtotal	—	—	—	—	—	—	—	—	—	—	—	—	—	—	—	—	—	—
Sequestered	—	—	—	—	—	—	—	—	—	—	—	—	—	—	—	—	—	—
Subtotal	—	—	—	—	—	—	—	—	—	—	—	—	—	—	—	—	—	—
Removed	—	—	—	—	—	—	—	—	—	—	—	—	—	—	—	—	—	—
Subtotal	—	—	—	—	—	—	—	—	—	—	—	—	—	—	—	—	—	—
—	—	—	—	—	—	—	—	—	—	—	—	—	—	—	—	—	—	—
Annual	—	—	—	—	—	—	—	—	—	—	—	—	—	—	—	—	—	—
Avoided	—	—	—	—	—	—	—	—	—	—	—	—	—	—	—	—	—	—
Subtotal	—	—	—	—	—	—	—	—	—	—	—	—	—	—	—	—	—	—
Sequestered	—	—	—	—	—	—	—	—	—	—	—	—	—	—	—	—	—	—
Subtotal	—	—	—	—	—	—	—	—	—	—	—	—	—	—	—	—	—	—
Removed	—	—	—	—	—	—	—	—	—	—	—	—	—	—	—	—	—	—
Subtotal	—	—	—	—	—	—	—	—	—	—	—	—	—	—	—	—	—	—
—	—	—	—	—	—	—	—	—	—	—	—	—	—	—	—	—	—	—

5. Activity Data

5.1. Construction Schedule

Phase Name	Phase Type	Start Date	End Date	Days Per Week	Work Days per Phase	Phase Description
Site Preparation	Site Preparation	4/1/2030	8/2/2030	5.00	90.0	—
Grading	Grading	8/3/2030	9/13/2030	5.00	30.0	—
Building Construction	Building Construction	9/14/2030	11/15/2031	5.00	305	—
Paving	Paving	10/6/2031	11/15/2031	5.00	30.0	—
Architectural Coating	Architectural Coating	10/6/2031	11/15/2031	5.00	30.0	—

5.2. Off-Road Equipment

5.2.1. Unmitigated

Phase Name	Equipment Type	Fuel Type	Engine Tier	Number per Day	Hours Per Day	Horsepower	Load Factor
Site Preparation	Rubber Tired Dozers	Diesel	Average	3.00	8.00	367	0.40
Site Preparation	Tractors/Loaders/Backhoes	Diesel	Average	4.00	8.00	84.0	0.37
Grading	Graders	Diesel	Average	1.00	8.00	148	0.41
Grading	Excavators	Diesel	Average	1.00	8.00	36.0	0.38
Grading	Tractors/Loaders/Backhoes	Diesel	Average	3.00	8.00	84.0	0.37
Grading	Rubber Tired Dozers	Diesel	Average	1.00	8.00	367	0.40
Building Construction	Forklifts	Diesel	Average	3.00	8.00	82.0	0.20
Building Construction	Generator Sets	Diesel	Average	1.00	8.00	14.0	0.74
Building Construction	Cranes	Diesel	Average	1.00	7.00	367	0.29
Building Construction	Welders	Diesel	Average	1.00	8.00	46.0	0.45
Building Construction	Tractors/Loaders/Backhoes	Diesel	Average	3.00	7.00	84.0	0.37
Paving	Pavers	Diesel	Average	2.00	8.00	81.0	0.42

Paving	Paving Equipment	Diesel	Average	2.00	8.00	89.0	0.36
Paving	Rollers	Diesel	Average	2.00	8.00	36.0	0.38
Architectural Coating	Air Compressors	Diesel	Average	1.00	6.00	37.0	0.48

5.3. Construction Vehicles

5.3.1. Unmitigated

Phase Name	Trip Type	One-Way Trips per Day	Miles per Trip	Vehicle Mix
Site Preparation	—	—	—	—
Site Preparation	Worker	17.5	18.5	LDA,LDT1,LDT2
Site Preparation	Vendor	0.00	10.2	HHDT,MHDT
Site Preparation	Hauling	0.00	20.0	HHDT
Site Preparation	Onsite truck	0.00	—	HHDT
Grading	—	—	—	—
Grading	Worker	15.0	18.5	LDA,LDT1,LDT2
Grading	Vendor	0.00	10.2	HHDT,MHDT
Grading	Hauling	70.8	20.0	HHDT
Grading	Onsite truck	0.00	—	HHDT
Building Construction	—	—	—	—
Building Construction	Worker	96.8	18.5	LDA,LDT1,LDT2
Building Construction	Vendor	14.8	10.2	HHDT,MHDT
Building Construction	Hauling	0.00	20.0	HHDT
Building Construction	Onsite truck	0.00	—	HHDT
Paving	—	—	—	—
Paving	Worker	15.0	18.5	LDA,LDT1,LDT2
Paving	Vendor	0.00	10.2	HHDT,MHDT
Paving	Hauling	0.00	20.0	HHDT
Paving	Onsite truck	0.00	—	HHDT

Architectural Coating	—	—	—	—
Architectural Coating	Worker	19.4	18.5	LDA,LDT1,LDT2
Architectural Coating	Vendor	0.00	10.2	HHDT,MHDT
Architectural Coating	Hauling	0.00	20.0	HHDT
Architectural Coating	Onsite truck	0.00	—	HHDT

5.4. Vehicles

5.4.1. Construction Vehicle Control Strategies

Non-applicable. No control strategies activated by user.

5.5. Architectural Coatings

Phase Name	Residential Interior Area Coated (sq ft)	Residential Exterior Area Coated (sq ft)	Non-Residential Interior Area Coated (sq ft)	Non-Residential Exterior Area Coated (sq ft)	Parking Area Coated (sq ft)
Architectural Coating	283,988	94,663	6,356	2,119	6,196

5.6. Dust Mitigation

5.6.1. Construction Earthmoving Activities

Phase Name	Material Imported (Cubic Yards)	Material Exported (Cubic Yards)	Acres Graded (acres)	Material Demolished (sq. ft.)	Acres Paved (acres)
Site Preparation	0.00	0.00	15.0	0.00	—
Grading	17,000	0.00	20.0	0.00	—
Paving	0.00	0.00	0.00	0.00	2.37

5.6.2. Construction Earthmoving Control Strategies

Control Strategies Applied	Frequency (per day)	PM10 Reduction	PM2.5 Reduction
Water Exposed Area	2	61%	61%

5.7. Construction Paving

Land Use	Area Paved (acres)	% Asphalt
Apartments Mid Rise	—	0%
Parking Lot	2.37	100%
Health Club	0.00	0%
Industrial Park	0.00	0%

5.8. Construction Electricity Consumption and Emissions Factors

kWh per Year and Emission Factor (lb/MWh)

Year	kWh per Year	CO2	CH4	N2O
2030	0.00	261	0.03	< 0.005
2031	0.00	261	0.03	< 0.005

5.9. Operational Mobile Sources

5.9.1. Unmitigated

Land Use Type	Trips/Weekday	Trips/Saturday	Trips/Sunday	Trips/Year	VMT/Weekday	VMT/Saturday	VMT/Sunday	VMT/Year
Apartments Mid Rise	635	635	635	231,746	6,855	6,855	6,855	2,502,101
Parking Lot	0.00	0.00	0.00	0.00	0.00	0.00	0.00	0.00
Health Club	0.00	0.00	0.00	0.00	0.00	0.00	0.00	0.00
Industrial Park	0.00	0.00	0.00	0.00	0.00	0.00	0.00	0.00

5.10. Operational Area Sources

5.10.1. Hearths

5.10.1.1. Unmitigated

Hearth Type	Unmitigated (number)
Apartments Mid Rise	—
Wood Fireplaces	0
Gas Fireplaces	0
Propane Fireplaces	0
Electric Fireplaces	0
No Fireplaces	132
Conventional Wood Stoves	0
Catalytic Wood Stoves	0
Non-Catalytic Wood Stoves	0
Pellet Wood Stoves	0

5.10.2. Architectural Coatings

Residential Interior Area Coated (sq ft)	Residential Exterior Area Coated (sq ft)	Non-Residential Interior Area Coated (sq ft)	Non-Residential Exterior Area Coated (sq ft)	Parking Area Coated (sq ft)
283988.02499999997	94,663	6,356	2,119	6,196

5.10.3. Landscape Equipment

Season	Unit	Value
Snow Days	day/yr	0.00
Summer Days	day/yr	180

5.11. Operational Energy Consumption

5.11.1. Unmitigated

Electricity (kWh/yr) and CO2 and CH4 and N2O and Natural Gas (kBTU/yr)

Land Use	Electricity (kWh/yr)	CO2	CH4	N2O	Natural Gas (kBTU/yr)
Apartments Mid Rise	978,842	261	0.0330	0.0040	0.00

Parking Lot	90,460	261	0.0330	0.0040	0.00
Health Club	379,300	261	0.0330	0.0040	0.00
Industrial Park	16,211	261	0.0330	0.0040	0.00

5.12. Operational Water and Wastewater Consumption

5.12.1. Unmitigated

Land Use	Indoor Water (gal/year)	Outdoor Water (gal/year)
Apartments Mid Rise	5,003,252	1,355,092
Parking Lot	0.00	0.00
Health Club	212,915	0.00
Industrial Park	147,306	0.00

5.13. Operational Waste Generation

5.13.1. Unmitigated

Land Use	Waste (ton/year)	Cogeneration (kWh/year)
Apartments Mid Rise	97.5	—
Parking Lot	0.00	—
Health Club	20.5	—
Industrial Park	0.79	—

5.14. Operational Refrigeration and Air Conditioning Equipment

5.14.1. Unmitigated

Land Use Type	Equipment Type	Refrigerant	GWP	Quantity (kg)	Operations Leak Rate	Service Leak Rate	Times Serviced
Apartments Mid Rise	Average room A/C & Other residential A/C and heat pumps	R-410A	2,088	< 0.005	2.50	2.50	10.0

Apartments Mid Rise	Household refrigerators and/or freezers	R-134a	1,430	0.12	0.60	0.00	1.00
Health Club	Other commercial A/C and heat pumps	R-410A	2,088	< 0.005	4.00	4.00	18.0
Health Club	Stand-alone retail refrigerators and freezers	R-134a	1,430	0.04	1.00	0.00	1.00
Industrial Park	Other commercial A/C and heat pumps	R-410A	2,088	0.30	4.00	4.00	18.0

5.15. Operational Off-Road Equipment

5.15.1. Unmitigated

Equipment Type	Fuel Type	Engine Tier	Number per Day	Hours Per Day	Horsepower	Load Factor

5.16. Stationary Sources

5.16.1. Emergency Generators and Fire Pumps

Equipment Type	Fuel Type	Number per Day	Hours per Day	Hours per Year	Horsepower	Load Factor

5.16.2. Process Boilers

Equipment Type	Fuel Type	Number	Boiler Rating (MMBtu/hr)	Daily Heat Input (MMBtu/day)	Annual Heat Input (MMBtu/yr)

5.17. User Defined

Equipment Type	Fuel Type

5.18. Vegetation

5.18.1. Land Use Change

5.18.1.1. Unmitigated

Vegetation Land Use Type	Vegetation Soil Type	Initial Acres	Final Acres

5.18.1. Biomass Cover Type

5.18.1.1. Unmitigated

Biomass Cover Type	Initial Acres	Final Acres

5.18.2. Sequestration

5.18.2.1. Unmitigated

Tree Type	Number	Electricity Saved (kWh/year)	Natural Gas Saved (btu/year)

6. Climate Risk Detailed Report

6.1. Climate Risk Summary

Cal-Adapt midcentury 2040–2059 average projections for four hazards are reported below for your project location. These are under Representation Concentration Pathway (RCP) 8.5 which assumes GHG emissions will continue to rise strongly through 2050 and then plateau around 2100.

Climate Hazard	Result for Project Location	Unit
Temperature and Extreme Heat	15.6	annual days of extreme heat
Extreme Precipitation	8.00	annual days with precipitation above 20 mm
Sea Level Rise	—	meters of inundation depth
Wildfire	49.8	annual hectares burned

Temperature and Extreme Heat data are for grid cell in which your project are located. The projection is based on the 98th historical percentile of daily maximum/minimum temperatures from observed historical data (32 climate model ensemble from Cal-Adapt, 2040–2059 average under RCP 8.5). Each grid cell is 6 kilometers (km) by 6 km, or 3.7 miles (mi) by 3.7 mi.
Extreme Precipitation data are for the grid cell in which your project are located. The threshold of 20 mm is equivalent to about ¾ an inch of rain, which would be light to moderate rainfall if received over a full day or heavy rain if received over a period of 2 to 4 hours. Each grid cell is 6 kilometers (km) by 6 km, or 3.7 miles (mi) by 3.7 mi.

Sea Level Rise data are for the grid cell in which your project are located. The projections are from Radke et al. (2017), as reported in Cal-Adapt (Radke et al., 2017, CEC-500-2017-008), and consider inundation location and depth for the San Francisco Bay, the Sacramento-San Joaquin River Delta and California coast resulting different increments of sea level rise coupled with extreme storm events. Users may select from four scenarios to view the range in potential inundation depth for the grid cell. The four scenarios are: No rise, 0.5 meter, 1.0 meter, 1.41 meters
Wildfire data are for the grid cell in which your project are located. The projections are from UC Davis, as reported in Cal-Adapt (2040–2059 average under RCP 8.5), and consider historical data of climate, vegetation, population density, and large (> 400 ha) fire history. Users may select from four model simulations to view the range in potential wildfire probabilities for the grid cell. The four simulations make different assumptions about expected rainfall and temperature are: Warmer/drier (HadGEM2-ES), Cooler/wetter (CNRM-CM5), Average conditions (CanESM2), Range of different rainfall and temperature possibilities (MIROC5). Each grid cell is 6 kilometers (km) by 6 km, or 3.7 miles (mi) by 3.7 mi.

6.2. Initial Climate Risk Scores

Climate Hazard	Exposure Score	Sensitivity Score	Adaptive Capacity Score	Vulnerability Score
Temperature and Extreme Heat	2	0	0	N/A
Extreme Precipitation	N/A	N/A	N/A	N/A
Sea Level Rise	1	0	0	N/A
Wildfire	1	0	0	N/A
Flooding	N/A	N/A	N/A	N/A
Drought	N/A	N/A	N/A	N/A
Snowpack Reduction	N/A	N/A	N/A	N/A
Air Quality Degradation	0	0	0	N/A

The sensitivity score reflects the extent to which a project would be adversely affected by exposure to a climate hazard. Exposure is rated on a scale of 1 to 5, with a score of 5 representing the greatest exposure.
The adaptive capacity of a project refers to its ability to manage and reduce vulnerabilities from projected climate hazards. Adaptive capacity is rated on a scale of 1 to 5, with a score of 5 representing the greatest ability to adapt.
The overall vulnerability scores are calculated based on the potential impacts and adaptive capacity assessments for each hazard. Scores do not include implementation of climate risk reduction measures.

6.3. Adjusted Climate Risk Scores

Climate Hazard	Exposure Score	Sensitivity Score	Adaptive Capacity Score	Vulnerability Score
Temperature and Extreme Heat	2	1	1	3
Extreme Precipitation	N/A	N/A	N/A	N/A
Sea Level Rise	1	1	1	2
Wildfire	1	1	1	2
Flooding	N/A	N/A	N/A	N/A
Drought	N/A	N/A	N/A	N/A

Snowpack Reduction	N/A	N/A	N/A	N/A
Air Quality Degradation	1	1	1	2

The sensitivity score reflects the extent to which a project would be adversely affected by exposure to a climate hazard. Exposure is rated on a scale of 1 to 5, with a score of 5 representing the greatest exposure.
The adaptive capacity of a project refers to its ability to manage and reduce vulnerabilities from projected climate hazards. Adaptive capacity is rated on a scale of 1 to 5, with a score of 5 representing the greatest ability to adapt.
The overall vulnerability scores are calculated based on the potential impacts and adaptive capacity assessments for each hazard. Scores include implementation of climate risk reduction measures.

6.4. Climate Risk Reduction Measures

7. Health and Equity Details

7.1. CalEnviroScreen 4.0 Scores

The maximum CalEnviroScreen score is 100. A high score (i.e., greater than 50) reflects a higher pollution burden compared to other census tracts in the state.

Indicator	Result for Project Census Tract
Exposure Indicators	—
AQ-Ozone	47.0
AQ-PM	23.4
AQ-DPM	1.77
Drinking Water	65.1
Lead Risk Housing	81.1
Pesticides	60.9
Toxic Releases	17.7
Traffic	22.5
Effect Indicators	—
CleanUp Sites	63.7
Groundwater	66.9
Haz Waste Facilities/Generators	77.2
Impaired Water Bodies	77.3
Solid Waste	59.2

Sensitive Population	—
Asthma	19.1
Cardio-vascular	1.86
Low Birth Weights	20.5
Socioeconomic Factor Indicators	—
Education	62.9
Housing	38.8
Linguistic	—
Poverty	48.0
Unemployment	15.8

7.2. Healthy Places Index Scores

The maximum Health Places Index score is 100. A high score (i.e., greater than 50) reflects healthier community conditions compared to other census tracts in the state.

Indicator	Result for Project Census Tract
Economic	—
Above Poverty	37.91864494
Employed	27.51186963
Median HI	57.38483254
Education	—
Bachelor's or higher	40.20274605
High school enrollment	12.02361093
Preschool enrollment	52.4573335
Transportation	—
Auto Access	80.12318748
Active commuting	59.59194149
Social	—
2-parent households	43.74438599
Voting	53.68920826

Neighborhood	—
Alcohol availability	61.7862184
Park access	49.94225587
Retail density	0.320800719
Supermarket access	11.20236109
Tree canopy	71.98768125
Housing	—
Homeownership	77.53111767
Housing habitability	69.08764276
Low-inc homeowner severe housing cost burden	45.18157321
Low-inc renter severe housing cost burden	59.27114077
Uncrowded housing	37.66200436
Health Outcomes	—
Insured adults	42.12755037
Arthritis	0.0
Asthma ER Admissions	80.4
High Blood Pressure	0.0
Cancer (excluding skin)	0.0
Asthma	0.0
Coronary Heart Disease	0.0
Chronic Obstructive Pulmonary Disease	0.0
Diagnosed Diabetes	0.0
Life Expectancy at Birth	17.7
Cognitively Disabled	22.1
Physically Disabled	34.8
Heart Attack ER Admissions	89.6
Mental Health Not Good	0.0
Chronic Kidney Disease	0.0

Obesity	0.0
Pedestrian Injuries	19.6
Physical Health Not Good	0.0
Stroke	0.0
Health Risk Behaviors	—
Binge Drinking	0.0
Current Smoker	0.0
No Leisure Time for Physical Activity	0.0
Climate Change Exposures	—
Wildfire Risk	67.3
SLR Inundation Area	0.0
Children	44.4
Elderly	64.7
English Speaking	56.2
Foreign-born	34.5
Outdoor Workers	27.5
Climate Change Adaptive Capacity	—
Impervious Surface Cover	89.0
Traffic Density	17.4
Traffic Access	23.0
Other Indices	—
Hardship	70.7
Other Decision Support	—
2016 Voting	61.8

7.3. Overall Health & Equity Scores

Metric	Result for Project Census Tract
CalEnviroScreen 4.0 Score for Project Location (a)	31.0

Healthy Places Index Score for Project Location (b)	44.0
Project Located in a Designated Disadvantaged Community (Senate Bill 535)	No
Project Located in a Low-Income Community (Assembly Bill 1550)	Yes
Project Located in a Community Air Protection Program Community (Assembly Bill 617)	No

a: The maximum CalEnviroScreen score is 100. A high score (i.e., greater than 50) reflects a higher pollution burden compared to other census tracts in the state.
b: The maximum Health Places Index score is 100. A high score (i.e., greater than 50) reflects healthier community conditions compared to other census tracts in the state.

7.4. Health & Equity Measures

No Health & Equity Measures selected.

7.5. Evaluation Scorecard

Health & Equity Evaluation Scorecard not completed.

7.6. Health & Equity Custom Measures

No Health & Equity Custom Measures created.

8. User Changes to Default Data

Screen	Justification
Land Use	Based on Project Information
Construction: Construction Phases	Shifted to overlap paving and architectural coating with building construction
Construction: Trips and VMT	—
Operations: Vehicle Data	Based on traffic study ITE rates for afforable housing units.
Operations: Energy Use	No natural gas used, adjusted natural gas to electric to account for additional electrical appliances etc.
Construction: Dust From Material Movement	based on project information. All export is modeled in each phase as a conservative estimate of export

Ventura Ranch Farmworker Housing Complex - Phase 3 Mitigated Detailed Report

Table of Contents

1. Basic Project Information

1.1. Basic Project Information

1.2. Land Use Types

1.3. User-Selected Emission Reduction Measures by Emissions Sector

2. Emissions Summary

2.1. Construction Emissions Compared Against Thresholds

2.2. Construction Emissions by Year, Unmitigated

2.3. Construction Emissions by Year, Mitigated

2.4. Operations Emissions Compared Against Thresholds

2.5. Operations Emissions by Sector, Unmitigated

2.6. Operations Emissions by Sector, Mitigated

3. Construction Emissions Details

3.1. Site Preparation (2030) - Unmitigated

3.2. Site Preparation (2030) - Mitigated

3.3. Grading (2030) - Unmitigated

3.4. Grading (2030) - Mitigated

3.5. Building Construction (2030) - Unmitigated

3.6. Building Construction (2030) - Mitigated

3.7. Building Construction (2031) - Unmitigated

3.8. Building Construction (2031) - Mitigated

3.9. Paving (2031) - Unmitigated

3.10. Paving (2031) - Mitigated

3.11. Architectural Coating (2031) - Unmitigated

3.12. Architectural Coating (2031) - Mitigated

4. Operations Emissions Details

4.1. Mobile Emissions by Land Use

4.1.1. Unmitigated

4.1.2. Mitigated

4.2. Energy

4.2.1. Electricity Emissions By Land Use - Unmitigated

4.2.2. Electricity Emissions By Land Use - Mitigated

4.2.3. Natural Gas Emissions By Land Use - Unmitigated

4.2.4. Natural Gas Emissions By Land Use - Mitigated

4.3. Area Emissions by Source

4.3.1. Unmitigated

4.3.2. Mitigated

4.4. Water Emissions by Land Use

4.4.1. Unmitigated

4.4.2. Mitigated

4.5. Waste Emissions by Land Use

4.5.1. Unmitigated

4.5.2. Mitigated

4.6. Refrigerant Emissions by Land Use

4.6.1. Unmitigated

4.6.2. Mitigated

4.7. Offroad Emissions By Equipment Type

4.7.1. Unmitigated

4.7.2. Mitigated

4.8. Stationary Emissions By Equipment Type

4.8.1. Unmitigated

4.8.2. Mitigated

4.9. User Defined Emissions By Equipment Type

4.9.1. Unmitigated

4.9.2. Mitigated

4.10. Soil Carbon Accumulation By Vegetation Type

4.10.1. Soil Carbon Accumulation By Vegetation Type - Unmitigated

4.10.2. Above and Belowground Carbon Accumulation by Land Use Type - Unmitigated

4.10.3. Avoided and Sequestered Emissions by Species - Unmitigated

4.10.4. Soil Carbon Accumulation By Vegetation Type - Mitigated

4.10.5. Above and Belowground Carbon Accumulation by Land Use Type - Mitigated

4.10.6. Avoided and Sequestered Emissions by Species - Mitigated

5. Activity Data

5.1. Construction Schedule

5.2. Off-Road Equipment

5.2.1. Unmitigated

5.2.2. Mitigated

5.3. Construction Vehicles

5.3.1. Unmitigated

5.3.2. Mitigated

5.4. Vehicles

5.4.1. Construction Vehicle Control Strategies

5.5. Architectural Coatings

5.6. Dust Mitigation

5.6.1. Construction Earthmoving Activities

5.6.2. Construction Earthmoving Control Strategies

5.7. Construction Paving

5.8. Construction Electricity Consumption and Emissions Factors

5.9. Operational Mobile Sources

5.9.1. Unmitigated

5.9.2. Mitigated

5.10. Operational Area Sources

5.10.1. Hearths

5.10.1.1. Unmitigated

5.10.1.2. Mitigated

5.10.2. Architectural Coatings

5.10.3. Landscape Equipment

5.10.4. Landscape Equipment - Mitigated

5.11. Operational Energy Consumption

5.11.1. Unmitigated

5.11.2. Mitigated

5.12. Operational Water and Wastewater Consumption

5.12.1. Unmitigated

5.12.2. Mitigated

5.13. Operational Waste Generation

5.13.1. Unmitigated

5.13.2. Mitigated

5.14. Operational Refrigeration and Air Conditioning Equipment

5.14.1. Unmitigated

5.14.2. Mitigated

5.15. Operational Off-Road Equipment

5.15.1. Unmitigated

5.15.2. Mitigated

5.16. Stationary Sources

5.16.1. Emergency Generators and Fire Pumps

5.16.2. Process Boilers

5.17. User Defined

5.18. Vegetation

5.18.1. Land Use Change

5.18.1.1. Unmitigated

5.18.1.2. Mitigated

5.18.1. Biomass Cover Type

5.18.1.1. Unmitigated

5.18.1.2. Mitigated

5.18.2. Sequestration

5.18.2.1. Unmitigated

5.18.2.2. Mitigated

6. Climate Risk Detailed Report

6.1. Climate Risk Summary

6.2. Initial Climate Risk Scores

6.3. Adjusted Climate Risk Scores

6.4. Climate Risk Reduction Measures

7. Health and Equity Details

7.1. CalEnviroScreen 4.0 Scores

7.2. Healthy Places Index Scores

7.3. Overall Health & Equity Scores

7.4. Health & Equity Measures

7.5. Evaluation Scorecard

7.6. Health & Equity Custom Measures

8. User Changes to Default Data

1. Basic Project Information

1.1. Basic Project Information

Data Field	Value
Project Name	Ventura Ranch Farmworker Housing Complex - Phase 3 Mitigated
Construction Start Date	4/1/2030
Operational Year	2032
Lead Agency	—
Land Use Scale	Project/site
Analysis Level for Defaults	County
Windspeed (m/s)	3.20
Precipitation (days)	2.20
Location	34.3347811676463, -119.28963694784979
County	Ventura
City	Unincorporated
Air District	Ventura County APCD
Air Basin	South Central Coast
TAZ	3405
EDFZ	8
Electric Utility	Southern California Edison
Gas Utility	Southern California Gas
App Version	2022.1.1.30

1.2. Land Use Types

Land Use Subtype	Size	Unit	Lot Acreage	Building Area (sq ft)	Landscape Area (sq ft)	Special Landscape Area (sq ft)	Population	Description
Apartments Mid Rise	132	Dwelling Unit	6.29	140,241	85,764	0.00	397	—

Parking Lot	222	Space	2.37	0.00	0.00	0.00	—	—
Health Club	3.60	1000sqft	0.00	3,600	0.00	—	—	—
Industrial Park	0.64	1000sqft	0.00	637	0.00	0.00	—	—

1.3. User-Selected Emission Reduction Measures by Emissions Sector

Sector	#	Measure Title
Construction	C-5	Use Advanced Engine Tiers
Area Sources	AS-2	Use Low-VOC Paints

2. Emissions Summary

2.1. Construction Emissions Compared Against Thresholds

Criteria Pollutants (lb/day for daily, ton/yr for annual) and GHGs (lb/day for daily, MT/yr for annual)

Un/Mit.	TOG	ROG	NOx	CO	SO2	PM10E	PM10D	PM10T	PM2.5E	PM2.5D	PM2.5T	BCO2	NBCO2	CO2T	CH4	N2O	R	CO2e
Daily, Summer (Max)	—	—	—	—	—	—	—	—	—	—	—	—	—	—	—	—	—	—
Unmit.	24.8	24.5	25.3	29.2	0.06	1.07	7.89	8.96	0.98	3.99	4.97	—	7,465	7,465	0.22	0.70	7.85	7,688
Mit.	23.9	23.9	7.33	29.1	0.06	0.12	7.89	7.99	0.12	3.99	4.09	—	7,465	7,465	0.22	0.70	7.85	7,688
% Reduced	3%	3%	71%	< 0.5%	—	89%	—	11%	88%	—	18%	—	—	—	—	—	—	—
Daily, Winter (Max)	—	—	—	—	—	—	—	—	—	—	—	—	—	—	—	—	—	—
Unmit.	25.8	25.4	15.9	29.0	0.04	0.47	1.84	2.31	0.43	0.44	0.87	—	5,940	5,940	0.19	0.15	0.11	5,991
Mit.	24.4	24.3	6.23	31.6	0.04	0.11	1.84	1.95	0.10	0.44	0.54	—	5,940	5,940	0.19	0.15	0.11	5,991
% Reduced	6%	4%	61%	-9%	—	77%	—	16%	76%	—	37%	—	—	—	—	—	—	—

Average Daily (Max)	—	—	—	—	—	—	—	—	—	—	—	—	—	—	—	—	—	—
Unmit.	3.54	3.38	9.68	12.4	0.02	0.37	2.59	2.96	0.34	1.20	1.54	—	2,810	2,810	0.10	0.10	0.96	2,842
Mit.	3.01	2.97	2.45	12.8	0.02	0.05	2.59	2.64	0.05	1.20	1.25	—	2,810	2,810	0.10	0.10	0.96	2,842
% Reduced	15%	12%	75%	-3%	—	86%	—	11%	85%	—	19%	—	—	—	—	—	—	—
Annual (Max)	—	—	—	—	—	—	—	—	—	—	—	—	—	—	—	—	—	—
Unmit.	0.65	0.62	1.77	2.27	< 0.005	0.07	0.47	0.54	0.06	0.22	0.28	—	465	465	0.02	0.02	0.16	471
Mit.	0.55	0.54	0.45	2.34	< 0.005	0.01	0.47	0.48	0.01	0.22	0.23	—	465	465	0.02	0.02	0.16	471
% Reduced	15%	12%	75%	-3%	—	86%	—	11%	85%	—	19%	—	—	—	—	—	—	—

2.2. Construction Emissions by Year, Unmitigated

Criteria Pollutants (lb/day for daily, ton/yr for annual) and GHGs (lb/day for daily, MT/yr for annual)

Year	TOG	ROG	NOx	CO	SO2	PM10E	PM10D	PM10T	PM2.5E	PM2.5D	PM2.5T	BCO2	NBCO2	CO2T	CH4	N2O	R	CO2e
Daily - Summer (Max)	—	—	—	—	—	—	—	—	—	—	—	—	—	—	—	—	—	—
2030	3.54	2.97	25.3	29.2	0.06	1.07	7.89	8.96	0.98	3.99	4.97	—	7,465	7,465	0.22	0.70	7.85	7,688
2031	24.8	24.5	9.61	19.0	0.03	0.26	1.65	1.90	0.24	0.39	0.63	—	4,318	4,318	0.12	0.09	3.95	4,351
Daily - Winter (Max)	—	—	—	—	—	—	—	—	—	—	—	—	—	—	—	—	—	—
2030	1.49	1.25	9.19	17.0	0.03	0.26	1.39	1.66	0.24	0.33	0.57	—	3,932	3,932	0.12	0.12	0.10	3,972
2031	25.8	25.4	15.9	29.0	0.04	0.47	1.84	2.31	0.43	0.44	0.87	—	5,940	5,940	0.19	0.15	0.11	5,991
Average Daily	—	—	—	—	—	—	—	—	—	—	—	—	—	—	—	—	—	—
2030	1.35	1.13	9.68	12.4	0.02	0.37	2.59	2.96	0.34	1.20	1.54	—	2,810	2,810	0.10	0.10	0.69	2,842
2031	3.54	3.38	6.12	11.5	0.02	0.17	0.91	1.08	0.16	0.22	0.38	—	2,618	2,618	0.08	0.08	0.96	2,645
Annual	—	—	—	—	—	—	—	—	—	—	—	—	—	—	—	—	—	—

2030	0.25	0.21	1.77	2.27	< 0.005	0.07	0.47	0.54	0.06	0.22	0.28	—	465	465	0.02	0.02	0.11	471
2031	0.65	0.62	1.12	2.10	< 0.005	0.03	0.17	0.20	0.03	0.04	0.07	—	433	433	0.01	0.01	0.16	438

2.3. Construction Emissions by Year, Mitigated

Criteria Pollutants (lb/day for daily, ton/yr for annual) and GHGs (lb/day for daily, MT/yr for annual)

Year	TOG	ROG	NOx	CO	SO2	PM10E	PM10D	PM10T	PM2.5E	PM2.5D	PM2.5T	BCO2	NBCO2	CO2T	CH4	N2O	R	CO2e
Daily - Summer (Max)	—	—	—	—	—	—	—	—	—	—	—	—	—	—	—	—	—	—
2030	0.71	0.64	7.33	29.1	0.06	0.12	7.89	7.99	0.12	3.99	4.09	—	7,465	7,465	0.22	0.70	7.85	7,688
2031	23.9	23.9	4.17	20.8	0.03	0.08	1.65	1.72	0.08	0.39	0.47	—	4,318	4,318	0.12	0.09	3.95	4,351
Daily - Winter (Max)	—	—	—	—	—	—	—	—	—	—	—	—	—	—	—	—	—	—
2030	0.71	0.64	3.61	18.9	0.03	0.08	1.39	1.47	0.07	0.33	0.41	—	3,932	3,932	0.12	0.12	0.10	3,972
2031	24.4	24.3	6.23	31.6	0.04	0.11	1.84	1.95	0.10	0.44	0.54	—	5,940	5,940	0.19	0.15	0.11	5,991
Average Daily	—	—	—	—	—	—	—	—	—	—	—	—	—	—	—	—	—	—
2030	0.33	0.30	2.04	12.8	0.02	0.05	2.59	2.64	0.05	1.20	1.25	—	2,810	2,810	0.10	0.10	0.69	2,842
2031	3.01	2.97	2.45	12.8	0.02	0.05	0.91	0.96	0.05	0.22	0.27	—	2,618	2,618	0.08	0.08	0.96	2,645
Annual	—	—	—	—	—	—	—	—	—	—	—	—	—	—	—	—	—	—
2030	0.06	0.06	0.37	2.34	< 0.005	0.01	0.47	0.48	0.01	0.22	0.23	—	465	465	0.02	0.02	0.11	471
2031	0.55	0.54	0.45	2.33	< 0.005	0.01	0.17	0.18	0.01	0.04	0.05	—	433	433	0.01	0.01	0.16	438

2.4. Operations Emissions Compared Against Thresholds

Criteria Pollutants (lb/day for daily, ton/yr for annual) and GHGs (lb/day for daily, MT/yr for annual)

Un/Mit.	TOG	ROG	NOx	CO	SO2	PM10E	PM10D	PM10T	PM2.5E	PM2.5D	PM2.5T	BCO2	NBCO2	CO2T	CH4	N2O	R	CO2e
Daily, Summer (Max)	—	—	—	—	—	—	—	—	—	—	—	—	—	—	—	—	—	—

Unmit.	6.40	6.18	1.63	24.2	0.05	0.03	4.84	4.87	0.03	1.23	1.25	74.3	5,788	5,862	7.76	0.23	10.6	6,134
Mit.	6.20	5.98	1.63	24.2	0.05	0.03	4.84	4.87	0.03	1.23	1.25	74.3	5,788	5,862	7.76	0.23	10.6	6,134
% Reduced	3%	3%	—	—	—	—	—	—	—	—	—	—	—	—	—	—	—	—
Daily, Winter (Max)	—	—	—	—	—	—	—	—	—	—	—	—	—	—	—	—	—	—
Unmit.	5.67	5.49	1.75	16.1	0.04	0.03	4.84	4.87	0.02	1.23	1.25	74.3	5,606	5,680	7.78	0.24	1.43	5,946
Mit.	5.47	5.29	1.75	16.1	0.04	0.03	4.84	4.87	0.02	1.23	1.25	74.3	5,606	5,680	7.78	0.24	1.43	5,946
% Reduced	3%	4%	—	—	—	—	—	—	—	—	—	—	—	—	—	—	—	—
Average Daily (Max)	—	—	—	—	—	—	—	—	—	—	—	—	—	—	—	—	—	—
Unmit.	6.00	5.80	1.75	19.7	0.04	0.03	4.83	4.86	0.03	1.23	1.25	74.3	5,641	5,715	7.77	0.23	5.23	5,985
Mit.	5.80	5.61	1.75	19.7	0.04	0.03	4.83	4.86	0.03	1.23	1.25	74.3	5,641	5,715	7.77	0.23	5.23	5,985
% Reduced	3%	3%	—	—	—	—	—	—	—	—	—	—	—	—	—	—	—	—
Annual (Max)	—	—	—	—	—	—	—	—	—	—	—	—	—	—	—	—	—	—
Unmit.	1.10	1.06	0.32	3.60	0.01	0.01	0.88	0.89	< 0.005	0.22	0.23	12.3	934	946	1.29	0.04	0.87	991
Mit.	1.06	1.02	0.32	3.60	0.01	0.01	0.88	0.89	< 0.005	0.22	0.23	12.3	934	946	1.29	0.04	0.87	991
% Reduced	3%	3%	—	—	—	—	—	—	—	—	—	—	—	—	—	—	—	—

2.5. Operations Emissions by Sector, Unmitigated

Criteria Pollutants (lb/day for daily, ton/yr for annual) and GHGs (lb/day for daily, MT/yr for annual)

Sector	TOG	ROG	NOx	CO	SO2	PM10E	PM10D	PM10T	PM2.5E	PM2.5D	PM2.5T	BCO2	NBCO2	CO2T	CH4	N2O	R	CO2e
Daily, Summer (Max)	—	—	—	—	—	—	—	—	—	—	—	—	—	—	—	—	—	—
Mobile	2.33	2.15	1.56	16.5	0.05	0.03	4.84	4.87	0.02	1.23	1.25	—	4,689	4,689	0.17	0.18	9.37	4,758

Area	4.07	4.03	0.07	7.71	< 0.005	< 0.005	—	< 0.005	< 0.005	—	< 0.005	0.00	20.8	20.8	< 0.005	< 0.005	—	20.9
Energy	0.00	0.00	0.00	0.00	0.00	0.00	—	0.00	0.00	—	0.00	—	1,047	1,047	0.13	0.02	—	1,055
Water	—	—	—	—	—	—	—	—	—	—	—	10.3	31.2	41.5	1.06	0.03	—	75.6
Waste	—	—	—	—	—	—	—	—	—	—	—	64.0	0.00	64.0	6.40	0.00	—	224
Refrig.	—	—	—	—	—	—	—	—	—	—	—	—	—	—	—	—	1.19	1.19
Total	6.40	6.18	1.63	24.2	0.05	0.03	4.84	4.87	0.03	1.23	1.25	74.3	5,788	5,862	7.76	0.23	10.6	6,134
Daily, Winter (Max)	—	—	—	—	—	—	—	—	—	—	—	—	—	—	—	—	—	—
Mobile	2.31	2.13	1.75	16.1	0.04	0.03	4.84	4.87	0.02	1.23	1.25	—	4,528	4,528	0.18	0.20	0.24	4,591
Area	3.35	3.35	0.00	0.00	0.00	0.00	—	0.00	0.00	—	0.00	0.00	0.00	0.00	0.00	0.00	—	0.00
Energy	0.00	0.00	0.00	0.00	0.00	0.00	—	0.00	0.00	—	0.00	—	1,047	1,047	0.13	0.02	—	1,055
Water	—	—	—	—	—	—	—	—	—	—	—	10.3	31.2	41.5	1.06	0.03	—	75.6
Waste	—	—	—	—	—	—	—	—	—	—	—	64.0	0.00	64.0	6.40	0.00	—	224
Refrig.	—	—	—	—	—	—	—	—	—	—	—	—	—	—	—	—	1.19	1.19
Total	5.67	5.49	1.75	16.1	0.04	0.03	4.84	4.87	0.02	1.23	1.25	74.3	5,606	5,680	7.78	0.24	1.43	5,946
Average Daily	—	—	—	—	—	—	—	—	—	—	—	—	—	—	—	—	—	—
Mobile	2.29	2.11	1.71	15.9	0.04	0.03	4.83	4.86	0.02	1.23	1.25	—	4,553	4,553	0.18	0.19	4.05	4,619
Area	3.71	3.69	0.04	3.80	< 0.005	< 0.005	—	< 0.005	< 0.005	—	< 0.005	0.00	10.2	10.2	< 0.005	< 0.005	—	10.3
Energy	0.00	0.00	0.00	0.00	0.00	0.00	—	0.00	0.00	—	0.00	—	1,047	1,047	0.13	0.02	—	1,055
Water	—	—	—	—	—	—	—	—	—	—	—	10.3	31.2	41.5	1.06	0.03	—	75.6
Waste	—	—	—	—	—	—	—	—	—	—	—	64.0	0.00	64.0	6.40	0.00	—	224
Refrig.	—	—	—	—	—	—	—	—	—	—	—	—	—	—	—	—	1.19	1.19
Total	6.00	5.80	1.75	19.7	0.04	0.03	4.83	4.86	0.03	1.23	1.25	74.3	5,641	5,715	7.77	0.23	5.23	5,985
Annual	—	—	—	—	—	—	—	—	—	—	—	—	—	—	—	—	—	—
Mobile	0.42	0.39	0.31	2.90	0.01	< 0.005	0.88	0.89	< 0.005	0.22	0.23	—	754	754	0.03	0.03	0.67	765
Area	0.68	0.67	0.01	0.69	< 0.005	< 0.005	—	< 0.005	< 0.005	—	< 0.005	0.00	1.70	1.70	< 0.005	< 0.005	—	1.70
Energy	0.00	0.00	0.00	0.00	0.00	0.00	—	0.00	0.00	—	0.00	—	173	173	0.02	< 0.005	—	175

Water	—	—	—	—	—	—	—	—	—	—	—	1.70	5.17	6.87	0.18	< 0.005	—	12.5
Waste	—	—	—	—	—	—	—	—	—	—	—	10.6	0.00	10.6	1.06	0.00	—	37.1
Refrig.	—	—	—	—	—	—	—	—	—	—	—	—	—	—	—	—	0.20	0.20
Total	1.10	1.06	0.32	3.60	0.01	0.01	0.88	0.89	< 0.005	0.22	0.23	12.3	934	946	1.29	0.04	0.87	991

2.6. Operations Emissions by Sector, Mitigated

Criteria Pollutants (lb/day for daily, ton/yr for annual) and GHGs (lb/day for daily, MT/yr for annual)

Sector	TOG	ROG	NOx	CO	SO2	PM10E	PM10D	PM10T	PM2.5E	PM2.5D	PM2.5T	BCO2	NBCO2	CO2T	CH4	N2O	R	CO2e
Daily, Summer (Max)	—	—	—	—	—	—	—	—	—	—	—	—	—	—	—	—	—	—
Mobile	2.33	2.15	1.56	16.5	0.05	0.03	4.84	4.87	0.02	1.23	1.25	—	4,689	4,689	0.17	0.18	9.37	4,758
Area	3.87	3.83	0.07	7.71	< 0.005	< 0.005	—	< 0.005	< 0.005	—	< 0.005	0.00	20.8	20.8	< 0.005	< 0.005	—	20.9
Energy	0.00	0.00	0.00	0.00	0.00	0.00	—	0.00	0.00	—	0.00	—	1,047	1,047	0.13	0.02	—	1,055
Water	—	—	—	—	—	—	—	—	—	—	—	10.3	31.2	41.5	1.06	0.03	—	75.6
Waste	—	—	—	—	—	—	—	—	—	—	—	64.0	0.00	64.0	6.40	0.00	—	224
Refrig.	—	—	—	—	—	—	—	—	—	—	—	—	—	—	—	—	1.19	1.19
Total	6.20	5.98	1.63	24.2	0.05	0.03	4.84	4.87	0.03	1.23	1.25	74.3	5,788	5,862	7.76	0.23	10.6	6,134
Daily, Winter (Max)	—	—	—	—	—	—	—	—	—	—	—	—	—	—	—	—	—	—
Mobile	2.31	2.13	1.75	16.1	0.04	0.03	4.84	4.87	0.02	1.23	1.25	—	4,528	4,528	0.18	0.20	0.24	4,591
Area	3.16	3.16	0.00	0.00	0.00	0.00	—	0.00	0.00	—	0.00	0.00	0.00	0.00	0.00	0.00	—	0.00
Energy	0.00	0.00	0.00	0.00	0.00	0.00	—	0.00	0.00	—	0.00	—	1,047	1,047	0.13	0.02	—	1,055
Water	—	—	—	—	—	—	—	—	—	—	—	10.3	31.2	41.5	1.06	0.03	—	75.6
Waste	—	—	—	—	—	—	—	—	—	—	—	64.0	0.00	64.0	6.40	0.00	—	224
Refrig.	—	—	—	—	—	—	—	—	—	—	—	—	—	—	—	—	1.19	1.19
Total	5.47	5.29	1.75	16.1	0.04	0.03	4.84	4.87	0.02	1.23	1.25	74.3	5,606	5,680	7.78	0.24	1.43	5,946
Average Daily	—	—	—	—	—	—	—	—	—	—	—	—	—	—	—	—	—	—

Mobile	2.29	2.11	1.71	15.9	0.04	0.03	4.83	4.86	0.02	1.23	1.25	—	4,553	4,553	0.18	0.19	4.05	4,619
Area	3.51	3.49	0.04	3.80	< 0.005	< 0.005	—	< 0.005	< 0.005	—	< 0.005	0.00	10.2	10.2	< 0.005	< 0.005	—	10.3
Energy	0.00	0.00	0.00	0.00	0.00	0.00	—	0.00	0.00	—	0.00	—	1,047	1,047	0.13	0.02	—	1,055
Water	—	—	—	—	—	—	—	—	—	—	—	10.3	31.2	41.5	1.06	0.03	—	75.6
Waste	—	—	—	—	—	—	—	—	—	—	—	64.0	0.00	64.0	6.40	0.00	—	224
Refrig.	—	—	—	—	—	—	—	—	—	—	—	—	—	—	—	—	1.19	1.19
Total	5.80	5.61	1.75	19.7	0.04	0.03	4.83	4.86	0.03	1.23	1.25	74.3	5,641	5,715	7.77	0.23	5.23	5,985
Annual	—	—	—	—	—	—	—	—	—	—	—	—	—	—	—	—	—	—
Mobile	0.42	0.39	0.31	2.90	0.01	< 0.005	0.88	0.89	< 0.005	0.22	0.23	—	754	754	0.03	0.03	0.67	765
Area	0.64	0.64	0.01	0.69	< 0.005	< 0.005	—	< 0.005	< 0.005	—	< 0.005	0.00	1.70	1.70	< 0.005	< 0.005	—	1.70
Energy	0.00	0.00	0.00	0.00	0.00	0.00	—	0.00	0.00	—	0.00	—	173	173	0.02	< 0.005	—	175
Water	—	—	—	—	—	—	—	—	—	—	—	1.70	5.17	6.87	0.18	< 0.005	—	12.5
Waste	—	—	—	—	—	—	—	—	—	—	—	10.6	0.00	10.6	1.06	0.00	—	37.1
Refrig.	—	—	—	—	—	—	—	—	—	—	—	—	—	—	—	—	0.20	0.20
Total	1.06	1.02	0.32	3.60	0.01	0.01	0.88	0.89	< 0.005	0.22	0.23	12.3	934	946	1.29	0.04	0.87	991

3. Construction Emissions Details

3.1. Site Preparation (2030) - Unmitigated

Criteria Pollutants (lb/day for daily, ton/yr for annual) and GHGs (lb/day for daily, MT/yr for annual)

Location	TOG	ROG	NOx	CO	SO2	PM10E	PM10D	PM10T	PM2.5E	PM2.5D	PM2.5T	BCO2	NBCO2	CO2T	CH4	N2O	R	CO2e
Onsite	—	—	—	—	—	—	—	—	—	—	—	—	—	—	—	—	—	—
Daily, Summer (Max)	—	—	—	—	—	—	—	—	—	—	—	—	—	—	—	—	—	—
Off-Road Equipment	3.47	2.92	25.2	28.4	0.05	1.07	—	1.07	0.98	—	0.98	—	5,296	5,296	0.21	0.04	—	5,314

Dust From Material Movement	—	—	—	—	—	—	7.67	7.67	—	3.94	3.94	—	—	—	—	—	—	—
Onsite truck	0.00	0.00	0.00	0.00	0.00	0.00	0.00	0.00	0.00	0.00	0.00	—	0.00	0.00	0.00	0.00	0.00	0.00
Daily, Winter (Max)	—	—	—	—	—	—	—	—	—	—	—	—	—	—	—	—	—	—
Average Daily	—	—	—	—	—	—	—	—	—	—	—	—	—	—	—	—	—	—
Off-Road Equipment	0.86	0.72	6.22	7.01	0.01	0.26	—	0.26	0.24	—	0.24	—	1,306	1,306	0.05	0.01	—	1,310
Dust From Material Movement	—	—	—	—	—	—	1.89	1.89	—	0.97	0.97	—	—	—	—	—	—	—
Onsite truck	0.00	0.00	0.00	0.00	0.00	0.00	0.00	0.00	0.00	0.00	0.00	—	0.00	0.00	0.00	0.00	0.00	0.00
Annual	—	—	—	—	—	—	—	—	—	—	—	—	—	—	—	—	—	—
Off-Road Equipment	0.16	0.13	1.13	1.28	< 0.005	0.05	—	0.05	0.04	—	0.04	—	216	216	0.01	< 0.005	—	217
Dust From Material Movement	—	—	—	—	—	—	0.34	0.34	—	0.18	0.18	—	—	—	—	—	—	—
Onsite truck	0.00	0.00	0.00	0.00	0.00	0.00	0.00	0.00	0.00	0.00	0.00	—	0.00	0.00	0.00	0.00	0.00	0.00
Offsite	—	—	—	—	—	—	—	—	—	—	—	—	—	—	—	—	—	—
Daily, Summer (Max)	—	—	—	—	—	—	—	—	—	—	—	—	—	—	—	—	—	—
Worker	0.06	0.05	0.05	0.80	0.00	0.00	0.23	0.23	0.00	0.05	0.05	—	214	214	< 0.005	0.01	0.57	217

Vendor	0.00	0.00	0.00	0.00	0.00	0.00	0.00	0.00	0.00	0.00	0.00	—	0.00	0.00	0.00	0.00	0.00	0.00
Hauling	0.00	0.00	0.00	0.00	0.00	0.00	0.00	0.00	0.00	0.00	0.00	—	0.00	0.00	0.00	0.00	0.00	0.00
Daily, Winter (Max)	—	—	—	—	—	—	—	—	—	—	—	—	—	—	—	—	—	—
Average Daily	—	—	—	—	—	—	—	—	—	—	—	—	—	—	—	—	—	—
Worker	0.02	0.01	0.01	0.18	0.00	0.00	0.06	0.06	0.00	0.01	0.01	—	50.8	50.8	< 0.005	< 0.005	0.06	51.4
Vendor	0.00	0.00	0.00	0.00	0.00	0.00	0.00	0.00	0.00	0.00	0.00	—	0.00	0.00	0.00	0.00	0.00	0.00
Hauling	0.00	0.00	0.00	0.00	0.00	0.00	0.00	0.00	0.00	0.00	0.00	—	0.00	0.00	0.00	0.00	0.00	0.00
Annual	—	—	—	—	—	—	—	—	—	—	—	—	—	—	—	—	—	—
Worker	< 0.005	< 0.005	< 0.005	0.03	0.00	0.00	0.01	0.01	0.00	< 0.005	< 0.005	—	8.40	8.40	< 0.005	< 0.005	0.01	8.52
Vendor	0.00	0.00	0.00	0.00	0.00	0.00	0.00	0.00	0.00	0.00	0.00	—	0.00	0.00	0.00	0.00	0.00	0.00
Hauling	0.00	0.00	0.00	0.00	0.00	0.00	0.00	0.00	0.00	0.00	0.00	—	0.00	0.00	0.00	0.00	0.00	0.00

3.2. Site Preparation (2030) - Mitigated

Criteria Pollutants (lb/day for daily, ton/yr for annual) and GHGs (lb/day for daily, MT/yr for annual)

Location	TOG	ROG	NOx	CO	SO2	PM10E	PM10D	PM10T	PM2.5E	PM2.5D	PM2.5T	BCO2	NBCO2	CO2T	CH4	N2O	R	CO2e
Onsite	—	—	—	—	—	—	—	—	—	—	—	—	—	—	—	—	—	—
Daily, Summer (Max)	—	—	—	—	—	—	—	—	—	—	—	—	—	—	—	—	—	—
Off-Road Equipment	0.50	0.50	2.59	28.3	0.05	0.10	—	0.10	0.10	—	0.10	—	5,296	5,296	0.21	0.04	—	5,314
Dust From Material Movement	—	—	—	—	—	—	7.67	7.67	—	3.94	3.94	—	—	—	—	—	—	—
Onsite truck	0.00	0.00	0.00	0.00	0.00	0.00	0.00	0.00	0.00	0.00	0.00	—	0.00	0.00	0.00	0.00	0.00	0.00

Daily, Winter (Max)	—	—	—	—	—	—	—	—	—	—	—	—	—	—	—	—	—	—
Average Daily	—	—	—	—	—	—	—	—	—	—	—	—	—	—	—	—	—	—
Off-Road Equipment	0.12	0.12	0.64	6.98	0.01	0.02	—	0.02	0.02	—	0.02	—	1,306	1,306	0.05	0.01	—	1,310
Dust From Material Movement	—	—	—	—	—	—	1.89	1.89	—	0.97	0.97	—	—	—	—	—	—	—
Onsite truck	0.00	0.00	0.00	0.00	0.00	0.00	0.00	0.00	0.00	0.00	0.00	—	0.00	0.00	0.00	0.00	0.00	0.00
Annual	—	—	—	—	—	—	—	—	—	—	—	—	—	—	—	—	—	—
Off-Road Equipment	0.02	0.02	0.12	1.27	< 0.005	< 0.005	—	< 0.005	< 0.005	—	< 0.005	—	216	216	0.01	< 0.005	—	217
Dust From Material Movement	—	—	—	—	—	—	0.34	0.34	—	0.18	0.18	—	—	—	—	—	—	—
Onsite truck	0.00	0.00	0.00	0.00	0.00	0.00	0.00	0.00	0.00	0.00	0.00	—	0.00	0.00	0.00	0.00	0.00	0.00
Offsite	—	—	—	—	—	—	—	—	—	—	—	—	—	—	—	—	—	—
Daily, Summer (Max)	—	—	—	—	—	—	—	—	—	—	—	—	—	—	—	—	—	—
Worker	0.06	0.05	0.05	0.80	0.00	0.00	0.23	0.23	0.00	0.05	0.05	—	214	214	< 0.005	0.01	0.57	217
Vendor	0.00	0.00	0.00	0.00	0.00	0.00	0.00	0.00	0.00	0.00	0.00	—	0.00	0.00	0.00	0.00	0.00	0.00
Hauling	0.00	0.00	0.00	0.00	0.00	0.00	0.00	0.00	0.00	0.00	0.00	—	0.00	0.00	0.00	0.00	0.00	0.00
Daily, Winter (Max)	—	—	—	—	—	—	—	—	—	—	—	—	—	—	—	—	—	—

Average Daily	—	—	—	—	—	—	—	—	—	—	—	—	—	—	—	—	—	—
Worker	0.02	0.01	0.01	0.18	0.00	0.00	0.06	0.06	0.00	0.01	0.01	—	50.8	50.8	< 0.005	< 0.005	0.06	51.4
Vendor	0.00	0.00	0.00	0.00	0.00	0.00	0.00	0.00	0.00	0.00	0.00	—	0.00	0.00	0.00	0.00	0.00	0.00
Hauling	0.00	0.00	0.00	0.00	0.00	0.00	0.00	0.00	0.00	0.00	0.00	—	0.00	0.00	0.00	0.00	0.00	0.00
Annual	—	—	—	—	—	—	—	—	—	—	—	—	—	—	—	—	—	—
Worker	< 0.005	< 0.005	< 0.005	0.03	0.00	0.00	0.01	0.01	0.00	< 0.005	< 0.005	—	8.40	8.40	< 0.005	< 0.005	0.01	8.52
Vendor	0.00	0.00	0.00	0.00	0.00	0.00	0.00	0.00	0.00	0.00	0.00	—	0.00	0.00	0.00	0.00	0.00	0.00
Hauling	0.00	0.00	0.00	0.00	0.00	0.00	0.00	0.00	0.00	0.00	0.00	—	0.00	0.00	0.00	0.00	0.00	0.00

3.3. Grading (2030) - Unmitigated

Criteria Pollutants (lb/day for daily, ton/yr for annual) and GHGs (lb/day for daily, MT/yr for annual)

Location	TOG	ROG	NOx	CO	SO2	PM10E	PM10D	PM10T	PM2.5E	PM2.5D	PM2.5T	BCO2	NBCO2	CO2T	CH4	N2O	R	CO2e
Onsite	—	—	—	—	—	—	—	—	—	—	—	—	—	—	—	—	—	—
Daily, Summer (Max)	—	—	—	—	—	—	—	—	—	—	—	—	—	—	—	—	—	—
Off-Road Equipment	1.76	1.48	12.6	17.3	0.03	0.51	—	0.51	0.47	—	0.47	—	2,959	2,959	0.12	0.02	—	2,969
Dust From Material Movement	—	—	—	—	—	—	2.78	2.78	—	1.34	1.34	—	—	—	—	—	—	—
Onsite truck	0.00	0.00	0.00	0.00	0.00	0.00	0.00	0.00	0.00	0.00	0.00	—	0.00	0.00	0.00	0.00	0.00	0.00
Daily, Winter (Max)	—	—	—	—	—	—	—	—	—	—	—	—	—	—	—	—	—	—
Average Daily	—	—	—	—	—	—	—	—	—	—	—	—	—	—	—	—	—	—

Off-Road	0.14	0.12	1.04	1.43	< 0.005	0.04	—	0.04	0.04	—	0.04	—	243	243	0.01	< 0.005	—	244
Dust From Material Movement	—	—	—	—	—	—	0.23	0.23	—	0.11	0.11	—	—	—	—	—	—	—
Onsite truck	0.00	0.00	0.00	0.00	0.00	0.00	0.00	0.00	0.00	0.00	0.00	—	0.00	0.00	0.00	0.00	0.00	0.00
Annual	—	—	—	—	—	—	—	—	—	—	—	—	—	—	—	—	—	—
Off-Road Equipment	0.03	0.02	0.19	0.26	< 0.005	0.01	—	0.01	0.01	—	0.01	—	40.3	40.3	< 0.005	< 0.005	—	40.4
Dust From Material Movement	—	—	—	—	—	—	0.04	0.04	—	0.02	0.02	—	—	—	—	—	—	—
Onsite truck	0.00	0.00	0.00	0.00	0.00	0.00	0.00	0.00	0.00	0.00	0.00	—	0.00	0.00	0.00	0.00	0.00	0.00
Offsite	—	—	—	—	—	—	—	—	—	—	—	—	—	—	—	—	—	—
Daily, Summer (Max)	—	—	—	—	—	—	—	—	—	—	—	—	—	—	—	—	—	—
Worker	0.05	0.05	0.05	0.68	0.00	0.00	0.20	0.20	0.00	0.05	0.05	—	183	183	< 0.005	0.01	0.48	186
Vendor	0.00	0.00	0.00	0.00	0.00	0.00	0.00	0.00	0.00	0.00	0.00	—	0.00	0.00	0.00	0.00	0.00	0.00
Hauling	0.16	0.08	5.24	1.47	0.03	0.06	1.28	1.34	0.06	0.36	0.42	—	4,323	4,323	0.08	0.67	7.37	4,533
Daily, Winter (Max)	—	—	—	—	—	—	—	—	—	—	—	—	—	—	—	—	—	—
Average Daily	—	—	—	—	—	—	—	—	—	—	—	—	—	—	—	—	—	—
Worker	< 0.005	< 0.005	< 0.005	0.05	0.00	0.00	0.02	0.02	0.00	< 0.005	< 0.005	—	14.5	14.5	< 0.005	< 0.005	0.02	14.7
Vendor	0.00	0.00	0.00	0.00	0.00	0.00	0.00	0.00	0.00	0.00	0.00	—	0.00	0.00	0.00	0.00	0.00	0.00
Hauling	0.01	0.01	0.45	0.12	< 0.005	0.01	0.11	0.11	0.01	0.03	0.03	—	355	355	0.01	0.06	0.26	372
Annual	—	—	—	—	—	—	—	—	—	—	—	—	—	—	—	—	—	—

Worker	< 0.005	< 0.005	< 0.005	0.01	0.00	0.00	< 0.005	< 0.005	0.00	< 0.005	< 0.005	—	2.40	2.40	< 0.005	< 0.005	< 0.005	2.43
Vendor	0.00	0.00	0.00	0.00	0.00	0.00	0.00	0.00	0.00	0.00	0.00	—	0.00	0.00	0.00	0.00	0.00	0.00
Hauling	< 0.005	< 0.005	0.08	0.02	< 0.005	< 0.005	0.02	0.02	< 0.005	0.01	0.01	—	58.8	58.8	< 0.005	0.01	0.04	61.6

3.4. Grading (2030) - Mitigated

Criteria Pollutants (lb/day for daily, ton/yr for annual) and GHGs (lb/day for daily, MT/yr for annual)

Location	TOG	ROG	NOx	CO	SO2	PM10E	PM10D	PM10T	PM2.5E	PM2.5D	PM2.5T	BCO2	NBCO2	CO2T	CH4	N2O	R	CO2e
Onsite	—	—	—	—	—	—	—	—	—	—	—	—	—	—	—	—	—	—
Daily, Summer (Max)	—	—	—	—	—	—	—	—	—	—	—	—	—	—	—	—	—	—
Off-Road Equipment	0.29	0.29	2.04	17.8	0.03	0.06	—	0.06	0.06	—	0.06	—	2,959	2,959	0.12	0.02	—	2,969
Dust From Material Movement	—	—	—	—	—	—	2.78	2.78	—	1.34	1.34	—	—	—	—	—	—	—
Onsite truck	0.00	0.00	0.00	0.00	0.00	0.00	0.00	0.00	0.00	0.00	0.00	—	0.00	0.00	0.00	0.00	0.00	0.00
Daily, Winter (Max)	—	—	—	—	—	—	—	—	—	—	—	—	—	—	—	—	—	—
Average Daily	—	—	—	—	—	—	—	—	—	—	—	—	—	—	—	—	—	—
Off-Road Equipment	0.02	0.02	0.17	1.46	< 0.005	< 0.005	—	< 0.005	< 0.005	—	< 0.005	—	243	243	0.01	< 0.005	—	244
Dust From Material Movement	—	—	—	—	—	—	0.23	0.23	—	0.11	0.11	—	—	—	—	—	—	—

Onsite truck	0.00	0.00	0.00	0.00	0.00	0.00	0.00	0.00	0.00	0.00	0.00	—	0.00	0.00	0.00	0.00	0.00	0.00
Annual	—	—	—	—	—	—	—	—	—	—	—	—	—	—	—	—	—	—
Off-Road Equipment	< 0.005	< 0.005	0.03	0.27	< 0.005	< 0.005	—	< 0.005	< 0.005	—	< 0.005	—	40.3	40.3	< 0.005	< 0.005	—	40.4
Dust From Material Movement	—	—	—	—	—	—	0.04	0.04	—	0.02	0.02	—	—	—	—	—	—	—
Onsite truck	0.00	0.00	0.00	0.00	0.00	0.00	0.00	0.00	0.00	0.00	0.00	—	0.00	0.00	0.00	0.00	0.00	0.00
Offsite	—	—	—	—	—	—	—	—	—	—	—	—	—	—	—	—	—	—
Daily, Summer (Max)	—	—	—	—	—	—	—	—	—	—	—	—	—	—	—	—	—	—
Worker	0.05	0.05	0.05	0.68	0.00	0.00	0.20	0.20	0.00	0.05	0.05	—	183	183	< 0.005	0.01	0.48	186
Vendor	0.00	0.00	0.00	0.00	0.00	0.00	0.00	0.00	0.00	0.00	0.00	—	0.00	0.00	0.00	0.00	0.00	0.00
Hauling	0.16	0.08	5.24	1.47	0.03	0.06	1.28	1.34	0.06	0.36	0.42	—	4,323	4,323	0.08	0.67	7.37	4,533
Daily, Winter (Max)	—	—	—	—	—	—	—	—	—	—	—	—	—	—	—	—	—	—
Average Daily	—	—	—	—	—	—	—	—	—	—	—	—	—	—	—	—	—	—
Worker	< 0.005	< 0.005	< 0.005	0.05	0.00	0.00	0.02	0.02	0.00	< 0.005	< 0.005	—	14.5	14.5	< 0.005	< 0.005	0.02	14.7
Vendor	0.00	0.00	0.00	0.00	0.00	0.00	0.00	0.00	0.00	0.00	0.00	—	0.00	0.00	0.00	0.00	0.00	0.00
Hauling	0.01	0.01	0.45	0.12	< 0.005	0.01	0.11	0.11	0.01	0.03	0.03	—	355	355	0.01	0.06	0.26	372
Annual	—	—	—	—	—	—	—	—	—	—	—	—	—	—	—	—	—	—
Worker	< 0.005	< 0.005	< 0.005	0.01	0.00	0.00	< 0.005	< 0.005	0.00	< 0.005	< 0.005	—	2.40	2.40	< 0.005	< 0.005	< 0.005	2.43
Vendor	0.00	0.00	0.00	0.00	0.00	0.00	0.00	0.00	0.00	0.00	0.00	—	0.00	0.00	0.00	0.00	0.00	0.00
Hauling	< 0.005	< 0.005	0.08	0.02	< 0.005	< 0.005	0.02	0.02	< 0.005	0.01	0.01	—	58.8	58.8	< 0.005	0.01	0.04	61.6

3.5. Building Construction (2030) - Unmitigated

Criteria Pollutants (lb/day for daily, ton/yr for annual) and GHGs (lb/day for daily, MT/yr for annual)

Location	TOG	ROG	NOx	CO	SO2	PM10E	PM10D	PM10T	PM2.5E	PM2.5D	PM2.5T	BCO2	NBCO2	CO2T	CH4	N2O	R	CO2e
Onsite	—	—	—	—	—	—	—	—	—	—	—	—	—	—	—	—	—	—
Daily, Summer (Max)	—	—	—	—	—	—	—	—	—	—	—	—	—	—	—	—	—	—
Off-Road Equipment	1.12	0.94	8.39	12.9	0.02	0.26	—	0.26	0.24	—	0.24	—	2,397	2,397	0.10	0.02	—	2,405
Onsite truck	0.00	0.00	0.00	0.00	0.00	0.00	0.00	0.00	0.00	0.00	0.00	—	0.00	0.00	0.00	0.00	0.00	0.00
Daily, Winter (Max)	—	—	—	—	—	—	—	—	—	—	—	—	—	—	—	—	—	—
Off-Road Equipment	1.12	0.94	8.39	12.9	0.02	0.26	—	0.26	0.24	—	0.24	—	2,397	2,397	0.10	0.02	—	2,405
Onsite truck	0.00	0.00	0.00	0.00	0.00	0.00	0.00	0.00	0.00	0.00	0.00	—	0.00	0.00	0.00	0.00	0.00	0.00
Average Daily	—	—	—	—	—	—	—	—	—	—	—	—	—	—	—	—	—	—
Off-Road Equipment	0.24	0.20	1.79	2.75	< 0.005	0.06	—	0.06	0.05	—	0.05	—	511	511	0.02	< 0.005	—	513
Onsite truck	0.00	0.00	0.00	0.00	0.00	0.00	0.00	0.00	0.00	0.00	0.00	—	0.00	0.00	0.00	0.00	0.00	0.00
Annual	—	—	—	—	—	—	—	—	—	—	—	—	—	—	—	—	—	—
Off-Road Equipment	0.04	0.04	0.33	0.50	< 0.005	0.01	—	0.01	0.01	—	0.01	—	84.6	84.6	< 0.005	< 0.005	—	84.9

Onsite truck	0.00	0.00	0.00	0.00	0.00	0.00	0.00	0.00	0.00	0.00	0.00	—	0.00	0.00	0.00	0.00	0.00	0.00
Offsite	—	—	—	—	—	—	—	—	—	—	—	—	—	—	—	—	—	—
Daily, Summer (Max)	—	—	—	—	—	—	—	—	—	—	—	—	—	—	—	—	—	—
Worker	0.35	0.30	0.29	4.41	0.00	0.00	1.27	1.27	0.00	0.30	0.30	—	1,183	1,183	0.01	0.05	3.13	1,200
Vendor	0.02	0.01	0.44	0.15	< 0.005	< 0.005	0.13	0.13	< 0.005	0.03	0.04	—	405	405	0.01	0.06	0.70	423
Hauling	0.00	0.00	0.00	0.00	0.00	0.00	0.00	0.00	0.00	0.00	0.00	—	0.00	0.00	0.00	0.00	0.00	0.00
Daily, Winter (Max)	—	—	—	—	—	—	—	—	—	—	—	—	—	—	—	—	—	—
Worker	0.35	0.30	0.34	3.96	0.00	0.00	1.27	1.27	0.00	0.30	0.30	—	1,131	1,131	0.02	0.05	0.08	1,145
Vendor	0.01	0.01	0.46	0.15	< 0.005	< 0.005	0.13	0.13	< 0.005	0.03	0.04	—	405	405	0.01	0.06	0.02	423
Hauling	0.00	0.00	0.00	0.00	0.00	0.00	0.00	0.00	0.00	0.00	0.00	—	0.00	0.00	0.00	0.00	0.00	0.00
Average Daily	—	—	—	—	—	—	—	—	—	—	—	—	—	—	—	—	—	—
Worker	0.07	0.06	0.07	0.85	0.00	0.00	0.27	0.27	0.00	0.06	0.06	—	243	243	< 0.005	0.01	0.29	246
Vendor	< 0.005	< 0.005	0.10	0.03	< 0.005	< 0.005	0.03	0.03	< 0.005	0.01	0.01	—	86.3	86.3	< 0.005	0.01	0.06	90.2
Hauling	0.00	0.00	0.00	0.00	0.00	0.00	0.00	0.00	0.00	0.00	0.00	—	0.00	0.00	0.00	0.00	0.00	0.00
Annual	—	—	—	—	—	—	—	—	—	—	—	—	—	—	—	—	—	—
Worker	0.01	0.01	0.01	0.16	0.00	0.00	0.05	0.05	0.00	0.01	0.01	—	40.2	40.2	< 0.005	< 0.005	0.05	40.8
Vendor	< 0.005	< 0.005	0.02	0.01	< 0.005	< 0.005	< 0.005	0.01	< 0.005	< 0.005	< 0.005	—	14.3	14.3	< 0.005	< 0.005	0.01	14.9
Hauling	0.00	0.00	0.00	0.00	0.00	0.00	0.00	0.00	0.00	0.00	0.00	—	0.00	0.00	0.00	0.00	0.00	0.00

3.6. Building Construction (2030) - Mitigated

Criteria Pollutants (lb/day for daily, ton/yr for annual) and GHGs (lb/day for daily, MT/yr for annual)

Location	TOG	ROG	NOx	CO	SO2	PM10E	PM10D	PM10T	PM2.5E	PM2.5D	PM2.5T	BCO2	NBCO2	CO2T	CH4	N2O	R	CO2e
Onsite	—	—	—	—	—	—	—	—	—	—	—	—	—	—	—	—	—	—

Daily, Summer (Max)	—	—	—	—	—	—	—	—	—	—	—	—	—	—	—	—	—	—
Off-Road Equipment	0.35	0.33	2.81	14.8	0.02	0.07	—	0.07	0.07	—	0.07	—	2,397	2,397	0.10	0.02	—	2,405
Onsite truck	0.00	0.00	0.00	0.00	0.00	0.00	0.00	0.00	0.00	0.00	0.00	—	0.00	0.00	0.00	0.00	0.00	0.00
Daily, Winter (Max)	—	—	—	—	—	—	—	—	—	—	—	—	—	—	—	—	—	—
Off-Road Equipment	0.35	0.33	2.81	14.8	0.02	0.07	—	0.07	0.07	—	0.07	—	2,397	2,397	0.10	0.02	—	2,405
Onsite truck	0.00	0.00	0.00	0.00	0.00	0.00	0.00	0.00	0.00	0.00	0.00	—	0.00	0.00	0.00	0.00	0.00	0.00
Average Daily	—	—	—	—	—	—	—	—	—	—	—	—	—	—	—	—	—	—
Off-Road Equipment	0.07	0.07	0.60	3.16	< 0.005	0.02	—	0.02	0.02	—	0.02	—	511	511	0.02	< 0.005	—	513
Onsite truck	0.00	0.00	0.00	0.00	0.00	0.00	0.00	0.00	0.00	0.00	0.00	—	0.00	0.00	0.00	0.00	0.00	0.00
Annual	—	—	—	—	—	—	—	—	—	—	—	—	—	—	—	—	—	—
Off-Road Equipment	0.01	0.01	0.11	0.58	< 0.005	< 0.005	—	< 0.005	< 0.005	—	< 0.005	—	84.6	84.6	< 0.005	< 0.005	—	84.9
Onsite truck	0.00	0.00	0.00	0.00	0.00	0.00	0.00	0.00	0.00	0.00	0.00	—	0.00	0.00	0.00	0.00	0.00	0.00
Offsite	—	—	—	—	—	—	—	—	—	—	—	—	—	—	—	—	—	—
Daily, Summer (Max)	—	—	—	—	—	—	—	—	—	—	—	—	—	—	—	—	—	—

Worker	0.35	0.30	0.29	4.41	0.00	0.00	1.27	1.27	0.00	0.30	0.30	—	1,183	1,183	0.01	0.05	3.13	1,200
Vendor	0.02	0.01	0.44	0.15	< 0.005	< 0.005	0.13	0.13	< 0.005	0.03	0.04	—	405	405	0.01	0.06	0.70	423
Hauling	0.00	0.00	0.00	0.00	0.00	0.00	0.00	0.00	0.00	0.00	0.00	—	0.00	0.00	0.00	0.00	0.00	0.00
Daily, Winter (Max)	—	—	—	—	—	—	—	—	—	—	—	—	—	—	—	—	—	—
Worker	0.35	0.30	0.34	3.96	0.00	0.00	1.27	1.27	0.00	0.30	0.30	—	1,131	1,131	0.02	0.05	0.08	1,145
Vendor	0.01	0.01	0.46	0.15	< 0.005	< 0.005	0.13	0.13	< 0.005	0.03	0.04	—	405	405	0.01	0.06	0.02	423
Hauling	0.00	0.00	0.00	0.00	0.00	0.00	0.00	0.00	0.00	0.00	0.00	—	0.00	0.00	0.00	0.00	0.00	0.00
Average Daily	—	—	—	—	—	—	—	—	—	—	—	—	—	—	—	—	—	—
Worker	0.07	0.06	0.07	0.85	0.00	0.00	0.27	0.27	0.00	0.06	0.06	—	243	243	< 0.005	0.01	0.29	246
Vendor	< 0.005	< 0.005	0.10	0.03	< 0.005	< 0.005	0.03	0.03	< 0.005	0.01	0.01	—	86.3	86.3	< 0.005	0.01	0.06	90.2
Hauling	0.00	0.00	0.00	0.00	0.00	0.00	0.00	0.00	0.00	0.00	0.00	—	0.00	0.00	0.00	0.00	0.00	0.00
Annual	—	—	—	—	—	—	—	—	—	—	—	—	—	—	—	—	—	—
Worker	0.01	0.01	0.01	0.16	0.00	0.00	0.05	0.05	0.00	0.01	0.01	—	40.2	40.2	< 0.005	< 0.005	0.05	40.8
Vendor	< 0.005	< 0.005	0.02	0.01	< 0.005	< 0.005	< 0.005	0.01	< 0.005	< 0.005	< 0.005	—	14.3	14.3	< 0.005	< 0.005	0.01	14.9
Hauling	0.00	0.00	0.00	0.00	0.00	0.00	0.00	0.00	0.00	0.00	0.00	—	0.00	0.00	0.00	0.00	0.00	0.00

3.7. Building Construction (2031) - Unmitigated

Criteria Pollutants (lb/day for daily, ton/yr for annual) and GHGs (lb/day for daily, MT/yr for annual)

Location	TOG	ROG	NOx	CO	SO2	PM10E	PM10D	PM10T	PM2.5E	PM2.5D	PM2.5T	BCO2	NBCO2	CO2T	CH4	N2O	R	CO2e
Onsite	—	—	—	—	—	—	—	—	—	—	—	—	—	—	—	—	—	—
Daily, Summer (Max)	—	—	—	—	—	—	—	—	—	—	—	—	—	—	—	—	—	—
Off-Road Equipment	1.10	0.92	8.12	12.8	0.02	0.24	—	0.24	0.22	—	0.22	—	2,397	2,397	0.10	0.02	—	2,405

Onsite truck	0.00	0.00	0.00	0.00	0.00	0.00	0.00	0.00	0.00	0.00	0.00	—	0.00	0.00	0.00	0.00	0.00	0.00
Daily, Winter (Max)	—	—	—	—	—	—	—	—	—	—	—	—	—	—	—	—	—	—
Off-Road Equipment	1.10	0.92	8.12	12.8	0.02	0.24	—	0.24	0.22	—	0.22	—	2,397	2,397	0.10	0.02	—	2,405
Onsite truck	0.00	0.00	0.00	0.00	0.00	0.00	0.00	0.00	0.00	0.00	0.00	—	0.00	0.00	0.00	0.00	0.00	0.00
Average Daily	—	—	—	—	—	—	—	—	—	—	—	—	—	—	—	—	—	—
Off-Road Equipment	0.69	0.57	5.07	8.02	0.01	0.15	—	0.15	0.14	—	0.14	—	1,496	1,496	0.06	0.01	—	1,501
Onsite truck	0.00	0.00	0.00	0.00	0.00	0.00	0.00	0.00	0.00	0.00	0.00	—	0.00	0.00	0.00	0.00	0.00	0.00
Annual	—	—	—	—	—	—	—	—	—	—	—	—	—	—	—	—	—	—
Off-Road Equipment	0.13	0.10	0.92	1.46	< 0.005	0.03	—	0.03	0.03	—	0.03	—	248	248	0.01	< 0.005	—	249
Onsite truck	0.00	0.00	0.00	0.00	0.00	0.00	0.00	0.00	0.00	0.00	0.00	—	0.00	0.00	0.00	0.00	0.00	0.00
Offsite	—	—	—	—	—	—	—	—	—	—	—	—	—	—	—	—	—	—
Daily, Summer (Max)	—	—	—	—	—	—	—	—	—	—	—	—	—	—	—	—	—	—
Worker	0.33	0.29	0.25	4.09	0.00	0.00	1.27	1.27	0.00	0.30	0.30	—	1,164	1,164	0.01	0.01	2.78	1,169
Vendor	0.02	0.01	0.42	0.14	< 0.005	< 0.005	0.13	0.13	< 0.005	0.03	0.04	—	391	391	0.01	0.06	0.61	410
Hauling	0.00	0.00	0.00	0.00	0.00	0.00	0.00	0.00	0.00	0.00	0.00	—	0.00	0.00	0.00	0.00	0.00	0.00
Daily, Winter (Max)	—	—	—	—	—	—	—	—	—	—	—	—	—	—	—	—	—	—

Worker	0.33	0.29	0.30	3.71	0.00	0.00	1.27	1.27	0.00	0.30	0.30	—	1,113	1,113	0.01	0.05	0.07	1,127
Vendor	0.01	0.01	0.44	0.15	< 0.005	< 0.005	0.13	0.13	< 0.005	0.03	0.04	—	391	391	0.01	0.06	0.02	409
Hauling	0.00	0.00	0.00	0.00	0.00	0.00	0.00	0.00	0.00	0.00	0.00	—	0.00	0.00	0.00	0.00	0.00	0.00
Average Daily	—	—	—	—	—	—	—	—	—	—	—	—	—	—	—	—	—	—
Worker	0.21	0.18	0.18	2.31	0.00	0.00	0.79	0.79	0.00	0.18	0.18	—	700	700	0.01	0.03	0.75	709
Vendor	0.01	0.01	0.27	0.09	< 0.005	< 0.005	0.08	0.08	< 0.005	0.02	0.02	—	244	244	< 0.005	0.04	0.16	256
Hauling	0.00	0.00	0.00	0.00	0.00	0.00	0.00	0.00	0.00	0.00	0.00	—	0.00	0.00	0.00	0.00	0.00	0.00
Annual	—	—	—	—	—	—	—	—	—	—	—	—	—	—	—	—	—	—
Worker	0.04	0.03	0.03	0.42	0.00	0.00	0.14	0.14	0.00	0.03	0.03	—	116	116	< 0.005	< 0.005	0.12	117
Vendor	< 0.005	< 0.005	0.05	0.02	< 0.005	< 0.005	0.01	0.01	< 0.005	< 0.005	< 0.005	—	40.4	40.4	< 0.005	0.01	0.03	42.3
Hauling	0.00	0.00	0.00	0.00	0.00	0.00	0.00	0.00	0.00	0.00	0.00	—	0.00	0.00	0.00	0.00	0.00	0.00

3.8. Building Construction (2031) - Mitigated

Criteria Pollutants (lb/day for daily, ton/yr for annual) and GHGs (lb/day for daily, MT/yr for annual)

Location	TOG	ROG	NOx	CO	SO2	PM10E	PM10D	PM10T	PM2.5E	PM2.5D	PM2.5T	BCO2	NBCO2	CO2T	CH4	N2O	R	CO2e
Onsite	—	—	—	—	—	—	—	—	—	—	—	—	—	—	—	—	—	—
Daily, Summer (Max)	—	—	—	—	—	—	—	—	—	—	—	—	—	—	—	—	—	—
Off-Road Equipment	0.35	0.33	2.81	14.8	0.02	0.07	—	0.07	0.07	—	0.07	—	2,397	2,397	0.10	0.02	—	2,405
Onsite truck	0.00	0.00	0.00	0.00	0.00	0.00	0.00	0.00	0.00	0.00	0.00	—	0.00	0.00	0.00	0.00	0.00	0.00
Daily, Winter (Max)	—	—	—	—	—	—	—	—	—	—	—	—	—	—	—	—	—	—

Off-Road Equipment	0.35	0.33	2.81	14.8	0.02	0.07	—	0.07	0.07	—	0.07	—	2,397	2,397	0.10	0.02	—	2,405
Onsite truck	0.00	0.00	0.00	0.00	0.00	0.00	0.00	0.00	0.00	0.00	0.00	—	0.00	0.00	0.00	0.00	0.00	0.00
Average Daily	—	—	—	—	—	—	—	—	—	—	—	—	—	—	—	—	—	—
Off-Road Equipment	0.22	0.20	1.75	9.25	0.01	0.05	—	0.05	0.04	—	0.04	—	1,496	1,496	0.06	0.01	—	1,501
Onsite truck	0.00	0.00	0.00	0.00	0.00	0.00	0.00	0.00	0.00	0.00	0.00	—	0.00	0.00	0.00	0.00	0.00	0.00
Annual	—	—	—	—	—	—	—	—	—	—	—	—	—	—	—	—	—	—
Off-Road Equipment	0.04	0.04	0.32	1.69	< 0.005	0.01	—	0.01	0.01	—	0.01	—	248	248	0.01	< 0.005	—	249
Onsite truck	0.00	0.00	0.00	0.00	0.00	0.00	0.00	0.00	0.00	0.00	0.00	—	0.00	0.00	0.00	0.00	0.00	0.00
Offsite	—	—	—	—	—	—	—	—	—	—	—	—	—	—	—	—	—	—
Daily, Summer (Max)	—	—	—	—	—	—	—	—	—	—	—	—	—	—	—	—	—	—
Worker	0.33	0.29	0.25	4.09	0.00	0.00	1.27	1.27	0.00	0.30	0.30	—	1,164	1,164	0.01	0.01	2.78	1,169
Vendor	0.02	0.01	0.42	0.14	< 0.005	< 0.005	0.13	0.13	< 0.005	0.03	0.04	—	391	391	0.01	0.06	0.61	410
Hauling	0.00	0.00	0.00	0.00	0.00	0.00	0.00	0.00	0.00	0.00	0.00	—	0.00	0.00	0.00	0.00	0.00	0.00
Daily, Winter (Max)	—	—	—	—	—	—	—	—	—	—	—	—	—	—	—	—	—	—
Worker	0.33	0.29	0.30	3.71	0.00	0.00	1.27	1.27	0.00	0.30	0.30	—	1,113	1,113	0.01	0.05	0.07	1,127
Vendor	0.01	0.01	0.44	0.15	< 0.005	< 0.005	0.13	0.13	< 0.005	0.03	0.04	—	391	391	0.01	0.06	0.02	409
Hauling	0.00	0.00	0.00	0.00	0.00	0.00	0.00	0.00	0.00	0.00	0.00	—	0.00	0.00	0.00	0.00	0.00	0.00

Average Daily	—	—	—	—	—	—	—	—	—	—	—	—	—	—	—	—	—	—
Worker	0.21	0.18	0.18	2.31	0.00	0.00	0.79	0.79	0.00	0.18	0.18	—	700	700	0.01	0.03	0.75	709
Vendor	0.01	0.01	0.27	0.09	< 0.005	< 0.005	0.08	0.08	< 0.005	0.02	0.02	—	244	244	< 0.005	0.04	0.16	256
Hauling	0.00	0.00	0.00	0.00	0.00	0.00	0.00	0.00	0.00	0.00	0.00	—	0.00	0.00	0.00	0.00	0.00	0.00
Annual	—	—	—	—	—	—	—	—	—	—	—	—	—	—	—	—	—	—
Worker	0.04	0.03	0.03	0.42	0.00	0.00	0.14	0.14	0.00	0.03	0.03	—	116	116	< 0.005	< 0.005	0.12	117
Vendor	< 0.005	< 0.005	0.05	0.02	< 0.005	< 0.005	0.01	0.01	< 0.005	< 0.005	< 0.005	—	40.4	40.4	< 0.005	0.01	0.03	42.3
Hauling	0.00	0.00	0.00	0.00	0.00	0.00	0.00	0.00	0.00	0.00	0.00	—	0.00	0.00	0.00	0.00	0.00	0.00

3.9. Paving (2031) - Unmitigated

Criteria Pollutants (lb/day for daily, ton/yr for annual) and GHGs (lb/day for daily, MT/yr for annual)

Location	TOG	ROG	NOx	CO	SO2	PM10E	PM10D	PM10T	PM2.5E	PM2.5D	PM2.5T	BCO2	NBCO2	CO2T	CH4	N2O	R	CO2e
Onsite	—	—	—	—	—	—	—	—	—	—	—	—	—	—	—	—	—	—
Daily, Summer (Max)	—	—	—	—	—	—	—	—	—	—	—	—	—	—	—	—	—	—
Daily, Winter (Max)	—	—	—	—	—	—	—	—	—	—	—	—	—	—	—	—	—	—
Off-Road Equipment	0.75	0.63	6.13	9.88	0.01	0.21	—	0.21	0.19	—	0.19	—	1,511	1,511	0.06	0.01	—	1,516
Paving	0.21	0.21	—	—	—	—	—	—	—	—	—	—	—	—	—	—	—	—
Onsite truck	0.00	0.00	0.00	0.00	0.00	0.00	0.00	0.00	0.00	0.00	0.00	—	0.00	0.00	0.00	0.00	0.00	0.00
Average Daily	—	—	—	—	—	—	—	—	—	—	—	—	—	—	—	—	—	—
Off-Road Equipment	0.06	0.05	0.50	0.81	< 0.005	0.02	—	0.02	0.02	—	0.02	—	124	124	0.01	< 0.005	—	125

Paving	0.02	0.02	—	—	—	—	—	—	—	—	—	—	—	—	—	—	—	—
Onsite truck	0.00	0.00	0.00	0.00	0.00	0.00	0.00	0.00	0.00	0.00	0.00	—	0.00	0.00	0.00	0.00	0.00	0.00
Annual	—	—	—	—	—	—	—	—	—	—	—	—	—	—	—	—	—	—
Off-Road Equipment	0.01	0.01	0.09	0.15	< 0.005	< 0.005	—	< 0.005	< 0.005	—	< 0.005	—	20.6	20.6	< 0.005	< 0.005	—	20.6
Paving	< 0.005	< 0.005	—	—	—	—	—	—	—	—	—	—	—	—	—	—	—	—
Onsite truck	0.00	0.00	0.00	0.00	0.00	0.00	0.00	0.00	0.00	0.00	0.00	—	0.00	0.00	0.00	0.00	0.00	0.00
Offsite	—	—	—	—	—	—	—	—	—	—	—	—	—	—	—	—	—	—
Daily, Summer (Max)	—	—	—	—	—	—	—	—	—	—	—	—	—	—	—	—	—	—
Daily, Winter (Max)	—	—	—	—	—	—	—	—	—	—	—	—	—	—	—	—	—	—
Worker	0.05	0.04	0.05	0.57	0.00	0.00	0.20	0.20	0.00	0.05	0.05	—	172	172	< 0.005	0.01	0.01	175
Vendor	0.00	0.00	0.00	0.00	0.00	0.00	0.00	0.00	0.00	0.00	0.00	—	0.00	0.00	0.00	0.00	0.00	0.00
Hauling	0.00	0.00	0.00	0.00	0.00	0.00	0.00	0.00	0.00	0.00	0.00	—	0.00	0.00	0.00	0.00	0.00	0.00
Average Daily	—	—	—	—	—	—	—	—	—	—	—	—	—	—	—	—	—	—
Worker	< 0.005	< 0.005	< 0.005	0.05	0.00	0.00	0.02	0.02	0.00	< 0.005	< 0.005	—	14.3	14.3	< 0.005	< 0.005	0.02	14.5
Vendor	0.00	0.00	0.00	0.00	0.00	0.00	0.00	0.00	0.00	0.00	0.00	—	0.00	0.00	0.00	0.00	0.00	0.00
Hauling	0.00	0.00	0.00	0.00	0.00	0.00	0.00	0.00	0.00	0.00	0.00	—	0.00	0.00	0.00	0.00	0.00	0.00
Annual	—	—	—	—	—	—	—	—	—	—	—	—	—	—	—	—	—	—
Worker	< 0.005	< 0.005	< 0.005	0.01	0.00	0.00	< 0.005	< 0.005	0.00	< 0.005	< 0.005	—	2.36	2.36	< 0.005	< 0.005	< 0.005	2.39
Vendor	0.00	0.00	0.00	0.00	0.00	0.00	0.00	0.00	0.00	0.00	0.00	—	0.00	0.00	0.00	0.00	0.00	0.00
Hauling	0.00	0.00	0.00	0.00	0.00	0.00	0.00	0.00	0.00	0.00	0.00	—	0.00	0.00	0.00	0.00	0.00	0.00

3.10. Paving (2031) - Mitigated

Criteria Pollutants (lb/day for daily, ton/yr for annual) and GHGs (lb/day for daily, MT/yr for annual)

Location	TOG	ROG	NOx	CO	SO2	PM10E	PM10D	PM10T	PM2.5E	PM2.5D	PM2.5T	BCO2	NBCO2	CO2T	CH4	N2O	R	CO2e
Onsite	—	—	—	—	—	—	—	—	—	—	—	—	—	—	—	—	—	—
Daily, Summer (Max)	—	—	—	—	—	—	—	—	—	—	—	—	—	—	—	—	—	—
Daily, Winter (Max)	—	—	—	—	—	—	—	—	—	—	—	—	—	—	—	—	—	—
Off-Road Equipment	0.16	0.16	1.93	10.6	0.01	0.03	—	0.03	0.03	—	0.03	—	1,511	1,511	0.06	0.01	—	1,516
Paving	0.21	0.21	—	—	—	—	—	—	—	—	—	—	—	—	—	—	—	—
Onsite truck	0.00	0.00	0.00	0.00	0.00	0.00	0.00	0.00	0.00	0.00	0.00	—	0.00	0.00	0.00	0.00	0.00	0.00
Average Daily	—	—	—	—	—	—	—	—	—	—	—	—	—	—	—	—	—	—
Off-Road Equipment	0.01	0.01	0.16	0.87	< 0.005	< 0.005	—	< 0.005	< 0.005	—	< 0.005	—	124	124	0.01	< 0.005	—	125
Paving	0.02	0.02	—	—	—	—	—	—	—	—	—	—	—	—	—	—	—	—
Onsite truck	0.00	0.00	0.00	0.00	0.00	0.00	0.00	0.00	0.00	0.00	0.00	—	0.00	0.00	0.00	0.00	0.00	0.00
Annual	—	—	—	—	—	—	—	—	—	—	—	—	—	—	—	—	—	—
Off-Road Equipment	< 0.005	< 0.005	0.03	0.16	< 0.005	< 0.005	—	< 0.005	< 0.005	—	< 0.005	—	20.6	20.6	< 0.005	< 0.005	—	20.6
Paving	< 0.005	< 0.005	—	—	—	—	—	—	—	—	—	—	—	—	—	—	—	—
Onsite truck	0.00	0.00	0.00	0.00	0.00	0.00	0.00	0.00	0.00	0.00	0.00	—	0.00	0.00	0.00	0.00	0.00	0.00
Offsite	—	—	—	—	—	—	—	—	—	—	—	—	—	—	—	—	—	—

Daily, Summer (Max)	—	—	—	—	—	—	—	—	—	—	—	—	—	—	—	—	—	—
Daily, Winter (Max)	—	—	—	—	—	—	—	—	—	—	—	—	—	—	—	—	—	—
Worker	0.05	0.04	0.05	0.57	0.00	0.00	0.20	0.20	0.00	0.05	0.05	—	172	172	< 0.005	0.01	0.01	175
Vendor	0.00	0.00	0.00	0.00	0.00	0.00	0.00	0.00	0.00	0.00	0.00	—	0.00	0.00	0.00	0.00	0.00	0.00
Hauling	0.00	0.00	0.00	0.00	0.00	0.00	0.00	0.00	0.00	0.00	0.00	—	0.00	0.00	0.00	0.00	0.00	0.00
Average Daily	—	—	—	—	—	—	—	—	—	—	—	—	—	—	—	—	—	—
Worker	< 0.005	< 0.005	< 0.005	0.05	0.00	0.00	0.02	0.02	0.00	< 0.005	< 0.005	—	14.3	14.3	< 0.005	< 0.005	0.02	14.5
Vendor	0.00	0.00	0.00	0.00	0.00	0.00	0.00	0.00	0.00	0.00	0.00	—	0.00	0.00	0.00	0.00	0.00	0.00
Hauling	0.00	0.00	0.00	0.00	0.00	0.00	0.00	0.00	0.00	0.00	0.00	—	0.00	0.00	0.00	0.00	0.00	0.00
Annual	—	—	—	—	—	—	—	—	—	—	—	—	—	—	—	—	—	—
Worker	< 0.005	< 0.005	< 0.005	0.01	0.00	0.00	< 0.005	< 0.005	0.00	< 0.005	< 0.005	—	2.36	2.36	< 0.005	< 0.005	< 0.005	2.39
Vendor	0.00	0.00	0.00	0.00	0.00	0.00	0.00	0.00	0.00	0.00	0.00	—	0.00	0.00	0.00	0.00	0.00	0.00
Hauling	0.00	0.00	0.00	0.00	0.00	0.00	0.00	0.00	0.00	0.00	0.00	—	0.00	0.00	0.00	0.00	0.00	0.00

3.11. Architectural Coating (2031) - Unmitigated

Criteria Pollutants (lb/day for daily, ton/yr for annual) and GHGs (lb/day for daily, MT/yr for annual)

Location	TOG	ROG	NOx	CO	SO2	PM10E	PM10D	PM10T	PM2.5E	PM2.5D	PM2.5T	BCO2	NBCO2	CO2T	CH4	N2O	R	CO2e
Onsite	—	—	—	—	—	—	—	—	—	—	—	—	—	—	—	—	—	—
Daily, Summer (Max)	—	—	—	—	—	—	—	—	—	—	—	—	—	—	—	—	—	—
Off-Road Equipment	0.12	0.10	0.78	1.10	< 0.005	0.01	—	0.01	0.01	—	0.01	—	134	134	0.01	< 0.005	—	134

Architectural Coating	23.2	23.2	—	—	—	—	—	—	—	—	—	—	—	—	—	—	—	—
Onsite truck	0.00	0.00	0.00	0.00	0.00	0.00	0.00	0.00	0.00	0.00	0.00	—	0.00	0.00	0.00	0.00	0.00	0.00
Daily, Winter (Max)	—	—	—	—	—	—	—	—	—	—	—	—	—	—	—	—	—	—
Off-Road Equipment	0.12	0.10	0.78	1.10	< 0.005	0.01	—	0.01	0.01	—	0.01	—	134	134	0.01	< 0.005	—	134
Architectural Coatings	23.2	23.2	—	—	—	—	—	—	—	—	—	—	—	—	—	—	—	—
Onsite truck	0.00	0.00	0.00	0.00	0.00	0.00	0.00	0.00	0.00	0.00	0.00	—	0.00	0.00	0.00	0.00	0.00	0.00
Average Daily	—	—	—	—	—	—	—	—	—	—	—	—	—	—	—	—	—	—
Off-Road Equipment	0.01	0.01	0.09	0.12	< 0.005	< 0.005	—	< 0.005	< 0.005	—	< 0.005	—	14.6	14.6	< 0.005	< 0.005	—	14.7
Architectural Coatings	2.54	2.54	—	—	—	—	—	—	—	—	—	—	—	—	—	—	—	—
Onsite truck	0.00	0.00	0.00	0.00	0.00	0.00	0.00	0.00	0.00	0.00	0.00	—	0.00	0.00	0.00	0.00	0.00	0.00
Annual	—	—	—	—	—	—	—	—	—	—	—	—	—	—	—	—	—	—
Off-Road Equipment	< 0.005	< 0.005	0.02	0.02	< 0.005	< 0.005	—	< 0.005	< 0.005	—	< 0.005	—	2.42	2.42	< 0.005	< 0.005	—	2.43

Architectural Coatings	0.46	0.46	—	—	—	—	—	—	—	—	—	—	—	—	—	—	—	—
Onsite truck	0.00	0.00	0.00	0.00	0.00	0.00	0.00	0.00	0.00	0.00	0.00	—	0.00	0.00	0.00	0.00	0.00	0.00
Offsite	—	—	—	—	—	—	—	—	—	—	—	—	—	—	—	—	—	—
Daily, Summer (Max)	—	—	—	—	—	—	—	—	—	—	—	—	—	—	—	—	—	—
Worker	0.07	0.06	0.05	0.82	0.00	0.00	0.25	0.25	0.00	0.06	0.06	—	233	233	< 0.005	< 0.005	0.56	234
Vendor	0.00	0.00	0.00	0.00	0.00	0.00	0.00	0.00	0.00	0.00	0.00	—	0.00	0.00	0.00	0.00	0.00	0.00
Hauling	0.00	0.00	0.00	0.00	0.00	0.00	0.00	0.00	0.00	0.00	0.00	—	0.00	0.00	0.00	0.00	0.00	0.00
Daily, Winter (Max)	—	—	—	—	—	—	—	—	—	—	—	—	—	—	—	—	—	—
Worker	0.07	0.06	0.06	0.74	0.00	0.00	0.25	0.25	0.00	0.06	0.06	—	223	223	< 0.005	0.01	0.01	225
Vendor	0.00	0.00	0.00	0.00	0.00	0.00	0.00	0.00	0.00	0.00	0.00	—	0.00	0.00	0.00	0.00	0.00	0.00
Hauling	0.00	0.00	0.00	0.00	0.00	0.00	0.00	0.00	0.00	0.00	0.00	—	0.00	0.00	0.00	0.00	0.00	0.00
Average Daily	—	—	—	—	—	—	—	—	—	—	—	—	—	—	—	—	—	—
Worker	0.01	0.01	0.01	0.08	0.00	0.00	0.03	0.03	0.00	0.01	0.01	—	24.6	24.6	< 0.005	< 0.005	0.03	24.9
Vendor	0.00	0.00	0.00	0.00	0.00	0.00	0.00	0.00	0.00	0.00	0.00	—	0.00	0.00	0.00	0.00	0.00	0.00
Hauling	0.00	0.00	0.00	0.00	0.00	0.00	0.00	0.00	0.00	0.00	0.00	—	0.00	0.00	0.00	0.00	0.00	0.00
Annual	—	—	—	—	—	—	—	—	—	—	—	—	—	—	—	—	—	—
Worker	< 0.005	< 0.005	< 0.005	0.01	0.00	0.00	0.01	0.01	0.00	< 0.005	< 0.005	—	4.07	4.07	< 0.005	< 0.005	< 0.005	4.12
Vendor	0.00	0.00	0.00	0.00	0.00	0.00	0.00	0.00	0.00	0.00	0.00	—	0.00	0.00	0.00	0.00	0.00	0.00
Hauling	0.00	0.00	0.00	0.00	0.00	0.00	0.00	0.00	0.00	0.00	0.00	—	0.00	0.00	0.00	0.00	0.00	0.00

3.12. Architectural Coating (2031) - Mitigated

Criteria Pollutants (lb/day for daily, ton/yr for annual) and GHGs (lb/day for daily, MT/yr for annual)

Location	TOG	ROG	NOx	CO	SO2	PM10E	PM10D	PM10T	PM2.5E	PM2.5D	PM2.5T	BCO2	NBCO2	CO2T	CH4	N2O	R	CO2e
Onsite	—	—	—	—	—	—	—	—	—	—	—	—	—	—	—	—	—	—
Daily, Summer (Max)	—	—	—	—	—	—	—	—	—	—	—	—	—	—	—	—	—	—
Off-Road Equipment	0.02	0.02	0.65	0.96	< 0.005	< 0.005	—	< 0.005	< 0.005	—	< 0.005	—	134	134	0.01	< 0.005	—	134
Architectural Coatings	23.2	23.2	—	—	—	—	—	—	—	—	—	—	—	—	—	—	—	—
Onsite truck	0.00	0.00	0.00	0.00	0.00	0.00	0.00	0.00	0.00	0.00	0.00	—	0.00	0.00	0.00	0.00	0.00	0.00
Daily, Winter (Max)	—	—	—	—	—	—	—	—	—	—	—	—	—	—	—	—	—	—
Off-Road Equipment	0.02	0.02	0.65	0.96	< 0.005	< 0.005	—	< 0.005	< 0.005	—	< 0.005	—	134	134	0.01	< 0.005	—	134
Architectural Coatings	23.2	23.2	—	—	—	—	—	—	—	—	—	—	—	—	—	—	—	—
Onsite truck	0.00	0.00	0.00	0.00	0.00	0.00	0.00	0.00	0.00	0.00	0.00	—	0.00	0.00	0.00	0.00	0.00	0.00
Average Daily	—	—	—	—	—	—	—	—	—	—	—	—	—	—	—	—	—	—
Off-Road Equipment	< 0.005	< 0.005	0.07	0.11	< 0.005	< 0.005	—	< 0.005	< 0.005	—	< 0.005	—	14.6	14.6	< 0.005	< 0.005	—	14.7
Architectural Coatings	2.54	2.54	—	—	—	—	—	—	—	—	—	—	—	—	—	—	—	—

Onsite truck	0.00	0.00	0.00	0.00	0.00	0.00	0.00	0.00	0.00	0.00	0.00	—	0.00	0.00	0.00	0.00	0.00	0.00
Annual	—	—	—	—	—	—	—	—	—	—	—	—	—	—	—	—	—	—
Off-Road Equipment	< 0.005	< 0.005	0.01	0.02	< 0.005	< 0.005	—	< 0.005	< 0.005	—	< 0.005	—	2.42	2.42	< 0.005	< 0.005	—	2.43
Architectural Coatings	0.46	0.46	—	—	—	—	—	—	—	—	—	—	—	—	—	—	—	—
Onsite truck	0.00	0.00	0.00	0.00	0.00	0.00	0.00	0.00	0.00	0.00	0.00	—	0.00	0.00	0.00	0.00	0.00	0.00
Offsite	—	—	—	—	—	—	—	—	—	—	—	—	—	—	—	—	—	—
Daily, Summer (Max)	—	—	—	—	—	—	—	—	—	—	—	—	—	—	—	—	—	—
Worker	0.07	0.06	0.05	0.82	0.00	0.00	0.25	0.25	0.00	0.06	0.06	—	233	233	< 0.005	< 0.005	0.56	234
Vendor	0.00	0.00	0.00	0.00	0.00	0.00	0.00	0.00	0.00	0.00	0.00	—	0.00	0.00	0.00	0.00	0.00	0.00
Hauling	0.00	0.00	0.00	0.00	0.00	0.00	0.00	0.00	0.00	0.00	0.00	—	0.00	0.00	0.00	0.00	0.00	0.00
Daily, Winter (Max)	—	—	—	—	—	—	—	—	—	—	—	—	—	—	—	—	—	—
Worker	0.07	0.06	0.06	0.74	0.00	0.00	0.25	0.25	0.00	0.06	0.06	—	223	223	< 0.005	0.01	0.01	225
Vendor	0.00	0.00	0.00	0.00	0.00	0.00	0.00	0.00	0.00	0.00	0.00	—	0.00	0.00	0.00	0.00	0.00	0.00
Hauling	0.00	0.00	0.00	0.00	0.00	0.00	0.00	0.00	0.00	0.00	0.00	—	0.00	0.00	0.00	0.00	0.00	0.00
Average Daily	—	—	—	—	—	—	—	—	—	—	—	—	—	—	—	—	—	—
Worker	0.01	0.01	0.01	0.08	0.00	0.00	0.03	0.03	0.00	0.01	0.01	—	24.6	24.6	< 0.005	< 0.005	0.03	24.9
Vendor	0.00	0.00	0.00	0.00	0.00	0.00	0.00	0.00	0.00	0.00	0.00	—	0.00	0.00	0.00	0.00	0.00	0.00
Hauling	0.00	0.00	0.00	0.00	0.00	0.00	0.00	0.00	0.00	0.00	0.00	—	0.00	0.00	0.00	0.00	0.00	0.00
Annual	—	—	—	—	—	—	—	—	—	—	—	—	—	—	—	—	—	—
Worker	< 0.005	< 0.005	< 0.005	0.01	0.00	0.00	0.01	0.01	0.00	< 0.005	< 0.005	—	4.07	4.07	< 0.005	< 0.005	< 0.005	4.12

Vendor	0.00	0.00	0.00	0.00	0.00	0.00	0.00	0.00	0.00	0.00	0.00	—	0.00	0.00	0.00	0.00	0.00	0.00
Hauling	0.00	0.00	0.00	0.00	0.00	0.00	0.00	0.00	0.00	0.00	0.00	—	0.00	0.00	0.00	0.00	0.00	0.00

4. Operations Emissions Details

4.1. Mobile Emissions by Land Use

4.1.1. Unmitigated

Criteria Pollutants (lb/day for daily, ton/yr for annual) and GHGs (lb/day for daily, MT/yr for annual)

Land Use	TOG	ROG	NOx	CO	SO2	PM10E	PM10D	PM10T	PM2.5E	PM2.5D	PM2.5T	BCO2	NBCO2	CO2T	CH4	N2O	R	CO2e
Daily, Summer (Max)	—	—	—	—	—	—	—	—	—	—	—	—	—	—	—	—	—	—
Apartments Mid Rise	2.33	2.15	1.56	16.5	0.05	0.03	4.84	4.87	0.02	1.23	1.25	—	4,689	4,689	0.17	0.18	9.37	4,758
Parking Lot	0.00	0.00	0.00	0.00	0.00	0.00	0.00	0.00	0.00	0.00	0.00	—	0.00	0.00	0.00	0.00	0.00	0.00
Health Club	0.00	0.00	0.00	0.00	0.00	0.00	0.00	0.00	0.00	0.00	0.00	—	0.00	0.00	0.00	0.00	0.00	0.00
Industrial Park	0.00	0.00	0.00	0.00	0.00	0.00	0.00	0.00	0.00	0.00	0.00	—	0.00	0.00	0.00	0.00	0.00	0.00
Total	2.33	2.15	1.56	16.5	0.05	0.03	4.84	4.87	0.02	1.23	1.25	—	4,689	4,689	0.17	0.18	9.37	4,758
Daily, Winter (Max)	—	—	—	—	—	—	—	—	—	—	—	—	—	—	—	—	—	—
Apartments Mid Rise	2.31	2.13	1.75	16.1	0.04	0.03	4.84	4.87	0.02	1.23	1.25	—	4,528	4,528	0.18	0.20	0.24	4,591
Parking Lot	0.00	0.00	0.00	0.00	0.00	0.00	0.00	0.00	0.00	0.00	0.00	—	0.00	0.00	0.00	0.00	0.00	0.00

Health Club	0.00	0.00	0.00	0.00	0.00	0.00	0.00	0.00	0.00	0.00	0.00	—	0.00	0.00	0.00	0.00	0.00	0.00
Industrial Park	0.00	0.00	0.00	0.00	0.00	0.00	0.00	0.00	0.00	0.00	0.00	—	0.00	0.00	0.00	0.00	0.00	0.00
Total	2.31	2.13	1.75	16.1	0.04	0.03	4.84	4.87	0.02	1.23	1.25	—	4,528	4,528	0.18	0.20	0.24	4,591
Annual	—	—	—	—	—	—	—	—	—	—	—	—	—	—	—	—	—	—
Apartments Mid Rise	0.42	0.39	0.31	2.90	0.01	< 0.005	0.88	0.89	< 0.005	0.22	0.23	—	754	754	0.03	0.03	0.67	765
Parking Lot	0.00	0.00	0.00	0.00	0.00	0.00	0.00	0.00	0.00	0.00	0.00	—	0.00	0.00	0.00	0.00	0.00	0.00
Health Club	0.00	0.00	0.00	0.00	0.00	0.00	0.00	0.00	0.00	0.00	0.00	—	0.00	0.00	0.00	0.00	0.00	0.00
Industrial Park	0.00	0.00	0.00	0.00	0.00	0.00	0.00	0.00	0.00	0.00	0.00	—	0.00	0.00	0.00	0.00	0.00	0.00
Total	0.42	0.39	0.31	2.90	0.01	< 0.005	0.88	0.89	< 0.005	0.22	0.23	—	754	754	0.03	0.03	0.67	765

4.1.2. Mitigated

Criteria Pollutants (lb/day for daily, ton/yr for annual) and GHGs (lb/day for daily, MT/yr for annual)

Land Use	TOG	ROG	NOx	CO	SO2	PM10E	PM10D	PM10T	PM2.5E	PM2.5D	PM2.5T	BCO2	NBCO2	CO2T	CH4	N2O	R	CO2e
Daily, Summer (Max)	—	—	—	—	—	—	—	—	—	—	—	—	—	—	—	—	—	—
Apartments Mid Rise	2.33	2.15	1.56	16.5	0.05	0.03	4.84	4.87	0.02	1.23	1.25	—	4,689	4,689	0.17	0.18	9.37	4,758
Parking Lot	0.00	0.00	0.00	0.00	0.00	0.00	0.00	0.00	0.00	0.00	0.00	—	0.00	0.00	0.00	0.00	0.00	0.00
Health Club	0.00	0.00	0.00	0.00	0.00	0.00	0.00	0.00	0.00	0.00	0.00	—	0.00	0.00	0.00	0.00	0.00	0.00

Industrial	0.00	0.00	0.00	0.00	0.00	0.00	0.00	0.00	0.00	0.00	0.00	—	0.00	0.00	0.00	0.00	0.00	0.00
Total	2.33	2.15	1.56	16.5	0.05	0.03	4.84	4.87	0.02	1.23	1.25	—	4,689	4,689	0.17	0.18	9.37	4,758
Daily, Winter (Max)	—	—	—	—	—	—	—	—	—	—	—	—	—	—	—	—	—	—
Apartments Mid Rise	2.31	2.13	1.75	16.1	0.04	0.03	4.84	4.87	0.02	1.23	1.25	—	4,528	4,528	0.18	0.20	0.24	4,591
Parking Lot	0.00	0.00	0.00	0.00	0.00	0.00	0.00	0.00	0.00	0.00	0.00	—	0.00	0.00	0.00	0.00	0.00	0.00
Health Club	0.00	0.00	0.00	0.00	0.00	0.00	0.00	0.00	0.00	0.00	0.00	—	0.00	0.00	0.00	0.00	0.00	0.00
Industrial Park	0.00	0.00	0.00	0.00	0.00	0.00	0.00	0.00	0.00	0.00	0.00	—	0.00	0.00	0.00	0.00	0.00	0.00
Total	2.31	2.13	1.75	16.1	0.04	0.03	4.84	4.87	0.02	1.23	1.25	—	4,528	4,528	0.18	0.20	0.24	4,591
Annual	—	—	—	—	—	—	—	—	—	—	—	—	—	—	—	—	—	—
Apartments Mid Rise	0.42	0.39	0.31	2.90	0.01	< 0.005	0.88	0.89	< 0.005	0.22	0.23	—	754	754	0.03	0.03	0.67	765
Parking Lot	0.00	0.00	0.00	0.00	0.00	0.00	0.00	0.00	0.00	0.00	0.00	—	0.00	0.00	0.00	0.00	0.00	0.00
Health Club	0.00	0.00	0.00	0.00	0.00	0.00	0.00	0.00	0.00	0.00	0.00	—	0.00	0.00	0.00	0.00	0.00	0.00
Industrial Park	0.00	0.00	0.00	0.00	0.00	0.00	0.00	0.00	0.00	0.00	0.00	—	0.00	0.00	0.00	0.00	0.00	0.00
Total	0.42	0.39	0.31	2.90	0.01	< 0.005	0.88	0.89	< 0.005	0.22	0.23	—	754	754	0.03	0.03	0.67	765

4.2. Energy

4.2.1. Electricity Emissions By Land Use - Unmitigated

Criteria Pollutants (lb/day for daily, ton/yr for annual) and GHGs (lb/day for daily, MT/yr for annual)

Land Use	TOG	ROG	NOx	CO	SO2	PM10E	PM10D	PM10T	PM2.5E	PM2.5D	PM2.5T	BCO2	NBCO2	CO2T	CH4	N2O	R	CO2e
Daily, Summer (Max)	—	—	—	—	—	—	—	—	—	—	—	—	—	—	—	—	—	—
Apartments Mid Rise	—	—	—	—	—	—	—	—	—	—	—	—	699	699	0.09	0.01	—	705
Parking Lot	—	—	—	—	—	—	—	—	—	—	—	—	64.6	64.6	0.01	< 0.005	—	65.1
Health Club	—	—	—	—	—	—	—	—	—	—	—	—	271	271	0.03	< 0.005	—	273
Industrial Park	—	—	—	—	—	—	—	—	—	—	—	—	11.6	11.6	< 0.005	< 0.005	—	11.7
Total	—	—	—	—	—	—	—	—	—	—	—	—	1,047	1,047	0.13	0.02	—	1,055
Daily, Winter (Max)	—	—	—	—	—	—	—	—	—	—	—	—	—	—	—	—	—	—
Apartments Mid Rise	—	—	—	—	—	—	—	—	—	—	—	—	699	699	0.09	0.01	—	705
Parking Lot	—	—	—	—	—	—	—	—	—	—	—	—	64.6	64.6	0.01	< 0.005	—	65.1
Health Club	—	—	—	—	—	—	—	—	—	—	—	—	271	271	0.03	< 0.005	—	273
Industrial Park	—	—	—	—	—	—	—	—	—	—	—	—	11.6	11.6	< 0.005	< 0.005	—	11.7
Total	—	—	—	—	—	—	—	—	—	—	—	—	1,047	1,047	0.13	0.02	—	1,055
Annual	—	—	—	—	—	—	—	—	—	—	—	—	—	—	—	—	—	—
Apartments Mid Rise	—	—	—	—	—	—	—	—	—	—	—	—	116	116	0.01	< 0.005	—	117
Parking Lot	—	—	—	—	—	—	—	—	—	—	—	—	10.7	10.7	< 0.005	< 0.005	—	10.8

Health Club	—	—	—	—	—	—	—	—	—	—	—	—	44.9	44.9	0.01	< 0.005	—	45.2
Industrial Park	—	—	—	—	—	—	—	—	—	—	—	—	1.92	1.92	< 0.005	< 0.005	—	1.93
Total	—	—	—	—	—	—	—	—	—	—	—	—	173	173	0.02	< 0.005	—	175

4.2.2. Electricity Emissions By Land Use - Mitigated

Criteria Pollutants (lb/day for daily, ton/yr for annual) and GHGs (lb/day for daily, MT/yr for annual)

Land Use	TOG	ROG	NOx	CO	SO2	PM10E	PM10D	PM10T	PM2.5E	PM2.5D	PM2.5T	BCO2	NBCO2	CO2T	CH4	N2O	R	CO2e
Daily, Summer (Max)	—	—	—	—	—	—	—	—	—	—	—	—	—	—	—	—	—	—
Apartments Mid Rise	—	—	—	—	—	—	—	—	—	—	—	—	699	699	0.09	0.01	—	705
Parking Lot	—	—	—	—	—	—	—	—	—	—	—	—	64.6	64.6	0.01	< 0.005	—	65.1
Health Club	—	—	—	—	—	—	—	—	—	—	—	—	271	271	0.03	< 0.005	—	273
Industrial Park	—	—	—	—	—	—	—	—	—	—	—	—	11.6	11.6	< 0.005	< 0.005	—	11.7
Total	—	—	—	—	—	—	—	—	—	—	—	—	1,047	1,047	0.13	0.02	—	1,055
Daily, Winter (Max)	—	—	—	—	—	—	—	—	—	—	—	—	—	—	—	—	—	—
Apartments Mid Rise	—	—	—	—	—	—	—	—	—	—	—	—	699	699	0.09	0.01	—	705
Parking Lot	—	—	—	—	—	—	—	—	—	—	—	—	64.6	64.6	0.01	< 0.005	—	65.1
Health Club	—	—	—	—	—	—	—	—	—	—	—	—	271	271	0.03	< 0.005	—	273

Industrial Park	—	—	—	—	—	—	—	—	—	—	—	—	11.6	11.6	< 0.005	< 0.005	—	11.7
Total	—	—	—	—	—	—	—	—	—	—	—	—	1,047	1,047	0.13	0.02	—	1,055
Annual	—	—	—	—	—	—	—	—	—	—	—	—	—	—	—	—	—	—
Apartments Mid Rise	—	—	—	—	—	—	—	—	—	—	—	—	116	116	0.01	< 0.005	—	117
Parking Lot	—	—	—	—	—	—	—	—	—	—	—	—	10.7	10.7	< 0.005	< 0.005	—	10.8
Health Club	—	—	—	—	—	—	—	—	—	—	—	—	44.9	44.9	0.01	< 0.005	—	45.2
Industrial Park	—	—	—	—	—	—	—	—	—	—	—	—	1.92	1.92	< 0.005	< 0.005	—	1.93
Total	—	—	—	—	—	—	—	—	—	—	—	—	173	173	0.02	< 0.005	—	175

4.2.3. Natural Gas Emissions By Land Use - Unmitigated

Criteria Pollutants (lb/day for daily, ton/yr for annual) and GHGs (lb/day for daily, MT/yr for annual)

Land Use	TOG	ROG	NOx	CO	SO2	PM10E	PM10D	PM10T	PM2.5E	PM2.5D	PM2.5T	BCO2	NBCO2	CO2T	CH4	N2O	R	CO2e
Daily, Summer (Max)	—	—	—	—	—	—	—	—	—	—	—	—	—	—	—	—	—	—
Apartments Mid Rise	0.00	0.00	0.00	0.00	0.00	0.00	—	0.00	0.00	—	0.00	—	0.00	0.00	0.00	0.00	—	0.00
Parking Lot	0.00	0.00	0.00	0.00	0.00	0.00	—	0.00	0.00	—	0.00	—	0.00	0.00	0.00	0.00	—	0.00
Health Club	0.00	0.00	0.00	0.00	0.00	0.00	—	0.00	0.00	—	0.00	—	0.00	0.00	0.00	0.00	—	0.00
Industrial Park	0.00	0.00	0.00	0.00	0.00	0.00	—	0.00	0.00	—	0.00	—	0.00	0.00	0.00	0.00	—	0.00
Total	0.00	0.00	0.00	0.00	0.00	0.00	—	0.00	0.00	—	0.00	—	0.00	0.00	0.00	0.00	—	0.00

Daily, Winter (Max)	—	—	—	—	—	—	—	—	—	—	—	—	—	—	—	—	—	—
Apartments Mid Rise	0.00	0.00	0.00	0.00	0.00	0.00	—	0.00	0.00	—	0.00	—	0.00	0.00	0.00	0.00	—	0.00
Parking Lot	0.00	0.00	0.00	0.00	0.00	0.00	—	0.00	0.00	—	0.00	—	0.00	0.00	0.00	0.00	—	0.00
Health Club	0.00	0.00	0.00	0.00	0.00	0.00	—	0.00	0.00	—	0.00	—	0.00	0.00	0.00	0.00	—	0.00
Industrial Park	0.00	0.00	0.00	0.00	0.00	0.00	—	0.00	0.00	—	0.00	—	0.00	0.00	0.00	0.00	—	0.00
Total	0.00	0.00	0.00	0.00	0.00	0.00	—	0.00	0.00	—	0.00	—	0.00	0.00	0.00	0.00	—	0.00
Annual	—	—	—	—	—	—	—	—	—	—	—	—	—	—	—	—	—	—
Apartments Mid Rise	0.00	0.00	0.00	0.00	0.00	0.00	—	0.00	0.00	—	0.00	—	0.00	0.00	0.00	0.00	—	0.00
Parking Lot	0.00	0.00	0.00	0.00	0.00	0.00	—	0.00	0.00	—	0.00	—	0.00	0.00	0.00	0.00	—	0.00
Health Club	0.00	0.00	0.00	0.00	0.00	0.00	—	0.00	0.00	—	0.00	—	0.00	0.00	0.00	0.00	—	0.00
Industrial Park	0.00	0.00	0.00	0.00	0.00	0.00	—	0.00	0.00	—	0.00	—	0.00	0.00	0.00	0.00	—	0.00
Total	0.00	0.00	0.00	0.00	0.00	0.00	—	0.00	0.00	—	0.00	—	0.00	0.00	0.00	0.00	—	0.00

4.2.4. Natural Gas Emissions By Land Use - Mitigated

Criteria Pollutants (lb/day for daily, ton/yr for annual) and GHGs (lb/day for daily, MT/yr for annual)

Land Use	TOG	ROG	NOx	CO	SO2	PM10E	PM10D	PM10T	PM2.5E	PM2.5D	PM2.5T	BCO2	NBCO2	CO2T	CH4	N2O	R	CO2e
Daily, Summer (Max)	—	—	—	—	—	—	—	—	—	—	—	—	—	—	—	—	—	—

Apartme Mid Rise	0.00	0.00	0.00	0.00	0.00	0.00	—	0.00	0.00	—	0.00	—	0.00	0.00	0.00	0.00	—	0.00
Parking Lot	0.00	0.00	0.00	0.00	0.00	0.00	—	0.00	0.00	—	0.00	—	0.00	0.00	0.00	0.00	—	0.00
Health Club	0.00	0.00	0.00	0.00	0.00	0.00	—	0.00	0.00	—	0.00	—	0.00	0.00	0.00	0.00	—	0.00
Industrial Park	0.00	0.00	0.00	0.00	0.00	0.00	—	0.00	0.00	—	0.00	—	0.00	0.00	0.00	0.00	—	0.00
Total	0.00	0.00	0.00	0.00	0.00	0.00	—	0.00	0.00	—	0.00	—	0.00	0.00	0.00	0.00	—	0.00
Daily, Winter (Max)	—	—	—	—	—	—	—	—	—	—	—	—	—	—	—	—	—	—
Apartments Mid Rise	0.00	0.00	0.00	0.00	0.00	0.00	—	0.00	0.00	—	0.00	—	0.00	0.00	0.00	0.00	—	0.00
Parking Lot	0.00	0.00	0.00	0.00	0.00	0.00	—	0.00	0.00	—	0.00	—	0.00	0.00	0.00	0.00	—	0.00
Health Club	0.00	0.00	0.00	0.00	0.00	0.00	—	0.00	0.00	—	0.00	—	0.00	0.00	0.00	0.00	—	0.00
Industrial Park	0.00	0.00	0.00	0.00	0.00	0.00	—	0.00	0.00	—	0.00	—	0.00	0.00	0.00	0.00	—	0.00
Total	0.00	0.00	0.00	0.00	0.00	0.00	—	0.00	0.00	—	0.00	—	0.00	0.00	0.00	0.00	—	0.00
Annual	—	—	—	—	—	—	—	—	—	—	—	—	—	—	—	—	—	—
Apartments Mid Rise	0.00	0.00	0.00	0.00	0.00	0.00	—	0.00	0.00	—	0.00	—	0.00	0.00	0.00	0.00	—	0.00
Parking Lot	0.00	0.00	0.00	0.00	0.00	0.00	—	0.00	0.00	—	0.00	—	0.00	0.00	0.00	0.00	—	0.00
Health Club	0.00	0.00	0.00	0.00	0.00	0.00	—	0.00	0.00	—	0.00	—	0.00	0.00	0.00	0.00	—	0.00
Industrial Park	0.00	0.00	0.00	0.00	0.00	0.00	—	0.00	0.00	—	0.00	—	0.00	0.00	0.00	0.00	—	0.00

Total	0.00	0.00	0.00	0.00	0.00	0.00	—	0.00	0.00	—	0.00	—	0.00	0.00	0.00	0.00	—	0.00

4.3. Area Emissions by Source

4.3.1. Unmitigated

Criteria Pollutants (lb/day for daily, ton/yr for annual) and GHGs (lb/day for daily, MT/yr for annual)

Source	TOG	ROG	NOx	CO	SO2	PM10E	PM10D	PM10T	PM2.5E	PM2.5D	PM2.5T	BCO2	NBCO2	CO2T	CH4	N2O	R	CO2e
Daily, Summer (Max)	—	—	—	—	—	—	—	—	—	—	—	—	—	—	—	—	—	—
Hearths	0.00	0.00	0.00	0.00	0.00	0.00	—	0.00	0.00	—	0.00	0.00	0.00	0.00	0.00	0.00	—	0.00
Consumer Products	3.10	3.10	—	—	—	—	—	—	—	—	—	—	—	—	—	—	—	—
Architectural Coatings	0.25	0.25	—	—	—	—	—	—	—	—	—	—	—	—	—	—	—	—
Landscape Equipment	0.72	0.68	0.07	7.71	< 0.005	< 0.005	—	< 0.005	< 0.005	—	< 0.005	—	20.8	20.8	< 0.005	< 0.005	—	20.9
Total	4.07	4.03	0.07	7.71	< 0.005	< 0.005	—	< 0.005	< 0.005	—	< 0.005	0.00	20.8	20.8	< 0.005	< 0.005	—	20.9
Daily, Winter (Max)	—	—	—	—	—	—	—	—	—	—	—	—	—	—	—	—	—	—
Hearths	0.00	0.00	0.00	0.00	0.00	0.00	—	0.00	0.00	—	0.00	0.00	0.00	0.00	0.00	0.00	—	0.00
Consumer Products	3.10	3.10	—	—	—	—	—	—	—	—	—	—	—	—	—	—	—	—

Architectural Coatings	0.25	0.25	—	—	—	—	—	—	—	—	—	—	—	—	—	—	—	—
Total	3.35	3.35	0.00	0.00	0.00	0.00	—	0.00	0.00	—	0.00	0.00	0.00	0.00	0.00	0.00	—	0.00
Annual	—	—	—	—	—	—	—	—	—	—	—	—	—	—	—	—	—	—
Hearths	0.00	0.00	0.00	0.00	0.00	0.00	—	0.00	0.00	—	0.00	0.00	0.00	0.00	0.00	0.00	—	0.00
Consumer Products	0.57	0.57	—	—	—	—	—	—	—	—	—	—	—	—	—	—	—	—
Architectural Coatings	0.05	0.05	—	—	—	—	—	—	—	—	—	—	—	—	—	—	—	—
Landscape Equipment	0.06	0.06	0.01	0.69	< 0.005	< 0.005	—	< 0.005	< 0.005	—	< 0.005	—	1.70	1.70	< 0.005	< 0.005	—	1.70
Total	0.68	0.67	0.01	0.69	< 0.005	< 0.005	—	< 0.005	< 0.005	—	< 0.005	0.00	1.70	1.70	< 0.005	< 0.005	—	1.70

4.3.2. Mitigated

Criteria Pollutants (lb/day for daily, ton/yr for annual) and GHGs (lb/day for daily, MT/yr for annual)

Source	TOG	ROG	NOx	CO	SO2	PM10E	PM10D	PM10T	PM2.5E	PM2.5D	PM2.5T	BCO2	NBCO2	CO2T	CH4	N2O	R	CO2e
Daily, Summer (Max)	—	—	—	—	—	—	—	—	—	—	—	—	—	—	—	—	—	—
Hearths	0.00	0.00	0.00	0.00	0.00	0.00	—	0.00	0.00	—	0.00	0.00	0.00	0.00	0.00	0.00	—	0.00
Consumer Products	3.10	3.10	—	—	—	—	—	—	—	—	—	—	—	—	—	—	—	—
Architectural Coatings	0.06	0.06	—	—	—	—	—	—	—	—	—	—	—	—	—	—	—	—

Landsca Equipment	0.72	0.68	0.07	7.71	< 0.005	< 0.005	—	< 0.005	< 0.005	—	< 0.005	—	20.8	20.8	< 0.005	< 0.005	—	20.9
Total	3.87	3.83	0.07	7.71	< 0.005	< 0.005	—	< 0.005	< 0.005	—	< 0.005	0.00	20.8	20.8	< 0.005	< 0.005	—	20.9
Daily, Winter (Max)	—	—	—	—	—	—	—	—	—	—	—	—	—	—	—	—	—	—
Hearths	0.00	0.00	0.00	0.00	0.00	0.00	—	0.00	0.00	—	0.00	0.00	0.00	0.00	0.00	0.00	—	0.00
Consumer Products	3.10	3.10	—	—	—	—	—	—	—	—	—	—	—	—	—	—	—	—
Architectural Coatings	0.06	0.06	—	—	—	—	—	—	—	—	—	—	—	—	—	—	—	—
Total	3.16	3.16	0.00	0.00	0.00	0.00	—	0.00	0.00	—	0.00	0.00	0.00	0.00	0.00	0.00	—	0.00
Annual	—	—	—	—	—	—	—	—	—	—	—	—	—	—	—	—	—	—
Hearths	0.00	0.00	0.00	0.00	0.00	0.00	—	0.00	0.00	—	0.00	0.00	0.00	0.00	0.00	0.00	—	0.00
Consumer Products	0.57	0.57	—	—	—	—	—	—	—	—	—	—	—	—	—	—	—	—
Architectural Coatings	0.01	0.01	—	—	—	—	—	—	—	—	—	—	—	—	—	—	—	—
Landscape Equipment	0.06	0.06	0.01	0.69	< 0.005	< 0.005	—	< 0.005	< 0.005	—	< 0.005	—	1.70	1.70	< 0.005	< 0.005	—	1.70
Total	0.64	0.64	0.01	0.69	< 0.005	< 0.005	—	< 0.005	< 0.005	—	< 0.005	0.00	1.70	1.70	< 0.005	< 0.005	—	1.70

4.4. Water Emissions by Land Use

4.4.1. Unmitigated

Criteria Pollutants (lb/day for daily, ton/yr for annual) and GHGs (lb/day for daily, MT/yr for annual)

Land Use	TOG	ROG	NOx	CO	SO2	PM10E	PM10D	PM10T	PM2.5E	PM2.5D	PM2.5T	BCO2	NBCO2	CO2T	CH4	N2O	R	CO2e
Daily, Summer (Max)	—	—	—	—	—	—	—	—	—	—	—	—	—	—	—	—	—	—
Apartments Mid Rise	—	—	—	—	—	—	—	—	—	—	—	9.59	29.5	39.1	0.99	0.02	—	70.8
Parking Lot	—	—	—	—	—	—	—	—	—	—	—	0.00	0.00	0.00	0.00	0.00	—	0.00
Health Club	—	—	—	—	—	—	—	—	—	—	—	0.41	1.04	1.44	0.04	< 0.005	—	2.79
Industrial Park	—	—	—	—	—	—	—	—	—	—	—	0.28	0.72	1.00	0.03	< 0.005	—	1.93
Total	—	—	—	—	—	—	—	—	—	—	—	10.3	31.2	41.5	1.06	0.03	—	75.6
Daily, Winter (Max)	—	—	—	—	—	—	—	—	—	—	—	—	—	—	—	—	—	—
Apartments Mid Rise	—	—	—	—	—	—	—	—	—	—	—	9.59	29.5	39.1	0.99	0.02	—	70.8
Parking Lot	—	—	—	—	—	—	—	—	—	—	—	0.00	0.00	0.00	0.00	0.00	—	0.00
Health Club	—	—	—	—	—	—	—	—	—	—	—	0.41	1.04	1.44	0.04	< 0.005	—	2.79
Industrial Park	—	—	—	—	—	—	—	—	—	—	—	0.28	0.72	1.00	0.03	< 0.005	—	1.93
Total	—	—	—	—	—	—	—	—	—	—	—	10.3	31.2	41.5	1.06	0.03	—	75.6
Annual	—	—	—	—	—	—	—	—	—	—	—	—	—	—	—	—	—	—
Apartments Mid Rise	—	—	—	—	—	—	—	—	—	—	—	1.59	4.88	6.47	0.16	< 0.005	—	11.7

Parking Lot	—	—	—	—	—	—	—	—	—	—	—	0.00	0.00	0.00	0.00	0.00	—	0.00
Health Club	—	—	—	—	—	—	—	—	—	—	—	0.07	0.17	0.24	0.01	< 0.005	—	0.46
Industrial Park	—	—	—	—	—	—	—	—	—	—	—	0.05	0.12	0.17	< 0.005	< 0.005	—	0.32
Total	—	—	—	—	—	—	—	—	—	—	—	1.70	5.17	6.87	0.18	< 0.005	—	12.5

4.4.2. Mitigated

Criteria Pollutants (lb/day for daily, ton/yr for annual) and GHGs (lb/day for daily, MT/yr for annual)

Land Use	TOG	ROG	NOx	CO	SO2	PM10E	PM10D	PM10T	PM2.5E	PM2.5D	PM2.5T	BCO2	NBCO2	CO2T	CH4	N2O	R	CO2e
Daily, Summer (Max)	—	—	—	—	—	—	—	—	—	—	—	—	—	—	—	—	—	—
Apartments Mid Rise	—	—	—	—	—	—	—	—	—	—	—	9.59	29.5	39.1	0.99	0.02	—	70.8
Parking Lot	—	—	—	—	—	—	—	—	—	—	—	0.00	0.00	0.00	0.00	0.00	—	0.00
Health Club	—	—	—	—	—	—	—	—	—	—	—	0.41	1.04	1.44	0.04	< 0.005	—	2.79
Industrial Park	—	—	—	—	—	—	—	—	—	—	—	0.28	0.72	1.00	0.03	< 0.005	—	1.93
Total	—	—	—	—	—	—	—	—	—	—	—	10.3	31.2	41.5	1.06	0.03	—	75.6
Daily, Winter (Max)	—	—	—	—	—	—	—	—	—	—	—	—	—	—	—	—	—	—
Apartments Mid Rise	—	—	—	—	—	—	—	—	—	—	—	9.59	29.5	39.1	0.99	0.02	—	70.8
Parking Lot	—	—	—	—	—	—	—	—	—	—	—	0.00	0.00	0.00	0.00	0.00	—	0.00

Health Club	—	—	—	—	—	—	—	—	—	—	—	0.41	1.04	1.44	0.04	< 0.005	—	2.79
Industrial Park	—	—	—	—	—	—	—	—	—	—	—	0.28	0.72	1.00	0.03	< 0.005	—	1.93
Total	—	—	—	—	—	—	—	—	—	—	—	10.3	31.2	41.5	1.06	0.03	—	75.6
Annual	—	—	—	—	—	—	—	—	—	—	—	—	—	—	—	—	—	—
Apartments Mid Rise	—	—	—	—	—	—	—	—	—	—	—	1.59	4.88	6.47	0.16	< 0.005	—	11.7
Parking Lot	—	—	—	—	—	—	—	—	—	—	—	0.00	0.00	0.00	0.00	0.00	—	0.00
Health Club	—	—	—	—	—	—	—	—	—	—	—	0.07	0.17	0.24	0.01	< 0.005	—	0.46
Industrial Park	—	—	—	—	—	—	—	—	—	—	—	0.05	0.12	0.17	< 0.005	< 0.005	—	0.32
Total	—	—	—	—	—	—	—	—	—	—	—	1.70	5.17	6.87	0.18	< 0.005	—	12.5

4.5. Waste Emissions by Land Use

4.5.1. Unmitigated

Criteria Pollutants (lb/day for daily, ton/yr for annual) and GHGs (lb/day for daily, MT/yr for annual)

Land Use	TOG	ROG	NOx	CO	SO2	PM10E	PM10D	PM10T	PM2.5E	PM2.5D	PM2.5T	BCO2	NBCO2	CO2T	CH4	N2O	R	CO2e
Daily, Summer (Max)	—	—	—	—	—	—	—	—	—	—	—	—	—	—	—	—	—	—
Apartments Mid Rise	—	—	—	—	—	—	—	—	—	—	—	52.6	0.00	52.6	5.25	0.00	—	184
Parking Lot	—	—	—	—	—	—	—	—	—	—	—	0.00	0.00	0.00	0.00	0.00	—	0.00

Health Club	—	—	—	—	—	—	—	—	—	—	—	11.1	0.00	11.1	1.11	0.00	—	38.7
Industrial Park	—	—	—	—	—	—	—	—	—	—	—	0.43	0.00	0.43	0.04	0.00	—	1.49
Total	—	—	—	—	—	—	—	—	—	—	—	64.0	0.00	64.0	6.40	0.00	—	224
Daily, Winter (Max)	—	—	—	—	—	—	—	—	—	—	—	—	—	—	—	—	—	—
Apartments Mid Rise	—	—	—	—	—	—	—	—	—	—	—	52.6	0.00	52.6	5.25	0.00	—	184
Parking Lot	—	—	—	—	—	—	—	—	—	—	—	0.00	0.00	0.00	0.00	0.00	—	0.00
Health Club	—	—	—	—	—	—	—	—	—	—	—	11.1	0.00	11.1	1.11	0.00	—	38.7
Industrial Park	—	—	—	—	—	—	—	—	—	—	—	0.43	0.00	0.43	0.04	0.00	—	1.49
Total	—	—	—	—	—	—	—	—	—	—	—	64.0	0.00	64.0	6.40	0.00	—	224
Annual	—	—	—	—	—	—	—	—	—	—	—	—	—	—	—	—	—	—
Apartments Mid Rise	—	—	—	—	—	—	—	—	—	—	—	8.70	0.00	8.70	0.87	0.00	—	30.4
Parking Lot	—	—	—	—	—	—	—	—	—	—	—	0.00	0.00	0.00	0.00	0.00	—	0.00
Health Club	—	—	—	—	—	—	—	—	—	—	—	1.83	0.00	1.83	0.18	0.00	—	6.41
Industrial Park	—	—	—	—	—	—	—	—	—	—	—	0.07	0.00	0.07	0.01	0.00	—	0.25
Total	—	—	—	—	—	—	—	—	—	—	—	10.6	0.00	10.6	1.06	0.00	—	37.1

4.5.2. Mitigated

Criteria Pollutants (lb/day for daily, ton/yr for annual) and GHGs (lb/day for daily, MT/yr for annual)

Land Use	TOG	ROG	NOx	CO	SO2	PM10E	PM10D	PM10T	PM2.5E	PM2.5D	PM2.5T	BCO2	NBCO2	CO2T	CH4	N2O	R	CO2e
Daily, Summer (Max)	—	—	—	—	—	—	—	—	—	—	—	—	—	—	—	—	—	—
Apartments Mid Rise	—	—	—	—	—	—	—	—	—	—	—	52.6	0.00	52.6	5.25	0.00	—	184
Parking Lot	—	—	—	—	—	—	—	—	—	—	—	0.00	0.00	0.00	0.00	0.00	—	0.00
Health Club	—	—	—	—	—	—	—	—	—	—	—	11.1	0.00	11.1	1.11	0.00	—	38.7
Industrial Park	—	—	—	—	—	—	—	—	—	—	—	0.43	0.00	0.43	0.04	0.00	—	1.49
Total	—	—	—	—	—	—	—	—	—	—	—	64.0	0.00	64.0	6.40	0.00	—	224
Daily, Winter (Max)	—	—	—	—	—	—	—	—	—	—	—	—	—	—	—	—	—	—
Apartments Mid Rise	—	—	—	—	—	—	—	—	—	—	—	52.6	0.00	52.6	5.25	0.00	—	184
Parking Lot	—	—	—	—	—	—	—	—	—	—	—	0.00	0.00	0.00	0.00	0.00	—	0.00
Health Club	—	—	—	—	—	—	—	—	—	—	—	11.1	0.00	11.1	1.11	0.00	—	38.7
Industrial Park	—	—	—	—	—	—	—	—	—	—	—	0.43	0.00	0.43	0.04	0.00	—	1.49
Total	—	—	—	—	—	—	—	—	—	—	—	64.0	0.00	64.0	6.40	0.00	—	224
Annual	—	—	—	—	—	—	—	—	—	—	—	—	—	—	—	—	—	—
Apartments Mid Rise	—	—	—	—	—	—	—	—	—	—	—	8.70	0.00	8.70	0.87	0.00	—	30.4

Parking Lot	—	—	—	—	—	—	—	—	—	—	—	0.00	0.00	0.00	0.00	0.00	—	0.00
Health Club	—	—	—	—	—	—	—	—	—	—	—	1.83	0.00	1.83	0.18	0.00	—	6.41
Industrial Park	—	—	—	—	—	—	—	—	—	—	—	0.07	0.00	0.07	0.01	0.00	—	0.25
Total	—	—	—	—	—	—	—	—	—	—	—	10.6	0.00	10.6	1.06	0.00	—	37.1

4.6. Refrigerant Emissions by Land Use

4.6.1. Unmitigated

Criteria Pollutants (lb/day for daily, ton/yr for annual) and GHGs (lb/day for daily, MT/yr for annual)

Land Use	TOG	ROG	NOx	CO	SO2	PM10E	PM10D	PM10T	PM2.5E	PM2.5D	PM2.5T	BCO2	NBCO2	CO2T	CH4	N2O	R	CO2e
Daily, Summer (Max)	—	—	—	—	—	—	—	—	—	—	—	—	—	—	—	—	—	—
Apartments Mid Rise	—	—	—	—	—	—	—	—	—	—	—	—	—	—	—	—	1.00	1.00
Health Club	—	—	—	—	—	—	—	—	—	—	—	—	—	—	—	—	0.02	0.02
Industrial Park	—	—	—	—	—	—	—	—	—	—	—	—	—	—	—	—	0.17	0.17
Total	—	—	—	—	—	—	—	—	—	—	—	—	—	—	—	—	1.19	1.19
Daily, Winter (Max)	—	—	—	—	—	—	—	—	—	—	—	—	—	—	—	—	—	—
Apartments Mid Rise	—	—	—	—	—	—	—	—	—	—	—	—	—	—	—	—	1.00	1.00
Health Club	—	—	—	—	—	—	—	—	—	—	—	—	—	—	—	—	0.02	0.02

Industrial Park	—	—	—	—	—	—	—	—	—	—	—	—	—	—	—	—	0.17	0.17
Total	—	—	—	—	—	—	—	—	—	—	—	—	—	—	—	—	1.19	1.19
Annual	—	—	—	—	—	—	—	—	—	—	—	—	—	—	—	—	—	—
Apartments Mid Rise	—	—	—	—	—	—	—	—	—	—	—	—	—	—	—	—	0.17	0.17
Health Club	—	—	—	—	—	—	—	—	—	—	—	—	—	—	—	—	< 0.005	< 0.005
Industrial Park	—	—	—	—	—	—	—	—	—	—	—	—	—	—	—	—	0.03	0.03
Total	—	—	—	—	—	—	—	—	—	—	—	—	—	—	—	—	0.20	0.20

4.6.2. Mitigated

Criteria Pollutants (lb/day for daily, ton/yr for annual) and GHGs (lb/day for daily, MT/yr for annual)

Land Use	TOG	ROG	NOx	CO	SO2	PM10E	PM10D	PM10T	PM2.5E	PM2.5D	PM2.5T	BCO2	NBCO2	CO2T	CH4	N2O	R	CO2e
Daily, Summer (Max)	—	—	—	—	—	—	—	—	—	—	—	—	—	—	—	—	—	—
Apartments Mid Rise	—	—	—	—	—	—	—	—	—	—	—	—	—	—	—	—	1.00	1.00
Health Club	—	—	—	—	—	—	—	—	—	—	—	—	—	—	—	—	0.02	0.02
Industrial Park	—	—	—	—	—	—	—	—	—	—	—	—	—	—	—	—	0.17	0.17
Total	—	—	—	—	—	—	—	—	—	—	—	—	—	—	—	—	1.19	1.19
Daily, Winter (Max)	—	—	—	—	—	—	—	—	—	—	—	—	—	—	—	—	—	—

Apartments	—	—	—	—	—	—	—	—	—	—	—	—	—	—	—	—	1.00	1.00
Health Club	—	—	—	—	—	—	—	—	—	—	—	—	—	—	—	—	0.02	0.02
Industrial Park	—	—	—	—	—	—	—	—	—	—	—	—	—	—	—	—	0.17	0.17
Total	—	—	—	—	—	—	—	—	—	—	—	—	—	—	—	—	1.19	1.19
Annual	—	—	—	—	—	—	—	—	—	—	—	—	—	—	—	—	—	—
Apartments Mid Rise	—	—	—	—	—	—	—	—	—	—	—	—	—	—	—	—	0.17	0.17
Health Club	—	—	—	—	—	—	—	—	—	—	—	—	—	—	—	—	< 0.005	< 0.005
Industrial Park	—	—	—	—	—	—	—	—	—	—	—	—	—	—	—	—	0.03	0.03
Total	—	—	—	—	—	—	—	—	—	—	—	—	—	—	—	—	0.20	0.20

4.7. Offroad Emissions By Equipment Type

4.7.1. Unmitigated

Criteria Pollutants (lb/day for daily, ton/yr for annual) and GHGs (lb/day for daily, MT/yr for annual)

Equipment Type	TOG	ROG	NOx	CO	SO2	PM10E	PM10D	PM10T	PM2.5E	PM2.5D	PM2.5T	BCO2	NBCO2	CO2T	CH4	N2O	R	CO2e
Daily, Summer (Max)	—	—	—	—	—	—	—	—	—	—	—	—	—	—	—	—	—	—
Total	—	—	—	—	—	—	—	—	—	—	—	—	—	—	—	—	—	—
Daily, Winter (Max)	—	—	—	—	—	—	—	—	—	—	—	—	—	—	—	—	—	—
Total	—	—	—	—	—	—	—	—	—	—	—	—	—	—	—	—	—	—

Annual	—	—	—	—	—	—	—	—	—	—	—	—	—	—	—	—	—	—
Total	—	—	—	—	—	—	—	—	—	—	—	—	—	—	—	—	—	—

4.7.2. Mitigated

Criteria Pollutants (lb/day for daily, ton/yr for annual) and GHGs (lb/day for daily, MT/yr for annual)

Equipment Type	TOG	ROG	NOx	CO	SO2	PM10E	PM10D	PM10T	PM2.5E	PM2.5D	PM2.5T	BCO2	NBCO2	CO2T	CH4	N2O	R	CO2e
Daily, Summer (Max)	—	—	—	—	—	—	—	—	—	—	—	—	—	—	—	—	—	—
Total	—	—	—	—	—	—	—	—	—	—	—	—	—	—	—	—	—	—
Daily, Winter (Max)	—	—	—	—	—	—	—	—	—	—	—	—	—	—	—	—	—	—
Total	—	—	—	—	—	—	—	—	—	—	—	—	—	—	—	—	—	—
Annual	—	—	—	—	—	—	—	—	—	—	—	—	—	—	—	—	—	—
Total	—	—	—	—	—	—	—	—	—	—	—	—	—	—	—	—	—	—

4.8. Stationary Emissions By Equipment Type

4.8.1. Unmitigated

Criteria Pollutants (lb/day for daily, ton/yr for annual) and GHGs (lb/day for daily, MT/yr for annual)

Equipment Type	TOG	ROG	NOx	CO	SO2	PM10E	PM10D	PM10T	PM2.5E	PM2.5D	PM2.5T	BCO2	NBCO2	CO2T	CH4	N2O	R	CO2e
Daily, Summer (Max)	—	—	—	—	—	—	—	—	—	—	—	—	—	—	—	—	—	—
Total	—	—	—	—	—	—	—	—	—	—	—	—	—	—	—	—	—	—
Daily, Winter (Max)	—	—	—	—	—	—	—	—	—	—	—	—	—	—	—	—	—	—

Total	—	—	—	—	—	—	—	—	—	—	—	—	—	—	—	—	—	—
Annual	—	—	—	—	—	—	—	—	—	—	—	—	—	—	—	—	—	—
Total	—	—	—	—	—	—	—	—	—	—	—	—	—	—	—	—	—	—

4.8.2. Mitigated

Criteria Pollutants (lb/day for daily, ton/yr for annual) and GHGs (lb/day for daily, MT/yr for annual)

Equipment Type	TOG	ROG	NOx	CO	SO2	PM10E	PM10D	PM10T	PM2.5E	PM2.5D	PM2.5T	BCO2	NBCO2	CO2T	CH4	N2O	R	CO2e
Daily, Summer (Max)	—	—	—	—	—	—	—	—	—	—	—	—	—	—	—	—	—	—
Total	—	—	—	—	—	—	—	—	—	—	—	—	—	—	—	—	—	—
Daily, Winter (Max)	—	—	—	—	—	—	—	—	—	—	—	—	—	—	—	—	—	—
Total	—	—	—	—	—	—	—	—	—	—	—	—	—	—	—	—	—	—
Annual	—	—	—	—	—	—	—	—	—	—	—	—	—	—	—	—	—	—
Total	—	—	—	—	—	—	—	—	—	—	—	—	—	—	—	—	—	—

4.9. User Defined Emissions By Equipment Type

4.9.1. Unmitigated

Criteria Pollutants (lb/day for daily, ton/yr for annual) and GHGs (lb/day for daily, MT/yr for annual)

Equipment Type	TOG	ROG	NOx	CO	SO2	PM10E	PM10D	PM10T	PM2.5E	PM2.5D	PM2.5T	BCO2	NBCO2	CO2T	CH4	N2O	R	CO2e
Daily, Summer (Max)	—	—	—	—	—	—	—	—	—	—	—	—	—	—	—	—	—	—
Total	—	—	—	—	—	—	—	—	—	—	—	—	—	—	—	—	—	—

Daily, Winter (Max)	—	—	—	—	—	—	—	—	—	—	—	—	—	—	—	—	—	—
Total	—	—	—	—	—	—	—	—	—	—	—	—	—	—	—	—	—	—
Annual	—	—	—	—	—	—	—	—	—	—	—	—	—	—	—	—	—	—
Total	—	—	—	—	—	—	—	—	—	—	—	—	—	—	—	—	—	—

4.9.2. Mitigated

Criteria Pollutants (lb/day for daily, ton/yr for annual) and GHGs (lb/day for daily, MT/yr for annual)

Equipment Type	TOG	ROG	NOx	CO	SO2	PM10E	PM10D	PM10T	PM2.5E	PM2.5D	PM2.5T	BCO2	NBCO2	CO2T	CH4	N2O	R	CO2e
Daily, Summer (Max)	—	—	—	—	—	—	—	—	—	—	—	—	—	—	—	—	—	—
Total	—	—	—	—	—	—	—	—	—	—	—	—	—	—	—	—	—	—
Daily, Winter (Max)	—	—	—	—	—	—	—	—	—	—	—	—	—	—	—	—	—	—
Total	—	—	—	—	—	—	—	—	—	—	—	—	—	—	—	—	—	—
Annual	—	—	—	—	—	—	—	—	—	—	—	—	—	—	—	—	—	—
Total	—	—	—	—	—	—	—	—	—	—	—	—	—	—	—	—	—	—

4.10. Soil Carbon Accumulation By Vegetation Type

4.10.1. Soil Carbon Accumulation By Vegetation Type - Unmitigated

Criteria Pollutants (lb/day for daily, ton/yr for annual) and GHGs (lb/day for daily, MT/yr for annual)

Vegetation	TOG	ROG	NOx	CO	SO2	PM10E	PM10D	PM10T	PM2.5E	PM2.5D	PM2.5T	BCO2	NBCO2	CO2T	CH4	N2O	R	CO2e
Daily, Summer (Max)	—	—	—	—	—	—	—	—	—	—	—	—	—	—	—	—	—	—

Total	—	—	—	—	—	—	—	—	—	—	—	—	—	—	—	—	—	—
Daily, Winter (Max)	—	—	—	—	—	—	—	—	—	—	—	—	—	—	—	—	—	—
Total	—	—	—	—	—	—	—	—	—	—	—	—	—	—	—	—	—	—
Annual	—	—	—	—	—	—	—	—	—	—	—	—	—	—	—	—	—	—
Total	—	—	—	—	—	—	—	—	—	—	—	—	—	—	—	—	—	—

4.10.2. Above and Belowground Carbon Accumulation by Land Use Type - Unmitigated

Criteria Pollutants (lb/day for daily, ton/yr for annual) and GHGs (lb/day for daily, MT/yr for annual)

Land Use	TOG	ROG	NOx	CO	SO2	PM10E	PM10D	PM10T	PM2.5E	PM2.5D	PM2.5T	BCO2	NBCO2	CO2T	CH4	N2O	R	CO2e
Daily, Summer (Max)	—	—	—	—	—	—	—	—	—	—	—	—	—	—	—	—	—	—
Total	—	—	—	—	—	—	—	—	—	—	—	—	—	—	—	—	—	—
Daily, Winter (Max)	—	—	—	—	—	—	—	—	—	—	—	—	—	—	—	—	—	—
Total	—	—	—	—	—	—	—	—	—	—	—	—	—	—	—	—	—	—
Annual	—	—	—	—	—	—	—	—	—	—	—	—	—	—	—	—	—	—
Total	—	—	—	—	—	—	—	—	—	—	—	—	—	—	—	—	—	—

4.10.3. Avoided and Sequestered Emissions by Species - Unmitigated

Criteria Pollutants (lb/day for daily, ton/yr for annual) and GHGs (lb/day for daily, MT/yr for annual)

Species	TOG	ROG	NOx	CO	SO2	PM10E	PM10D	PM10T	PM2.5E	PM2.5D	PM2.5T	BCO2	NBCO2	CO2T	CH4	N2O	R	CO2e
Daily, Summer (Max)	—	—	—	—	—	—	—	—	—	—	—	—	—	—	—	—	—	—
Avoided	—	—	—	—	—	—	—	—	—	—	—	—	—	—	—	—	—	—
Subtotal	—	—	—	—	—	—	—	—	—	—	—	—	—	—	—	—	—	—

Sequest	—	—	—	—	—	—	—	—	—	—	—	—	—	—	—	—	—	—
Subtotal	—	—	—	—	—	—	—	—	—	—	—	—	—	—	—	—	—	—
Removed	—	—	—	—	—	—	—	—	—	—	—	—	—	—	—	—	—	—
Subtotal	—	—	—	—	—	—	—	—	—	—	—	—	—	—	—	—	—	—
—	—	—	—	—	—	—	—	—	—	—	—	—	—	—	—	—	—	—
Daily, Winter (Max)	—	—	—	—	—	—	—	—	—	—	—	—	—	—	—	—	—	—
Avoided	—	—	—	—	—	—	—	—	—	—	—	—	—	—	—	—	—	—
Subtotal	—	—	—	—	—	—	—	—	—	—	—	—	—	—	—	—	—	—
Sequestered	—	—	—	—	—	—	—	—	—	—	—	—	—	—	—	—	—	—
Subtotal	—	—	—	—	—	—	—	—	—	—	—	—	—	—	—	—	—	—
Removed	—	—	—	—	—	—	—	—	—	—	—	—	—	—	—	—	—	—
Subtotal	—	—	—	—	—	—	—	—	—	—	—	—	—	—	—	—	—	—
—	—	—	—	—	—	—	—	—	—	—	—	—	—	—	—	—	—	—
Annual	—	—	—	—	—	—	—	—	—	—	—	—	—	—	—	—	—	—
Avoided	—	—	—	—	—	—	—	—	—	—	—	—	—	—	—	—	—	—
Subtotal	—	—	—	—	—	—	—	—	—	—	—	—	—	—	—	—	—	—
Sequestered	—	—	—	—	—	—	—	—	—	—	—	—	—	—	—	—	—	—
Subtotal	—	—	—	—	—	—	—	—	—	—	—	—	—	—	—	—	—	—
Removed	—	—	—	—	—	—	—	—	—	—	—	—	—	—	—	—	—	—
Subtotal	—	—	—	—	—	—	—	—	—	—	—	—	—	—	—	—	—	—
—	—	—	—	—	—	—	—	—	—	—	—	—	—	—	—	—	—	—

4.10.4. Soil Carbon Accumulation By Vegetation Type - Mitigated

Criteria Pollutants (lb/day for daily, ton/yr for annual) and GHGs (lb/day for daily, MT/yr for annual)

Vegetati	TOG	ROG	NOx	CO	SO2	PM10E	PM10D	PM10T	PM2.5E	PM2.5D	PM2.5T	BCO2	NBCO2	CO2T	CH4	N2O	R	CO2e
Daily, Summer (Max)	—	—	—	—	—	—	—	—	—	—	—	—	—	—	—	—	—	—
Total	—	—	—	—	—	—	—	—	—	—	—	—	—	—	—	—	—	—
Daily, Winter (Max)	—	—	—	—	—	—	—	—	—	—	—	—	—	—	—	—	—	—
Total	—	—	—	—	—	—	—	—	—	—	—	—	—	—	—	—	—	—
Annual	—	—	—	—	—	—	—	—	—	—	—	—	—	—	—	—	—	—
Total	—	—	—	—	—	—	—	—	—	—	—	—	—	—	—	—	—	—

4.10.5. Above and Belowground Carbon Accumulation by Land Use Type - Mitigated

Criteria Pollutants (lb/day for daily, ton/yr for annual) and GHGs (lb/day for daily, MT/yr for annual)

Land Use	TOG	ROG	NOx	CO	SO2	PM10E	PM10D	PM10T	PM2.5E	PM2.5D	PM2.5T	BCO2	NBCO2	CO2T	CH4	N2O	R	CO2e
Daily, Summer (Max)	—	—	—	—	—	—	—	—	—	—	—	—	—	—	—	—	—	—
Total	—	—	—	—	—	—	—	—	—	—	—	—	—	—	—	—	—	—
Daily, Winter (Max)	—	—	—	—	—	—	—	—	—	—	—	—	—	—	—	—	—	—
Total	—	—	—	—	—	—	—	—	—	—	—	—	—	—	—	—	—	—
Annual	—	—	—	—	—	—	—	—	—	—	—	—	—	—	—	—	—	—
Total	—	—	—	—	—	—	—	—	—	—	—	—	—	—	—	—	—	—

4.10.6. Avoided and Sequestered Emissions by Species - Mitigated

Criteria Pollutants (lb/day for daily, ton/yr for annual) and GHGs (lb/day for daily, MT/yr for annual)

Species	TOG	ROG	NOx	CO	SO2	PM10E	PM10D	PM10T	PM2.5E	PM2.5D	PM2.5T	BCO2	NBCO2	CO2T	CH4	N2O	R	CO2e

Daily, Summer (Max)	—	—	—	—	—	—	—	—	—	—	—	—	—	—	—	—	—	—
Avoided	—	—	—	—	—	—	—	—	—	—	—	—	—	—	—	—	—	—
Subtotal	—	—	—	—	—	—	—	—	—	—	—	—	—	—	—	—	—	—
Sequestered	—	—	—	—	—	—	—	—	—	—	—	—	—	—	—	—	—	—
Subtotal	—	—	—	—	—	—	—	—	—	—	—	—	—	—	—	—	—	—
Removed	—	—	—	—	—	—	—	—	—	—	—	—	—	—	—	—	—	—
Subtotal	—	—	—	—	—	—	—	—	—	—	—	—	—	—	—	—	—	—
—	—	—	—	—	—	—	—	—	—	—	—	—	—	—	—	—	—	—
Daily, Winter (Max)	—	—	—	—	—	—	—	—	—	—	—	—	—	—	—	—	—	—
Avoided	—	—	—	—	—	—	—	—	—	—	—	—	—	—	—	—	—	—
Subtotal	—	—	—	—	—	—	—	—	—	—	—	—	—	—	—	—	—	—
Sequestered	—	—	—	—	—	—	—	—	—	—	—	—	—	—	—	—	—	—
Subtotal	—	—	—	—	—	—	—	—	—	—	—	—	—	—	—	—	—	—
Removed	—	—	—	—	—	—	—	—	—	—	—	—	—	—	—	—	—	—
Subtotal	—	—	—	—	—	—	—	—	—	—	—	—	—	—	—	—	—	—
—	—	—	—	—	—	—	—	—	—	—	—	—	—	—	—	—	—	—
Annual	—	—	—	—	—	—	—	—	—	—	—	—	—	—	—	—	—	—
Avoided	—	—	—	—	—	—	—	—	—	—	—	—	—	—	—	—	—	—
Subtotal	—	—	—	—	—	—	—	—	—	—	—	—	—	—	—	—	—	—
Sequestered	—	—	—	—	—	—	—	—	—	—	—	—	—	—	—	—	—	—
Subtotal	—	—	—	—	—	—	—	—	—	—	—	—	—	—	—	—	—	—
Removed	—	—	—	—	—	—	—	—	—	—	—	—	—	—	—	—	—	—

Subtotal	—	—	—	—	—	—	—	—	—	—	—	—	—	—	—	—	—	—
—	—	—	—	—	—	—	—	—	—	—	—	—	—	—	—	—	—	—

5. Activity Data

5.1. Construction Schedule

Phase Name	Phase Type	Start Date	End Date	Days Per Week	Work Days per Phase	Phase Description
Site Preparation	Site Preparation	4/1/2030	8/2/2030	5.00	90.0	—
Grading	Grading	8/3/2030	9/13/2030	5.00	30.0	—
Building Construction	Building Construction	9/14/2030	11/15/2031	5.00	305	—
Paving	Paving	10/6/2031	11/15/2031	5.00	30.0	—
Architectural Coating	Architectural Coating	9/22/2031	11/15/2031	5.00	40.0	—

5.2. Off-Road Equipment

5.2.1. Unmitigated

Phase Name	Equipment Type	Fuel Type	Engine Tier	Number per Day	Hours Per Day	Horsepower	Load Factor
Site Preparation	Rubber Tired Dozers	Diesel	Average	3.00	8.00	367	0.40
Site Preparation	Tractors/Loaders/Backhoes	Diesel	Average	4.00	8.00	84.0	0.37
Grading	Graders	Diesel	Average	1.00	8.00	148	0.41
Grading	Excavators	Diesel	Average	1.00	8.00	36.0	0.38
Grading	Tractors/Loaders/Backhoes	Diesel	Average	3.00	8.00	84.0	0.37
Grading	Rubber Tired Dozers	Diesel	Average	1.00	8.00	367	0.40
Building Construction	Forklifts	Diesel	Average	3.00	8.00	82.0	0.20
Building Construction	Generator Sets	Diesel	Average	1.00	8.00	14.0	0.74
Building Construction	Cranes	Diesel	Average	1.00	7.00	367	0.29

Building Construction	Welders	Diesel	Average	1.00	8.00	46.0	0.45
Building Construction	Tractors/Loaders/Backhoes	Diesel	Average	3.00	7.00	84.0	0.37
Paving	Pavers	Diesel	Average	2.00	8.00	81.0	0.42
Paving	Paving Equipment	Diesel	Average	2.00	8.00	89.0	0.36
Paving	Rollers	Diesel	Average	2.00	8.00	36.0	0.38
Architectural Coating	Air Compressors	Diesel	Average	1.00	6.00	37.0	0.48

5.2.2. Mitigated

Phase Name	Equipment Type	Fuel Type	Engine Tier	Number per Day	Hours Per Day	Horsepower	Load Factor
Site Preparation	Rubber Tired Dozers	Diesel	Tier 4 Final	3.00	8.00	367	0.40
Site Preparation	Tractors/Loaders/Backhoes	Diesel	Tier 4 Final	4.00	8.00	84.0	0.37
Grading	Graders	Diesel	Tier 4 Final	1.00	8.00	148	0.41
Grading	Excavators	Diesel	Tier 4 Final	1.00	8.00	36.0	0.38
Grading	Tractors/Loaders/Backhoes	Diesel	Tier 4 Final	3.00	8.00	84.0	0.37
Grading	Rubber Tired Dozers	Diesel	Tier 4 Final	1.00	8.00	367	0.40
Building Construction	Forklifts	Diesel	Tier 4 Final	3.00	8.00	82.0	0.20
Building Construction	Generator Sets	Diesel	Average	1.00	8.00	14.0	0.74
Building Construction	Cranes	Diesel	Tier 4 Final	1.00	7.00	367	0.29
Building Construction	Welders	Diesel	Tier 4 Final	1.00	8.00	46.0	0.45
Building Construction	Tractors/Loaders/Backhoes	Diesel	Tier 4 Final	3.00	7.00	84.0	0.37
Paving	Pavers	Diesel	Tier 4 Final	2.00	8.00	81.0	0.42
Paving	Paving Equipment	Diesel	Tier 4 Final	2.00	8.00	89.0	0.36
Paving	Rollers	Diesel	Tier 4 Final	2.00	8.00	36.0	0.38
Architectural Coating	Air Compressors	Diesel	Tier 4 Final	1.00	6.00	37.0	0.48

5.3. Construction Vehicles

5.3.1. Unmitigated

Phase Name	Trip Type	One-Way Trips per Day	Miles per Trip	Vehicle Mix
Site Preparation	—	—	—	—
Site Preparation	Worker	17.5	18.5	LDA,LDT1,LDT2
Site Preparation	Vendor	0.00	10.2	HHDT,MHDT
Site Preparation	Hauling	0.00	20.0	HHDT
Site Preparation	Onsite truck	0.00	—	HHDT
Grading	—	—	—	—
Grading	Worker	15.0	18.5	LDA,LDT1,LDT2
Grading	Vendor	0.00	10.2	HHDT,MHDT
Grading	Hauling	70.8	20.0	HHDT
Grading	Onsite truck	0.00	—	HHDT
Building Construction	—	—	—	—
Building Construction	Worker	96.8	18.5	LDA,LDT1,LDT2
Building Construction	Vendor	14.8	10.2	HHDT,MHDT
Building Construction	Hauling	0.00	20.0	HHDT
Building Construction	Onsite truck	0.00	—	HHDT
Paving	—	—	—	—
Paving	Worker	15.0	18.5	LDA,LDT1,LDT2
Paving	Vendor	0.00	10.2	HHDT,MHDT
Paving	Hauling	0.00	20.0	HHDT
Paving	Onsite truck	0.00	—	HHDT
Architectural Coating	—	—	—	—
Architectural Coating	Worker	19.4	18.5	LDA,LDT1,LDT2
Architectural Coating	Vendor	0.00	10.2	HHDT,MHDT
Architectural Coating	Hauling	0.00	20.0	HHDT

Architectural Coating	Onsite truck	0.00	—	HHDT

5.3.2. Mitigated

Phase Name	Trip Type	One-Way Trips per Day	Miles per Trip	Vehicle Mix
Site Preparation	—	—	—	—
Site Preparation	Worker	17.5	18.5	LDA,LDT1,LDT2
Site Preparation	Vendor	0.00	10.2	HHDT,MHDT
Site Preparation	Hauling	0.00	20.0	HHDT
Site Preparation	Onsite truck	0.00	—	HHDT
Grading	—	—	—	—
Grading	Worker	15.0	18.5	LDA,LDT1,LDT2
Grading	Vendor	0.00	10.2	HHDT,MHDT
Grading	Hauling	70.8	20.0	HHDT
Grading	Onsite truck	0.00	—	HHDT
Building Construction	—	—	—	—
Building Construction	Worker	96.8	18.5	LDA,LDT1,LDT2
Building Construction	Vendor	14.8	10.2	HHDT,MHDT
Building Construction	Hauling	0.00	20.0	HHDT
Building Construction	Onsite truck	0.00	—	HHDT
Paving	—	—	—	—
Paving	Worker	15.0	18.5	LDA,LDT1,LDT2
Paving	Vendor	0.00	10.2	HHDT,MHDT
Paving	Hauling	0.00	20.0	HHDT
Paving	Onsite truck	0.00	—	HHDT
Architectural Coating	—	—	—	—
Architectural Coating	Worker	19.4	18.5	LDA,LDT1,LDT2
Architectural Coating	Vendor	0.00	10.2	HHDT,MHDT
Architectural Coating	Hauling	0.00	20.0	HHDT

Architectural Coating	Onsite truck	0.00	—	HHDT

5.4. Vehicles

5.4.1. Construction Vehicle Control Strategies

Non-applicable. No control strategies activated by user.

5.5. Architectural Coatings

Phase Name	Residential Interior Area Coated (sq ft)	Residential Exterior Area Coated (sq ft)	Non-Residential Interior Area Coated (sq ft)	Non-Residential Exterior Area Coated (sq ft)	Parking Area Coated (sq ft)
Architectural Coating	283,988	94,663	6,356	2,119	6,196

5.6. Dust Mitigation

5.6.1. Construction Earthmoving Activities

Phase Name	Material Imported (Cubic Yards)	Material Exported (Cubic Yards)	Acres Graded (acres)	Material Demolished (sq. ft.)	Acres Paved (acres)
Site Preparation	0.00	0.00	15.0	0.00	—
Grading	17,000	0.00	20.0	0.00	—
Paving	0.00	0.00	0.00	0.00	2.37

5.6.2. Construction Earthmoving Control Strategies

Control Strategies Applied	Frequency (per day)	PM10 Reduction	PM2.5 Reduction
Water Exposed Area	2	61%	61%

5.7. Construction Paving

Land Use	Area Paved (acres)	% Asphalt
Apartments Mid Rise	—	0%
Parking Lot	2.37	100%

Health Club	0.00	0%
Industrial Park	0.00	0%

5.8. Construction Electricity Consumption and Emissions Factors

kWh per Year and Emission Factor (lb/MWh)

Year	kWh per Year	CO2	CH4	N2O
2030	0.00	261	0.03	< 0.005
2031	0.00	261	0.03	< 0.005

5.9. Operational Mobile Sources

5.9.1. Unmitigated

Land Use Type	Trips/Weekday	Trips/Saturday	Trips/Sunday	Trips/Year	VMT/Weekday	VMT/Saturday	VMT/Sunday	VMT/Year
Apartments Mid Rise	635	635	635	231,746	6,855	6,855	6,855	2,502,101
Parking Lot	0.00	0.00	0.00	0.00	0.00	0.00	0.00	0.00
Health Club	0.00	0.00	0.00	0.00	0.00	0.00	0.00	0.00
Industrial Park	0.00	0.00	0.00	0.00	0.00	0.00	0.00	0.00

5.9.2. Mitigated

Land Use Type	Trips/Weekday	Trips/Saturday	Trips/Sunday	Trips/Year	VMT/Weekday	VMT/Saturday	VMT/Sunday	VMT/Year
Apartments Mid Rise	635	635	635	231,746	6,855	6,855	6,855	2,502,101
Parking Lot	0.00	0.00	0.00	0.00	0.00	0.00	0.00	0.00
Health Club	0.00	0.00	0.00	0.00	0.00	0.00	0.00	0.00
Industrial Park	0.00	0.00	0.00	0.00	0.00	0.00	0.00	0.00

5.10. Operational Area Sources

5.10.1. Hearths

5.10.1.1. Unmitigated

Hearth Type	Unmitigated (number)
Apartments Mid Rise	—
Wood Fireplaces	0
Gas Fireplaces	0
Propane Fireplaces	0
Electric Fireplaces	0
No Fireplaces	132
Conventional Wood Stoves	0
Catalytic Wood Stoves	0
Non-Catalytic Wood Stoves	0
Pellet Wood Stoves	0

5.10.1.2. Mitigated

Hearth Type	Unmitigated (number)
Apartments Mid Rise	—
Wood Fireplaces	0
Gas Fireplaces	0
Propane Fireplaces	0
Electric Fireplaces	0
No Fireplaces	132
Conventional Wood Stoves	0
Catalytic Wood Stoves	0
Non-Catalytic Wood Stoves	0
Pellet Wood Stoves	0

5.10.2. Architectural Coatings

Residential Interior Area Coated (sq ft)	Residential Exterior Area Coated (sq ft)	Non-Residential Interior Area Coated (sq ft)	Non-Residential Exterior Area Coated (sq ft)	Parking Area Coated (sq ft)
283988.02499999997	94,663	6,356	2,119	6,196

5.10.3. Landscape Equipment

Season	Unit	Value
Snow Days	day/yr	0.00
Summer Days	day/yr	180

5.10.4. Landscape Equipment - Mitigated

Season	Unit	Value
Snow Days	day/yr	0.00
Summer Days	day/yr	180

5.11. Operational Energy Consumption

5.11.1. Unmitigated

Electricity (kWh/yr) and CO2 and CH4 and N2O and Natural Gas (kBTU/yr)

Land Use	Electricity (kWh/yr)	CO2	CH4	N2O	Natural Gas (kBTU/yr)
Apartments Mid Rise	978,842	261	0.0330	0.0040	0.00
Parking Lot	90,460	261	0.0330	0.0040	0.00
Health Club	379,300	261	0.0330	0.0040	0.00
Industrial Park	16,211	261	0.0330	0.0040	0.00

5.11.2. Mitigated

Electricity (kWh/yr) and CO2 and CH4 and N2O and Natural Gas (kBTU/yr)

Land Use	Electricity (kWh/yr)	CO2	CH4	N2O	Natural Gas (kBTU/yr)
Apartments Mid Rise	978,842	261	0.0330	0.0040	0.00
Parking Lot	90,460	261	0.0330	0.0040	0.00
Health Club	379,300	261	0.0330	0.0040	0.00
Industrial Park	16,211	261	0.0330	0.0040	0.00

5.12. Operational Water and Wastewater Consumption

5.12.1. Unmitigated

Land Use	Indoor Water (gal/year)	Outdoor Water (gal/year)
Apartments Mid Rise	5,003,252	1,355,092
Parking Lot	0.00	0.00
Health Club	212,915	0.00
Industrial Park	147,306	0.00

5.12.2. Mitigated

Land Use	Indoor Water (gal/year)	Outdoor Water (gal/year)
Apartments Mid Rise	5,003,252	1,355,092
Parking Lot	0.00	0.00
Health Club	212,915	0.00
Industrial Park	147,306	0.00

5.13. Operational Waste Generation

5.13.1. Unmitigated

Land Use	Waste (ton/year)	Cogeneration (kWh/year)
Apartments Mid Rise	97.5	—
Parking Lot	0.00	—

Health Club	20.5	—
Industrial Park	0.79	—

5.13.2. Mitigated

Land Use	Waste (ton/year)	Cogeneration (kWh/year)
Apartments Mid Rise	97.5	—
Parking Lot	0.00	—
Health Club	20.5	—
Industrial Park	0.79	—

5.14. Operational Refrigeration and Air Conditioning Equipment

5.14.1. Unmitigated

Land Use Type	Equipment Type	Refrigerant	GWP	Quantity (kg)	Operations Leak Rate	Service Leak Rate	Times Serviced
Apartments Mid Rise	Average room A/C & Other residential A/C and heat pumps	R-410A	2,088	< 0.005	2.50	2.50	10.0
Apartments Mid Rise	Household refrigerators and/or freezers	R-134a	1,430	0.12	0.60	0.00	1.00
Health Club	Other commercial A/C and heat pumps	R-410A	2,088	< 0.005	4.00	4.00	18.0
Health Club	Stand-alone retail refrigerators and freezers	R-134a	1,430	0.04	1.00	0.00	1.00
Industrial Park	Other commercial A/C and heat pumps	R-410A	2,088	0.30	4.00	4.00	18.0

5.14.2. Mitigated

Land Use Type	Equipment Type	Refrigerant	GWP	Quantity (kg)	Operations Leak Rate	Service Leak Rate	Times Serviced

Apartments Mid Rise	Average room A/C & Other residential A/C and heat pumps	R-410A	2,088	< 0.005	2.50	2.50	10.0
Apartments Mid Rise	Household refrigerators and/or freezers	R-134a	1,430	0.12	0.60	0.00	1.00
Health Club	Other commercial A/C and heat pumps	R-410A	2,088	< 0.005	4.00	4.00	18.0
Health Club	Stand-alone retail refrigerators and freezers	R-134a	1,430	0.04	1.00	0.00	1.00
Industrial Park	Other commercial A/C and heat pumps	R-410A	2,088	0.30	4.00	4.00	18.0

5.15. Operational Off-Road Equipment

5.15.1. Unmitigated

Equipment Type	Fuel Type	Engine Tier	Number per Day	Hours Per Day	Horsepower	Load Factor

5.15.2. Mitigated

Equipment Type	Fuel Type	Engine Tier	Number per Day	Hours Per Day	Horsepower	Load Factor

5.16. Stationary Sources

5.16.1. Emergency Generators and Fire Pumps

Equipment Type	Fuel Type	Number per Day	Hours per Day	Hours per Year	Horsepower	Load Factor

5.16.2. Process Boilers

Equipment Type	Fuel Type	Number	Boiler Rating (MMBtu/hr)	Daily Heat Input (MMBtu/day)	Annual Heat Input (MMBtu/yr)

5.17. User Defined

Equipment Type	Fuel Type

5.18. Vegetation

5.18.1. Land Use Change

5.18.1.1. Unmitigated

Vegetation Land Use Type	Vegetation Soil Type	Initial Acres	Final Acres

5.18.1.2. Mitigated

Vegetation Land Use Type	Vegetation Soil Type	Initial Acres	Final Acres

5.18.1. Biomass Cover Type

5.18.1.1. Unmitigated

Biomass Cover Type	Initial Acres	Final Acres

5.18.1.2. Mitigated

Biomass Cover Type	Initial Acres	Final Acres

5.18.2. Sequestration

5.18.2.1. Unmitigated

Tree Type	Number	Electricity Saved (kWh/year)	Natural Gas Saved (btu/year)

5.18.2.2. Mitigated

Tree Type	Number	Electricity Saved (kWh/year)	Natural Gas Saved (btu/year)

6. Climate Risk Detailed Report

6.1. Climate Risk Summary

Cal-Adapt midcentury 2040–2059 average projections for four hazards are reported below for your project location. These are under Representation Concentration Pathway (RCP) 8.5 which assumes GHG emissions will continue to rise strongly through 2050 and then plateau around 2100.

Climate Hazard	Result for Project Location	Unit
Temperature and Extreme Heat	15.6	annual days of extreme heat
Extreme Precipitation	8.00	annual days with precipitation above 20 mm
Sea Level Rise	—	meters of inundation depth
Wildfire	49.8	annual hectares burned

Temperature and Extreme Heat data are for grid cell in which your project are located. The projection is based on the 98th historical percentile of daily maximum/minimum temperatures from observed historical data (32 climate model ensemble from Cal-Adapt, 2040–2059 average under RCP 8.5). Each grid cell is 6 kilometers (km) by 6 km, or 3.7 miles (mi) by 3.7 mi.
Extreme Precipitation data are for the grid cell in which your project are located. The threshold of 20 mm is equivalent to about ¾ an inch of rain, which would be light to moderate rainfall if received over a full day or heavy rain if received over a period of 2 to 4 hours. Each grid cell is 6 kilometers (km) by 6 km, or 3.7 miles (mi) by 3.7 mi.
Sea Level Rise data are for the grid cell in which your project are located. The projections are from Radke et al. (2017), as reported in Cal-Adapt (Radke et al., 2017, CEC-500-2017-008), and consider inundation location and depth for the San Francisco Bay, the Sacramento-San Joaquin River Delta and California coast resulting different increments of sea level rise coupled with extreme storm events. Users may select from four scenarios to view the range in potential inundation depth for the grid cell. The four scenarios are: No rise, 0.5 meter, 1.0 meter, 1.41 meters
Wildfire data are for the grid cell in which your project are located. The projections are from UC Davis, as reported in Cal-Adapt (2040–2059 average under RCP 8.5), and consider historical data of climate, vegetation, population density, and large (> 400 ha) fire history. Users may select from four model simulations to view the range in potential wildfire probabilities for the grid cell. The four simulations make different assumptions about expected rainfall and temperature are: Warmer/drier (HadGEM2-ES), Cooler/wetter (CNRM-CM5), Average conditions (CanESM2), Range of different rainfall and temperature possibilities (MIROC5). Each grid cell is 6 kilometers (km) by 6 km, or 3.7 miles (mi) by 3.7 mi.

6.2. Initial Climate Risk Scores

Climate Hazard	Exposure Score	Sensitivity Score	Adaptive Capacity Score	Vulnerability Score
Temperature and Extreme Heat	2	0	0	N/A
Extreme Precipitation	N/A	N/A	N/A	N/A
Sea Level Rise	1	0	0	N/A
Wildfire	1	0	0	N/A
Flooding	N/A	N/A	N/A	N/A
Drought	N/A	N/A	N/A	N/A

Snowpack Reduction	N/A	N/A	N/A	N/A
Air Quality Degradation	0	0	0	N/A

The sensitivity score reflects the extent to which a project would be adversely affected by exposure to a climate hazard. Exposure is rated on a scale of 1 to 5, with a score of 5 representing the greatest exposure.
The adaptive capacity of a project refers to its ability to manage and reduce vulnerabilities from projected climate hazards. Adaptive capacity is rated on a scale of 1 to 5, with a score of 5 representing the greatest ability to adapt.
The overall vulnerability scores are calculated based on the potential impacts and adaptive capacity assessments for each hazard. Scores do not include implementation of climate risk reduction measures.

6.3. Adjusted Climate Risk Scores

Climate Hazard	Exposure Score	Sensitivity Score	Adaptive Capacity Score	Vulnerability Score
Temperature and Extreme Heat	2	1	1	3
Extreme Precipitation	N/A	N/A	N/A	N/A
Sea Level Rise	1	1	1	2
Wildfire	1	1	1	2
Flooding	N/A	N/A	N/A	N/A
Drought	N/A	N/A	N/A	N/A
Snowpack Reduction	N/A	N/A	N/A	N/A
Air Quality Degradation	1	1	1	2

The sensitivity score reflects the extent to which a project would be adversely affected by exposure to a climate hazard. Exposure is rated on a scale of 1 to 5, with a score of 5 representing the greatest exposure.
The adaptive capacity of a project refers to its ability to manage and reduce vulnerabilities from projected climate hazards. Adaptive capacity is rated on a scale of 1 to 5, with a score of 5 representing the greatest ability to adapt.
The overall vulnerability scores are calculated based on the potential impacts and adaptive capacity assessments for each hazard. Scores include implementation of climate risk reduction measures.

6.4. Climate Risk Reduction Measures

7. Health and Equity Details

7.1. CalEnviroScreen 4.0 Scores

The maximum CalEnviroScreen score is 100. A high score (i.e., greater than 50) reflects a higher pollution burden compared to other census tracts in the state.

Indicator	Result for Project Census Tract
Exposure Indicators	—
AQ-Ozone	47.0
AQ-PM	23.4
AQ-DPM	1.77
Drinking Water	65.1
Lead Risk Housing	81.1
Pesticides	60.9
Toxic Releases	17.7
Traffic	22.5
Effect Indicators	—
CleanUp Sites	63.7
Groundwater	66.9
Haz Waste Facilities/Generators	77.2
Impaired Water Bodies	77.3
Solid Waste	59.2
Sensitive Population	—
Asthma	19.1
Cardio-vascular	1.86
Low Birth Weights	20.5
Socioeconomic Factor Indicators	—
Education	62.9
Housing	38.8
Linguistic	—
Poverty	48.0
Unemployment	15.8

7.2. Healthy Places Index Scores

The maximum Health Places Index score is 100. A high score (i.e., greater than 50) reflects healthier community conditions compared to other census tracts in the state.

Indicator	Result for Project Census Tract
Economic	—
Above Poverty	37.91864494
Employed	27.51186963
Median HI	57.38483254
Education	—
Bachelor's or higher	40.20274605
High school enrollment	12.02361093
Preschool enrollment	52.4573335
Transportation	—
Auto Access	80.12318748
Active commuting	59.59194149
Social	—
2-parent households	43.74438599
Voting	53.68920826
Neighborhood	—
Alcohol availability	61.7862184
Park access	49.94225587
Retail density	0.320800719
Supermarket access	11.20236109
Tree canopy	71.98768125
Housing	—
Homeownership	77.53111767
Housing habitability	69.08764276
Low-inc homeowner severe housing cost burden	45.18157321
Low-inc renter severe housing cost burden	59.27114077
Uncrowded housing	37.66200436
Health Outcomes	—

Insured adults	42.12755037
Arthritis	0.0
Asthma ER Admissions	80.4
High Blood Pressure	0.0
Cancer (excluding skin)	0.0
Asthma	0.0
Coronary Heart Disease	0.0
Chronic Obstructive Pulmonary Disease	0.0
Diagnosed Diabetes	0.0
Life Expectancy at Birth	17.7
Cognitively Disabled	22.1
Physically Disabled	34.8
Heart Attack ER Admissions	89.6
Mental Health Not Good	0.0
Chronic Kidney Disease	0.0
Obesity	0.0
Pedestrian Injuries	19.6
Physical Health Not Good	0.0
Stroke	0.0
Health Risk Behaviors	—
Binge Drinking	0.0
Current Smoker	0.0
No Leisure Time for Physical Activity	0.0
Climate Change Exposures	—
Wildfire Risk	67.3
SLR Inundation Area	0.0
Children	44.4
Elderly	64.7

English Speaking	56.2
Foreign-born	34.5
Outdoor Workers	27.5
Climate Change Adaptive Capacity	—
Impervious Surface Cover	89.0
Traffic Density	17.4
Traffic Access	23.0
Other Indices	—
Hardship	70.7
Other Decision Support	—
2016 Voting	61.8

7.3. Overall Health & Equity Scores

Metric	Result for Project Census Tract
CalEnviroScreen 4.0 Score for Project Location (a)	31.0
Healthy Places Index Score for Project Location (b)	44.0
Project Located in a Designated Disadvantaged Community (Senate Bill 535)	No
Project Located in a Low-Income Community (Assembly Bill 1550)	Yes
Project Located in a Community Air Protection Program Community (Assembly Bill 617)	No

a: The maximum CalEnviroScreen score is 100. A high score (i.e., greater than 50) reflects a higher pollution burden compared to other census tracts in the state.
b: The maximum Health Places Index score is 100. A high score (i.e., greater than 50) reflects healthier community conditions compared to other census tracts in the state.

7.4. Health & Equity Measures

No Health & Equity Measures selected.

7.5. Evaluation Scorecard

Health & Equity Evaluation Scorecard not completed.

7.6. Health & Equity Custom Measures

No Health & Equity Custom Measures created.

8. User Changes to Default Data

Screen	Justification
Land Use	Based on Project Information
Construction: Construction Phases	Shifted to overlap paving and architectural coating with building construction
Construction: Trips and VMT	—
Operations: Vehicle Data	Based on traffic study ITE rates for afforable housing units.
Operations: Energy Use	No natural gas used, adjusted natural gas to electric to account for additional electrical appliances etc.
Construction: Dust From Material Movement	based on project information. All export is modeled in each phase as a conservative estimate of export

Appendix C

Construction Assumptions and Calculations

Ventura Ranch
Unmitigated Construction Health Risk Assessment

Date: **8/11/2025**

361	1090	631	261	L/kg
1				no units
0.95890411				years
0.000001				no units
1.1				mg/kg-day-1
10	10	3	1	no units
0.04	0.00	0.00	0.00	years
0.14	**0.11**	0.00	0.00	years
0.00	0.08	0.00	0.00	years
0.00	**0.84**	0.00	0.00	years
0.00	**0.08**	0.00	0.00	years
0.00	**0.08**	0.00	0.00	years
0.00	**0.12**	**0.13**	0.00	years
0.00	**0.00**	0.08	0.00	years
0.00	0.00	**0.84**	0.00	years
0.00	0.00	**0.08**	0.00	years
0.00	0.00	**0.08**	0.00	years
0.18	**0.07**	0.00	0.00	years
0.00	0.08	0.00	0.00	years
0.00	**0.84**	0.00	0.00	years
0.00	**0.08**	0.00	0.00	years
0.00	**0.08**	0.00	0.00	years
0.00	0.00	0.25	0.00	years
0.00	0.00	0.08	0.00	years
0.00	0.00	0.84	0.00	years
0.00	0.00	0.08	0.00	years
0.00	0.00	0.08	0.00	years
0.00	**0.18**	**0.07**	**0.00**	years
0.00	**0.00**	**0.08**	**0.00**	years
0.00	**0.00**	**0.84**	**0.00**	years
0.00	**0.00**	**0.08**	**0.00**	years
0.00	**0.00**	**0.08**	**0.00**	years
70				years
1	1	1	0.73	day
1,000,000				no units
3.46E-04	1.05E-03	6.05E-04	2.50E-04	
1.57E-01	1.57E-01	4.71E-02	1.15E-02	

FAH

If school is within the 1 per million cancer bracket:		If school is not within the 1 per milliion cancer bracket:
3rd to 2 years	1	3rd to 2 years
2 to 16	1	2 to 16
16-30	0.73	16-30

Dose = (Cair X DBR X A X EF X Constant 1)

Cair =	concentration in air ($\mu g/m^3$)	= DBR * A * EF * Constant1
DBR =	daily breathing rate normalized to body weight (l/kg bod	= CPF * ASF * (1/AT) * FHA
A =	Inhalation adsorption factor (unitless)	*Source: OEHHA 2015*
EF =	Exposure frequency (unitless), days/365 days	
Constant 1 =	micrograms to milligrams conversion, liters to cubic meters conversion	0.85

Cancer Risk =	Dose X CPF x ASF x (ED/AT) X FAH	0.72	
	Dose = Daily inhalation dose (mg/kg-day)	0.73	
	CPF = Inhalation cancer potency factor ($mg/kg\text{-}day^{-1}$)		*Source: OEHHA 2015*
	ASF = Age sensitivity factor for a specified age group (unitless)		
	ED = Exposure duration (in years) for a specified age group		
	AT = Averaging time for lifetime cancer risk (years)		
	FAH = Fraction of time spent at home (unitless)		
Risk per Million =	Cancer Risk X Constant 2		

Onsite Concentrations

	Source ID	(lbs/day)	(gr/day)	(gr/sec)
Onsite Equipment				
P1 - Demolition	P1A	0.84	381.02	1.06E-02
P1- Site Preparation	P1B	1.24	562.45	1.56E-02
P1- Grading	P1B	0.65	294.84	8.19E-03
P1- Building Construction	P1C	0.38	172.37	4.79E-03
P1- Paving	P1B	0.30	136.08	3.78E-03
P1- Architectural Coating	P1C	0.02	9.07	2.52E-04
P2 (off) - Site Preparation	P2A	1.14	517.10	1.44E-02
P2 (off) - Grading	P2A	0.57	258.55	7.18E-03
P2 (off) - Building Construction	P2B	0.30	136.08	3.78E-03
P2 (off) - Paving	P2A	0.20	90.72	2.52E-03
P2 (off) - Architectural Coating	P2B	0.01	4.54	1.26E-04
P2 (on) - Site Preparation	P2A	1.14	517.10	1.44E-02
P2 (on) - Grading	P2A	0.57	258.55	7.18E-03
P2 (on) - Building Construction	P2B	0.30	136.08	3.78E-03
P2 (on) - Paving	P2A	0.20	90.72	2.52E-03
P2 (on) - Architectural Coating	P2B	0.01	4.54	1.26E-04
P3 (off) - Site Preparation	**P3A**	**1.14**	**517.10**	**1.44E-02**
P3 (off) - Grading	**P3A**	**0.57**	**258.55**	**7.18E-03**
P3 (off) - Building Construction	**P3B**	**0.30**	**136.08**	**3.78E-03**
P3 (off) - Paving	**P3A**	**0.20**	**90.72**	**2.52E-03**
P3 (off) - Architectural Coating	**P3B**	**0.01**	**4.54**	**1.26E-04**
P3 (on) - Site Preparation	**P3A**	**1.14**	**517.10**	**1.44E-02**
P3 (on) - Grading	**P3A**	**0.57**	**258.55**	**7.18E-03**
P3 (on) - Building Construction	**P3B**	**0.30**	**136.08**	**3.78E-03**
P3 (on) - Paving	**P3A**	**0.20**	**90.72**	**2.52E-03**
P3 (on) - Architectural Coating	**P3B**	**0.01**	**4.54**	**1.26E-04**

Offsite Concentrations

Source ID	PM10 (gr/mile)	Miles	PM10 (grs/day)	PM10 (gr/sec)

P1 Haul -Demo	P1A	0.12886147	0.39	0.0499722	1.38812E-06
P1 Haul - Grading	P1B	1.36077711	0.39	0.5277063	1.46585E-05
P1 Haul - BC	P1B	0.2223492	0.39	0.0862265	2.39518E-06
P2 Haul - Grading	P2A	1.36077711	0.39	0.5277063	1.46585E-05
P2 Haul - BC	P2B	0.2223492	0.39	0.0862265	2.39518E-06
P2 Haul - Grading	**P3A**	**1.36077711**	**0.39**	**0.5277063**	**1.46585E-05**
P2 Haul - BC	**P3B**	**0.2223492**	**0.39**	**0.0862265**	**2.39518E-06**

Ventura Ranch
Unmitigated Construction Health Risk Assessment

Sources	**Description**	**#VS**	**Meters**	**Miles**	**area (m^2)**
Construction					
P1A	Demolition				**5181.2**
P1B	Site Prep, Grading, Paving				**23775.7**
P1C	Building Construction & Architectural Coating				**14295.3**
P2A	Site Prep, Grading, Paving				**19054.8**
P2B	Building Construction & Architectural Coating				**11250**
P3A	**Site Prep, Grading, Paving**				**39239.6**
P3B	**Building Construction & Architectural Coating**				**28425.8**
					141222.4
Hauling	Site to SR-33	31	624.1	0.39	

Receptors	
1-360	Offsite Residences
361 - 467	Onsite Phase 1 Residences

Assumptions and Constants:

365	days per year
453.59237	conversion from lbs to grams
10	hours per day construction
60	minutes per hour
60	seconds per minute
0.000621371	conversion of meters to miles.

Age Bins

				3rd	0-2	2-16	17-30
			Start	3/1/2026	6/1/2026	6/1/2028	NA
			End	5/31/2026	5/31/2028	**12/31/2031**	NA
			Days	65	523	**1122**	
	Start	End	Days				
			Phase 1				
P1 - Demolition	**3/1/2026**	**3/19/26**	**14**	14	0	0	
P1- Site Preparation	**3/20/2026**	**7/23/26**	**90**	51	39	0	
P1- Grading	**7/24/2026**	**9/3/26**	**30**	0	30	0	
P1- Building Construction	**9/4/2026**	**11/5/27**	**306**	0	306	0	
P1- Paving	**9/25/2027**	**11/5/27**	**30**	0	30	0	
P1- Architectural Coating	**9/25/2027**	**11/5/2027**	**30**	0	30	0	
			Phase 2 (Offsite)				
P2 (off) - Site Preparation	**4/1/2028**	**8/4/2028**	**90**	0	43	47	
P2 (off) - Grading	**8/5/2028**	**9/15/2028**	**30**	0	0	30	
P2 (off) - Building Construction	**9/16/2028**	**11/16/2029**	**305**	0	0	305	
P2 (off) - Paving	**10/6/2029**	**11/16/2029**	**30**	0	0	30	
P2 (off) - Architectural Coating	**10/6/29**	**11/16/29**	**30**	0	0	30	
			Phase 2 (Onsite)				
			Start	4/1/2028	7/1/2028	7/1/2030	NA
			End	6/31/2028	6/31/2030	12/31/2031	NA
	Start	End	Days	65	360		
P2 (on) - Site Preparation	**4/1/2028**	**8/4/2028**	**90**	65	25	0	
P2 (on) - Grading	**8/5/2028**	**9/15/2028**	**30**	0	30	0	
P2 (on) - Building Construction	**9/16/2028**	**11/16/2029**	**305**	0	305	0	
P2 (on) - Paving	**10/6/2029**	**11/16/2029**	**30**	0	30	0	
P2 (on) - Architectural Coating	**10/6/29**	**11/16/29**	**30**	0	30	0	
			Phase 3 (Offsite)				
P3 (off) - Site Preparation	**4/1/2030**	**8/2/2030**	**90**	0	0	90	
P3 (off) - Grading	**8/3/2030**	**9/13/2030**	**30**	0	0	30	
P3 (off) - Building Construction	**9/14/2030**	**11/15/2031**	**305**	0	0	305	
P3 (off) - Paving	**10/6/2031**	**11/15/2031**	**30**	0	0	30	
P (off) - Architectural Coating	**10/6/31**	**11/15/31**	**30**	0	0	30	
			Phase 3 (Onsite)				
			Start	4/1/2028	7/1/2028	7/1/2030	NA
			End	6/31/2028	6/30/2030	12/31/2031	NA
	Start	End	Days				

P3 (on) - Site Preparation	**4/1/2030**	**8/2/2030**	**90**	0	65	25
P3 (on) - Grading	**8/3/2030**	**9/13/2030**	**30**	0	0	30
P3 (on) - Building Construction	**9/14/2030**	**11/15/2031**	**305**	0	0	305
P3 (on) - Paving	**10/6/2031**	**11/15/2031**	**30**	0	0	30
P3 (on) - Architectural Coating	**10/6/31**	**11/15/31**	**30**	0	0	30

Ventura Ranch

Unmitigated Cancer Risk Summary - Offsite Residential

		Construction Cancer Risk																	
		Phase 1						Phase 2					Phase 3						
Receptor #	Total Per/Million	Demo	Site Prep	Grading	BC	Paving	AC	Site Prep	Grading	BC	Paving	AC	Site Prep	Grading	BC	Paving	AC	Receptor	Receptor #
	32.77	2.99	9.68	2.72	13.16	1.26	0.07	3.77	0.19	1.02	0.07	0.00	1.30	0.22	0.97	0.08	0.00	86	
1	3.775047	0.09054	0.68537	0.19289	1.09658	0.089	0.00566	0.88327	0.04498	0.242	0.01578	0.00079	0.20255	0.03377	0.17974	0.01185	0.00027		1
2	3.386229	0.07171	0.58386	0.16433	0.93695	0.07582	0.00483	0.81132	0.04132	0.22101	0.01449	0.00072	0.21718	0.03621	0.19347	0.0127	0.0003		2
3	2.99846	0.05569	0.49031	0.13801	0.78955	0.06367	0.00407	0.72582	0.03697	0.19647	0.01297	0.00064	0.22838	0.03807	0.20414	0.01336	0.00034		3
4	2.626109	0.04274	0.40705	0.11458	0.65803	0.05286	0.0034	0.63347	0.03226	0.1703	0.01132	0.00056	0.2353	0.03923	0.21087	0.01376	0.00039		4
5	2.277975	0.03255	0.33483	0.09426	0.54374	0.04348	0.00281	0.5404	0.02752	0.14424	0.00965	0.00047	0.23731	0.03956	0.213	0.01388	0.00028		5
6	1.95958	0.02484	0.2727	0.07677	0.44677	0.03541	0.0023	0.4519	0.02302	0.11976	0.00807	0.00039	0.23425	0.03905	0.21034	0.0137	0.00031		6
7	1.671053	0.01924	0.22173	0.06243	0.36509	0.02879	0.00188	0.37011	0.01885	0.09747	0.00661	0.00032	0.22529	0.03756	0.20215	0.01318	0.00034		7
8	1.417815	0.01521	0.18056	0.05084	0.29843	0.02345	0.00154	0.29909	0.01524	0.07837	0.00534	0.00026	0.21177	0.0353	0.18964	0.01238	0.00039		8
9	1.200343	0.0123	0.14754	0.04155	0.2452	0.01916	0.00126	0.24019	0.01224	0.06269	0.00429	0.00021	0.19512	0.03253	0.1742	0.01141	0.00045		9
10	1.012806	0.0092	0.1215	0.03422	0.20276	0.01578	0.00105	0.19225	0.00979	0.05006	0.00343	0.00016	0.17598	0.02934	0.15647	0.01029	0.00052		10
11	0.8344	0.00791	0.08781	0.02474	0.16869	0.0114	0.00087	0.15392	0.00784	0.03996	0.00275	0.00013	0.15551	0.02592	0.13757	0.00909	0.00028		11
12	0.700533	0.00698	0.07316	0.02061	0.14212	0.0095	0.00073	0.12351	0.00629	0.0321	0.00221	0.00011	0.13437	0.0224	0.11827	0.00786	0.00031		12
13	0.58857	0.00627	0.06211	0.0175	0.12135	0.00807	0.00063	0.10025	0.00511	0.0261	0.00179	8.6E-05	0.11382	0.01897	0.09952	0.00666	0.00035		13
14	0.471897	0.00568	0.05369	0.01513	0.09447	0.00697	0.00049	0.07257	0.0037	0.01885	0.0013	6.2E-05	0.09485	0.01581	0.08239	0.00555	0.00039		14
15	0.381219	0.00521	0.0474	0.01336	0.08295	0.00616	0.00043	0.06025	0.00307	0.01575	0.00108	5.2E-05	0.06967	0.01162	0.05972	0.00407	0.00045		15
16	0.32037	0.00481	0.04241	0.01195	0.07417	0.00551	0.00038	0.05146	0.00262	0.01354	0.00092	4.4E-05	0.05405	0.00901	0.04605	0.00316	0.00028		16
17	0.25316	0.00416	0.03589	0.01011	0.06373	0.00466	0.00033	0.04229	0.00216	0.01119	0.00076	3.7E-05	0.03739	0.00623	0.03173	0.00219	0.00031		17
18	0.220732	0.00389	0.03288	0.00927	0.05842	0.00427	0.0003	0.0378	0.00193	0.01003	0.00068	3.3E-05	0.02932	0.00489	0.02497	0.00171	0.00035		18
19	0.18322	0.00347	0.02867	0.00808	0.05108	0.00372	0.00026	0.03221	0.00164	0.00856	0.00058	2.8E-05	0.02137	0.00356	0.01835	0.00125	0.0004		19
20	0.160607	0.00321	0.02604	0.00734	0.04624	0.00338	0.00024	0.02865	0.00146	0.00763	0.00051	2.5E-05	0.01695	0.00283	0.01467	0.00099	0.00045		20
21	0.138338	0.00292	0.02325	0.00655	0.04085	0.00302	0.00021	0.02491	0.00127	0.00665	0.00044	2.2E-05	0.01332	0.00222	0.01162	0.00078	0.00029		21
22	1.755942	0.01914	0.22657	0.06379	0.37375	0.02942	0.00193	0.39084	0.01991	0.10256	0.00698	0.00034	0.24504	0.04085	0.22017	0.01433	0.00032		22
23	1.483136	0.0151	0.18323	0.05159	0.30336	0.02379	0.00156	0.3121	0.0159	0.08145	0.00558	0.00027	0.23038	0.0384	0.20658	0.01347	0.00036		23
24	1.249461	0.01227	0.14905	0.04197	0.24767	0.01936	0.00128	0.24744	0.01261	0.06434	0.00442	0.00021	0.21164	0.03528	0.18914	0.01238	0.0004		24
25	1.04988	0.00936	0.12241	0.03447	0.20395	0.0159	0.00105	0.19586	0.00998	0.05082	0.0035	0.00017	0.19009	0.03169	0.16907	0.01112	0.00045		25
26	0.863652	0.00815	0.08895	0.02506	0.1694	0.01155	0.00087	0.1556	0.00793	0.04026	0.00278	0.00013	0.1672	0.02787	0.14783	0.00978	0.00029		26
27	0.722286	0.00724	0.07392	0.02083	0.14256	0.0096	0.00074	0.124	0.00632	0.03213	0.00222	0.00011	0.14367	0.02395	0.12628	0.0084	0.00032		27
28	0.59303	0.00651	0.06262	0.01764	0.11088	0.00813	0.00057	0.10019	0.00511	0.02603	0.00179	8.5E-05	0.12067	0.02012	0.10527	0.00706	0.00036		28
29	0.484838	0.00594	0.05451	0.01536	0.09561	0.00708	0.00049	0.0728	0.00371	0.0189	0.0013	6.2E-05	0.09978	0.01663	0.08641	0.00584	0.0004		29
30	0.39656	0.00553	0.04891	0.01378	0.08528	0.00635	0.00044	0.06175	0.00315	0.01613	0.0011	5.3E-05	0.07387	0.01231	0.06312	0.00432	0.00046		30
31	0.30881	0.00478	0.04123	0.01162	0.07284	0.00535	0.00038	0.0498	0.00254	0.01313	0.00089	4.3E-05	0.05116	0.00853	0.04324	0.00299	0.00029		31
32	0.216652	0.00381	0.03183	0.00897	0.05671	0.00413	0.00029	0.0368	0.00188	0.00974	0.00066	3.2E-05	0.0297	0.00495	0.02509	0.00174	0.00033		32
33	0.196002	0.00366	0.03	0.00845	0.05339	0.0039	0.00028	0.03404	0.00174	0.00903	0.00061	3E-05	0.02434	0.00406	0.0207	0.00142	0.00036		33
34	0.187728	0.00362	0.02947	0.00831	0.0525	0.00383	0.00027	0.03318	0.00169	0.00883	0.00059	2.9E-05	0.02161	0.0036	0.01853	0.00126	0.0004		34
35	0.529133	0.00645	0.05775	0.01628	0.10753	0.0075	0.00055	0.08343	0.00425	0.02174	0.00149	7.1E-05	0.10624	0.01771	0.09164	0.00621	0.0003		35
36	0.406957	0.00579	0.04999	0.01409	0.08699	0.00649	0.00045	0.06257	0.00319	0.01637	0.00112	5.4E-05	0.07688	0.01282	0.06534	0.0045	0.00033		36
37	6.684025	0.2849	1.5991	0.45005	2.47989	0.20766	0.0128	1.05883	0.05393	0.29624	0.01892	0.00097	0.10543	0.01759	0.09118	0.00617	0.00036		37
38	6.809636	0.27596	1.56157	0.43948	2.42456	0.20279	0.01251	1.20555	0.0614	0.33772	0.02154	0.00111	0.12679	0.02115	0.1097	0.00741	0.0004		38
39	6.673636	0.2493	1.45467	0.40939	2.26429	0.18891	0.01168	1.31735	0.06709	0.36882	0.02354	0.00121	0.1516	0.02528	0.13135	0.00887	0.0003		39

Ventura Ranch

Unmitigated Cancer Risk Summary - Offsite Residential

		Construction Cancer Risk																	
		Phase 1						Phase 2					**Phase 3**						
Receptor #	Total Per/Million	Demo	Site Prep	Grading	BC	Paving	AC	Site Prep	Grading	BC	Paving	AC	Site Prep	Grading	BC	Paving	AC	Receptor	Receptor #
40	6.342588	0.21171	1.3033	0.36679	2.03763	0.16925	0.01051	1.38336	0.07045	0.3862	0.02471	0.00127	0.18007	0.03003	0.15646	0.01053	0.00033		40
41	7.409993	0.33172	1.80435	0.50781	2.78436	0.23432	0.01437	1.12349	0.05723	0.31439	0.02007	0.00103	0.1037	0.01731	0.08942	0.00606	0.00036		41
42	7.601726	0.32431	1.77111	0.49844	2.73691	0.23	0.01412	1.3063	0.06653	0.36638	0.02334	0.0012	0.12585	0.02099	0.10848	0.00736	0.0004		42
43	7.476507	0.29312	1.64949	0.46421	2.5575	0.21421	0.0132	1.45608	0.07416	0.40853	0.02601	0.00134	0.1524	0.02542	0.13149	0.00891	0.00045		43
44	7.126545	0.24722	1.47245	0.41439	2.29889	0.19121	0.01186	1.55981	0.07944	0.43663	0.02787	0.00143	0.18424	0.03072	0.15933	0.01077	0.00029		44
45	6.608185	0.19499	1.26489	0.35598	1.99776	0.16426	0.01031	1.59995	0.08148	0.44547	0.02858	0.00146	0.22106	0.03686	0.1919	0.01293	0.00032		45
46	1.81366	0.01437	0.19523	0.05498	0.32235	0.02535	0.00166	0.36656	0.01867	0.09356	0.00655	0.00031	0.33524	0.05588	0.30298	0.0196	0.00036		46
47	1.506668	0.01241	0.15607	0.04396	0.25811	0.02027	0.00133	0.27496	0.01401	0.06999	0.00491	0.00023	0.30599	0.051	0.27514	0.01789	0.0004		47
48	8.525309	0.38526	2.0233	0.56941	3.1066	0.26275	0.01603	1.40941	0.07178	0.39559	0.02518	0.0013	0.12391	0.02067	0.10642	0.00725	0.00045		48
49	8.457286	0.35035	1.89135	0.53227	2.92019	0.24561	0.01507	1.61685	0.08234	0.45451	0.02889	0.00149	0.15251	0.02544	0.13099	0.00892	0.00051		49
50	8.059111	0.29201	1.67524	0.47145	2.61145	0.21755	0.01347	1.76735	0.09001	0.49611	0.03157	0.00163	0.18734	0.03124	0.16115	0.01096	0.00058		50
51	7.40341	0.22344	1.41528	0.3983	2.23242	0.18379	0.01152	1.82563	0.09297	0.50992	0.03262	0.00167	0.22753	0.03794	0.1964	0.01331	0.00068		51
52	1.923557	0.01514	0.19905	0.05605	0.32772	0.02585	0.00169	0.38047	0.01938	0.09635	0.0068	0.00032	0.37271	0.06213	0.33779	0.0218	0.00032		52
53	1.569972	0.01318	0.14083	0.03967	0.26128	0.01829	0.00135	0.28125	0.01433	0.07109	0.00502	0.00023	0.34003	0.05668	0.3065	0.01989	0.00035		53
54	1.301512	0.01173	0.11494	0.03238	0.2124	0.01493	0.0011	0.21073	0.01074	0.05335	0.00376	0.00017	0.2998	0.04997	0.26758	0.01753	0.00039		54
55	9.511863	0.41987	2.16745	0.60997	3.31394	0.28147	0.0171	1.76866	0.09008	0.49797	0.0316	0.00163	0.14983	0.02499	0.1281	0.00876	0.00044		55
56	9.08833	0.34741	1.91035	0.53761	2.95475	0.24808	0.01525	1.9866	0.10117	0.55937	0.03549	0.00183	0.18741	0.03125	0.16031	0.01096	0.00049		56
57	8.32165	0.25847	1.59164	0.44793	2.4986	0.20669	0.01289	2.08987	0.10643	0.58597	0.03734	0.00192	0.23206	0.03869	0.19901	0.01357	0.00056		57
58	7.331722	0.17681	1.27029	0.3575	2.01961	0.16496	0.01042	2.03749	0.10376	0.56629	0.0364	0.00186	0.2806	0.04678	0.24188	0.01641	0.00065		58
59	2.051105	0.01617	0.2033	0.05725	0.33378	0.0264	0.00172	0.39462	0.0201	0.09902	0.00705	0.00032	0.41723	0.06955	0.37941	0.0244	0.00077		59
60	1.673382	0.01414	0.144	0.04056	0.26523	0.0187	0.00137	0.28725	0.01463	0.07209	0.00513	0.00024	0.38002	0.06335	0.34353	0.02222	0.00093		60
61	1.38511	0.01255	0.11738	0.03307	0.21549	0.01524	0.00111	0.21346	0.01088	0.05375	0.00381	0.00018	0.33408	0.05569	0.29857	0.01954	0.00031		61
62	2.199526	0.01745	0.20807	0.0586	0.34061	0.02702	0.00176	0.40909	0.02084	0.10162	0.00731	0.00033	0.47075	0.07847	0.42976	0.02753	0.00034		62
63	1.794766	0.01525	0.14737	0.04151	0.26982	0.01914	0.00139	0.29345	0.01495	0.07311	0.00524	0.00024	0.42814	0.07136	0.38838	0.02504	0.00038		63
64	1.485569	0.01344	0.11995	0.03379	0.21928	0.01558	0.00113	0.21653	0.01103	0.05429	0.00387	0.00018	0.37544	0.06258	0.3361	0.02196	0.00042		64
65	1.942574	0.01657	0.15141	0.04265	0.27551	0.01966	0.00142	0.30024	0.0153	0.07435	0.00536	0.00024	0.48657	0.0811	0.44325	0.02845	0.00047		65
66	15.22992	0.94517	4.01777	1.13067	5.88464	0.52175	0.03036	1.83132	0.09328	0.50895	0.03272	0.00167	0.1115	0.01862	0.09445	0.00652	0.00054		66
67	15.40342	0.88243	3.76607	1.05981	5.57333	0.48907	0.02876	2.45065	0.12481	0.68789	0.04378	0.00226	0.14211	0.02371	0.1198	0.00831	0.00062		67
68	0.3918	0.00754	0.05768	0.01625	0.10008	0.00749	0.00052	0.06988	0.00356	0.01865	0.00125	6.1E-05	0.05346	0.00891	0.04262	0.00313	0.00073		68
69	0.319718	0.00652	0.04993	0.01407	0.0879	0.00648	0.00045	0.06	0.00306	0.01604	0.00107	5.3E-05	0.03568	0.00595	0.02954	0.00209	0.00088		69
70	0.273697	0.00577	0.04432	0.01249	0.07825	0.00576	0.0004	0.05239	0.00267	0.01402	0.00094	4.6E-05	0.02679	0.00447	0.02274	0.00157	0.00109		70
71	0.244148	0.00524	0.04046	0.0114	0.07128	0.00525	0.00037	0.04701	0.0024	0.0126	0.00084	4.1E-05	0.02198	0.00367	0.01892	0.00129	0.00141		71
72	18.73748	1.30109	5.12942	1.44348	7.34818	0.66611	0.03791	1.92099	0.09785	0.52884	0.03432	0.00173	0.10899	0.01821	0.09206	0.00637	0.00193		72
73	18.82338	1.21399	4.77139	1.3427	6.90481	0.61962	0.03563	2.70636	0.13783	0.75446	0.04835	0.00247	0.13823	0.02307	0.11605	0.00808	0.00033		73
74	0.537372	0.0095	0.06984	0.01968	0.11928	0.00907	0.00062	0.08816	0.00449	0.02344	0.00158	7.7E-05	0.0961	0.01602	0.07353	0.00562	0.00036		74
75	0.420664	0.00841	0.06229	0.01755	0.10719	0.00809	0.00055	0.07594	0.00387	0.02022	0.00136	6.6E-05	0.0569	0.00949	0.04502	0.00333	0.0004		75
76	0.347717	0.00731	0.05448	0.01535	0.09501	0.00707	0.00049	0.06582	0.00336	0.01755	0.00118	5.8E-05	0.03879	0.00647	0.03206	0.00227	0.00045		76
77	0.299187	0.00646	0.04843	0.01364	0.08497	0.00629	0.00044	0.05773	0.00294	0.01541	0.00103	5.1E-05	0.02953	0.00492	0.02509	0.00173	0.00051		77
78	0.272917	0.00598	0.04505	0.01269	0.07898	0.00585	0.00041	0.05289	0.0027	0.01414	0.00094	4.6E-05	0.02522	0.00421	0.02175	0.00147	0.00059		78
79	23.97808	1.89752	6.83911	1.92458	9.51342	0.88814	0.04909	1.97203	0.10046	0.53469	0.03523	0.00175	0.10704	0.01789	0.09019	0.00626	0.00069		79

Ventura Ranch

Unmitigated Cancer Risk Summary - Offsite Residential

		Construction Cancer Risk																	
		Phase 1						Phase 2					Phase 3						
Receptor #	Total Per/Million	Demo	Site Prep	Grading	BC	Paving	AC	Site Prep	Grading	BC	Paving	AC	Site Prep	Grading	BC	Paving	AC	Receptor	Receptor #
80	23.80484	1.76788	6.30557	1.7744	8.84744	0.81885	0.04565	2.94928	0.15021	0.81199	0.05269	0.00266	0.13454	0.02246	0.11253	0.00787	0.00082		80
81	0.570434	0.01079	0.07496	0.02112	0.12749	0.00973	0.00066	0.09612	0.0049	0.02486	0.00172	8.1E-05	0.09972	0.01662	0.07481	0.00583	0.00101		81
82	0.457422	0.0097	0.06796	0.01915	0.11592	0.00882	0.0006	0.0837	0.00427	0.02216	0.0015	7.3E-05	0.06076	0.01013	0.04782	0.00355	0.00131		82
83	0.39884	0.00885	0.06244	0.0176	0.10662	0.00811	0.00055	0.07557	0.00385	0.02004	0.00135	6.6E-05	0.04571	0.00762	0.03748	0.00267	0.00031		83
84	0.363237	0.00828	0.05863	0.01652	0.09977	0.00761	0.00051	0.0697	0.00355	0.01851	0.00125	6.1E-05	0.03799	0.00634	0.03195	0.00222	0.00034		84
85	0.320313	0.00736	0.05274	0.01486	0.09058	0.00685	0.00047	0.062	0.00316	0.01649	0.00111	5.4E-05	0.03083	0.00514	0.02649	0.0018	0.00038		85
86	32.76623	2.99369	9.67792	2.72339	13.1599	1.25679	0.0679	1.99806	0.1018	0.52895	0.0357	0.00173	0.10643	0.0178	0.08954	0.00622	0.00043		86
87	32.6878	2.86637	8.99408	2.53089	11.7232	1.16798	0.06049	3.77061	0.19203	1.01731	0.06736	0.00334	0.14283	0.02385	0.11865	0.00835	0.00048		87
88	0.52372	0.01176	0.07609	0.02144	0.12816	0.00988	0.00066	0.09736	0.00496	0.02565	0.00174	8.4E-05	0.07283	0.01214	0.05615	0.00426	0.00055		88
89	8.007024	0.05623	2.44095	0.68988	3.688	0.31698	0.019	0.45978	0.02395	0.12315	0.00821	0.0004	0.08416	0.01456	0.0762	0.00492	0.00065		89
90	4.004495	0.03452	1.13427	0.32141	1.80436	0.1473	0.00929	0.30479	0.01591	0.08159	0.00545	0.00027	0.06759	0.01166	0.06138	0.00395	0.00077		90
91	5.649217	0.04289	1.69573	0.48072	2.55309	0.22021	0.01314	0.35642	0.01877	0.09476	0.00637	0.00031	0.07736	0.01352	0.07048	0.00452	0.00094		91
92	9.040104	0.05374	2.9615	0.83548	4.02328	0.38458	0.02074	0.42722	0.02214	0.11162	0.00763	0.00036	0.08936	0.01528	0.08075	0.00523	0.00119		92
93	2.964693	0.02806	0.81903	0.23459	1.30744	0.10636	0.00671	0.24568	0.01323	0.06579	0.00439	0.00021	0.06165	0.01099	0.05667	0.00361	0.00029		93
94	3.833678	0.03382	1.1095	0.31475	1.69583	0.14408	0.00873	0.28283	0.01485	0.07442	0.00505	0.00024	0.06971	0.01207	0.06341	0.00408	0.00032		94
95	5.294506	0.04098	1.62511	0.45905	2.33305	0.21104	0.01202	0.33334	0.01728	0.08656	0.00596	0.00028	0.07945	0.01355	0.07184	0.00465	0.00035		95
96	8.88381	0.04959	3.05939	0.86212	3.7467	0.3973	0.01932	0.41495	0.02136	0.10646	0.00741	0.00035	0.09331	0.01578	0.08393	0.00546	0.0004		96
97	16.5455	0.0573	5.94469	1.67362	7.11171	0.77199	0.03669	0.53828	0.02758	0.13641	0.00962	0.00045	0.11164	0.01878	0.09978	0.00653	0.00045		97
98	25.69732	0.06444	8.69227	2.44648	12.0868	1.12879	0.06236	0.70636	0.0361	0.17703	0.01262	0.00058	0.13398	0.02246	0.11874	0.00784	0.00051		98
99	2.159278	0.0232	0.57559	0.16467	0.93216	0.07475	0.00479	0.1987	0.01059	0.05267	0.00355	0.00017	0.05486	0.00962	0.05017	0.00321	0.00059		99
100	2.632194	0.02731	0.72509	0.20597	1.14146	0.09416	0.00587	0.22568	0.01183	0.05907	0.00403	0.00019	0.06116	0.01053	0.05556	0.00358	0.0007		100
101	3.366714	0.03227	0.96749	0.2737	1.46386	0.12564	0.00754	0.26219	0.01361	0.06801	0.00468	0.00022	0.06876	0.01172	0.06214	0.00402	0.00085		101
102	4.769332	0.03807	1.4515	0.40955	2.07926	0.18849	0.01072	0.31782	0.01638	0.08179	0.00568	0.00027	0.07934	0.01342	0.07133	0.00464	0.00107		102
103	7.176251	0.0435	2.24748	0.63327	3.21815	0.29186	0.0166	0.39799	0.02042	0.1015	0.00711	0.00033	0.0932	0.01569	0.08324	0.00545	0.00046		103
104	10.61381	0.04888	3.19904	0.90081	5.1055	0.41543	0.02634	0.51525	0.02636	0.12989	0.00921	0.00043	0.11184	0.01876	0.09899	0.00654	0.00053		104
105	14.81558	0.05406	4.21809	1.1874	7.56698	0.54777	0.03904	0.69214	0.03534	0.17109	0.01237	0.00056	0.13826	0.02314	0.12063	0.00809	0.00063		105
106	18.94384	0.05799	5.1508	1.44973	9.90903	0.66889	0.05113	0.984	0.05018	0.23256	0.01758	0.00076	0.17836	0.02981	0.15185	0.01043	0.00075		106
107	22.56588	0.06279	6.0657	1.70708	11.4093	0.7877	0.05887	1.5317	0.07806	0.33036	0.02736	0.00108	0.24787	0.04138	0.20118	0.0145	0.00094		107
108	24.13043	0.06734	5.79754	1.63157	10.5517	0.75288	0.05444	3.57082	0.18187	0.68085	0.0638	0.00223	0.3937	0.06567	0.29298	0.02302	0		108
109	1.601971	0.01948	0.41254	0.11809	0.67758	0.05357	0.00348	0.16099	0.00855	0.04253	0.00288	0.00014	0.04764	0.00829	0.04344	0.00279	0		109
110	1.890619	0.0225	0.4998	0.14219	0.80421	0.06491	0.00414	0.18079	0.00948	0.04737	0.00323	0.00015	0.05233	0.00899	0.04747	0.00306	0		110
111	2.335918	0.02607	0.63567	0.18009	1.00475	0.08255	0.00517	0.20832	0.01082	0.05431	0.00372	0.00018	0.0583	0.00993	0.05263	0.00341	0		111
112	3.039838	0.02936	0.83034	0.23459	1.35813	0.10783	0.007	0.24885	0.01284	0.0645	0.00445	0.00021	0.06668	0.01128	0.05987	0.0039	0		112
113	4.065141	0.03341	1.12667	0.3178	1.87284	0.14631	0.00966	0.29904	0.01536	0.07716	0.00534	0.00025	0.07611	0.01282	0.06791	0.00445	0		113
114	5.50533	0.03768	1.53776	0.43333	2.61228	0.1997	0.01347	0.36576	0.01874	0.09388	0.00653	0.00031	0.08803	0.01479	0.07791	0.00515	0		114
115	7.281461	0.0414	1.98149	0.55807	3.59782	0.25732	0.01856	0.45834	0.02343	0.11649	0.00819	0.00038	0.10471	0.01755	0.09159	0.00612	0		115
116	9.256054	0.04419	2.46398	0.69373	4.66745	0.31998	0.02408	0.5882	0.03003	0.14694	0.01051	0.00048	0.12777	0.02137	0.10986	0.00747	0		116
117	10.95377	0.04751	2.87205	0.80848	5.41984	0.37297	0.02796	0.81969	0.0418	0.19373	0.01464	0.00063	0.16216	0.02709	0.13572	0.00948	0		117
118	12.20351	0.05048	3.07894	0.86663	5.7028	0.39984	0.02942	1.26404	0.06442	0.27658	0.02258	0.00091	0.22116	0.03692	0.17588	0.01293	0		118
119	12.62519	0.05297	2.94801	0.82975	5.43443	0.38283	0.02804	1.78821	0.0911	0.37896	0.03195	0.00124	0.33838	0.05644	0.24308	0.01979	0		119

Ventura Ranch

Unmitigated Cancer Risk Summary - Offsite Residential

		Construction Cancer Risk																	
		Phase 1						Phase 2					Phase 3						
Receptor #	Total Per/Million	Demo	Site Prep	Grading	BC	Paving	AC	Site Prep	Grading	BC	Paving	AC	Site Prep	Grading	BC	Paving	AC	Receptor	Receptor #
120	12.17948	0.05511	2.61926	0.73721	4.83643	0.34014	0.02495	1.90773	0.09718	0.42789	0.03408	0.0014	0.5743	0.09576	0.39446	0.03358	0		120
121	11.54119	0.05715	2.26077	0.63631	4.16631	0.29359	0.0215	1.77937	0.09064	0.41987	0.03179	0.00138	0.91756	0.15296	0.65833	0.05366	0		121
122	10.93412	0.05862	1.91248	0.53829	3.50528	0.24836	0.01809	1.59006	0.08099	0.39152	0.02841	0.00128	1.30174	0.21699	0.96589	0.07613	0		122
123	1.228095	0.01654	0.30732	0.08807	0.51048	0.03991	0.00262	0.13173	0.00698	0.03487	0.00235	0.00011	0.04065	0.00705	0.03702	0.00238	0		123
124	1.424906	0.01885	0.3644	0.10382	0.59728	0.04732	0.00307	0.14682	0.0077	0.0387	0.00262	0.00013	0.04408	0.00757	0.03995	0.00258	0		124
125	1.716289	0.02147	0.44771	0.12702	0.73152	0.05814	0.00377	0.16743	0.00871	0.04405	0.00299	0.00014	0.0485	0.00826	0.04374	0.00284	0		125
126	2.111996	0.02355	0.54105	0.15305	0.94238	0.07026	0.00486	0.1959	0.01012	0.05139	0.0035	0.00017	0.05448	0.00922	0.04888	0.00319	0		126
127	2.671865	0.02658	0.69616	0.19657	1.22207	0.0904	0.0063	0.2291	0.01179	0.06001	0.00409	0.0002	0.06068	0.01023	0.05413	0.00355	0		127
128	3.40852	0.02966	0.89646	0.25283	1.59875	0.11642	0.00824	0.27176	0.01394	0.07103	0.00486	0.00023	0.06834	0.01149	0.06051	0.004	0		128
129	4.171016	0.03121	1.06417	0.2999	2.02375	0.1382	0.01044	0.32892	0.01683	0.08518	0.00588	0.00028	0.07906	0.01326	0.06932	0.00462	0		129
130	5.104029	0.03381	1.30738	0.36827	2.48624	0.16978	0.01283	0.40236	0.02056	0.10262	0.00719	0.00034	0.09214	0.01543	0.07971	0.00539	0		130
131	6.129374	0.03664	1.56524	0.44077	2.95779	0.20326	0.01526	0.51654	0.02636	0.12889	0.00923	0.00042	0.11043	0.01847	0.09362	0.00646	0		131
132	6.911821	0.03888	1.73401	0.4882	3.24515	0.22518	0.01674	0.67312	0.03433	0.16259	0.01203	0.00053	0.137	0.02289	0.11317	0.00801	0		132
133	7.504721	0.04102	1.8224	0.51303	3.37833	0.23666	0.01743	0.8645	0.04407	0.20305	0.01544	0.00067	0.18241	0.03045	0.14458	0.01067	0		133
134	7.838042	0.04311	1.81935	0.51214	3.34869	0.23626	0.01728	1.02804	0.05239	0.24023	0.01837	0.00079	0.26077	0.0435	0.20187	0.01525	0		134
135	7.79605	0.04469	1.71429	0.48255	3.14084	0.22262	0.0162	1.09794	0.05594	0.26122	0.01962	0.00086	0.36817	0.0614	0.28818	0.02153	0		135
136	7.547719	0.04595	1.55956	0.43899	2.85313	0.20253	0.01472	1.08641	0.05535	0.26458	0.01941	0.00087	0.49586	0.08268	0.3987	0.029	0		136
137	7.237601	0.0471	1.39475	0.3926	2.54148	0.18112	0.01311	1.04898	0.05344	0.26126	0.01874	0.00086	0.62489	0.10418	0.51855	0.03654	0		137
138	6.808069	0.04764	1.22212	0.34401	2.21868	0.15871	0.01145	0.98534	0.0502	0.2501	0.0176	0.00082	0.71894	0.11985	0.62058	0.04204	0		138
139	0.972653	0.01415	0.23785	0.06823	0.39932	0.03089	0.00205	0.10952	0.0058	0.02914	0.00196	9.4E-05	0.03439	0.00596	0.03129	0.00201	0		139
140	1.116474	0.01602	0.27824	0.07938	0.46333	0.03613	0.00238	0.12138	0.00637	0.03226	0.00217	0.0001	0.03684	0.00633	0.03337	0.00215	0		140
141	1.317827	0.01785	0.33353	0.09475	0.55726	0.04331	0.00287	0.13699	0.00713	0.03642	0.00245	0.00012	0.03997	0.00682	0.03603	0.00234	0		141
142	1.566515	0.01942	0.38716	0.10965	0.69224	0.05028	0.00357	0.15759	0.00815	0.04183	0.00282	0.00014	0.04409	0.00747	0.03955	0.00258	0		142
143	1.9134	0.02173	0.48139	0.13607	0.86315	0.06251	0.00445	0.18124	0.00934	0.0481	0.00324	0.00016	0.04814	0.00813	0.04293	0.00282	0		143
144	2.34144	0.02392	0.59231	0.16719	1.08079	0.07692	0.00557	0.21149	0.01086	0.05602	0.00378	0.00018	0.05322	0.00896	0.04711	0.00311	0		144
145	2.734333	0.02489	0.68009	0.19179	1.28636	0.08832	0.00663	0.24791	0.0127	0.06488	0.00443	0.00021	0.05994	0.01007	0.05261	0.00351	0		145
146	3.266891	0.02687	0.81541	0.22981	1.54418	0.10589	0.00796	0.29652	0.01516	0.07707	0.0053	0.00025	0.06802	0.0114	0.05905	0.00398	0		146
147	3.838735	0.02895	0.95687	0.26957	1.80517	0.12426	0.00931	0.36194	0.01849	0.09278	0.00647	0.0003	0.079	0.01323	0.06779	0.00462	0		147
148	4.26169	0.0304	1.05091	0.29598	1.97365	0.13647	0.01018	0.4332	0.02211	0.10927	0.00774	0.00036	0.0925	0.01547	0.07806	0.00541	0		148
149	4.681169	0.03212	1.13867	0.32064	2.10616	0.14787	0.01087	0.52252	0.02665	0.12955	0.00934	0.00042	0.11502	0.01921	0.09541	0.00673	0		149
150	5.093863	0.03402	1.20816	0.34017	2.22164	0.15689	0.01146	0.61725	0.03147	0.15118	0.01103	0.0005	0.15144	0.02528	0.12453	0.00886	0		150
151	5.236406	0.03515	1.20379	0.33891	2.20782	0.15633	0.01139	0.67042	0.03417	0.16371	0.01198	0.00054	0.19593	0.03269	0.16211	0.01146	0		151
152	5.237651	0.03602	1.15894	0.32627	2.12385	0.1505	0.01096	0.70434	0.03589	0.17333	0.01258	0.00057	0.2439	0.04068	0.20556	0.01426	0		152
153	5.276909	0.03744	1.11328	0.3134	2.03098	0.14457	0.01048	0.7348	0.03744	0.18288	0.01313	0.0006	0.3163	0.05275	0.27036	0.0185	0		153
154	5.108967	0.03811	1.02691	0.28908	1.86887	0.13336	0.00964	0.72701	0.03704	0.18333	0.01299	0.0006	0.37374	0.06232	0.32412	0.02186	0		154
155	0.79076	0.01225	0.18912	0.05432	0.32272	0.02456	0.00166	0.09259	0.00491	0.0248	0.00165	8E-05	0.02901	0.00503	0.02638	0.0017	0		155
156	0.90239	0.01368	0.22058	0.06301	0.37201	0.02864	0.00191	0.10218	0.00537	0.0274	0.00183	8.9E-05	0.03076	0.00529	0.02785	0.0018	0		156
157	1.04455	0.01511	0.25683	0.07306	0.44049	0.03335	0.00227	0.11442	0.00596	0.03071	0.00204	1E-04	0.03296	0.00563	0.0297	0.00193	0		157
158	1.216498	0.01632	0.29378	0.08329	0.53213	0.03815	0.00274	0.13003	0.00673	0.03486	0.00232	0.00011	0.03579	0.00608	0.03208	0.00209	0		158
159	1.447319	0.01808	0.35506	0.10046	0.64439	0.04611	0.00332	0.14809	0.00764	0.03967	0.00265	0.00013	0.03858	0.00653	0.03437	0.00226	0		159

Ventura Ranch

Unmitigated Cancer Risk Summary - Offsite Residential

		Construction Cancer Risk																	
		Phase 1						Phase 2					Phase 3						
Receptor #	Total Per/Million	Demo	Site Prep	Grading	BC	Paving	AC	Site Prep	Grading	BC	Paving	AC	Site Prep	Grading	BC	Paving	AC	Receptor	Receptor #
160	1.71921	0.01953	0.42378	0.11973	0.77974	0.05503	0.00402	0.17089	0.00879	0.04565	0.00305	0.00015	0.04207	0.0071	0.03721	0.00246	0		160
161	1.948817	0.02037	0.47527	0.13413	0.89366	0.06172	0.00461	0.19577	0.01004	0.05177	0.0035	0.00017	0.04643	0.00781	0.04088	0.00272	0		161
162	2.271186	0.02183	0.55484	0.15647	1.04637	0.07205	0.0054	0.22924	0.01173	0.06025	0.0041	0.0002	0.05182	0.0087	0.04517	0.00303	0		162
163	2.618481	0.0234	0.63909	0.18014	1.20278	0.08299	0.0062	0.27058	0.01383	0.07044	0.00483	0.00023	0.05932	0.00994	0.05123	0.00347	0		163
164	2.869474	0.02451	0.69835	0.19677	1.29641	0.09069	0.00669	0.31205	0.01594	0.08042	0.00557	0.00026	0.06808	0.01139	0.05836	0.00398	0		164
165	3.1513	0.02586	0.75997	0.21407	1.40324	0.09869	0.00724	0.35712	0.01823	0.09074	0.00638	0.0003	0.08158	0.01364	0.06948	0.00477	0		165
166	3.459224	0.02739	0.82155	0.23138	1.50985	0.10669	0.00779	0.41075	0.02095	0.1034	0.00734	0.00034	0.10203	0.01704	0.08675	0.00597	0		166
167	3.625327	0.02831	0.84399	0.23767	1.54673	0.1096	0.00798	0.4491	0.0229	0.11263	0.00802	0.00037	0.12375	0.02066	0.10639	0.00724	0		167
168	3.688563	0.02881	0.83749	0.23581	1.53341	0.10876	0.00791	0.47431	0.02418	0.11903	0.00847	0.00039	0.14812	0.02472	0.12849	0.00866	0		168
169	3.821727	0.02996	0.84098	0.23678	1.53534	0.10921	0.00792	0.50949	0.02597	0.12816	0.0091	0.00042	0.18525	0.0309	0.1614	0.01083	0		169
170	3.803139	0.03055	0.81003	0.22806	1.47604	0.10519	0.00762	0.52174	0.02659	0.132	0.00932	0.00043	0.21682	0.03616	0.18991	0.01268	0		170
171	0.659116	0.01071	0.15492	0.04456	0.26813	0.02012	0.00138	0.07962	0.00422	0.02148	0.00142	6.9E-05	0.02452	0.00425	0.02228	0.00143	0		171
172	0.746133	0.01184	0.17885	0.05116	0.30694	0.02323	0.00158	0.08758	0.00461	0.02367	0.00156	7.7E-05	0.02577	0.00444	0.02331	0.00151	0		172
173	0.852951	0.01298	0.2056	0.05856	0.35826	0.0267	0.00184	0.09749	0.00509	0.02638	0.00174	8.6E-05	0.02734	0.00468	0.02461	0.0016	0		173
174	0.97703	0.014	0.23208	0.06587	0.42318	0.03014	0.00218	0.10983	0.00569	0.02966	0.00196	9.7E-05	0.02936	0.00499	0.02628	0.00172	0		174
175	1.137584	0.01525	0.27357	0.07748	0.50024	0.03553	0.00258	0.12422	0.00641	0.03347	0.00222	0.00011	0.03141	0.00532	0.02794	0.00184	0		175
176	1.321567	0.01637	0.31916	0.09025	0.5895	0.04145	0.00304	0.14196	0.00731	0.03812	0.00254	0.00012	0.03399	0.00574	0.03003	0.00199	0		176
177	1.464912	0.01698	0.35153	0.09928	0.6571	0.04565	0.00339	0.15949	0.00818	0.04244	0.00285	0.00014	0.03698	0.00623	0.03253	0.00216	0		177
178	1.670534	0.01805	0.4007	0.11307	0.75281	0.05204	0.00388	0.18273	0.00936	0.04839	0.00326	0.00016	0.04099	0.00689	0.03581	0.0024	0		178
179	1.893595	0.01924	0.45354	0.12791	0.85184	0.0589	0.00439	0.21032	0.01076	0.05533	0.00376	0.00018	0.04647	0.0078	0.04044	0.00272	0		179
180	2.050968	0.02009	0.49142	0.13853	0.90918	0.06382	0.00469	0.2352	0.01202	0.06131	0.0042	0.0002	0.05267	0.00882	0.04574	0.00308	0		180
181	2.232305	0.02111	0.53165	0.14982	0.97948	0.06904	0.00505	0.26301	0.01343	0.06793	0.0047	0.00022	0.06054	0.01013	0.05264	0.00354	0		181
182	2.450856	0.02237	0.57768	0.16275	1.05991	0.07502	0.00547	0.29635	0.01513	0.07601	0.00529	0.00025	0.07371	0.01232	0.06428	0.00431	0		182
183	2.58829	0.02314	0.60158	0.16945	1.10085	0.07812	0.00568	0.32093	0.01637	0.08204	0.00573	0.00027	0.08754	0.01462	0.07683	0.00512	0		183
184	2.653032	0.02348	0.60678	0.17089	1.10794	0.0788	0.00572	0.33725	0.0172	0.08614	0.00603	0.00028	0.10086	0.01684	0.08894	0.0059	0		184
185	2.791353	0.02437	0.62523	0.17607	1.13952	0.08119	0.00588	0.36435	0.01858	0.09296	0.00651	0.0003	0.12163	0.0203	0.10734	0.00711	0		185
186	2.830047	0.02481	0.62031	0.17467	1.12897	0.08055	0.00582	0.37842	0.01929	0.09666	0.00676	0.00032	0.13911	0.02321	0.12301	0.00813	0		186
187	0.560741	0.00945	0.1301	0.03747	0.22763	0.01689	0.00117	0.06956	0.00369	0.01889	0.00124	6.1E-05	0.02083	0.00362	0.01891	0.00122	0		187
188	0.629846	0.01036	0.1486	0.04256	0.2587	0.0193	0.00133	0.07634	0.00402	0.02077	0.00136	6.7E-05	0.02176	0.00376	0.01966	0.00127	0		188
189	0.712293	0.01127	0.16897	0.04818	0.29799	0.02194	0.00153	0.08458	0.00442	0.02302	0.00151	7.5E-05	0.02293	0.00393	0.02061	0.00134	0		189
190	0.801971	0.01209	0.1884	0.05352	0.34293	0.02447	0.00177	0.09459	0.00491	0.02566	0.00169	8.4E-05	0.02444	0.00416	0.02183	0.00143	0		190
191	0.918499	0.01306	0.21748	0.06165	0.39839	0.02824	0.00205	0.10627	0.00549	0.02874	0.0019	9.4E-05	0.02605	0.00442	0.02314	0.00152	0		191
192	1.044047	0.01392	0.24802	0.07019	0.45688	0.03221	0.00235	0.12027	0.00619	0.0324	0.00215	0.00011	0.02812	0.00476	0.02482	0.00164	0		192
193	1.140024	0.01433	0.26957	0.07619	0.50162	0.03501	0.00259	0.1323	0.00679	0.03537	0.00236	0.00012	0.03027	0.0051	0.02664	0.00177	0		193
194	1.278577	0.01512	0.30162	0.08517	0.56519	0.03917	0.00291	0.14892	0.00764	0.03967	0.00266	0.00013	0.03345	0.00563	0.02935	0.00196	0		194
195	1.432104	0.01605	0.3372	0.09515	0.63235	0.04379	0.00326	0.16851	0.00863	0.04466	0.00301	0.00015	0.03771	0.00633	0.03309	0.00221	0		195
196	1.537632	0.01672	0.36289	0.10235	0.66885	0.04712	0.00345	0.18533	0.00948	0.04874	0.00331	0.00016	0.04242	0.00711	0.03723	0.00248	0		196
197	1.661778	0.01754	0.39041	0.11007	0.71742	0.0507	0.0037	0.20329	0.01039	0.05307	0.00363	0.00017	0.04812	0.00806	0.0424	0.00281	0		197
198	1.816697	0.01858	0.42365	0.1194	0.77576	0.05502	0.004	0.22537	0.01151	0.05852	0.00403	0.00019	0.05719	0.00957	0.05056	0.00334	0		198
199	1.92031	0.01924	0.44339	0.12494	0.80955	0.05758	0.00418	0.2419	0.01235	0.06264	0.00432	0.00021	0.06624	0.01107	0.05884	0.00387	0		199

Ventura Ranch

Unmitigated Cancer Risk Summary - Offsite Residential

		Construction Cancer Risk																
		Phase 1						Phase 2					**Phase 3**					
Receptor #	Total Per/Million	Demo	Site Prep	Grading	BC	Paving	AC	Site Prep	Grading	BC	Paving	AC	Site Prep	Grading	BC	Paving	AC	Receptor	Receptor #
200	1.956859	0.01941	0.44708	0.12595	0.81391	0.05806	0.0042	0.2507	0.01279	0.06489	0.00448	0.00021	0.07335	0.01225	0.06529	0.00429	0		200
201	2.079024	0.02018	0.4681	0.13186	0.85075	0.06079	0.00439	0.27134	0.01384	0.07012	0.00485	0.00023	0.08632	0.01441	0.0768	0.00505	0		201
202	2.134928	0.02054	0.47366	0.13341	0.85973	0.06151	0.00444	0.28351	0.01446	0.07323	0.00507	0.00024	0.09696	0.01618	0.08633	0.00567	0		202
203	0.485109	0.00841	0.11149	0.03216	0.19654	0.01448	0.00101	0.06164	0.00328	0.01684	0.0011	5.4E-05	0.01781	0.00311	0.01616	0.00104	0		203
204	0.540918	0.00915	0.12613	0.03617	0.22161	0.01638	0.00114	0.06749	0.00356	0.01847	0.00121	6E-05	0.01854	0.00321	0.01673	0.00108	0		204
205	0.605907	0.0099	0.14208	0.04056	0.25213	0.01845	0.0013	0.07444	0.00389	0.02034	0.00133	6.6E-05	0.01947	0.00335	0.01747	0.00114	0		205
206	0.672406	0.01057	0.15706	0.04466	0.28348	0.0204	0.00146	0.08269	0.00429	0.02239	0.00148	7.3E-05	0.02067	0.00353	0.01845	0.00121	0		206
207	0.756463	0.01131	0.17765	0.0504	0.32222	0.02307	0.00166	0.09216	0.00477	0.02485	0.00165	8.1E-05	0.02205	0.00375	0.01956	0.00129	0		207
208	0.847658	0.01199	0.19926	0.05644	0.36412	0.02588	0.00188	0.10294	0.00531	0.02766	0.00184	9E-05	0.02381	0.00403	0.02102	0.00139	0		208
209	0.911529	0.01226	0.21343	0.06036	0.39256	0.02772	0.00202	0.11167	0.00574	0.02996	0.002	9.8E-05	0.02546	0.0043	0.02246	0.00149	0		209
210	1.003215	0.01283	0.23451	0.06626	0.43224	0.03045	0.00223	0.12369	0.00635	0.03323	0.00221	0.00011	0.02802	0.00472	0.02472	0.00164	0		210
211	1.108944	0.01355	0.25899	0.07313	0.47663	0.03363	0.00246	0.13787	0.00706	0.03673	0.00246	0.00012	0.03142	0.00528	0.02777	0.00184	0		211
212	1.196217	0.01414	0.27866	0.07863	0.51163	0.03619	0.00264	0.15043	0.0077	0.03981	0.00269	0.00013	0.03481	0.00584	0.03087	0.00204	0		212
213	1.290487	0.01483	0.29937	0.08444	0.54836	0.03888	0.00283	0.1633	0.00835	0.04295	0.00292	0.00014	0.03977	0.00666	0.03535	0.00233	0		213
214	1.402963	0.01569	0.32366	0.09126	0.59121	0.04203	0.00305	0.17866	0.00913	0.04678	0.00319	0.00015	0.04635	0.00776	0.04133	0.00271	0		214
215	1.474851	0.01622	0.3378	0.09522	0.61532	0.04387	0.00317	0.18943	0.00968	0.04949	0.00338	0.00016	0.0524	0.00876	0.04687	0.00306	0		215
216	1.489076	0.01628	0.33869	0.09544	0.61495	0.04398	0.00317	0.19362	0.00988	0.05059	0.00346	0.00017	0.05604	0.00937	0.05014	0.00328	0		216
217	1.585077	0.01695	0.35662	0.10048	0.6463	0.04631	0.00333	0.20912	0.01067	0.05458	0.00374	0.00018	0.06453	0.01078	0.05771	0.00377	0		217
218	1.646856	0.01734	0.36656	0.10327	0.66312	0.0476	0.00342	0.22015	0.01123	0.05741	0.00393	0.00019	0.072	0.01202	0.06441	0.00421	0		218
219	0.425335	0.00753	0.09698	0.02801	0.17197	0.01259	0.00088	0.05529	0.00294	0.01518	0.00099	4.9E-05	0.01538	0.00269	0.01394	0.0009	0		219
220	0.471041	0.00815	0.1088	0.03125	0.19235	0.01413	0.00099	0.06037	0.00318	0.01658	0.00108	5.4E-05	0.01599	0.00277	0.01441	0.00094	0		220
221	0.522875	0.00877	0.12134	0.03468	0.21635	0.01576	0.00111	0.06629	0.00347	0.01816	0.00118	5.9E-05	0.01678	0.00289	0.01504	0.00098	0		221
222	0.572836	0.00933	0.13316	0.0379	0.23857	0.01729	0.00123	0.07271	0.00378	0.01975	0.0013	6.4E-05	0.0178	0.00304	0.01587	0.00104	0		222
223	0.634733	0.0099	0.14799	0.04203	0.26646	0.01922	0.00137	0.08022	0.00415	0.02169	0.00143	7.1E-05	0.01899	0.00323	0.01688	0.00111	0		223
224	0.70128	0.01041	0.16326	0.04628	0.29657	0.0212	0.00153	0.08862	0.00457	0.02388	0.00158	7.8E-05	0.02048	0.00347	0.01816	0.0012	0		224
225	0.752074	0.01066	0.17414	0.04929	0.31891	0.02261	0.00164	0.09588	0.00493	0.02579	0.00171	8.4E-05	0.02197	0.00371	0.01945	0.00128	0		225
226	0.812346	0.01101	0.18742	0.05299	0.34414	0.02434	0.00177	0.10495	0.00539	0.02819	0.00188	9.2E-05	0.02353	0.00397	0.0213	0.00138	0		226
227	0.888556	0.01158	0.20494	0.0579	0.37559	0.02661	0.00194	0.11516	0.0059	0.0308	0.00206	0.0001	0.02644	0.00445	0.02354	0.00155	0		227
228	0.957094	0.0121	0.22013	0.06215	0.40265	0.02859	0.00208	0.12468	0.00639	0.03315	0.00223	0.00011	0.02966	0.00498	0.02647	0.00173	0		228
229	1.035183	0.01274	0.23738	0.06699	0.43332	0.03083	0.00223	0.13497	0.00691	0.0357	0.00241	0.00012	0.03377	0.00566	0.0302	0.00197	0		229
230	1.115378	0.01342	0.25472	0.07185	0.46398	0.03308	0.00239	0.14555	0.00744	0.03835	0.0026	0.00013	0.03857	0.00646	0.03458	0.00226	0		230
231	1.140882	0.01362	0.25936	0.07313	0.47131	0.03368	0.00243	0.14926	0.00763	0.03927	0.00267	0.00013	0.04161	0.00696	0.03739	0.00243	0		231
232	1.165046	0.01382	0.26366	0.07433	0.47734	0.03424	0.00246	0.15387	0.00786	0.04049	0.00275	0.00013	0.04432	0.00741	0.03978	0.00259	0		232
233	1.240905	0.01443	0.27836	0.07845	0.50301	0.03615	0.00259	0.166	0.00848	0.04363	0.00297	0.00014	0.05026	0.0084	0.0451	0.00294	0		233
234	1.289878	0.01476	0.287	0.08087	0.51737	0.03727	0.00267	0.17458	0.00891	0.04587	0.00312	0.00015	0.05526	0.00923	0.04959	0.00323	0		234
235	0.377166	0.00688	0.08539	0.0247	0.15209	0.01109	0.00078	0.05009	0.00267	0.01381	0.00089	4.5E-05	0.01343	0.00236	0.01216	0.00079	0		235
236	0.414847	0.00731	0.09501	0.02732	0.16876	0.01234	0.00087	0.05451	0.00288	0.01501	0.00097	4.9E-05	0.01397	0.00243	0.01259	0.00082	0		236
237	0.456817	0.00792	0.10502	0.03005	0.18782	0.01364	0.00096	0.05958	0.00312	0.01635	0.00106	5.3E-05	0.01468	0.00253	0.01316	0.00086	0		237
238	0.496036	0.00832	0.11477	0.0327	0.20427	0.0149	0.00105	0.06477	0.00337	0.01761	0.00116	5.7E-05	0.01557	0.00267	0.0139	0.00091	0		238
239	0.540732	0.00874	0.12517	0.03558	0.22411	0.01625	0.00115	0.07058	0.00366	0.01911	0.00126	6.2E-05	0.01655	0.00282	0.01473	0.00097	0		239

Ventura Ranch

Unmitigated Cancer Risk Summary - Offsite Residential

		Construction Cancer Risk																
		Phase 1						Phase 2					**Phase 3**					
Receptor #	Total Per/Million	Demo	Site Prep	Grading	BC	Paving	AC	Site Prep	Grading	BC	Paving	AC	Site Prep	Grading	BC	Paving	AC	Receptor	Receptor #
240	0.592783	0.00916	0.13678	0.03881	0.24733	0.01776	0.00127	0.07741	0.004	0.0209	0.00138	6.8E-05	0.01792	0.00304	0.01592	0.00105	0		240
241	0.636356	0.00941	0.14603	0.04137	0.26615	0.01896	0.00137	0.08364	0.00431	0.02255	0.00149	7.4E-05	0.01937	0.00328	0.01722	0.00113	0		241
242	0.671208	0.00955	0.15303	0.0433	0.2801	0.01987	0.00144	0.08989	0.00462	0.02421	0.00161	7.9E-05	0.02054	0.00346	0.01831	0.0012	0		242
243	0.731501	0.01004	0.16669	0.04712	0.30437	0.02165	0.00157	0.098	0.00503	0.02629	0.00175	8.6E-05	0.02305	0.00388	0.02063	0.00135	0		243
244	0.785889	0.01049	0.17867	0.05047	0.32564	0.0232	0.00168	0.10549	0.00541	0.02816	0.00188	9.2E-05	0.02576	0.00433	0.02311	0.00151	0		244
245	0.848049	0.01105	0.19239	0.05432	0.35002	0.02498	0.0018	0.11353	0.00581	0.03016	0.00203	9.9E-05	0.02911	0.00488	0.02614	0.0017	0		245
246	0.906905	0.01159	0.20517	0.0579	0.3726	0.02664	0.00192	0.12104	0.00619	0.03204	0.00216	0.0001	0.03272	0.00548	0.02942	0.00191	0		246
247	0.892554	0.01145	0.20181	0.05693	0.36541	0.02621	0.00188	0.1187	0.00607	0.03141	0.00212	0.0001	0.03313	0.00555	0.02983	0.00194	0		247
248	0.939338	0.0119	0.21142	0.05962	0.38186	0.02746	0.00197	0.12587	0.00643	0.03329	0.00225	0.00011	0.03631	0.00607	0.03265	0.00212	0		248
249	0.992121	0.01238	0.2218	0.06253	0.39973	0.0288	0.00206	0.13447	0.00687	0.03554	0.0024	0.00012	0.04019	0.00672	0.03615	0.00235	0		249
250	1.030289	0.01269	0.22881	0.0645	0.41123	0.02971	0.00212	0.14127	0.00721	0.03733	0.00252	0.00012	0.04365	0.0073	0.03926	0.00255	0		250
251	0.337769	0.00626	0.07612	0.02205	0.13569	0.00989	0.00069	0.04573	0.00244	0.01264	0.00082	4.1E-05	0.01187	0.00209	0.01074	0.00069	0		251
252	0.368927	0.00669	0.08382	0.02413	0.14938	0.01089	0.00077	0.0496	0.00262	0.01368	0.00089	4.4E-05	0.01238	0.00216	0.01115	0.00072	0		252
253	0.403314	0.00713	0.09202	0.02636	0.16467	0.01195	0.00085	0.05395	0.00283	0.01481	0.00096	4.8E-05	0.01304	0.00225	0.01168	0.00076	0		253
254	0.436914	0.00751	0.10062	0.02871	0.17813	0.01307	0.00092	0.05847	0.00305	0.01591	0.00104	5.2E-05	0.01387	0.00238	0.01238	0.00081	0		254
255	0.467379	0.00778	0.10738	0.03055	0.19151	0.01394	0.00099	0.06269	0.00325	0.01699	0.00112	5.5E-05	0.01468	0.0025	0.01308	0.00086	0		255
256	0.509457	0.00814	0.11659	0.03311	0.20998	0.01514	0.00108	0.06833	0.00353	0.01848	0.00122	6E-05	0.01595	0.00271	0.01421	0.00093	0		256
257	0.546506	0.00838	0.12439	0.03527	0.22572	0.01615	0.00116	0.07365	0.0038	0.0199	0.00132	6.5E-05	0.01731	0.00293	0.01545	0.00101	0		257
258	0.568071	0.00841	0.12813	0.03628	0.23379	0.01664	0.0012	0.07822	0.00402	0.02111	0.0014	6.9E-05	0.01828	0.00309	0.01637	0.00107	0		258
259	0.612259	0.00878	0.13795	0.03903	0.2511	0.01791	0.00129	0.08437	0.00433	0.0227	0.00151	7.4E-05	0.02033	0.00342	0.01827	0.00119	0		259
260	0.654752	0.00916	0.14724	0.04162	0.26748	0.01912	0.00138	0.09023	0.00463	0.02416	0.00161	7.9E-05	0.02259	0.0038	0.02034	0.00132	0		260
261	0.701133	0.00961	0.15746	0.04448	0.28554	0.02045	0.00147	0.09613	0.00493	0.02562	0.00172	8.4E-05	0.02522	0.00423	0.02272	0.00147	0		261
262	0.74856	0.01007	0.16787	0.0474	0.30393	0.0218	0.00157	0.10198	0.00522	0.0271	0.00182	8.9E-05	0.02807	0.00471	0.02529	0.00164	0		262
263	0.730619	0.00989	0.16421	0.04634	0.2963	0.02132	0.00153	0.09875	0.00505	0.02624	0.00176	8.6E-05	0.0278	0.00466	0.02505	0.00163	0		263
264	0.778796	0.0104	0.17427	0.04916	0.31413	0.02263	0.00162	0.10578	0.00541	0.02809	0.00189	9.2E-05	0.03072	0.00514	0.02767	0.0018	0		264
265	0.801057	0.01064	0.17867	0.05039	0.32098	0.0232	0.00166	0.10983	0.00561	0.02916	0.00196	9.5E-05	0.03238	0.00542	0.02917	0.00189	0		265
266	0.825849	0.01088	0.18331	0.05169	0.32812	0.0238	0.00169	0.11453	0.00585	0.0304	0.00205	1E-04	0.03454	0.00578	0.0311	0.00202	0		266
267	0.305443	0.00567	0.06885	0.01999	0.12198	0.00894	0.00062	0.042	0.00225	0.01164	0.00075	3.8E-05	0.0106	0.00187	0.00961	0.00062	0		267
268	0.331356	0.00608	0.07524	0.02168	0.13298	0.00977	0.00068	0.04542	0.0024	0.01253	0.00081	4.1E-05	0.01111	0.00194	0.01001	0.00065	0		268
269	0.360559	0.00647	0.08238	0.02363	0.14552	0.0107	0.00075	0.04915	0.00258	0.01349	0.00088	4.4E-05	0.01173	0.00203	0.01052	0.00069	0		269
270	0.38928	0.00683	0.08917	0.02548	0.15732	0.01158	0.00081	0.05324	0.00278	0.01449	0.00095	4.7E-05	0.01252	0.00215	0.01118	0.00073	0		270
271	0.410974	0.007	0.09351	0.02663	0.1673	0.01214	0.00086	0.05622	0.00292	0.01526	0.001	5E-05	0.01324	0.00226	0.01181	0.00077	0		271
272	0.442908	0.00728	0.10048	0.02856	0.18068	0.01305	0.00093	0.06073	0.00314	0.01645	0.00109	5.4E-05	0.01436	0.00244	0.01283	0.00084	0		272
273	0.47367	0.0075	0.10689	0.03033	0.1933	0.01388	0.001	0.06523	0.00337	0.01784	0.00117	5.8E-05	0.01559	0.00264	0.01397	0.00091	0		273
274	0.494963	0.00756	0.11077	0.03139	0.20122	0.01439	0.00104	0.06952	0.00358	0.0188	0.00124	6.1E-05	0.01664	0.00281	0.01496	0.00097	0		274
275	0.519407	0.00773	0.1158	0.03278	0.2102	0.01504	0.00108	0.07334	0.00377	0.01978	0.00131	6.5E-05	0.01808	0.00305	0.01632	0.00106	0		275
276	0.555676	0.00809	0.12373	0.035	0.22408	0.01607	0.00115	0.07833	0.00402	0.02102	0.0014	6.9E-05	0.02005	0.00337	0.01811	0.00117	0		276
277	0.579751	0.00832	0.12897	0.03645	0.23314	0.01675	0.0012	0.08123	0.00416	0.0217	0.00145	7.1E-05	0.02174	0.00365	0.01963	0.00127	0		277
278	0.600318	0.00854	0.13371	0.03777	0.24124	0.01736	0.00124	0.08315	0.00426	0.02216	0.00149	7.3E-05	0.02318	0.00389	0.02091	0.00136	0		278
279	0.624316	0.0088	0.13918	0.0393	0.25065	0.01807	0.00129	0.08583	0.00439	0.02287	0.00153	7.5E-05	0.02459	0.00412	0.02217	0.00144	0		279

Ventura Ranch

Unmitigated Cancer Risk Summary - Offsite Residential

		Construction Cancer Risk																
		Phase 1						Phase 2					Phase 3					
Receptor #	Total Per/Million	Demo	Site Prep	Grading	BC	Paving	AC	Site Prep	Grading	BC	Paving	AC	Site Prep	Grading	BC	Paving	AC	Receptor	Receptor #
280	0.660415	0.0092	0.14687	0.04145	0.26426	0.01907	0.00136	0.09089	0.00465	0.02421	0.00162	7.9E-05	0.02666	0.00447	0.02405	0.00156	0		280
281	0.676561	0.0094	0.1502	0.04238	0.26948	0.01951	0.00139	0.09372	0.00479	0.02496	0.00167	8.2E-05	0.02771	0.00464	0.02501	0.00162	0		281
282	0.702436	0.00969	0.15522	0.04378	0.27779	0.02016	0.00143	0.0983	0.00502	0.02617	0.00176	8.6E-05	0.02962	0.00496	0.02671	0.00173	0		282
283	0.278476	0.00526	0.06302	0.01835	0.11027	0.00818	0.00056	0.03874	0.00208	0.01077	0.00069	3.5E-05	0.00957	0.0017	0.00868	0.00056	0		283
284	0.299255	0.00556	0.06777	0.01955	0.11909	0.0088	0.00061	0.04179	0.00221	0.01154	0.00075	3.7E-05	0.01009	0.00177	0.00909	0.00059	0		284
285	0.324098	0.00592	0.07375	0.02118	0.1297	0.00958	0.00067	0.045	0.00237	0.01236	0.0008	4E-05	0.01068	0.00186	0.00959	0.00062	0		285
286	0.348207	0.00622	0.07935	0.0227	0.13952	0.0103	0.00072	0.04847	0.00253	0.01321	0.00087	4.3E-05	0.01142	0.00197	0.01022	0.00067	0		286
287	0.365955	0.00639	0.0831	0.02369	0.14691	0.01079	0.00076	0.05106	0.00265	0.01387	0.00091	4.5E-05	0.01214	0.00208	0.01086	0.00071	0		287
288	0.389944	0.00656	0.08753	0.0249	0.15715	0.01137	0.00081	0.05507	0.00285	0.01495	0.00098	4.9E-05	0.01305	0.00222	0.01169	0.00076	0		288
289	0.416003	0.00676	0.09321	0.02648	0.16798	0.0121	0.00086	0.05833	0.00301	0.01599	0.00104	5.2E-05	0.01419	0.00241	0.01275	0.00083	0		289
290	0.438233	0.00689	0.0975	0.02765	0.17625	0.01266	0.00091	0.06247	0.00322	0.01693	0.00112	5.5E-05	0.0153	0.00259	0.0138	0.00089	0		290
291	0.449963	0.00691	0.09941	0.02816	0.17995	0.01291	0.00093	0.06481	0.00333	0.01751	0.00116	5.7E-05	0.01633	0.00276	0.01478	0.00096	0		291
292	0.478167	0.0072	0.10551	0.02986	0.19055	0.0137	0.00098	0.06876	0.00353	0.01849	0.00123	6E-05	0.01796	0.00303	0.01625	0.00105	0		292
293	0.497873	0.0074	0.10981	0.03106	0.19796	0.01426	0.00102	0.0711	0.00365	0.01904	0.00127	6.2E-05	0.01937	0.00326	0.01749	0.00113	0		293
294	0.518452	0.00764	0.11453	0.03237	0.20611	0.01487	0.00106	0.07315	0.00375	0.01954	0.00131	6.4E-05	0.02071	0.00348	0.01867	0.00121	0		294
295	0.540988	0.0079	0.11967	0.03381	0.21507	0.01554	0.00111	0.07561	0.00387	0.02019	0.00135	6.6E-05	0.02199	0.00369	0.01984	0.00129	0		295
296	0.566822	0.0082	0.12533	0.03539	0.225	0.01627	0.00116	0.07902	0.00405	0.0211	0.00141	6.9E-05	0.0234	0.00392	0.02113	0.00137	0		296
297	0.583847	0.00842	0.12894	0.0364	0.23108	0.01674	0.00119	0.08167	0.00418	0.02181	0.00146	7.1E-05	0.02436	0.00408	0.02202	0.00142	0		297
298	0.601435	0.00864	0.13244	0.03737	0.23678	0.0172	0.00122	0.08483	0.00434	0.02265	0.00152	7.4E-05	0.02554	0.00428	0.02307	0.00149	0		298
299	0.272958	0.00513	0.06163	0.01781	0.10801	0.008	0.00055	0.03862	0.00205	0.01066	0.00069	3.5E-05	0.00926	0.00162	0.00835	0.00054	0		299
300	0.293081	0.00543	0.06641	0.0191	0.11629	0.00862	0.0006	0.04138	0.00218	0.01136	0.00074	3.7E-05	0.00983	0.00171	0.00883	0.00057	0		300
301	0.314443	0.00571	0.07126	0.02042	0.12521	0.00925	0.00064	0.04431	0.00232	0.01211	0.00079	3.9E-05	0.01052	0.00182	0.00942	0.00062	0		301
302	0.333931	0.00593	0.0755	0.02156	0.13299	0.0098	0.00068	0.0472	0.00246	0.01283	0.00084	4.2E-05	0.01134	0.00194	0.01016	0.00066	0		302
303	0.351119	0.00606	0.07888	0.02247	0.14026	0.01024	0.00072	0.0497	0.00258	0.0135	0.00089	4.4E-05	0.01212	0.00207	0.01089	0.00071	0		303
304	0.369255	0.00614	0.08206	0.02333	0.14743	0.01066	0.00076	0.05304	0.00274	0.01442	0.00095	4.7E-05	0.013	0.00221	0.01172	0.00076	0		304
305	0.385882	0.00622	0.08519	0.02418	0.15356	0.01106	0.00079	0.05595	0.00289	0.01519	0.001	5E-05	0.01398	0.00237	0.01265	0.00082	0		305
306	0.399759	0.00629	0.08772	0.02487	0.15825	0.01139	0.00081	0.05844	0.00301	0.01582	0.00104	5.2E-05	0.01502	0.00254	0.01362	0.00088	0		306
307	0.417954	0.00647	0.09148	0.02591	0.16479	0.01188	0.00085	0.06113	0.00314	0.01647	0.00109	5.4E-05	0.01626	0.00274	0.01472	0.00095	0		307
308	0.435768	0.00667	0.09536	0.02699	0.17149	0.01238	0.00088	0.0633	0.00325	0.01698	0.00113	5.6E-05	0.0175	0.00294	0.0158	0.00102	0		308
309	0.448924	0.00683	0.09846	0.02785	0.17673	0.01279	0.00091	0.06438	0.0033	0.01723	0.00115	5.6E-05	0.01844	0.0031	0.01662	0.00108	0		309
310	0.468598	0.00707	0.10299	0.02911	0.18463	0.01337	0.00095	0.06648	0.00341	0.01779	0.00119	5.8E-05	0.01952	0.00328	0.01761	0.00114	0		310
311	0.494737	0.00739	0.10872	0.03071	0.19479	0.01412	0.001	0.06987	0.00358	0.01869	0.00125	6.1E-05	0.02091	0.00351	0.0189	0.00122	0		311
312	0.517506	0.00767	0.11358	0.03207	0.20335	0.01475	0.00105	0.07312	0.00374	0.01956	0.00131	6.4E-05	0.02216	0.00371	0.02006	0.0013	0		312
313	0.517563	0.00771	0.11366	0.03208	0.20284	0.01476	0.00105	0.07354	0.00376	0.01968	0.00131	6.4E-05	0.02211	0.0037	0.01999	0.00129	0		313
314	0.249705	0.00474	0.05618	0.01629	0.0982	0.0073	0.0005	0.03576	0.0019	0.00989	0.00064	3.2E-05	0.00855	0.00151	0.00772	0.0005	0		314
315	0.266131	0.005	0.06005	0.01728	0.10463	0.0078	0.00054	0.0382	0.00201	0.01048	0.00068	3.4E-05	0.00912	0.00159	0.0082	0.00053	0		315
316	0.284793	0.00526	0.0642	0.01842	0.11252	0.00834	0.00058	0.04068	0.00213	0.01112	0.00073	3.6E-05	0.00976	0.00169	0.00876	0.00057	0		316
317	0.301841	0.00545	0.06787	0.0194	0.11927	0.00881	0.00061	0.04323	0.00225	0.01176	0.00077	3.8E-05	0.01051	0.00181	0.00944	0.00061	0		317
318	0.311781	0.00546	0.06911	0.0197	0.12345	0.00897	0.00063	0.04531	0.00235	0.01233	0.00081	4E-05	0.01109	0.00189	0.00999	0.00065	0		318
319	0.329821	0.0056	0.07284	0.02072	0.13049	0.00946	0.00067	0.04806	0.00249	0.01308	0.00086	4.3E-05	0.01197	0.00203	0.01082	0.0007	0		319

Ventura Ranch

Unmitigated Cancer Risk Summary - Offsite Residential

		Construction Cancer Risk																	
		Phase 1						Phase 2					Phase 3						
Receptor #	Total Per/Million	Demo	Site Prep	Grading	BC	Paving	AC	Site Prep	Grading	BC	Paving	AC	Site Prep	Grading	BC	Paving	AC	Receptor	Receptor #
320	0.345996	0.0057	0.07598	0.02159	0.13644	0.00987	0.0007	0.05076	0.00262	0.0138	0.00091	4.5E-05	0.01293	0.00219	0.01172	0.00076	0		320
321	0.350994	0.00566	0.07637	0.02167	0.13753	0.00992	0.00071	0.05217	0.00269	0.01414	0.00093	4.6E-05	0.01366	0.00231	0.0124	0.0008	0		321
322	0.369243	0.00586	0.08024	0.02274	0.14419	0.01042	0.00074	0.05483	0.00282	0.0148	0.00098	4.8E-05	0.01481	0.0025	0.0134	0.00087	0		322
323	0.385497	0.00606	0.08378	0.02373	0.1503	0.01088	0.00077	0.05685	0.00292	0.01528	0.00102	5E-05	0.01591	0.00268	0.01435	0.00093	0		323
324	0.396973	0.0062	0.08645	0.02446	0.15484	0.01123	0.0008	0.05783	0.00297	0.0155	0.00103	5.1E-05	0.01674	0.00281	0.01507	0.00098	0		324
325	0.411412	0.00639	0.08985	0.02541	0.1607	0.01167	0.00083	0.05921	0.00304	0.01587	0.00106	5.2E-05	0.01754	0.00295	0.01582	0.00103	0		325
326	0.434695	0.00668	0.09499	0.02685	0.16981	0.01234	0.00088	0.06217	0.00319	0.01666	0.00111	5.5E-05	0.01876	0.00315	0.01697	0.0011	0		326
327	0.453887	0.00693	0.09916	0.02802	0.17717	0.01288	0.00091	0.06478	0.00332	0.01736	0.00116	5.7E-05	0.01977	0.00331	0.0179	0.00116	0		327
328	0.449363	0.0069	0.09843	0.0278	0.17527	0.01278	0.0009	0.06433	0.00329	0.01725	0.00115	5.6E-05	0.01934	0.00324	0.01749	0.00113	0		328
329	0.230022	0.00445	0.05206	0.01513	0.08942	0.00676	0.00046	0.03317	0.00177	0.00918	0.00059	3E-05	0.00794	0.00141	0.00718	0.00046	0		329
330	0.243102	0.00463	0.05462	0.01574	0.0948	0.00709	0.00049	0.03536	0.00187	0.00968	0.00063	3.1E-05	0.00852	0.00148	0.00767	0.0005	0		330
331	0.258996	0.00485	0.0581	0.01668	0.10144	0.00755	0.00052	0.03749	0.00197	0.01026	0.00067	3.3E-05	0.00912	0.00158	0.0082	0.00053	0		331
332	0.273785	0.00503	0.06125	0.01753	0.10734	0.00795	0.00055	0.03964	0.00207	0.01079	0.00071	3.5E-05	0.0098	0.00168	0.00882	0.00057	0		332
333	0.283166	0.00505	0.06252	0.01784	0.11125	0.00812	0.00057	0.04152	0.00216	0.01131	0.00074	3.7E-05	0.01034	0.00177	0.00934	0.0006	0		333
334	0.298031	0.00516	0.06551	0.01866	0.11696	0.00851	0.0006	0.04389	0.00227	0.01196	0.00078	3.9E-05	0.0111	0.00189	0.01005	0.00065	0		334
335	0.31245	0.00526	0.06835	0.01944	0.12228	0.00888	0.00063	0.04633	0.00239	0.01261	0.00083	4.1E-05	0.01191	0.00202	0.01079	0.0007	0		335
336	0.317283	0.00522	0.06868	0.0195	0.12329	0.00892	0.00063	0.04767	0.00246	0.01294	0.00085	4.2E-05	0.01268	0.00214	0.01151	0.00074	0		336
337	0.331043	0.00537	0.07151	0.02028	0.12819	0.00929	0.00066	0.04977	0.00256	0.01345	0.00089	4.4E-05	0.01362	0.0023	0.01232	0.0008	0		337
338	0.346133	0.00556	0.07478	0.02119	0.13387	0.00971	0.00069	0.0517	0.00266	0.01392	0.00092	4.6E-05	0.0146	0.00246	0.01316	0.00085	0		338
339	0.356856	0.0057	0.07721	0.02186	0.13803	0.01003	0.00071	0.05274	0.00271	0.01416	0.00094	4.6E-05	0.01538	0.00259	0.01385	0.0009	0		339
340	0.3652	0.00582	0.07927	0.02243	0.1415	0.01029	0.00073	0.05328	0.00273	0.0143	0.00095	4.7E-05	0.0159	0.00267	0.01435	0.00093	0		340
341	0.384951	0.00607	0.08367	0.02366	0.14924	0.01087	0.00077	0.05573	0.00286	0.01496	0.001	4.9E-05	0.01693	0.00284	0.01532	0.00099	0		341
342	0.400927	0.00629	0.0872	0.02465	0.15546	0.01132	0.0008	0.0578	0.00296	0.01552	0.00103	5.1E-05	0.01774	0.00298	0.01608	0.00104	0		342
343	0.394133	0.00623	0.08608	0.02432	0.15295	0.01118	0.00079	0.05686	0.00291	0.01528	0.00102	5E-05	0.01711	0.00287	0.01549	0.001	0		343
344	0.383193	0.00613	0.08429	0.0238	0.14827	0.01095	0.00076	0.05544	0.00284	0.01491	0.00099	4.9E-05	0.01634	0.00274	0.01473	0.00096	0		344
345	0.211615	0.00415	0.04774	0.0139	0.08173	0.0062	0.00042	0.03084	0.00165	0.00853	0.00055	2.8E-05	0.00742	0.00132	0.00672	0.00043	0		345
346	0.22335	0.0043	0.04997	0.01441	0.08651	0.00649	0.00044	0.03282	0.00173	0.00898	0.00059	2.9E-05	0.008	0.0014	0.00721	0.00047	0		346
347	0.236969	0.0045	0.05292	0.01521	0.09211	0.00687	0.00047	0.03468	0.00182	0.00948	0.00062	3.1E-05	0.00856	0.00148	0.00771	0.0005	0		347
348	0.249869	0.00465	0.05564	0.01594	0.09726	0.00723	0.0005	0.03652	0.00191	0.00996	0.00065	3.2E-05	0.00917	0.00158	0.00828	0.00054	0		348
349	0.258808	0.0047	0.05713	0.01632	0.10116	0.00742	0.00052	0.03786	0.00197	0.01032	0.00068	3.4E-05	0.00969	0.00166	0.00878	0.00057	0		349
350	0.27101	0.00478	0.05945	0.01695	0.10574	0.00772	0.00054	0.0399	0.00207	0.011	0.00071	3.6E-05	0.01035	0.00176	0.00939	0.00061	0		350
351	0.283699	0.00487	0.06182	0.0176	0.11021	0.00803	0.00057	0.04245	0.0022	0.01157	0.00076	3.8E-05	0.01106	0.00188	0.01002	0.00065	0		351
352	0.29073	0.00487	0.06275	0.01783	0.11221	0.00815	0.00058	0.044	0.00227	0.01196	0.00079	3.9E-05	0.01185	0.00201	0.01074	0.00069	0		352
353	0.300029	0.00496	0.06451	0.01831	0.11535	0.00838	0.00059	0.04556	0.00235	0.01234	0.00081	4E-05	0.01259	0.00213	0.01138	0.00074	0		353
354	0.313007	0.00513	0.06729	0.01908	0.12022	0.00874	0.00062	0.04727	0.00243	0.01275	0.00084	4.2E-05	0.01344	0.00227	0.0121	0.00079	0		354
355	0.322577	0.00526	0.06941	0.01967	0.12386	0.00901	0.00064	0.04827	0.00248	0.01299	0.00086	4.2E-05	0.01414	0.00238	0.01273	0.00083	0		355
356	0.326977	0.00533	0.07057	0.01998	0.12573	0.00916	0.00065	0.0483	0.00248	0.01298	0.00086	4.2E-05	0.01451	0.00244	0.01309	0.00085	0		356
357	0.344017	0.00555	0.07438	0.02105	0.13242	0.00966	0.00068	0.05038	0.00259	0.01354	0.0009	4.4E-05	0.01539	0.00259	0.01393	0.0009	0		357
358	0.357631	0.00574	0.07743	0.0219	0.13776	0.01006	0.00071	0.05208	0.00267	0.014	0.00093	4.6E-05	0.01608	0.0027	0.01458	0.00094	0		358
359	0.355483	0.00573	0.07723	0.02183	0.13716	0.01003	0.00071	0.0517	0.00265	0.01391	0.00092	4.6E-05	0.01575	0.00264	0.01427	0.00092	0		359

Ventura Ranch

Unmitigated Cancer Risk Summary - Offsite Residential

		Construction Cancer Risk																	
		Phase 1						Phase 2					**Phase 3**						
Receptor #	**Total Per/Million**	**Demo**	**Site Prep**	**Grading**	**BC**	**Paving**	**AC**	**Site Prep**	**Grading**	**BC**	**Paving**	**AC**	**Site Prep**	**Grading**	**BC**	**Paving**	**AC**	**Receptor**	**Receptor #**
360	0.337046	0.00554	0.07406	0.02092	0.12991	0.00962	0.00067	0.04903	0.00251	0.01321	0.00088	4.3E-05	0.01441	0.00242	0.01299	0.00084	0		360

Ventura Ranch

Unmitigated Chronic Risk Summary - Offsite Residential

							Chronic Non Cancer Risk										
Max Chronic	**Demo**	**Site Prep**	**Grading**	**BC**	**Paving**	**AC**	**Site Prep**	**Grading**	**BC**	**Paving**	**AC**	**Site Prep**	**Grading**	**BC**	**Paving**	**AC**	**Receptor**
0.4234	**0.29**	**0.08**	**0.04**	**0.02**	**0.02**	**0.00**	**0.03**	**0.02**	**0.01**	**0.01**	**0.00**		**0.014**	**0.006**	**0.005**	**0.000**	**86**
1.86E-02	8.7E-03	5.5E-03	2.9E-03	1.6E-03	1.3E-03	8.4E-05	7.7E-03	3.8E-03	2.0E-03	1.3E-03	6.8E-05	5.76E-03	2.88E-03	1.51E-03	1.01E-03	5.03E-05	
1.53E-02	6.9E-03	4.6E-03	2.4E-03	1.4E-03	1.1E-03	7.2E-05	7.0E-03	3.5E-03	1.9E-03	1.2E-03	6.2E-05	6.18E-03	3.09E-03	1.62E-03	1.08E-03	5.41E-05	
1.24E-02	5.3E-03	3.9E-03	2.0E-03	1.1E-03	9.4E-04	6.0E-05	6.3E-03	3.2E-03	1.6E-03	1.1E-03	5.5E-05	6.49E-03	3.25E-03	1.71E-03	1.14E-03	5.71E-05	
1.18E-02	4.1E-03	3.2E-03	1.7E-03	9.6E-04	7.8E-04	5.0E-05	5.5E-03	2.8E-03	1.4E-03	9.7E-04	4.8E-05	6.69E-03	3.35E-03	1.77E-03	1.17E-03	5.90E-05	
1.19E-02	3.1E-03	2.7E-03	1.4E-03	7.9E-04	6.4E-04	4.2E-05	4.7E-03	2.3E-03	1.2E-03	8.2E-04	4.0E-05	6.75E-03	3.37E-03	1.79E-03	1.18E-03	5.96E-05	
1.18E-02	2.4E-03	2.2E-03	1.1E-03	6.5E-04	5.2E-04	3.4E-05	3.9E-03	2.0E-03	1.0E-03	6.9E-04	3.3E-05	6.66E-03	3.33E-03	1.76E-03	1.17E-03	5.88E-05	
1.13E-02	1.8E-03	1.8E-03	9.2E-04	5.3E-04	4.3E-04	2.8E-05	3.2E-03	1.6E-03	8.2E-04	5.6E-04	2.7E-05	6.41E-03	3.20E-03	1.70E-03	1.12E-03	5.65E-05	
1.06E-02	1.5E-03	1.4E-03	7.5E-04	4.3E-04	3.5E-04	2.3E-05	2.6E-03	1.3E-03	6.6E-04	4.6E-04	2.2E-05	6.02E-03	3.01E-03	1.59E-03	1.06E-03	5.30E-05	
9.78E-03	1.2E-03	1.2E-03	6.2E-04	3.6E-04	2.8E-04	1.9E-05	2.1E-03	1.0E-03	5.3E-04	3.7E-04	1.8E-05	5.55E-03	2.77E-03	1.46E-03	9.73E-04	4.87E-05	
8.82E-03	8.8E-04	9.7E-04	5.1E-04	2.9E-04	2.3E-04	1.5E-05	1.7E-03	8.4E-04	4.2E-04	2.9E-04	1.4E-05	5.00E-03	2.50E-03	1.31E-03	8.78E-04	4.38E-05	
7.79E-03	7.6E-04	7.0E-04	3.7E-04	2.5E-04	1.7E-04	1.3E-05	1.3E-03	6.7E-04	3.4E-04	2.3E-04	1.1E-05	4.42E-03	2.21E-03	1.15E-03	7.76E-04	3.85E-05	
6.72E-03	6.7E-04	5.8E-04	3.1E-04	2.1E-04	1.4E-04	1.1E-05	1.1E-03	5.4E-04	2.7E-04	1.9E-04	9.0E-06	3.82E-03	1.91E-03	9.92E-04	6.70E-04	3.31E-05	
5.69E-03	6.0E-04	4.9E-04	2.6E-04	1.8E-04	1.2E-04	9.3E-06	8.7E-04	4.4E-04	2.2E-04	1.5E-04	7.3E-06	3.24E-03	1.62E-03	8.35E-04	5.68E-04	2.78E-05	
4.74E-03	5.4E-04	4.3E-04	2.2E-04	1.4E-04	1.0E-04	7.2E-06	6.3E-04	3.2E-04	1.6E-04	1.1E-04	5.3E-06	2.70E-03	1.35E-03	6.91E-04	4.73E-04	2.30E-05	
3.47E-03	5.0E-04	3.8E-04	2.0E-04	1.2E-04	9.1E-05	6.3E-06	5.2E-04	2.6E-04	1.3E-04	9.2E-05	4.4E-06	1.98E-03	9.91E-04	5.01E-04	3.48E-04	1.67E-05	
2.69E-03	4.6E-04	3.4E-04	1.8E-04	1.1E-04	8.2E-05	5.7E-06	4.5E-04	2.2E-04	1.1E-04	7.8E-05	3.8E-06	1.54E-03	7.69E-04	3.86E-04	2.70E-04	1.29E-05	
1.86E-03	4.0E-04	2.9E-04	1.5E-04	9.3E-05	6.9E-05	4.9E-06	3.7E-04	1.8E-04	9.4E-05	6.4E-05	3.1E-06	1.06E-03	5.32E-04	2.66E-04	1.87E-04	8.87E-06	
1.46E-03	3.7E-04	2.6E-04	1.4E-04	8.5E-05	6.3E-05	4.5E-06	3.3E-04	1.6E-04	8.4E-05	5.8E-05	2.8E-06	8.34E-04	4.17E-04	2.10E-04	1.46E-04	6.98E-06	
1.07E-03	3.3E-04	2.3E-04	1.2E-04	7.4E-05	5.5E-05	3.9E-06	2.8E-04	1.4E-04	7.2E-05	4.9E-05	2.4E-06	6.08E-04	3.04E-04	1.54E-04	1.07E-04	5.13E-06	
8.46E-04	3.1E-04	2.1E-04	1.1E-04	6.7E-05	5.0E-05	3.5E-06	2.5E-04	1.2E-04	6.4E-05	4.4E-05	2.1E-06	4.82E-04	2.41E-04	1.23E-04	8.45E-05	4.10E-06	
6.66E-04	2.8E-04	1.8E-04	9.7E-05	5.9E-05	4.5E-05	3.1E-06	2.2E-04	1.1E-04	5.6E-05	3.8E-05	1.9E-06	3.79E-04	1.90E-04	9.75E-05	6.65E-05	3.25E-06	
1.23E-02	1.8E-03	1.8E-03	9.5E-04	5.4E-04	4.4E-04	2.9E-05	3.4E-03	1.7E-03	8.6E-04	6.0E-04	2.9E-05	6.97E-03	3.48E-03	1.85E-03	1.22E-03	6.16E-05	
1.16E-02	1.4E-03	1.5E-03	7.6E-04	4.4E-04	3.5E-04	2.3E-05	2.7E-03	1.4E-03	6.8E-04	4.8E-04	2.3E-05	6.55E-03	3.28E-03	1.73E-03	1.15E-03	5.78E-05	
1.06E-02	1.2E-03	1.2E-03	6.2E-04	3.6E-04	2.9E-04	1.9E-05	2.1E-03	1.1E-03	5.4E-04	3.8E-04	1.8E-05	6.02E-03	3.01E-03	1.59E-03	1.06E-03	5.29E-05	
9.53E-03	9.0E-04	9.7E-04	5.1E-04	3.0E-04	2.4E-04	1.6E-05	1.7E-03	8.5E-04	4.3E-04	3.0E-04	1.4E-05	5.41E-03	2.70E-03	1.42E-03	9.48E-04	4.73E-05	
8.37E-03	7.8E-04	7.1E-04	3.7E-04	2.5E-04	1.7E-04	1.3E-05	1.4E-03	6.8E-04	3.4E-04	2.4E-04	1.1E-05	4.75E-03	2.38E-03	1.24E-03	8.34E-04	4.13E-05	
7.19E-03	6.9E-04	5.9E-04	3.1E-04	2.1E-04	1.4E-04	1.1E-05	1.1E-03	5.4E-04	2.7E-04	1.9E-04	9.0E-06	4.09E-03	2.04E-03	1.06E-03	7.17E-04	3.53E-05	
6.03E-03	6.2E-04	5.0E-04	2.6E-04	1.6E-04	1.2E-04	8.5E-06	8.7E-04	4.4E-04	2.2E-04	1.5E-04	7.3E-06	3.43E-03	1.72E-03	8.83E-04	6.02E-04	2.94E-05	
4.98E-03	5.7E-04	4.3E-04	2.3E-04	1.4E-04	1.0E-04	7.3E-06	6.3E-04	3.2E-04	1.6E-04	1.1E-04	5.3E-06	2.84E-03	1.42E-03	7.25E-04	4.98E-04	2.42E-05	
3.68E-03	5.3E-04	3.9E-04	2.0E-04	1.2E-04	9.4E-05	6.5E-06	5.4E-04	2.7E-04	1.4E-04	9.4E-05	4.5E-06	2.10E-03	1.05E-03	5.30E-04	3.68E-04	1.77E-05	
2.55E-03	4.6E-04	3.3E-04	1.7E-04	1.1E-04	7.9E-05	5.6E-06	4.3E-04	2.2E-04	1.1E-04	7.6E-05	3.7E-06	1.45E-03	7.28E-04	3.63E-04	2.55E-04	1.21E-05	
1.48E-03	3.7E-04	2.5E-04	1.3E-04	8.2E-05	6.1E-05	4.3E-06	3.2E-04	1.6E-04	8.2E-05	5.6E-05	2.7E-06	8.44E-04	4.22E-04	2.11E-04	1.48E-04	7.02E-06	
1.21E-03	3.5E-04	2.4E-04	1.3E-04	7.8E-05	5.8E-05	4.1E-06	3.0E-04	1.5E-04	7.6E-05	5.2E-05	2.5E-06	6.92E-04	3.46E-04	1.74E-04	1.21E-04	5.79E-06	
1.08E-03	3.5E-04	2.3E-04	1.2E-04	7.6E-05	5.7E-05	4.0E-06	2.9E-04	1.4E-04	7.4E-05	5.1E-05	2.5E-06	6.14E-04	3.07E-04	1.55E-04	1.08E-04	5.18E-06	
5.30E-03	6.2E-04	4.6E-04	2.4E-04	1.6E-04	1.1E-04	8.2E-06	7.2E-04	3.6E-04	1.8E-04	1.3E-04	6.1E-06	3.02E-03	1.51E-03	7.69E-04	5.30E-04	2.56E-05	
3.83E-03	5.6E-04	4.0E-04	2.1E-04	1.3E-04	9.6E-05	6.6E-06	5.4E-04	2.7E-04	1.4E-04	9.5E-05	4.6E-06	2.19E-03	1.09E-03	5.48E-04	3.84E-04	1.83E-05	
5.03E-02	2.7E-02	1.3E-02	6.7E-03	3.6E-03	3.1E-03	1.9E-04	9.2E-03	4.6E-03	2.5E-03	1.6E-03	8.3E-05	3.00E-03	1.50E-03	7.65E-04	5.26E-04	2.55E-05	
4.89E-02	2.6E-02	1.2E-02	6.5E-03	3.5E-03	3.0E-03	1.9E-04	1.0E-02	5.2E-03	2.8E-03	1.8E-03	9.4E-05	3.61E-03	1.80E-03	9.20E-04	6.33E-04	3.07E-05	
4.48E-02	2.4E-02	1.2E-02	6.1E-03	3.3E-03	2.8E-03	1.7E-04	1.1E-02	5.7E-03	3.1E-03	2.0E-03	1.0E-04	4.31E-03	2.16E-03	1.10E-03	7.56E-04	3.67E-05	

Ventura Ranch

Unmitigated Chronic Risk Summary - Offsite Residential

Chronic Non Cancer Risk																	
Max Chronic	**Demo**	**Site Prep**	**Grading**	**BC**	**Paving**	**AC**	**Site Prep**	**Grading**	**BC**	**Paving**	**AC**	**Site Prep**	**Grading**	**BC**	**Paving**	**AC**	**Receptor**
3.91E-02	2.0E-02	1.0E-02	5.4E-03	3.0E-03	2.5E-03	1.6E-04	1.2E-02	6.0E-03	3.2E-03	2.1E-03	1.1E-04	5.12E-03	2.56E-03	1.31E-03	8.98E-04	4.38E-05	
5.77E-02	3.2E-02	1.4E-02	7.5E-03	4.0E-03	3.5E-03	2.1E-04	9.8E-03	4.9E-03	2.6E-03	1.7E-03	8.8E-05	2.95E-03	1.48E-03	7.50E-04	5.17E-04	2.50E-05	
5.65E-02	3.1E-02	1.4E-02	7.4E-03	4.0E-03	3.4E-03	2.1E-04	1.1E-02	5.7E-03	3.1E-03	2.0E-03	1.0E-04	3.58E-03	1.79E-03	9.10E-04	6.28E-04	3.03E-05	
5.18E-02	2.8E-02	1.3E-02	6.9E-03	3.7E-03	3.2E-03	2.0E-04	1.3E-02	6.3E-03	3.4E-03	2.2E-03	1.1E-04	4.33E-03	2.17E-03	1.10E-03	7.60E-04	3.68E-05	
4.49E-02	2.4E-02	1.2E-02	6.1E-03	3.3E-03	2.8E-03	1.8E-04	1.4E-02	6.8E-03	3.7E-03	2.4E-03	1.2E-04	5.24E-03	2.62E-03	1.34E-03	9.19E-04	4.46E-05	
3.69E-02	1.9E-02	1.0E-02	5.3E-03	2.9E-03	2.4E-03	1.5E-04	1.4E-02	7.0E-03	3.7E-03	2.4E-03	1.2E-04	6.29E-03	3.14E-03	1.61E-03	1.10E-03	5.37E-05	
1.68E-02	1.4E-03	1.6E-03	8.1E-04	4.7E-04	3.8E-04	2.5E-05	3.2E-03	1.6E-03	7.9E-04	5.6E-04	2.6E-05	9.53E-03	4.77E-03	2.54E-03	1.67E-03	8.47E-05	
1.54E-02	1.2E-03	1.2E-03	6.5E-04	3.7E-04	3.0E-04	2.0E-05	2.4E-03	1.2E-03	5.9E-04	4.2E-04	2.0E-05	8.70E-03	4.35E-03	2.31E-03	1.53E-03	7.70E-05	
6.60E-02	3.7E-02	1.6E-02	8.4E-03	4.5E-03	3.9E-03	2.4E-04	1.2E-02	6.1E-03	3.3E-03	2.1E-03	1.1E-04	3.52E-03	1.76E-03	8.93E-04	6.18E-04	2.98E-05	
6.08E-02	3.4E-02	1.5E-02	7.9E-03	4.2E-03	3.6E-03	2.2E-04	1.4E-02	7.0E-03	3.8E-03	2.5E-03	1.3E-04	4.34E-03	2.17E-03	1.10E-03	7.61E-04	3.66E-05	
5.21E-02	2.8E-02	1.3E-02	7.0E-03	3.8E-03	3.2E-03	2.0E-04	1.5E-02	7.7E-03	4.2E-03	2.7E-03	1.4E-04	5.33E-03	2.66E-03	1.35E-03	9.35E-04	4.51E-05	
4.18E-02	2.1E-02	1.1E-02	5.9E-03	3.2E-03	2.7E-03	1.7E-04	1.6E-02	7.9E-03	4.3E-03	2.8E-03	1.4E-04	6.47E-03	3.24E-03	1.65E-03	1.14E-03	5.49E-05	
1.87E-02	1.5E-03	1.6E-03	8.3E-04	4.8E-04	3.8E-04	2.5E-05	3.3E-03	1.7E-03	8.1E-04	5.8E-04	2.7E-05	1.06E-02	5.30E-03	2.83E-03	1.86E-03	9.45E-05	
1.71E-02	1.3E-03	1.1E-03	5.9E-04	3.8E-04	2.7E-04	2.0E-05	2.4E-03	1.2E-03	6.0E-04	4.3E-04	2.0E-05	9.67E-03	4.84E-03	2.57E-03	1.70E-03	8.57E-05	
1.50E-02	1.1E-03	9.1E-04	4.8E-04	3.1E-04	2.2E-04	1.6E-05	1.8E-03	9.2E-04	4.5E-04	3.2E-04	1.5E-05	8.52E-03	4.26E-03	2.25E-03	1.50E-03	7.48E-05	
7.13E-02	4.0E-02	1.7E-02	9.0E-03	4.8E-03	4.2E-03	2.5E-04	1.5E-02	7.7E-03	4.2E-03	2.7E-03	1.4E-04	4.26E-03	2.13E-03	1.07E-03	7.47E-04	3.58E-05	
6.07E-02	3.3E-02	1.5E-02	8.0E-03	4.3E-03	3.7E-03	2.3E-04	1.7E-02	8.6E-03	4.7E-03	3.0E-03	1.6E-04	5.33E-03	2.67E-03	1.35E-03	9.35E-04	4.48E-05	
4.77E-02	2.5E-02	1.3E-02	6.6E-03	3.6E-03	3.1E-03	1.9E-04	1.8E-02	9.1E-03	4.9E-03	3.2E-03	1.6E-04	6.60E-03	3.30E-03	1.67E-03	1.16E-03	5.57E-05	
3.53E-02	1.7E-02	1.0E-02	5.3E-03	2.9E-03	2.4E-03	1.5E-04	1.8E-02	8.9E-03	4.8E-03	3.1E-03	1.6E-04	7.98E-03	3.99E-03	2.03E-03	1.40E-03	6.76E-05	
2.10E-02	1.5E-03	1.6E-03	8.5E-04	4.8E-04	3.9E-04	2.6E-05	3.4E-03	1.7E-03	8.3E-04	6.0E-04	2.8E-05	1.19E-02	5.93E-03	3.18E-03	2.08E-03	1.06E-04	
1.91E-02	1.4E-03	1.1E-03	6.0E-04	3.9E-04	2.8E-04	2.0E-05	2.5E-03	1.2E-03	6.0E-04	4.4E-04	2.0E-05	1.08E-02	5.40E-03	2.88E-03	1.90E-03	9.61E-05	
1.68E-02	1.2E-03	9.3E-04	4.9E-04	3.1E-04	2.3E-04	1.6E-05	1.9E-03	9.3E-04	4.5E-04	3.3E-04	1.5E-05	9.50E-03	4.75E-03	2.51E-03	1.67E-03	8.35E-05	
2.37E-02	1.7E-03	1.7E-03	8.7E-04	4.9E-04	4.0E-04	2.6E-05	3.6E-03	1.8E-03	8.5E-04	6.2E-04	2.8E-05	1.34E-02	6.69E-03	3.61E-03	2.35E-03	1.20E-04	
2.15E-02	1.5E-03	1.2E-03	6.2E-04	3.9E-04	2.8E-04	2.1E-05	2.5E-03	1.3E-03	6.1E-04	4.5E-04	2.0E-05	1.22E-02	6.09E-03	3.26E-03	2.14E-03	1.09E-04	
1.88E-02	1.3E-03	9.5E-04	5.0E-04	3.2E-04	2.3E-04	1.7E-05	1.9E-03	9.4E-04	4.6E-04	3.3E-04	1.5E-05	1.07E-02	5.34E-03	2.82E-03	1.87E-03	9.40E-05	
2.45E-02	1.6E-03	1.2E-03	6.3E-04	4.0E-04	2.9E-04	2.1E-05	2.6E-03	1.3E-03	6.2E-04	4.6E-04	2.1E-05	1.38E-02	6.92E-03	3.72E-03	2.43E-03	1.24E-04	
1.48E-01	9.1E-02	3.2E-02	1.7E-02	8.5E-03	7.7E-03	4.5E-04	1.6E-02	8.0E-03	4.3E-03	2.8E-03	1.4E-04	3.17E-03	1.59E-03	7.92E-04	5.56E-04	2.64E-05	
1.38E-01	8.5E-02	3.0E-02	1.6E-02	8.1E-03	7.2E-03	4.3E-04	2.1E-02	1.1E-02	5.8E-03	3.7E-03	1.9E-04	4.04E-03	2.02E-03	1.01E-03	7.09E-04	3.35E-05	
2.64E-03	7.2E-04	4.6E-04	2.4E-04	1.5E-04	1.1E-04	7.6E-06	6.1E-04	3.0E-04	1.6E-04	1.1E-04	5.2E-06	1.52E-03	7.60E-04	3.58E-04	2.67E-04	1.19E-05	
1.77E-03	6.2E-04	4.0E-04	2.1E-04	1.3E-04	9.6E-05	6.7E-06	5.2E-04	2.6E-04	1.3E-04	9.1E-05	4.5E-06	1.01E-03	5.08E-04	2.48E-04	1.78E-04	8.26E-06	
1.33E-03	5.5E-04	3.5E-04	1.9E-04	1.1E-04	8.5E-05	6.0E-06	4.6E-04	2.3E-04	1.2E-04	8.0E-05	3.9E-06	7.62E-04	3.81E-04	1.91E-04	1.34E-04	6.36E-06	
1.10E-03	5.0E-04	3.2E-04	1.7E-04	1.0E-04	7.8E-05	5.4E-06	4.1E-04	2.0E-04	1.1E-04	7.2E-05	3.5E-06	6.25E-04	3.13E-04	1.59E-04	1.10E-04	5.29E-06	
1.98E-01	1.2E-01	4.1E-02	2.1E-02	1.1E-02	9.9E-03	5.6E-04	1.7E-02	8.3E-03	4.4E-03	2.9E-03	1.5E-04	3.10E-03	1.55E-03	7.72E-04	5.44E-04	2.57E-05	
1.84E-01	1.2E-01	3.8E-02	2.0E-02	1.0E-02	9.2E-03	5.3E-04	2.4E-02	1.2E-02	6.3E-03	4.1E-03	2.1E-04	3.93E-03	1.97E-03	9.74E-04	6.90E-04	3.24E-05	
4.72E-03	9.1E-04	5.6E-04	2.9E-04	1.7E-04	1.3E-04	9.1E-06	7.7E-04	3.8E-04	2.0E-04	1.3E-04	6.6E-06	2.73E-03	1.37E-03	6.17E-04	4.79E-04	2.06E-05	
2.80E-03	8.1E-04	5.0E-04	2.6E-04	1.6E-04	1.2E-04	8.2E-06	6.6E-04	3.3E-04	1.7E-04	1.2E-04	5.7E-06	1.62E-03	8.09E-04	3.78E-04	2.84E-04	1.26E-05	
1.92E-03	7.0E-04	4.3E-04	2.3E-04	1.4E-04	1.0E-04	7.3E-06	5.7E-04	2.9E-04	1.5E-04	1.0E-04	4.9E-06	1.10E-03	5.52E-04	2.69E-04	1.94E-04	8.97E-06	
1.47E-03	6.2E-04	3.9E-04	2.0E-04	1.2E-04	9.3E-05	6.5E-06	5.0E-04	2.5E-04	1.3E-04	8.8E-05	4.3E-06	8.40E-04	4.20E-04	2.11E-04	1.47E-04	7.02E-06	
1.26E-03	5.7E-04	3.6E-04	1.9E-04	1.1E-04	8.7E-05	6.0E-06	4.6E-04	2.3E-04	1.2E-04	8.1E-05	4.0E-06	7.17E-04	3.59E-04	1.82E-04	1.26E-04	6.08E-06	
2.79E-01	1.8E-01	5.4E-02	2.9E-02	1.4E-02	1.3E-02	7.3E-04	1.7E-02	8.6E-03	4.5E-03	3.0E-03	1.5E-04	3.04E-03	1.53E-03	7.57E-04	5.34E-04	2.52E-05	

Ventura Ranch

Unmitigated Chronic Risk Summary - Offsite Residential

Chronic Non Cancer Risk																	
Max Chronic	**Demo**	**Site Prep**	**Grading**	**BC**	**Paving**	**AC**	**Site Prep**	**Grading**	**BC**	**Paving**	**AC**	**Site Prep**	**Grading**	**BC**	**Paving**	**AC**	**Receptor**
2.59E-01	1.7E-01	5.0E-02	2.6E-02	1.3E-02	1.2E-02	6.8E-04	2.6E-02	1.3E-02	6.8E-03	4.5E-03	2.3E-04	3.83E-03	1.92E-03	9.44E-04	6.71E-04	3.15E-05	
4.88E-03	1.0E-03	6.0E-04	3.1E-04	1.9E-04	1.4E-04	9.7E-06	8.3E-04	4.2E-04	2.1E-04	1.5E-04	7.0E-06	2.84E-03	1.42E-03	6.28E-04	4.97E-04	2.09E-05	
2.99E-03	9.3E-04	5.4E-04	2.8E-04	1.7E-04	1.3E-04	8.9E-06	7.3E-04	3.6E-04	1.9E-04	1.3E-04	6.2E-06	1.73E-03	8.64E-04	4.01E-04	3.03E-04	1.34E-05	
2.26E-03	8.5E-04	5.0E-04	2.6E-04	1.5E-04	1.2E-04	8.1E-06	6.6E-04	3.3E-04	1.7E-04	1.2E-04	5.6E-06	1.30E-03	6.50E-04	3.14E-04	2.28E-04	1.05E-05	
1.89E-03	7.9E-04	4.7E-04	2.4E-04	1.4E-04	1.1E-04	7.6E-06	6.1E-04	3.0E-04	1.6E-04	1.1E-04	5.2E-06	1.08E-03	5.40E-04	2.68E-04	1.90E-04	8.93E-06	
1.54E-03	7.1E-04	4.2E-04	2.2E-04	1.3E-04	1.0E-04	6.9E-06	5.4E-04	2.7E-04	1.4E-04	9.4E-05	4.6E-06	8.77E-04	4.39E-04	2.22E-04	1.54E-04	7.41E-06	
4.23E-01	2.9E-01	7.7E-02	4.0E-02	1.9E-02	1.9E-02	1.0E-03	1.7E-02	8.7E-03	4.4E-03	3.0E-03	1.5E-04	3.03E-03	1.52E-03	7.51E-04	5.31E-04	2.50E-05	
4.01E-01	2.7E-01	7.2E-02	3.7E-02	1.7E-02	1.7E-02	9.0E-04	3.3E-02	1.6E-02	8.5E-03	5.7E-03	2.8E-04	4.06E-03	2.03E-03	9.96E-04	7.13E-04	3.32E-05	
3.58E-03	1.1E-03	6.1E-04	3.2E-04	1.9E-04	1.5E-04	9.8E-06	8.5E-04	4.2E-04	2.2E-04	1.5E-04	7.2E-06	2.07E-03	1.04E-03	4.71E-04	3.63E-04	1.57E-05	
4.04E-02	5.4E-03	1.9E-02	1.0E-02	5.4E-03	4.7E-03	2.8E-04	4.0E-03	2.0E-03	1.0E-03	7.0E-04	3.4E-05	2.39E-03	1.24E-03	6.39E-04	4.20E-04	2.11E-05	
1.97E-02	3.3E-03	9.0E-03	4.8E-03	2.6E-03	2.2E-03	1.4E-04	2.6E-03	1.4E-03	6.8E-04	4.6E-04	2.3E-05	1.92E-03	9.95E-04	5.15E-04	3.37E-04	1.70E-05	
2.84E-02	4.1E-03	1.3E-02	7.1E-03	3.7E-03	3.3E-03	1.9E-04	3.1E-03	1.6E-03	8.0E-04	5.4E-04	2.6E-05	2.20E-03	1.15E-03	5.91E-04	3.86E-04	1.94E-05	
4.69E-02	5.2E-03	2.4E-02	1.2E-02	5.8E-03	5.7E-03	3.1E-04	3.7E-03	1.9E-03	9.4E-04	6.5E-04	3.1E-05	2.54E-03	1.30E-03	6.78E-04	4.46E-04	2.24E-05	
1.46E-02	2.7E-03	6.5E-03	3.5E-03	1.9E-03	1.6E-03	9.9E-05	2.1E-03	1.1E-03	5.5E-04	3.7E-04	1.8E-05	1.75E-03	9.38E-04	4.75E-04	3.08E-04	1.55E-05	
1.92E-02	3.2E-03	8.8E-03	4.7E-03	2.5E-03	2.1E-03	1.3E-04	2.5E-03	1.3E-03	6.2E-04	4.3E-04	2.1E-05	1.98E-03	1.03E-03	5.32E-04	3.48E-04	1.75E-05	
2.70E-02	3.9E-03	1.3E-02	6.8E-03	3.4E-03	3.1E-03	1.8E-04	2.9E-03	1.5E-03	7.3E-04	5.1E-04	2.4E-05	2.26E-03	1.16E-03	6.03E-04	3.96E-04	1.99E-05	
4.73E-02	4.8E-03	2.4E-02	1.3E-02	5.4E-03	5.9E-03	2.9E-04	3.6E-03	1.8E-03	8.9E-04	6.3E-04	3.0E-05	2.65E-03	1.35E-03	7.04E-04	4.66E-04	2.34E-05	
8.79E-02	5.5E-03	4.7E-02	2.5E-02	1.0E-02	1.1E-02	5.4E-04	4.7E-03	2.4E-03	1.1E-03	8.2E-04	3.8E-05	3.17E-03	1.60E-03	8.37E-04	5.57E-04	2.78E-05	
1.29E-01	6.2E-03	6.9E-02	3.6E-02	1.8E-02	1.7E-02	9.2E-04	6.1E-03	3.1E-03	1.5E-03	1.1E-03	4.9E-05	3.81E-03	1.92E-03	9.96E-04	6.68E-04	3.31E-05	
1.06E-02	2.2E-03	4.6E-03	2.4E-03	1.4E-03	1.1E-03	7.1E-05	1.7E-03	9.0E-04	4.4E-04	3.0E-04	1.5E-05	1.56E-03	8.20E-04	4.21E-04	2.74E-04	1.38E-05	
1.31E-02	2.6E-03	5.8E-03	3.1E-03	1.7E-03	1.4E-03	8.7E-05	2.0E-03	1.0E-03	5.0E-04	3.4E-04	1.6E-05	1.74E-03	8.99E-04	4.66E-04	3.05E-04	1.54E-05	
1.70E-02	3.1E-03	7.7E-03	4.1E-03	2.1E-03	1.9E-03	1.1E-04	2.3E-03	1.2E-03	5.7E-04	4.0E-04	1.9E-05	1.96E-03	1.00E-03	5.21E-04	3.43E-04	1.73E-05	
2.43E-02	3.6E-03	1.2E-02	6.1E-03	3.0E-03	2.8E-03	1.6E-04	2.8E-03	1.4E-03	6.9E-04	4.8E-04	2.3E-05	2.26E-03	1.15E-03	5.98E-04	3.96E-04	1.99E-05	
3.61E-02	4.2E-03	1.8E-02	9.4E-03	4.7E-03	4.3E-03	2.5E-04	3.5E-03	1.7E-03	8.5E-04	6.1E-04	2.8E-05	2.65E-03	1.34E-03	6.98E-04	4.65E-04	2.32E-05	
5.09E-02	4.7E-03	2.5E-02	1.3E-02	7.4E-03	6.2E-03	3.9E-04	4.5E-03	2.2E-03	1.1E-03	7.9E-04	3.6E-05	3.18E-03	1.60E-03	8.31E-04	5.58E-04	2.76E-05	
6.73E-02	5.2E-03	3.4E-02	1.8E-02	1.1E-02	8.1E-03	5.8E-04	6.0E-03	3.0E-03	1.4E-03	1.1E-03	4.8E-05	3.93E-03	1.97E-03	1.01E-03	6.90E-04	3.37E-05	
8.24E-02	5.6E-03	4.1E-02	2.1E-02	1.4E-02	9.9E-03	7.6E-04	8.5E-03	4.3E-03	2.0E-03	1.5E-03	6.5E-05	5.07E-03	2.54E-03	1.27E-03	8.90E-04	4.24E-05	
9.61E-02	6.0E-03	4.8E-02	2.5E-02	1.7E-02	1.2E-02	8.7E-04	1.3E-02	6.7E-03	2.8E-03	2.3E-03	9.2E-05	7.05E-03	3.53E-03	1.69E-03	1.24E-03	5.62E-05	
9.21E-02	6.5E-03	4.6E-02	2.4E-02	1.5E-02	1.1E-02	8.1E-04	3.1E-02	1.6E-02	5.7E-03	5.4E-03	1.9E-04	1.12E-02	5.60E-03	2.46E-03	1.96E-03	8.19E-05	
7.88E-03	1.9E-03	3.3E-03	1.7E-03	9.8E-04	7.9E-04	5.2E-05	1.4E-03	7.3E-04	3.6E-04	2.5E-04	1.2E-05	1.35E-03	7.07E-04	3.65E-04	2.38E-04	1.20E-05	
9.41E-03	2.2E-03	4.0E-03	2.1E-03	1.2E-03	9.6E-04	6.1E-05	1.6E-03	8.1E-04	4.0E-04	2.8E-04	1.3E-05	1.49E-03	7.67E-04	3.98E-04	2.61E-04	1.32E-05	
1.17E-02	2.5E-03	5.1E-03	2.7E-03	1.5E-03	1.2E-03	7.7E-05	1.8E-03	9.2E-04	4.6E-04	3.2E-04	1.5E-05	1.66E-03	8.47E-04	4.42E-04	2.91E-04	1.46E-05	
1.49E-02	2.8E-03	6.6E-03	3.5E-03	2.0E-03	1.6E-03	1.0E-04	2.2E-03	1.1E-03	5.4E-04	3.8E-04	1.8E-05	1.90E-03	9.62E-04	5.02E-04	3.33E-04	1.67E-05	
1.96E-02	3.2E-03	9.0E-03	4.7E-03	2.7E-03	2.2E-03	1.4E-04	2.6E-03	1.3E-03	6.5E-04	4.6E-04	2.2E-05	2.16E-03	1.09E-03	5.70E-04	3.80E-04	1.89E-05	
2.61E-02	3.6E-03	1.2E-02	6.4E-03	3.8E-03	3.0E-03	2.0E-04	3.2E-03	1.6E-03	7.9E-04	5.6E-04	2.6E-05	2.50E-03	1.26E-03	6.54E-04	4.39E-04	2.17E-05	
3.32E-02	4.0E-03	1.6E-02	8.3E-03	5.2E-03	3.8E-03	2.7E-04	4.0E-03	2.0E-03	9.8E-04	7.0E-04	3.3E-05	2.98E-03	1.50E-03	7.69E-04	5.22E-04	2.56E-05	
4.09E-02	4.2E-03	2.0E-02	1.0E-02	6.8E-03	4.7E-03	3.6E-04	5.1E-03	2.6E-03	1.2E-03	9.0E-04	4.1E-05	3.63E-03	1.82E-03	9.22E-04	6.37E-04	3.07E-05	
4.72E-02	4.6E-03	2.3E-02	1.2E-02	7.9E-03	5.5E-03	4.1E-04	7.1E-03	3.6E-03	1.6E-03	1.2E-03	5.4E-05	4.61E-03	2.31E-03	1.14E-03	8.09E-04	3.79E-05	
5.04E-02	4.8E-03	2.4E-02	1.3E-02	8.3E-03	5.9E-03	4.4E-04	1.1E-02	5.5E-03	2.3E-03	1.9E-03	7.7E-05	6.29E-03	3.15E-03	1.48E-03	1.10E-03	4.92E-05	
4.87E-02	5.1E-03	2.3E-02	1.2E-02	7.9E-03	5.7E-03	4.2E-04	1.6E-02	7.8E-03	3.2E-03	2.7E-03	1.1E-04	9.62E-03	4.82E-03	2.04E-03	1.69E-03	6.80E-05	

Ventura Ranch

Unmitigated Chronic Risk Summary - Offsite Residential

Chronic Non Cancer Risk																	
Max Chronic	**Demo**	**Site Prep**	**Grading**	**BC**	**Paving**	**AC**	**Site Prep**	**Grading**	**BC**	**Paving**	**AC**	**Site Prep**	**Grading**	**BC**	**Paving**	**AC**	**Receptor**
4.41E-02	5.3E-03	2.1E-02	1.1E-02	7.0E-03	5.0E-03	3.7E-04	1.7E-02	8.3E-03	3.6E-03	2.9E-03	1.2E-04	1.63E-02	8.17E-03	3.31E-03	2.86E-03	1.10E-04	
4.47E-02	5.5E-03	1.8E-02	9.4E-03	6.1E-03	4.3E-03	3.2E-04	1.5E-02	7.7E-03	3.5E-03	2.7E-03	1.2E-04	2.61E-02	1.30E-02	5.52E-03	4.58E-03	1.84E-04	
6.36E-02	5.6E-03	1.5E-02	8.0E-03	5.1E-03	3.7E-03	2.7E-04	1.4E-02	6.9E-03	3.3E-03	2.4E-03	1.1E-04	3.70E-02	1.85E-02	8.10E-03	6.49E-03	2.70E-04	
6.08E-03	1.6E-03	2.4E-03	1.3E-03	7.4E-04	5.9E-04	3.9E-05	1.1E-03	6.0E-04	2.9E-04	2.0E-04	9.6E-06	1.16E-03	6.02E-04	3.11E-04	2.03E-04	1.02E-05	
7.11E-03	1.8E-03	2.9E-03	1.5E-03	8.7E-04	7.0E-04	4.5E-05	1.3E-03	6.6E-04	3.2E-04	2.2E-04	1.1E-05	1.25E-03	6.46E-04	3.35E-04	2.20E-04	1.11E-05	
8.56E-03	2.1E-03	3.6E-03	1.9E-03	1.1E-03	8.6E-04	5.6E-05	1.5E-03	7.4E-04	3.7E-04	2.6E-04	1.2E-05	1.38E-03	7.05E-04	3.67E-04	2.42E-04	1.21E-05	
1.02E-02	2.3E-03	4.3E-03	2.3E-03	1.4E-03	1.0E-03	7.2E-05	1.7E-03	8.6E-04	4.3E-04	3.0E-04	1.4E-05	1.55E-03	7.87E-04	4.10E-04	2.72E-04	1.36E-05	
1.28E-02	2.5E-03	5.5E-03	2.9E-03	1.8E-03	1.3E-03	9.3E-05	2.0E-03	1.0E-03	5.0E-04	3.5E-04	1.7E-05	1.73E-03	8.73E-04	4.54E-04	3.03E-04	1.51E-05	
1.60E-02	2.8E-03	7.1E-03	3.7E-03	2.3E-03	1.7E-03	1.2E-04	2.4E-03	1.2E-03	6.0E-04	4.1E-04	2.0E-05	1.94E-03	9.80E-04	5.08E-04	3.41E-04	1.69E-05	
1.88E-02	3.0E-03	8.5E-03	4.4E-03	2.9E-03	2.0E-03	1.5E-04	2.9E-03	1.4E-03	7.1E-04	5.0E-04	2.4E-05	2.25E-03	1.13E-03	5.82E-04	3.94E-04	1.93E-05	
2.27E-02	3.2E-03	1.0E-02	5.5E-03	3.6E-03	2.5E-03	1.9E-04	3.5E-03	1.8E-03	8.6E-04	6.1E-04	2.9E-05	2.62E-03	1.32E-03	6.69E-04	4.60E-04	2.23E-05	
2.68E-02	3.5E-03	1.2E-02	6.5E-03	4.3E-03	3.0E-03	2.3E-04	4.5E-03	2.2E-03	1.1E-03	7.9E-04	3.6E-05	3.14E-03	1.58E-03	7.86E-04	5.51E-04	2.62E-05	
2.95E-02	3.7E-03	1.4E-02	7.2E-03	4.7E-03	3.3E-03	2.5E-04	5.8E-03	2.9E-03	1.4E-03	1.0E-03	4.5E-05	3.90E-03	1.95E-03	9.50E-04	6.83E-04	3.16E-05	
3.09E-02	3.9E-03	1.4E-02	7.6E-03	4.9E-03	3.5E-03	2.6E-04	7.5E-03	3.8E-03	1.7E-03	1.3E-03	5.7E-05	5.19E-03	2.60E-03	1.21E-03	9.10E-04	4.04E-05	
3.11E-02	4.1E-03	1.4E-02	7.6E-03	4.9E-03	3.5E-03	2.6E-04	8.9E-03	4.5E-03	2.0E-03	1.6E-03	6.7E-05	7.42E-03	3.71E-03	1.69E-03	1.30E-03	5.64E-05	
2.96E-02	4.3E-03	1.4E-02	7.1E-03	4.6E-03	3.3E-03	2.4E-04	9.5E-03	4.8E-03	2.2E-03	1.7E-03	7.3E-05	1.05E-02	5.24E-03	2.42E-03	1.84E-03	8.06E-05	
2.75E-02	4.4E-03	1.2E-02	6.5E-03	4.1E-03	3.0E-03	2.2E-04	9.4E-03	4.7E-03	2.2E-03	1.7E-03	7.4E-05	1.41E-02	7.05E-03	3.35E-03	2.47E-03	1.11E-04	
3.10E-02	4.5E-03	1.1E-02	5.8E-03	3.7E-03	2.7E-03	1.9E-04	9.1E-03	4.6E-03	2.2E-03	1.6E-03	7.3E-05	1.78E-02	8.89E-03	4.35E-03	3.12E-03	1.45E-04	
3.59E-02	4.6E-03	9.7E-03	5.1E-03	3.2E-03	2.4E-03	1.7E-04	8.6E-03	4.3E-03	2.1E-03	1.5E-03	7.0E-05	2.04E-02	1.02E-02	5.21E-03	3.59E-03	1.74E-04	
4.84E-03	1.4E-03	1.9E-03	1.0E-03	5.8E-04	4.6E-04	3.0E-05	9.5E-04	5.0E-04	2.4E-04	1.7E-04	8.0E-06	9.78E-04	5.08E-04	2.63E-04	1.72E-04	8.65E-06	
5.60E-03	1.5E-03	2.2E-03	1.2E-03	6.7E-04	5.4E-04	3.5E-05	1.1E-03	5.4E-04	2.7E-04	1.8E-04	8.9E-06	1.05E-03	5.40E-04	2.80E-04	1.84E-04	9.25E-06	
6.58E-03	1.7E-03	2.7E-03	1.4E-03	8.1E-04	6.4E-04	4.2E-05	1.2E-03	6.1E-04	3.1E-04	2.1E-04	1.0E-05	1.14E-03	5.82E-04	3.02E-04	1.99E-04	1.00E-05	
7.57E-03	1.9E-03	3.1E-03	1.6E-03	1.0E-03	7.4E-04	5.3E-05	1.4E-03	7.0E-04	3.5E-04	2.4E-04	1.2E-05	1.25E-03	6.37E-04	3.32E-04	2.20E-04	1.10E-05	
9.18E-03	2.1E-03	3.8E-03	2.0E-03	1.3E-03	9.3E-04	6.6E-05	1.6E-03	8.0E-04	4.0E-04	2.8E-04	1.3E-05	1.37E-03	6.94E-04	3.60E-04	2.40E-04	1.20E-05	
1.10E-02	2.3E-03	4.7E-03	2.5E-03	1.6E-03	1.1E-03	8.3E-05	1.8E-03	9.3E-04	4.7E-04	3.2E-04	1.6E-05	1.51E-03	7.65E-04	3.95E-04	2.65E-04	1.31E-05	
1.25E-02	2.4E-03	5.4E-03	2.8E-03	1.9E-03	1.3E-03	9.8E-05	2.2E-03	1.1E-03	5.4E-04	3.8E-04	1.8E-05	1.70E-03	8.59E-04	4.41E-04	2.99E-04	1.47E-05	
1.47E-02	2.6E-03	6.5E-03	3.4E-03	2.2E-03	1.6E-03	1.2E-04	2.6E-03	1.3E-03	6.5E-04	4.5E-04	2.2E-05	1.93E-03	9.73E-04	4.95E-04	3.39E-04	1.65E-05	
1.70E-02	2.8E-03	7.6E-03	4.0E-03	2.6E-03	1.8E-03	1.4E-04	3.1E-03	1.6E-03	7.8E-04	5.5E-04	2.6E-05	2.25E-03	1.13E-03	5.69E-04	3.94E-04	1.89E-05	
1.85E-02	2.9E-03	8.4E-03	4.4E-03	2.9E-03	2.0E-03	1.5E-04	3.8E-03	1.9E-03	9.2E-04	6.6E-04	3.1E-05	2.63E-03	1.32E-03	6.55E-04	4.61E-04	2.18E-05	
1.99E-02	3.1E-03	9.1E-03	4.8E-03	3.1E-03	2.2E-03	1.6E-04	4.5E-03	2.3E-03	1.1E-03	8.0E-04	3.6E-05	3.27E-03	1.64E-03	8.01E-04	5.74E-04	2.67E-05	
2.11E-02	3.3E-03	9.6E-03	5.0E-03	3.2E-03	2.3E-03	1.7E-04	5.4E-03	2.7E-03	1.3E-03	9.4E-04	4.2E-05	4.31E-03	2.16E-03	1.04E-03	7.55E-04	3.48E-05	
2.12E-02	3.4E-03	9.6E-03	5.0E-03	3.2E-03	2.3E-03	1.7E-04	5.8E-03	2.9E-03	1.4E-03	1.0E-03	4.6E-05	5.57E-03	2.79E-03	1.36E-03	9.77E-04	4.53E-05	
2.06E-02	3.5E-03	9.2E-03	4.8E-03	3.1E-03	2.2E-03	1.6E-04	6.1E-03	3.1E-03	1.5E-03	1.1E-03	4.8E-05	6.94E-03	3.47E-03	1.72E-03	1.22E-03	5.75E-05	
2.00E-02	3.6E-03	8.9E-03	4.6E-03	2.9E-03	2.1E-03	1.6E-04	6.4E-03	3.2E-03	1.5E-03	1.1E-03	5.1E-05	8.99E-03	4.50E-03	2.27E-03	1.58E-03	7.56E-05	
1.88E-02	3.7E-03	8.2E-03	4.3E-03	2.7E-03	2.0E-03	1.4E-04	6.3E-03	3.2E-03	1.5E-03	1.1E-03	5.1E-05	1.06E-02	5.32E-03	2.72E-03	1.86E-03	9.06E-05	
3.95E-03	1.2E-03	1.5E-03	8.0E-04	4.7E-04	3.6E-04	2.5E-05	8.0E-04	4.2E-04	2.1E-04	1.4E-04	6.8E-06	8.25E-04	4.29E-04	2.21E-04	1.45E-04	7.29E-06	
4.54E-03	1.3E-03	1.8E-03	9.3E-04	5.4E-04	4.2E-04	2.8E-05	8.9E-04	4.6E-04	2.3E-04	1.6E-04	7.6E-06	8.75E-04	4.51E-04	2.34E-04	1.53E-04	7.71E-06	
5.21E-03	1.4E-03	2.0E-03	1.1E-03	6.4E-04	4.9E-04	3.4E-05	9.9E-04	5.1E-04	2.6E-04	1.7E-04	8.5E-06	9.37E-04	4.80E-04	2.49E-04	1.64E-04	8.24E-06	
5.91E-03	1.6E-03	2.3E-03	1.2E-03	7.7E-04	5.7E-04	4.1E-05	1.1E-03	5.7E-04	2.9E-04	2.0E-04	9.7E-06	1.02E-03	5.18E-04	2.69E-04	1.79E-04	8.92E-06	
6.98E-03	1.7E-03	2.8E-03	1.5E-03	9.4E-04	6.8E-04	4.9E-05	1.3E-03	6.5E-04	3.3E-04	2.3E-04	1.1E-05	1.10E-03	5.57E-04	2.88E-04	1.92E-04	9.57E-06	

Ventura Ranch

Unmitigated Chronic Risk Summary - Offsite Residential

Chronic Non Cancer Risk																	
Max Chronic	**Demo**	**Site Prep**	**Grading**	**BC**	**Paving**	**AC**	**Site Prep**	**Grading**	**BC**	**Paving**	**AC**	**Site Prep**	**Grading**	**BC**	**Paving**	**AC**	**Receptor**
8.15E-03	1.9E-03	3.4E-03	1.8E-03	1.1E-03	8.2E-04	6.0E-05	1.5E-03	7.5E-04	3.8E-04	2.6E-04	1.3E-05	1.20E-03	6.05E-04	3.12E-04	2.10E-04	1.04E-05	
9.02E-03	2.0E-03	3.8E-03	2.0E-03	1.3E-03	9.1E-04	6.8E-05	1.7E-03	8.6E-04	4.3E-04	3.0E-04	1.4E-05	1.32E-03	6.66E-04	3.43E-04	2.32E-04	1.14E-05	
1.03E-02	2.1E-03	4.4E-03	2.3E-03	1.5E-03	1.1E-03	8.0E-05	2.0E-03	1.0E-03	5.1E-04	3.5E-04	1.7E-05	1.47E-03	7.42E-04	3.79E-04	2.58E-04	1.26E-05	
1.17E-02	2.2E-03	5.1E-03	2.7E-03	1.7E-03	1.2E-03	9.2E-05	2.4E-03	1.2E-03	5.9E-04	4.1E-04	2.0E-05	1.69E-03	8.48E-04	4.30E-04	2.96E-04	1.43E-05	
1.27E-02	2.3E-03	5.6E-03	2.9E-03	1.9E-03	1.3E-03	9.9E-05	2.7E-03	1.4E-03	6.7E-04	4.8E-04	2.2E-05	1.94E-03	9.72E-04	4.90E-04	3.40E-04	1.63E-05	
1.37E-02	2.5E-03	6.0E-03	3.2E-03	2.0E-03	1.5E-03	1.1E-04	3.1E-03	1.6E-03	7.6E-04	5.4E-04	2.5E-05	2.32E-03	1.16E-03	5.83E-04	4.07E-04	1.94E-05	
1.48E-02	2.6E-03	6.5E-03	3.4E-03	2.2E-03	1.6E-03	1.2E-04	3.6E-03	1.8E-03	8.7E-04	6.3E-04	2.9E-05	2.90E-03	1.45E-03	7.28E-04	5.09E-04	2.42E-05	
1.52E-02	2.7E-03	6.7E-03	3.5E-03	2.2E-03	1.6E-03	1.2E-04	3.9E-03	2.0E-03	9.5E-04	6.8E-04	3.1E-05	3.52E-03	1.76E-03	8.93E-04	6.17E-04	2.97E-05	
1.51E-02	2.8E-03	6.7E-03	3.5E-03	2.2E-03	1.6E-03	1.2E-04	4.1E-03	2.1E-03	1.0E-03	7.2E-04	3.3E-05	4.21E-03	2.11E-03	1.08E-03	7.39E-04	3.59E-05	
1.53E-02	2.9E-03	6.7E-03	3.5E-03	2.2E-03	1.6E-03	1.2E-04	4.4E-03	2.2E-03	1.1E-03	7.8E-04	3.6E-05	5.27E-03	2.64E-03	1.35E-03	9.24E-04	4.51E-05	
1.49E-02	2.9E-03	6.4E-03	3.4E-03	2.1E-03	1.6E-03	1.1E-04	4.5E-03	2.3E-03	1.1E-03	8.0E-04	3.7E-05	6.17E-03	3.08E-03	1.59E-03	1.08E-03	5.31E-05	
3.31E-03	1.0E-03	1.2E-03	6.6E-04	3.9E-04	3.0E-04	2.0E-05	6.9E-04	3.6E-04	1.8E-04	1.2E-04	5.9E-06	6.97E-04	3.63E-04	1.87E-04	1.22E-04	6.15E-06	
3.76E-03	1.1E-03	1.4E-03	7.6E-04	4.5E-04	3.4E-04	2.3E-05	7.6E-04	3.9E-04	2.0E-04	1.3E-04	6.6E-06	7.33E-04	3.79E-04	1.96E-04	1.29E-04	6.45E-06	
4.27E-03	1.2E-03	1.6E-03	8.7E-04	5.2E-04	4.0E-04	2.7E-05	8.5E-04	4.3E-04	2.2E-04	1.5E-04	7.3E-06	7.77E-04	3.99E-04	2.06E-04	1.36E-04	6.83E-06	
4.78E-03	1.3E-03	1.8E-03	9.8E-04	6.1E-04	4.5E-04	3.2E-05	9.5E-04	4.9E-04	2.5E-04	1.7E-04	8.2E-06	8.35E-04	4.26E-04	2.20E-04	1.46E-04	7.30E-06	
5.51E-03	1.5E-03	2.2E-03	1.1E-03	7.3E-04	5.3E-04	3.8E-05	1.1E-03	5.5E-04	2.8E-04	1.9E-04	9.3E-06	8.93E-04	4.54E-04	2.34E-04	1.57E-04	7.77E-06	
6.30E-03	1.6E-03	2.5E-03	1.3E-03	8.6E-04	6.1E-04	4.5E-05	1.2E-03	6.2E-04	3.2E-04	2.2E-04	1.1E-05	9.67E-04	4.90E-04	2.52E-04	1.70E-04	8.36E-06	
6.85E-03	1.6E-03	2.8E-03	1.5E-03	9.5E-04	6.8E-04	5.0E-05	1.4E-03	7.0E-04	3.6E-04	2.4E-04	1.2E-05	1.05E-03	5.31E-04	2.73E-04	1.84E-04	9.07E-06	
7.69E-03	1.7E-03	3.2E-03	1.7E-03	1.1E-03	7.7E-04	5.8E-05	1.6E-03	8.0E-04	4.1E-04	2.8E-04	1.4E-05	1.17E-03	5.88E-04	3.01E-04	2.04E-04	9.99E-06	
8.58E-03	1.8E-03	3.6E-03	1.9E-03	1.2E-03	8.7E-04	6.5E-05	1.8E-03	9.2E-04	4.6E-04	3.2E-04	1.5E-05	1.32E-03	6.65E-04	3.39E-04	2.32E-04	1.13E-05	
9.21E-03	1.9E-03	3.9E-03	2.1E-03	1.3E-03	9.5E-04	6.9E-05	2.0E-03	1.0E-03	5.1E-04	3.6E-04	1.7E-05	1.50E-03	7.53E-04	3.84E-04	2.63E-04	1.28E-05	
9.89E-03	2.0E-03	4.2E-03	2.2E-03	1.4E-03	1.0E-03	7.5E-05	2.3E-03	1.1E-03	5.7E-04	4.0E-04	1.9E-05	1.72E-03	8.64E-04	4.42E-04	3.02E-04	1.47E-05	
1.07E-02	2.1E-03	4.6E-03	2.4E-03	1.5E-03	1.1E-03	8.1E-05	2.6E-03	1.3E-03	6.4E-04	4.5E-04	2.1E-05	2.10E-03	1.05E-03	5.39E-04	3.68E-04	1.80E-05	
1.11E-02	2.2E-03	4.8E-03	2.5E-03	1.6E-03	1.2E-03	8.4E-05	2.8E-03	1.4E-03	6.9E-04	4.9E-04	2.3E-05	2.49E-03	1.25E-03	6.45E-04	4.37E-04	2.15E-05	
1.12E-02	2.3E-03	4.8E-03	2.5E-03	1.6E-03	1.2E-03	8.5E-05	2.9E-03	1.5E-03	7.2E-04	5.1E-04	2.4E-05	2.87E-03	1.44E-03	7.46E-04	5.03E-04	2.49E-05	
1.16E-02	2.3E-03	5.0E-03	2.6E-03	1.7E-03	1.2E-03	8.7E-05	3.2E-03	1.6E-03	7.8E-04	5.6E-04	2.6E-05	3.46E-03	1.73E-03	9.01E-04	6.07E-04	3.00E-05	
1.15E-02	2.4E-03	4.9E-03	2.6E-03	1.6E-03	1.2E-03	8.6E-05	3.3E-03	1.6E-03	8.1E-04	5.8E-04	2.7E-05	3.96E-03	1.98E-03	1.03E-03	6.94E-04	3.44E-05	
2.83E-03	9.1E-04	1.0E-03	5.6E-04	3.3E-04	2.5E-04	1.7E-05	6.0E-04	3.1E-04	1.6E-04	1.1E-04	5.2E-06	5.92E-04	3.09E-04	1.59E-04	1.04E-04	5.22E-06	
3.18E-03	9.9E-04	1.2E-03	6.3E-04	3.8E-04	2.9E-04	2.0E-05	6.6E-04	3.4E-04	1.7E-04	1.2E-04	5.7E-06	6.19E-04	3.20E-04	1.65E-04	1.09E-04	5.44E-06	
3.57E-03	1.1E-03	1.3E-03	7.1E-04	4.3E-04	3.3E-04	2.3E-05	7.3E-04	3.8E-04	1.9E-04	1.3E-04	6.4E-06	6.52E-04	3.35E-04	1.73E-04	1.14E-04	5.71E-06	
3.95E-03	1.2E-03	1.5E-03	7.9E-04	5.0E-04	3.6E-04	2.6E-05	8.2E-04	4.2E-04	2.2E-04	1.4E-04	7.1E-06	6.95E-04	3.55E-04	1.83E-04	1.22E-04	6.07E-06	
4.47E-03	1.3E-03	1.7E-03	9.1E-04	5.8E-04	4.2E-04	3.0E-05	9.2E-04	4.7E-04	2.4E-04	1.6E-04	8.0E-06	7.41E-04	3.77E-04	1.94E-04	1.30E-04	6.44E-06	
5.01E-03	1.3E-03	2.0E-03	1.0E-03	6.6E-04	4.8E-04	3.5E-05	1.0E-03	5.3E-04	2.7E-04	1.8E-04	9.0E-06	8.00E-04	4.06E-04	2.08E-04	1.40E-04	6.91E-06	
5.37E-03	1.4E-03	2.1E-03	1.1E-03	7.3E-04	5.2E-04	3.8E-05	1.1E-03	5.8E-04	3.0E-04	2.0E-04	9.9E-06	8.61E-04	4.35E-04	2.24E-04	1.51E-04	7.42E-06	
5.93E-03	1.4E-03	2.4E-03	1.3E-03	8.2E-04	5.8E-04	4.3E-05	1.3E-03	6.5E-04	3.3E-04	2.3E-04	1.1E-05	9.51E-04	4.80E-04	2.46E-04	1.67E-04	8.18E-06	
6.55E-03	1.5E-03	2.7E-03	1.4E-03	9.2E-04	6.5E-04	4.8E-05	1.5E-03	7.4E-04	3.7E-04	2.6E-04	1.2E-05	1.07E-03	5.40E-04	2.78E-04	1.88E-04	9.23E-06	
6.98E-03	1.6E-03	2.9E-03	1.5E-03	9.7E-04	7.0E-04	5.1E-05	1.6E-03	8.1E-04	4.1E-04	2.8E-04	1.4E-05	1.21E-03	6.07E-04	3.12E-04	2.12E-04	1.04E-05	
7.46E-03	1.7E-03	3.1E-03	1.6E-03	1.0E-03	7.5E-04	5.5E-05	1.8E-03	8.9E-04	4.5E-04	3.1E-04	1.5E-05	1.37E-03	6.87E-04	3.56E-04	2.40E-04	1.18E-05	
8.05E-03	1.8E-03	3.4E-03	1.8E-03	1.1E-03	8.2E-04	5.9E-05	2.0E-03	9.8E-04	4.9E-04	3.4E-04	1.6E-05	1.63E-03	8.16E-04	4.24E-04	2.85E-04	1.41E-05	
8.40E-03	1.8E-03	3.5E-03	1.9E-03	1.2E-03	8.5E-04	6.2E-05	2.1E-03	1.1E-03	5.3E-04	3.7E-04	1.8E-05	1.88E-03	9.44E-04	4.94E-04	3.30E-04	1.64E-05	

Ventura Ranch

Unmitigated Chronic Risk Summary - Offsite Residential

Chronic Non Cancer Risk																	
Max Chronic	**Demo**	**Site Prep**	**Grading**	**BC**	**Paving**	**AC**	**Site Prep**	**Grading**	**BC**	**Paving**	**AC**	**Site Prep**	**Grading**	**BC**	**Paving**	**AC**	**Receptor**
8.46E-03	1.9E-03	3.6E-03	1.9E-03	1.2E-03	8.6E-04	6.2E-05	2.2E-03	1.1E-03	5.4E-04	3.8E-04	1.8E-05	2.09E-03	1.05E-03	5.48E-04	3.66E-04	1.82E-05	
8.85E-03	1.9E-03	3.7E-03	2.0E-03	1.2E-03	9.0E-04	6.5E-05	2.4E-03	1.2E-03	5.9E-04	4.1E-04	2.0E-05	2.45E-03	1.23E-03	6.44E-04	4.31E-04	2.15E-05	
8.96E-03	2.0E-03	3.8E-03	2.0E-03	1.2E-03	9.1E-04	6.6E-05	2.5E-03	1.2E-03	6.1E-04	4.3E-04	2.0E-05	2.76E-03	1.38E-03	7.24E-04	4.84E-04	2.41E-05	
2.45E-03	8.1E-04	8.9E-04	4.8E-04	2.9E-04	2.1E-04	1.5E-05	5.4E-04	2.8E-04	1.4E-04	9.4E-05	4.6E-06	5.07E-04	2.65E-04	1.36E-04	8.89E-05	4.46E-06	
2.74E-03	8.8E-04	1.0E-03	5.4E-04	3.2E-04	2.4E-04	1.7E-05	5.9E-04	3.0E-04	1.5E-04	1.0E-04	5.1E-06	5.27E-04	2.74E-04	1.40E-04	9.25E-05	4.62E-06	
3.05E-03	9.5E-04	1.1E-03	6.0E-04	3.7E-04	2.7E-04	1.9E-05	6.5E-04	3.3E-04	1.7E-04	1.1E-04	5.6E-06	5.54E-04	2.85E-04	1.47E-04	9.71E-05	4.84E-06	
3.34E-03	1.0E-03	1.2E-03	6.6E-04	4.1E-04	3.0E-04	2.2E-05	7.2E-04	3.7E-04	1.9E-04	1.3E-04	6.2E-06	5.88E-04	3.01E-04	1.55E-04	1.03E-04	5.12E-06	
3.71E-03	1.1E-03	1.4E-03	7.5E-04	4.7E-04	3.4E-04	2.5E-05	8.0E-04	4.1E-04	2.1E-04	1.4E-04	6.9E-06	6.27E-04	3.20E-04	1.64E-04	1.10E-04	5.44E-06	
4.10E-03	1.1E-03	1.6E-03	8.4E-04	5.3E-04	3.8E-04	2.8E-05	8.9E-04	4.5E-04	2.3E-04	1.6E-04	7.7E-06	6.77E-04	3.44E-04	1.76E-04	1.19E-04	5.85E-06	
4.34E-03	1.2E-03	1.7E-03	8.9E-04	5.7E-04	4.1E-04	3.0E-05	9.7E-04	4.9E-04	2.5E-04	1.7E-04	8.4E-06	7.24E-04	3.67E-04	1.88E-04	1.27E-04	6.26E-06	
4.70E-03	1.2E-03	1.9E-03	9.8E-04	6.3E-04	4.5E-04	3.3E-05	1.1E-03	5.4E-04	2.8E-04	1.9E-04	9.3E-06	7.97E-04	4.03E-04	2.07E-04	1.40E-04	6.89E-06	
5.13E-03	1.3E-03	2.1E-03	1.1E-03	6.9E-04	5.0E-04	3.6E-05	1.2E-03	6.0E-04	3.1E-04	2.1E-04	1.0E-05	8.93E-04	4.50E-04	2.33E-04	1.57E-04	7.75E-06	
5.48E-03	1.4E-03	2.2E-03	1.2E-03	7.4E-04	5.4E-04	3.9E-05	1.3E-03	6.6E-04	3.3E-04	2.3E-04	1.1E-05	9.90E-04	4.98E-04	2.59E-04	1.74E-04	8.62E-06	
5.85E-03	1.4E-03	2.4E-03	1.3E-03	8.0E-04	5.8E-04	4.2E-05	1.4E-03	7.1E-04	3.6E-04	2.5E-04	1.2E-05	1.13E-03	5.69E-04	2.97E-04	1.98E-04	9.87E-06	
6.29E-03	1.5E-03	2.6E-03	1.4E-03	8.6E-04	6.2E-04	4.5E-05	1.6E-03	7.8E-04	3.9E-04	2.7E-04	1.3E-05	1.32E-03	6.62E-04	3.47E-04	2.31E-04	1.15E-05	
6.55E-03	1.6E-03	2.7E-03	1.4E-03	8.9E-04	6.5E-04	4.7E-05	1.6E-03	8.3E-04	4.2E-04	2.9E-04	1.4E-05	1.49E-03	7.48E-04	3.93E-04	2.61E-04	1.31E-05	
6.56E-03	1.6E-03	2.7E-03	1.4E-03	8.9E-04	6.5E-04	4.7E-05	1.7E-03	8.4E-04	4.2E-04	3.0E-04	1.4E-05	1.59E-03	7.99E-04	4.21E-04	2.80E-04	1.40E-05	
6.89E-03	1.6E-03	2.8E-03	1.5E-03	9.4E-04	6.9E-04	4.9E-05	1.8E-03	9.1E-04	4.6E-04	3.2E-04	1.5E-05	1.84E-03	9.20E-04	4.84E-04	3.22E-04	1.61E-05	
7.07E-03	1.7E-03	2.9E-03	1.5E-03	9.6E-04	7.1E-04	5.1E-05	1.9E-03	9.6E-04	4.8E-04	3.4E-04	1.6E-05	2.05E-03	1.03E-03	5.40E-04	3.59E-04	1.80E-05	
2.16E-03	7.2E-04	7.7E-04	4.2E-04	2.5E-04	1.9E-04	1.3E-05	4.8E-04	2.5E-04	1.3E-04	8.4E-05	4.2E-06	4.37E-04	2.29E-04	1.17E-04	7.67E-05	3.84E-06	
2.39E-03	7.8E-04	8.7E-04	4.6E-04	2.8E-04	2.1E-04	1.5E-05	5.2E-04	2.7E-04	1.4E-04	9.2E-05	4.6E-06	4.55E-04	2.37E-04	1.21E-04	7.98E-05	3.98E-06	
2.63E-03	8.4E-04	9.6E-04	5.1E-04	3.1E-04	2.3E-04	1.6E-05	5.8E-04	3.0E-04	1.5E-04	1.0E-04	5.0E-06	4.77E-04	2.47E-04	1.26E-04	8.37E-05	4.16E-06	
2.86E-03	8.9E-04	1.1E-03	5.6E-04	3.5E-04	2.6E-04	1.8E-05	6.3E-04	3.2E-04	1.7E-04	1.1E-04	5.5E-06	5.06E-04	2.59E-04	1.33E-04	8.88E-05	4.40E-06	
3.14E-03	9.5E-04	1.2E-03	6.2E-04	3.9E-04	2.8E-04	2.0E-05	7.0E-04	3.5E-04	1.8E-04	1.2E-04	6.0E-06	5.40E-04	2.76E-04	1.42E-04	9.48E-05	4.69E-06	
3.41E-03	1.0E-03	1.3E-03	6.9E-04	4.3E-04	3.1E-04	2.3E-05	7.7E-04	3.9E-04	2.0E-04	1.4E-04	6.7E-06	5.82E-04	2.96E-04	1.52E-04	1.02E-04	5.05E-06	
3.60E-03	1.0E-03	1.4E-03	7.3E-04	4.6E-04	3.4E-04	2.4E-05	8.3E-04	4.2E-04	2.2E-04	1.5E-04	7.2E-06	6.25E-04	3.17E-04	1.63E-04	1.10E-04	5.42E-06	
3.83E-03	1.1E-03	1.5E-03	7.9E-04	5.0E-04	3.6E-04	2.6E-05	9.1E-04	4.6E-04	2.4E-04	1.6E-04	7.9E-06	6.69E-04	3.38E-04	1.79E-04	1.17E-04	5.94E-06	
4.14E-03	1.1E-03	1.6E-03	8.6E-04	5.5E-04	3.9E-04	2.9E-05	1.0E-03	5.0E-04	2.6E-04	1.8E-04	8.6E-06	7.52E-04	3.79E-04	1.98E-04	1.32E-04	6.57E-06	
4.42E-03	1.2E-03	1.8E-03	9.2E-04	5.8E-04	4.2E-04	3.1E-05	1.1E-03	5.4E-04	2.8E-04	1.9E-04	9.3E-06	8.43E-04	4.25E-04	2.22E-04	1.48E-04	7.39E-06	
4.73E-03	1.2E-03	1.9E-03	9.9E-04	6.3E-04	4.6E-04	3.3E-05	1.2E-03	5.9E-04	3.0E-04	2.1E-04	1.0E-05	9.60E-04	4.83E-04	2.53E-04	1.68E-04	8.43E-06	
5.05E-03	1.3E-03	2.0E-03	1.1E-03	6.7E-04	4.9E-04	3.5E-05	1.3E-03	6.3E-04	3.2E-04	2.2E-04	1.1E-05	1.10E-03	5.51E-04	2.90E-04	1.92E-04	9.66E-06	
5.14E-03	1.3E-03	2.1E-03	1.1E-03	6.8E-04	5.0E-04	3.6E-05	1.3E-03	6.5E-04	3.3E-04	2.3E-04	1.1E-05	1.18E-03	5.94E-04	3.14E-04	2.08E-04	1.04E-05	
5.22E-03	1.3E-03	2.1E-03	1.1E-03	6.9E-04	5.1E-04	3.6E-05	1.3E-03	6.7E-04	3.4E-04	2.3E-04	1.1E-05	1.26E-03	6.32E-04	3.34E-04	2.21E-04	1.11E-05	
5.49E-03	1.4E-03	2.2E-03	1.2E-03	7.3E-04	5.4E-04	3.8E-05	1.4E-03	7.2E-04	3.7E-04	2.5E-04	1.2E-05	1.43E-03	7.17E-04	3.78E-04	2.51E-04	1.26E-05	
5.65E-03	1.4E-03	2.3E-03	1.2E-03	7.5E-04	5.5E-04	4.0E-05	1.5E-03	7.6E-04	3.8E-04	2.7E-04	1.3E-05	1.57E-03	7.87E-04	4.16E-04	2.76E-04	1.39E-05	
1.93E-03	6.6E-04	6.8E-04	3.7E-04	2.2E-04	1.6E-04	1.2E-05	4.4E-04	2.3E-04	1.2E-04	7.6E-05	3.8E-06	3.82E-04	2.01E-04	1.02E-04	6.70E-05	3.35E-06	
2.11E-03	7.0E-04	7.6E-04	4.0E-04	2.5E-04	1.8E-04	1.3E-05	4.7E-04	2.5E-04	1.3E-04	8.3E-05	4.2E-06	3.97E-04	2.07E-04	1.06E-04	6.97E-05	3.47E-06	
2.31E-03	7.6E-04	8.4E-04	4.5E-04	2.7E-04	2.0E-04	1.4E-05	5.2E-04	2.7E-04	1.4E-04	9.1E-05	4.5E-06	4.17E-04	2.16E-04	1.10E-04	7.32E-05	3.64E-06	
2.49E-03	8.0E-04	9.1E-04	4.8E-04	3.0E-04	2.2E-04	1.6E-05	5.6E-04	2.9E-04	1.5E-04	9.9E-05	4.9E-06	4.43E-04	2.27E-04	1.17E-04	7.77E-05	3.85E-06	
2.69E-03	8.4E-04	1.0E-03	5.3E-04	3.3E-04	2.4E-04	1.7E-05	6.1E-04	3.1E-04	1.6E-04	1.1E-04	5.3E-06	4.71E-04	2.41E-04	1.24E-04	8.26E-05	4.09E-06	

Ventura Ranch

Unmitigated Chronic Risk Summary - Offsite Residential

Chronic Non Cancer Risk																	
Max Chronic	**Demo**	**Site Prep**	**Grading**	**BC**	**Paving**	**AC**	**Site Prep**	**Grading**	**BC**	**Paving**	**AC**	**Site Prep**	**Grading**	**BC**	**Paving**	**AC**	**Receptor**
2.90E-03	8.8E-04	1.1E-03	5.7E-04	3.6E-04	2.6E-04	1.9E-05	6.7E-04	3.4E-04	1.8E-04	1.2E-04	5.8E-06	5.09E-04	2.59E-04	1.34E-04	8.94E-05	4.43E-06	
3.06E-03	9.0E-04	1.2E-03	6.1E-04	3.9E-04	2.8E-04	2.0E-05	7.3E-04	3.7E-04	1.9E-04	1.3E-04	6.3E-06	5.51E-04	2.80E-04	1.44E-04	9.66E-05	4.79E-06	
3.18E-03	9.2E-04	1.2E-03	6.4E-04	4.1E-04	2.9E-04	2.1E-05	7.8E-04	3.9E-04	2.0E-04	1.4E-04	6.8E-06	5.84E-04	2.96E-04	1.54E-04	1.02E-04	5.10E-06	
3.43E-03	9.6E-04	1.3E-03	7.0E-04	4.4E-04	3.2E-04	2.3E-05	8.5E-04	4.3E-04	2.2E-04	1.5E-04	7.3E-06	6.55E-04	3.31E-04	1.73E-04	1.15E-04	5.75E-06	
3.65E-03	1.0E-03	1.4E-03	7.5E-04	4.7E-04	3.4E-04	2.5E-05	9.2E-04	4.6E-04	2.4E-04	1.6E-04	7.9E-06	7.33E-04	3.69E-04	1.94E-04	1.29E-04	6.45E-06	
3.90E-03	1.1E-03	1.5E-03	8.0E-04	5.1E-04	3.7E-04	2.7E-05	9.9E-04	5.0E-04	2.5E-04	1.7E-04	8.4E-06	8.28E-04	4.17E-04	2.19E-04	1.45E-04	7.30E-06	
4.14E-03	1.1E-03	1.6E-03	8.6E-04	5.4E-04	3.9E-04	2.8E-05	1.1E-03	5.3E-04	2.7E-04	1.8E-04	8.9E-06	9.30E-04	4.68E-04	2.47E-04	1.63E-04	8.21E-06	
4.08E-03	1.1E-03	1.6E-03	8.4E-04	5.3E-04	3.9E-04	2.8E-05	1.0E-03	5.2E-04	2.6E-04	1.8E-04	8.8E-06	9.42E-04	4.73E-04	2.50E-04	1.65E-04	8.33E-06	
4.26E-03	1.1E-03	1.7E-03	8.8E-04	5.5E-04	4.1E-04	2.9E-05	1.1E-03	5.5E-04	2.8E-04	1.9E-04	9.3E-06	1.03E-03	5.18E-04	2.74E-04	1.81E-04	9.12E-06	
4.46E-03	1.2E-03	1.8E-03	9.3E-04	5.8E-04	4.3E-04	3.1E-05	1.2E-03	5.9E-04	3.0E-04	2.0E-04	9.9E-06	1.14E-03	5.73E-04	3.03E-04	2.00E-04	1.01E-05	
4.59E-03	1.2E-03	1.8E-03	9.6E-04	6.0E-04	4.4E-04	3.1E-05	1.2E-03	6.2E-04	3.1E-04	2.2E-04	1.0E-05	1.24E-03	6.22E-04	3.29E-04	2.18E-04	1.10E-05	
1.73E-03	6.0E-04	6.1E-04	3.3E-04	2.0E-04	1.5E-04	1.0E-05	4.0E-04	2.1E-04	1.1E-04	7.0E-05	3.5E-06	3.37E-04	1.78E-04	9.02E-05	5.92E-05	2.95E-06	
1.88E-03	6.4E-04	6.7E-04	3.6E-04	2.2E-04	1.6E-04	1.1E-05	4.3E-04	2.2E-04	1.1E-04	7.6E-05	3.8E-06	3.52E-04	1.84E-04	9.36E-05	6.18E-05	3.07E-06	
2.05E-03	6.8E-04	7.3E-04	3.9E-04	2.4E-04	1.8E-04	1.3E-05	4.7E-04	2.4E-04	1.2E-04	8.2E-05	4.1E-06	3.71E-04	1.92E-04	9.80E-05	6.50E-05	3.23E-06	
2.20E-03	7.2E-04	8.0E-04	4.3E-04	2.6E-04	1.9E-04	1.4E-05	5.1E-04	2.6E-04	1.3E-04	8.9E-05	4.4E-06	3.94E-04	2.03E-04	1.04E-04	6.92E-05	3.43E-06	
2.33E-03	7.5E-04	8.5E-04	4.5E-04	2.8E-04	2.1E-04	1.5E-05	5.4E-04	2.8E-04	1.4E-04	9.6E-05	4.7E-06	4.17E-04	2.14E-04	1.10E-04	7.32E-05	3.63E-06	
2.50E-03	7.8E-04	9.3E-04	4.9E-04	3.0E-04	2.2E-04	1.6E-05	5.9E-04	3.0E-04	1.6E-04	1.0E-04	5.1E-06	4.53E-04	2.31E-04	1.19E-04	7.96E-05	3.95E-06	
2.64E-03	8.0E-04	9.9E-04	5.2E-04	3.3E-04	2.4E-04	1.7E-05	6.4E-04	3.2E-04	1.7E-04	1.1E-04	5.5E-06	4.92E-04	2.50E-04	1.30E-04	8.63E-05	4.30E-06	
2.70E-03	8.1E-04	1.0E-03	5.4E-04	3.4E-04	2.5E-04	1.8E-05	6.8E-04	3.4E-04	1.8E-04	1.2E-04	5.9E-06	5.20E-04	2.63E-04	1.37E-04	9.12E-05	4.56E-06	
2.88E-03	8.4E-04	1.1E-03	5.8E-04	3.6E-04	2.7E-04	1.9E-05	7.3E-04	3.7E-04	1.9E-04	1.3E-04	6.3E-06	5.78E-04	2.92E-04	1.53E-04	1.01E-04	5.09E-06	
3.05E-03	8.8E-04	1.2E-03	6.2E-04	3.9E-04	2.8E-04	2.0E-05	7.8E-04	3.9E-04	2.0E-04	1.4E-04	6.7E-06	6.42E-04	3.24E-04	1.71E-04	1.13E-04	5.67E-06	
3.25E-03	9.2E-04	1.3E-03	6.6E-04	4.1E-04	3.0E-04	2.2E-05	8.4E-04	4.2E-04	2.1E-04	1.5E-04	7.2E-06	7.17E-04	3.61E-04	1.91E-04	1.26E-04	6.34E-06	
3.44E-03	9.7E-04	1.3E-03	7.0E-04	4.4E-04	3.2E-04	2.3E-05	8.9E-04	4.5E-04	2.3E-04	1.6E-04	7.6E-06	7.98E-04	4.02E-04	2.12E-04	1.40E-04	7.06E-06	
3.37E-03	9.5E-04	1.3E-03	6.9E-04	4.3E-04	3.2E-04	2.3E-05	8.6E-04	4.3E-04	2.2E-04	1.5E-04	7.3E-06	7.90E-04	3.97E-04	2.10E-04	1.39E-04	6.99E-06	
3.57E-03	1.0E-03	1.4E-03	7.3E-04	4.6E-04	3.4E-04	2.4E-05	9.2E-04	4.6E-04	2.4E-04	1.6E-04	7.8E-06	8.73E-04	4.39E-04	2.32E-04	1.53E-04	7.73E-06	
3.65E-03	1.0E-03	1.4E-03	7.5E-04	4.7E-04	3.4E-04	2.5E-05	9.5E-04	4.8E-04	2.4E-04	1.7E-04	8.1E-06	9.21E-04	4.62E-04	2.45E-04	1.62E-04	8.15E-06	
3.74E-03	1.0E-03	1.5E-03	7.7E-04	4.8E-04	3.5E-04	2.5E-05	9.9E-04	5.0E-04	2.6E-04	1.7E-04	8.5E-06	9.82E-04	4.93E-04	2.61E-04	1.72E-04	8.69E-06	
1.56E-03	5.4E-04	5.5E-04	3.0E-04	1.8E-04	1.3E-04	9.2E-06	3.6E-04	1.9E-04	9.8E-05	6.4E-05	3.2E-06	3.02E-04	1.60E-04	8.06E-05	5.29E-05	2.64E-06	
1.70E-03	5.8E-04	6.0E-04	3.2E-04	1.9E-04	1.4E-04	1.0E-05	3.9E-04	2.0E-04	1.1E-04	6.9E-05	3.5E-06	3.16E-04	1.66E-04	8.40E-05	5.54E-05	2.76E-06	
1.84E-03	6.2E-04	6.6E-04	3.5E-04	2.1E-04	1.6E-04	1.1E-05	4.3E-04	2.2E-04	1.1E-04	7.5E-05	3.7E-06	3.34E-04	1.73E-04	8.83E-05	5.85E-05	2.91E-06	
1.97E-03	6.5E-04	7.1E-04	3.8E-04	2.3E-04	1.7E-04	1.2E-05	4.6E-04	2.4E-04	1.2E-04	8.1E-05	4.0E-06	3.56E-04	1.84E-04	9.38E-05	6.24E-05	3.10E-06	
2.05E-03	6.7E-04	7.4E-04	3.9E-04	2.4E-04	1.8E-04	1.3E-05	4.9E-04	2.5E-04	1.3E-04	8.6E-05	4.2E-06	3.76E-04	1.93E-04	9.91E-05	6.60E-05	3.28E-06	
2.18E-03	7.0E-04	8.0E-04	4.2E-04	2.6E-04	1.9E-04	1.4E-05	5.3E-04	2.7E-04	1.4E-04	9.3E-05	4.6E-06	4.08E-04	2.08E-04	1.08E-04	7.16E-05	3.56E-06	
2.30E-03	7.2E-04	8.5E-04	4.5E-04	2.8E-04	2.1E-04	1.5E-05	5.7E-04	2.9E-04	1.5E-04	9.9E-05	5.0E-06	4.43E-04	2.25E-04	1.17E-04	7.78E-05	3.89E-06	
2.36E-03	7.2E-04	8.8E-04	4.7E-04	2.9E-04	2.1E-04	1.5E-05	6.0E-04	3.1E-04	1.6E-04	1.1E-04	5.2E-06	4.73E-04	2.40E-04	1.26E-04	8.30E-05	4.17E-06	
2.45E-03	7.4E-04	9.2E-04	4.9E-04	3.1E-04	2.2E-04	1.6E-05	6.4E-04	3.2E-04	1.7E-04	1.1E-04	5.5E-06	5.14E-04	2.60E-04	1.37E-04	9.02E-05	4.55E-06	
2.60E-03	7.8E-04	9.8E-04	5.2E-04	3.3E-04	2.4E-04	1.7E-05	6.8E-04	3.4E-04	1.8E-04	1.2E-04	5.9E-06	5.70E-04	2.88E-04	1.52E-04	1.00E-04	5.05E-06	
2.70E-03	8.0E-04	1.0E-03	5.4E-04	3.4E-04	2.5E-04	1.8E-05	7.1E-04	3.6E-04	1.8E-04	1.2E-04	6.1E-06	6.18E-04	3.12E-04	1.65E-04	1.08E-04	5.48E-06	
2.79E-03	8.2E-04	1.1E-03	5.6E-04	3.5E-04	2.6E-04	1.8E-05	7.2E-04	3.6E-04	1.9E-04	1.3E-04	6.2E-06	6.59E-04	3.32E-04	1.75E-04	1.16E-04	5.84E-06	
2.90E-03	8.4E-04	1.1E-03	5.8E-04	3.6E-04	2.7E-04	1.9E-05	7.5E-04	3.7E-04	1.9E-04	1.3E-04	6.4E-06	6.99E-04	3.52E-04	1.86E-04	1.23E-04	6.19E-06	

Ventura Ranch

Unmitigated Chronic Risk Summary - Offsite Residential

Chronic Non Cancer Risk																	
Max Chronic	**Demo**	**Site Prep**	**Grading**	**BC**	**Paving**	**AC**	**Site Prep**	**Grading**	**BC**	**Paving**	**AC**	**Site Prep**	**Grading**	**BC**	**Paving**	**AC**	**Receptor**
3.05E-03	8.8E-04	1.2E-03	6.1E-04	3.8E-04	2.8E-04	2.0E-05	7.9E-04	4.0E-04	2.0E-04	1.4E-04	6.8E-06	7.58E-04	3.81E-04	2.02E-04	1.33E-04	6.72E-06	
3.11E-03	9.0E-04	1.2E-03	6.3E-04	3.9E-04	2.9E-04	2.1E-05	8.1E-04	4.1E-04	2.1E-04	1.4E-04	7.0E-06	7.88E-04	3.96E-04	2.10E-04	1.38E-04	6.98E-06	
3.22E-03	9.3E-04	1.2E-03	6.5E-04	4.0E-04	3.0E-04	2.1E-05	8.5E-04	4.3E-04	2.2E-04	1.5E-04	7.3E-06	8.42E-04	4.23E-04	2.24E-04	1.48E-04	7.46E-06	
1.44E-03	5.0E-04	5.0E-04	2.7E-04	1.6E-04	1.2E-04	8.4E-06	3.4E-04	1.8E-04	9.0E-05	5.9E-05	3.0E-06	2.72E-04	1.45E-04	7.29E-05	4.78E-05	2.38E-06	
1.53E-03	5.3E-04	5.4E-04	2.9E-04	1.7E-04	1.3E-04	9.0E-06	3.6E-04	1.9E-04	9.7E-05	6.4E-05	3.2E-06	2.87E-04	1.51E-04	7.63E-05	5.03E-05	2.50E-06	
1.66E-03	5.7E-04	5.9E-04	3.1E-04	1.9E-04	1.4E-04	9.9E-06	3.9E-04	2.0E-04	1.0E-04	6.9E-05	3.4E-06	3.04E-04	1.58E-04	8.04E-05	5.33E-05	2.65E-06	
1.77E-03	6.0E-04	6.3E-04	3.4E-04	2.0E-04	1.5E-04	1.1E-05	4.2E-04	2.2E-04	1.1E-04	7.4E-05	3.7E-06	3.25E-04	1.68E-04	8.57E-05	5.70E-05	2.83E-06	
1.84E-03	6.1E-04	6.6E-04	3.5E-04	2.1E-04	1.6E-04	1.1E-05	4.4E-04	2.3E-04	1.2E-04	7.8E-05	3.9E-06	3.45E-04	1.77E-04	9.11E-05	6.05E-05	3.01E-06	
1.92E-03	6.3E-04	7.0E-04	3.7E-04	2.3E-04	1.7E-04	1.2E-05	4.8E-04	2.4E-04	1.3E-04	8.4E-05	4.2E-06	3.71E-04	1.90E-04	9.81E-05	6.51E-05	3.25E-06	
2.03E-03	6.5E-04	7.4E-04	3.9E-04	2.4E-04	1.8E-04	1.3E-05	5.1E-04	2.6E-04	1.3E-04	8.9E-05	4.5E-06	4.03E-04	2.05E-04	1.07E-04	7.08E-05	3.55E-06	
2.10E-03	6.6E-04	7.8E-04	4.1E-04	2.6E-04	1.9E-04	1.3E-05	5.4E-04	2.7E-04	1.4E-04	9.5E-05	4.7E-06	4.35E-04	2.21E-04	1.16E-04	7.63E-05	3.84E-06	
2.13E-03	6.6E-04	7.9E-04	4.2E-04	2.6E-04	1.9E-04	1.4E-05	5.6E-04	2.8E-04	1.5E-04	9.9E-05	4.9E-06	4.64E-04	2.35E-04	1.24E-04	8.15E-05	4.12E-06	
2.25E-03	6.9E-04	8.4E-04	4.4E-04	2.8E-04	2.0E-04	1.5E-05	6.0E-04	3.0E-04	1.6E-04	1.0E-04	5.2E-06	5.11E-04	2.58E-04	1.36E-04	8.96E-05	4.53E-06	
2.33E-03	7.1E-04	8.7E-04	4.6E-04	2.9E-04	2.1E-04	1.5E-05	6.2E-04	3.1E-04	1.6E-04	1.1E-04	5.3E-06	5.51E-04	2.78E-04	1.47E-04	9.66E-05	4.88E-06	
2.42E-03	7.3E-04	9.1E-04	4.8E-04	3.0E-04	2.2E-04	1.6E-05	6.4E-04	3.2E-04	1.6E-04	1.1E-04	5.5E-06	5.89E-04	2.97E-04	1.57E-04	1.03E-04	5.21E-06	
2.52E-03	7.6E-04	9.5E-04	5.0E-04	3.1E-04	2.3E-04	1.6E-05	6.6E-04	3.3E-04	1.7E-04	1.2E-04	5.6E-06	6.25E-04	3.15E-04	1.66E-04	1.10E-04	5.54E-06	
2.63E-03	7.9E-04	1.0E-03	5.2E-04	3.3E-04	2.4E-04	1.7E-05	6.9E-04	3.5E-04	1.8E-04	1.2E-04	5.9E-06	6.65E-04	3.35E-04	1.77E-04	1.17E-04	5.90E-06	
2.71E-03	8.1E-04	1.0E-03	5.4E-04	3.4E-04	2.5E-04	1.8E-05	7.1E-04	3.6E-04	1.8E-04	1.2E-04	6.1E-06	6.93E-04	3.48E-04	1.85E-04	1.22E-04	6.15E-06	
2.78E-03	8.3E-04	1.1E-03	5.5E-04	3.4E-04	2.5E-04	1.8E-05	7.4E-04	3.7E-04	1.9E-04	1.3E-04	6.3E-06	7.26E-04	3.65E-04	1.94E-04	1.27E-04	6.44E-06	
1.40E-03	4.9E-04	4.9E-04	2.6E-04	1.6E-04	1.2E-04	8.2E-06	3.4E-04	1.7E-04	8.9E-05	5.9E-05	2.9E-06	2.63E-04	1.39E-04	7.00E-05	4.62E-05	2.30E-06	
1.50E-03	5.2E-04	5.3E-04	2.8E-04	1.7E-04	1.3E-04	8.8E-06	3.6E-04	1.9E-04	9.5E-05	6.3E-05	3.1E-06	2.79E-04	1.46E-04	7.41E-05	4.90E-05	2.44E-06	
1.60E-03	5.5E-04	5.7E-04	3.0E-04	1.8E-04	1.4E-04	9.5E-06	3.8E-04	2.0E-04	1.0E-04	6.8E-05	3.4E-06	2.99E-04	1.55E-04	7.91E-05	5.25E-05	2.61E-06	
1.68E-03	5.7E-04	6.0E-04	3.2E-04	1.9E-04	1.5E-04	1.0E-05	4.1E-04	2.1E-04	1.1E-04	7.2E-05	3.6E-06	3.22E-04	1.66E-04	8.52E-05	5.66E-05	2.82E-06	
1.74E-03	5.8E-04	6.3E-04	3.3E-04	2.0E-04	1.5E-04	1.1E-05	4.3E-04	2.2E-04	1.1E-04	7.6E-05	3.8E-06	3.45E-04	1.76E-04	9.14E-05	6.05E-05	3.02E-06	
1.80E-03	5.9E-04	6.5E-04	3.5E-04	2.1E-04	1.6E-04	1.1E-05	4.6E-04	2.3E-04	1.2E-04	8.1E-05	4.0E-06	3.70E-04	1.88E-04	9.83E-05	6.48E-05	3.26E-06	
1.85E-03	6.0E-04	6.8E-04	3.6E-04	2.2E-04	1.6E-04	1.2E-05	4.9E-04	2.5E-04	1.3E-04	8.5E-05	4.2E-06	3.97E-04	2.02E-04	1.06E-04	6.97E-05	3.52E-06	
1.90E-03	6.0E-04	7.0E-04	3.7E-04	2.3E-04	1.7E-04	1.2E-05	5.1E-04	2.6E-04	1.3E-04	8.9E-05	4.4E-06	4.27E-04	2.16E-04	1.14E-04	7.50E-05	3.79E-06	
1.97E-03	6.2E-04	7.3E-04	3.8E-04	2.4E-04	1.8E-04	1.3E-05	5.3E-04	2.7E-04	1.4E-04	9.3E-05	4.6E-06	4.62E-04	2.34E-04	1.23E-04	8.11E-05	4.10E-06	
2.05E-03	6.4E-04	7.6E-04	4.0E-04	2.5E-04	1.8E-04	1.3E-05	5.5E-04	2.8E-04	1.4E-04	9.6E-05	4.7E-06	4.98E-04	2.51E-04	1.33E-04	8.73E-05	4.41E-06	
2.11E-03	6.5E-04	7.8E-04	4.1E-04	2.6E-04	1.9E-04	1.3E-05	5.6E-04	2.8E-04	1.4E-04	9.8E-05	4.8E-06	5.24E-04	2.64E-04	1.39E-04	9.20E-05	4.64E-06	
2.20E-03	6.8E-04	8.2E-04	4.3E-04	2.7E-04	2.0E-04	1.4E-05	5.8E-04	2.9E-04	1.5E-04	1.0E-04	5.0E-06	5.55E-04	2.80E-04	1.48E-04	9.74E-05	4.91E-06	
2.31E-03	7.1E-04	8.6E-04	4.6E-04	2.8E-04	2.1E-04	1.5E-05	6.1E-04	3.1E-04	1.6E-04	1.1E-04	5.2E-06	5.95E-04	2.99E-04	1.59E-04	1.04E-04	5.28E-06	
2.41E-03	7.4E-04	9.0E-04	4.8E-04	3.0E-04	2.2E-04	1.6E-05	6.4E-04	3.2E-04	1.6E-04	1.1E-04	5.5E-06	6.30E-04	3.17E-04	1.68E-04	1.11E-04	5.60E-06	
2.41E-03	7.4E-04	9.0E-04	4.8E-04	2.9E-04	2.2E-04	1.5E-05	6.4E-04	3.2E-04	1.7E-04	1.1E-04	5.5E-06	6.29E-04	3.16E-04	1.68E-04	1.10E-04	5.58E-06	
1.28E-03	4.5E-04	4.5E-04	2.4E-04	1.4E-04	1.1E-04	7.4E-06	3.1E-04	1.6E-04	8.3E-05	5.5E-05	2.7E-06	2.43E-04	1.29E-04	6.48E-05	4.26E-05	2.12E-06	
1.36E-03	4.8E-04	4.8E-04	2.6E-04	1.5E-04	1.2E-04	7.9E-06	3.3E-04	1.7E-04	8.8E-05	5.8E-05	2.9E-06	2.59E-04	1.35E-04	6.88E-05	4.55E-05	2.26E-06	
1.45E-03	5.0E-04	5.1E-04	2.7E-04	1.6E-04	1.2E-04	8.6E-06	3.5E-04	1.8E-04	9.3E-05	6.2E-05	3.1E-06	2.78E-04	1.44E-04	7.35E-05	4.87E-05	2.42E-06	
1.52E-03	5.2E-04	5.4E-04	2.9E-04	1.7E-04	1.3E-04	9.1E-06	3.8E-04	1.9E-04	9.9E-05	6.6E-05	3.3E-06	2.99E-04	1.54E-04	7.92E-05	5.24E-05	2.62E-06	
1.54E-03	5.2E-04	5.5E-04	2.9E-04	1.8E-04	1.3E-04	9.4E-06	3.9E-04	2.0E-04	1.0E-04	6.9E-05	3.4E-06	3.15E-04	1.61E-04	8.39E-05	5.53E-05	2.77E-06	
1.61E-03	5.4E-04	5.8E-04	3.1E-04	1.9E-04	1.4E-04	9.9E-06	4.2E-04	2.1E-04	1.1E-04	7.3E-05	3.6E-06	3.40E-04	1.74E-04	9.07E-05	5.97E-05	3.01E-06	

Ventura Ranch

Unmitigated Chronic Risk Summary - Offsite Residential

Chronic Non Cancer Risk																	
Max Chronic	**Demo**	**Site Prep**	**Grading**	**BC**	**Paving**	**AC**	**Site Prep**	**Grading**	**BC**	**Paving**	**AC**	**Site Prep**	**Grading**	**BC**	**Paving**	**AC**	**Receptor**
1.67E-03	5.5E-04	6.0E-04	3.2E-04	2.0E-04	1.5E-04	1.0E-05	4.4E-04	2.2E-04	1.2E-04	7.7E-05	3.8E-06	3.68E-04	1.87E-04	9.83E-05	6.45E-05	3.26E-06	
1.67E-03	5.4E-04	6.1E-04	3.2E-04	2.0E-04	1.5E-04	1.0E-05	4.5E-04	2.3E-04	1.2E-04	8.0E-05	3.9E-06	3.88E-04	1.97E-04	1.04E-04	6.81E-05	3.45E-06	
1.75E-03	5.6E-04	6.4E-04	3.4E-04	2.1E-04	1.5E-04	1.1E-05	4.8E-04	2.4E-04	1.2E-04	8.4E-05	4.1E-06	4.21E-04	2.13E-04	1.12E-04	7.39E-05	3.74E-06	
1.82E-03	5.8E-04	6.7E-04	3.5E-04	2.2E-04	1.6E-04	1.1E-05	4.9E-04	2.5E-04	1.3E-04	8.7E-05	4.3E-06	4.52E-04	2.28E-04	1.20E-04	7.94E-05	4.00E-06	
1.87E-03	5.9E-04	6.9E-04	3.6E-04	2.2E-04	1.7E-04	1.2E-05	5.0E-04	2.5E-04	1.3E-04	8.8E-05	4.3E-06	4.76E-04	2.40E-04	1.26E-04	8.35E-05	4.20E-06	
1.94E-03	6.1E-04	7.1E-04	3.8E-04	2.3E-04	1.7E-04	1.2E-05	5.1E-04	2.6E-04	1.3E-04	9.0E-05	4.4E-06	4.99E-04	2.51E-04	1.33E-04	8.75E-05	4.42E-06	
2.04E-03	6.4E-04	7.6E-04	4.0E-04	2.5E-04	1.8E-04	1.3E-05	5.4E-04	2.7E-04	1.4E-04	9.5E-05	4.7E-06	5.33E-04	2.69E-04	1.42E-04	9.36E-05	4.74E-06	
2.13E-03	6.6E-04	7.9E-04	4.2E-04	2.6E-04	1.9E-04	1.4E-05	5.6E-04	2.8E-04	1.5E-04	9.9E-05	4.8E-06	5.62E-04	2.83E-04	1.50E-04	9.86E-05	5.00E-06	
2.11E-03	6.6E-04	7.8E-04	4.1E-04	2.5E-04	1.9E-04	1.3E-05	5.6E-04	2.8E-04	1.4E-04	9.8E-05	4.8E-06	5.50E-04	2.76E-04	1.47E-04	9.65E-05	4.88E-06	
1.19E-03	4.3E-04	4.1E-04	2.2E-04	1.3E-04	1.0E-04	6.8E-06	2.9E-04	1.5E-04	7.7E-05	5.1E-05	2.5E-06	2.26E-04	1.20E-04	6.02E-05	3.96E-05	1.97E-06	
1.25E-03	4.4E-04	4.3E-04	2.3E-04	1.4E-04	1.1E-04	7.2E-06	3.1E-04	1.6E-04	8.1E-05	5.4E-05	2.7E-06	2.42E-04	1.27E-04	6.43E-05	4.25E-05	2.11E-06	
1.32E-03	4.7E-04	4.6E-04	2.5E-04	1.5E-04	1.1E-04	7.7E-06	3.3E-04	1.7E-04	8.6E-05	5.7E-05	2.8E-06	2.59E-04	1.35E-04	6.88E-05	4.55E-05	2.27E-06	
1.38E-03	4.8E-04	4.9E-04	2.6E-04	1.6E-04	1.2E-04	8.2E-06	3.4E-04	1.8E-04	9.1E-05	6.0E-05	3.0E-06	2.79E-04	1.44E-04	7.40E-05	4.89E-05	2.44E-06	
1.41E-03	4.8E-04	5.0E-04	2.6E-04	1.6E-04	1.2E-04	8.5E-06	3.6E-04	1.8E-04	9.5E-05	6.3E-05	3.1E-06	2.94E-04	1.51E-04	7.84E-05	5.16E-05	2.59E-06	
1.46E-03	4.9E-04	5.2E-04	2.8E-04	1.7E-04	1.3E-04	8.9E-06	3.8E-04	1.9E-04	1.0E-04	6.7E-05	3.3E-06	3.16E-04	1.61E-04	8.44E-05	5.54E-05	2.79E-06	
1.51E-03	5.0E-04	5.4E-04	2.9E-04	1.8E-04	1.3E-04	9.3E-06	4.0E-04	2.0E-04	1.1E-04	7.1E-05	3.5E-06	3.39E-04	1.72E-04	9.05E-05	5.94E-05	3.00E-06	
1.51E-03	5.0E-04	5.5E-04	2.9E-04	1.8E-04	1.3E-04	9.4E-06	4.1E-04	2.1E-04	1.1E-04	7.3E-05	3.6E-06	3.61E-04	1.83E-04	9.66E-05	6.32E-05	3.20E-06	
1.57E-03	5.1E-04	5.7E-04	3.0E-04	1.9E-04	1.4E-04	9.8E-06	4.3E-04	2.2E-04	1.1E-04	7.6E-05	3.7E-06	3.87E-04	1.96E-04	1.03E-04	6.79E-05	3.43E-06	
1.64E-03	5.3E-04	5.9E-04	3.1E-04	1.9E-04	1.4E-04	1.0E-05	4.5E-04	2.3E-04	1.2E-04	7.9E-05	3.9E-06	4.15E-04	2.10E-04	1.10E-04	7.29E-05	3.67E-06	
1.68E-03	5.5E-04	6.1E-04	3.2E-04	2.0E-04	1.5E-04	1.1E-05	4.6E-04	2.3E-04	1.2E-04	8.0E-05	4.0E-06	4.37E-04	2.21E-04	1.16E-04	7.67E-05	3.86E-06	
1.73E-03	5.6E-04	6.3E-04	3.3E-04	2.1E-04	1.5E-04	1.1E-05	4.6E-04	2.3E-04	1.2E-04	8.1E-05	4.0E-06	4.52E-04	2.28E-04	1.20E-04	7.93E-05	4.00E-06	
1.81E-03	5.8E-04	6.7E-04	3.5E-04	2.2E-04	1.6E-04	1.1E-05	4.8E-04	2.4E-04	1.3E-04	8.5E-05	4.2E-06	4.81E-04	2.42E-04	1.29E-04	8.45E-05	4.27E-06	
1.89E-03	6.0E-04	6.9E-04	3.7E-04	2.3E-04	1.7E-04	1.2E-05	5.0E-04	2.5E-04	1.3E-04	8.8E-05	4.3E-06	5.04E-04	2.54E-04	1.35E-04	8.85E-05	4.49E-06	
1.86E-03	6.0E-04	6.8E-04	3.6E-04	2.2E-04	1.7E-04	1.2E-05	4.9E-04	2.5E-04	1.3E-04	8.7E-05	4.3E-06	4.87E-04	2.45E-04	1.30E-04	8.54E-05	4.32E-06	
1.83E-03	5.9E-04	6.7E-04	3.5E-04	2.2E-04	1.6E-04	1.1E-05	4.8E-04	2.4E-04	1.3E-04	8.4E-05	4.2E-06	4.65E-04	2.34E-04	1.24E-04	8.15E-05	4.11E-06	
1.10E-03	4.0E-04	3.8E-04	2.1E-04	1.2E-04	9.2E-05	6.2E-06	2.7E-04	1.4E-04	7.2E-05	4.7E-05	2.3E-06	2.11E-04	1.12E-04	5.64E-05	3.70E-05	1.84E-06	
1.15E-03	4.1E-04	4.0E-04	2.1E-04	1.3E-04	9.6E-05	6.6E-06	2.9E-04	1.5E-04	7.5E-05	5.0E-05	2.5E-06	2.28E-04	1.19E-04	6.05E-05	3.99E-05	1.99E-06	
1.21E-03	4.3E-04	4.2E-04	2.3E-04	1.3E-04	1.0E-04	7.0E-06	3.0E-04	1.6E-04	8.0E-05	5.3E-05	2.6E-06	2.43E-04	1.26E-04	6.47E-05	4.27E-05	2.13E-06	
1.27E-03	4.5E-04	4.4E-04	2.4E-04	1.4E-04	1.1E-04	7.4E-06	3.2E-04	1.6E-04	8.4E-05	5.6E-05	2.8E-06	2.61E-04	1.35E-04	6.95E-05	4.58E-05	2.29E-06	
1.29E-03	4.5E-04	4.5E-04	2.4E-04	1.5E-04	1.1E-04	7.7E-06	3.3E-04	1.7E-04	8.7E-05	5.8E-05	2.9E-06	2.76E-04	1.41E-04	7.37E-05	4.84E-05	2.44E-06	
1.34E-03	4.6E-04	4.7E-04	2.5E-04	1.5E-04	1.1E-04	8.1E-06	3.5E-04	1.8E-04	9.2E-05	6.1E-05	3.1E-06	2.94E-04	1.50E-04	7.88E-05	5.16E-05	2.61E-06	
1.38E-03	4.7E-04	4.9E-04	2.6E-04	1.6E-04	1.2E-04	8.4E-06	3.7E-04	1.9E-04	9.7E-05	6.5E-05	3.2E-06	3.15E-04	1.60E-04	8.41E-05	5.52E-05	2.79E-06	
1.39E-03	4.7E-04	5.0E-04	2.6E-04	1.6E-04	1.2E-04	8.6E-06	3.8E-04	1.9E-04	1.0E-04	6.7E-05	3.3E-06	3.37E-04	1.71E-04	9.01E-05	5.91E-05	2.99E-06	
1.43E-03	4.8E-04	5.1E-04	2.7E-04	1.7E-04	1.2E-04	8.8E-06	4.0E-04	2.0E-04	1.0E-04	6.9E-05	3.4E-06	3.58E-04	1.81E-04	9.55E-05	6.28E-05	3.17E-06	
1.48E-03	4.9E-04	5.4E-04	2.8E-04	1.7E-04	1.3E-04	9.2E-06	4.1E-04	2.1E-04	1.1E-04	7.2E-05	3.6E-06	3.82E-04	1.93E-04	1.02E-04	6.70E-05	3.37E-06	
1.53E-03	5.0E-04	5.5E-04	2.9E-04	1.8E-04	1.3E-04	9.5E-06	4.2E-04	2.1E-04	1.1E-04	7.4E-05	3.6E-06	4.02E-04	2.03E-04	1.07E-04	7.05E-05	3.55E-06	
1.55E-03	5.1E-04	5.6E-04	3.0E-04	1.8E-04	1.4E-04	9.6E-06	4.2E-04	2.1E-04	1.1E-04	7.4E-05	3.6E-06	4.13E-04	2.08E-04	1.10E-04	7.24E-05	3.65E-06	
1.63E-03	5.3E-04	5.9E-04	3.1E-04	1.9E-04	1.4E-04	1.0E-05	4.4E-04	2.2E-04	1.1E-04	7.7E-05	3.8E-06	4.38E-04	2.21E-04	1.17E-04	7.68E-05	3.89E-06	
1.69E-03	5.5E-04	6.2E-04	3.2E-04	2.0E-04	1.5E-04	1.1E-05	4.5E-04	2.3E-04	1.2E-04	7.9E-05	3.9E-06	4.57E-04	2.30E-04	1.22E-04	8.02E-05	4.07E-06	
1.69E-03	5.5E-04	6.1E-04	3.2E-04	2.0E-04	1.5E-04	1.0E-05	4.5E-04	2.3E-04	1.2E-04	7.9E-05	3.9E-06	4.48E-04	2.25E-04	1.20E-04	7.86E-05	3.98E-06	

Ventura Ranch

Unmitigated Chronic Risk Summary - Offsite Residential

	Chronic Non Cancer Risk																
Max Chronic	**Demo**	**Site Prep**	**Grading**	**BC**	**Paving**	**AC**	**Site Prep**	**Grading**	**BC**	**Paving**	**AC**	**Site Prep**	**Grading**	**BC**	**Paving**	**AC**	**Receptor**
1.62E-03	5.3E-04	5.9E-04	3.1E-04	1.9E-04	1.4E-04	9.9E-06	4.3E-04	2.1E-04	1.1E-04	7.5E-05	3.7E-06	4.10E-04	2.06E-04	1.09E-04	7.19E-05	3.63E-06	

Ventura Ranch

Unmitigated Cancer Risk Summary - Onsite Residential

		Construction Cancer Risk																	
		Phase 1						Phase 2					Phase 3						
Receptor #	Total Per/Million	Demo	Site Prep	Grading	BC	Paving	AC	Site Prep	Grading	BC	Paving	AC	Site Prep	Grading	BC	Paving	AC	Receptor	Receptor #
	38.48	0.00	0.00	0.00	0.00	0.00	0.00	11.14	3.59	18.13	1.26	0.06	3.54	0.13	0.59	0.05	0.00	432	
361	5.113237	-	-	-	-	-	-	1.49024	0.48096	2.4213	0.16857	0.00794	0.43811	0.01655	0.08353	0.00578	0.00027		361
362	6.705536	-	-	-	-	-	-	1.98755	0.64119	3.23251	0.22483	0.0106	0.49064	0.01851	0.09295	0.00647	0.0003		362
363	9.073778	-	-	-	-	-	-	2.71913	0.87697	4.46649	0.30759	0.01464	0.55577	0.02094	0.10458	0.00733	0.00034		363
364	12.5279	-	-	-	-	-	-	3.77999	1.21893	6.29221	0.42759	0.02063	0.6368	0.02398	0.11901	0.00839	0.00039		364
365	5.078237	-	-	-	-	-	-	1.47969	0.47768	2.39624	0.16738	0.00785	0.44209	0.01672	0.08448	0.00583	0.00028		365
366	6.678001	-	-	-	-	-	-	1.99194	0.64269	3.19437	0.22533	0.01047	0.49399	0.01865	0.09375	0.00651	0.00031		366
367	9.156327	-	-	-	-	-	-	2.77795	0.89599	4.46168	0.31424	0.01463	0.55799	0.02103	0.10512	0.00736	0.00034		367
368	13.00535	-	-	-	-	-	-	3.9859	1.28536	6.47208	0.45088	0.02122	0.63786	0.02402	0.11923	0.00841	0.00039		368
369	18.84537	-	-	-	-	-	-	5.81751	1.87581	9.54955	0.65807	0.03131	0.73827	0.02779	0.13688	0.00973	0.00045		369
370	26.5116	-	-	-	-	-	-	8.03203	2.58971	13.8662	0.90858	0.04546	0.86588	0.03258	0.15919	0.01141	0.00052		370
371	5.046373	-	-	-	-	-	-	1.45869	0.47108	2.38802	0.16501	0.00783	0.44693	0.01693	0.08572	0.00589	0.00028		371
372	6.624597	-	-	-	-	-	-	1.97271	0.63661	3.16268	0.22315	0.01037	0.49846	0.01884	0.0949	0.00657	0.00031		372
373	9.158395	-	-	-	-	-	-	2.79436	0.90136	4.43546	0.3161	0.01454	0.56157	0.02118	0.10608	0.0074	0.00035		373
374	13.31957	-	-	-	-	-	-	4.12075	1.32889	6.58931	0.46614	0.0216	0.64005	0.02412	0.11988	0.00844	0.00039		374
375	20.03587	-	-	-	-	-	-	6.20208	1.99984	10.1852	0.70157	0.03339	0.73868	0.02781	0.13709	0.00974	0.00045		375
376	4.983094	-	-	-	-	-	-	1.41813	0.4583	2.37629	0.16042	0.00779	0.4517	0.01716	0.08706	0.00595	0.00028		376
377	6.500328	-	-	-	-	-	-	1.91481	0.61813	3.11516	0.2166	0.01021	0.50317	0.01905	0.09625	0.00663	0.00031		377
378	9.001102	-	-	-	-	-	-	2.74186	0.88456	4.34795	0.31016	0.01425	0.5658	0.02136	0.10734	0.00746	0.00035		378
379	13.30406	-	-	-	-	-	-	4.13909	1.33489	6.54369	0.46821	0.02145	0.64278	0.02423	0.12086	0.00847	0.0004		379
380	20.67458	-	-	-	-	-	-	6.37664	2.05617	10.5696	0.72132	0.03465	0.74032	0.02788	0.13784	0.00976	0.00045		380
381	4.867119	-	-	-	-	-	-	1.35921	0.43985	2.33831	0.15375	0.00766	0.45611	0.01742	0.08851	0.00601	0.00029		381
382	6.266571	-	-	-	-	-	-	1.81393	0.58595	3.0207	0.20519	0.0099	0.50705	0.01925	0.09761	0.00668	0.00032		382
383	8.607054	-	-	-	-	-	-	2.60449	0.84045	4.14682	0.29462	0.01359	0.56909	0.02152	0.10863	0.0075	0.00036		383
384	12.81749	-	-	-	-	-	-	4.0276	1.29906	6.21461	0.4556	0.02037	0.64501	0.02434	0.12201	0.0085	0.0004		384
385	20.32485	-	-	-	-	-	-	6.30262	2.03238	10.3248	0.71295	0.03385	0.74127	0.02793	0.1388	0.00977	0.00045		385
386	4.667816	-	-	-	-	-	-	1.2823	0.41635	2.24331	0.14505	0.00734	0.45931	0.01777	0.09004	0.00605	0.00029		386
387	5.91546	-	-	-	-	-	-	1.68001	0.5435	2.85753	0.19004	0.00936	0.50955	0.01947	0.09895	0.00672	0.00032		387
388	7.970473	-	-	-	-	-	-	2.38256	0.76921	3.8272	0.26951	0.01254	0.57023	0.02161	0.10973	0.00752	0.00036		388
389	11.80018	-	-	-	-	-	-	3.75516	1.21138	5.58901	0.42478	0.01832	0.64519	0.02437	0.12305	0.0085	0.0004		389
390	18.63632	-	-	-	-	-	-	5.88525	1.89791	9.24009	0.66573	0.03029	0.73935	0.02788	0.13962	0.00975	0.00046		390
391	4.341669	-	-	-	-	-	-	1.18264	0.38229	2.06186	0.13378	0.00675	0.46024	0.01747	0.09027	0.00607	0.00029		391
392	5.427357	-	-	-	-	-	-	1.52219	0.49206	2.59638	0.17219	0.00851	0.50997	0.01939	0.09963	0.00672	0.00033		392
393	7.145644	-	-	-	-	-	-	2.10125	0.6792	3.40649	0.23769	0.01116	0.56954	0.02171	0.11073	0.00751	0.00036		393
394	10.27325	-	-	-	-	-	-	3.26495	1.05365	4.77037	0.36933	0.01563	0.64237	0.02432	0.12377	0.00847	0.0004		394
395	3.915421	-	-	-	-	-	-	1.05621	0.34213	1.81822	0.11948	0.00595	0.45879	0.01752	0.09079	0.00605	0.0003		395
396	4.80395	-	-	-	-	-	-	1.33483	0.43256	2.24376	0.151	0.00734	0.50773	0.01946	0.10024	0.00669	0.00033		396
397	6.12967	-	-	-	-	-	-	1.78042	0.57655	2.85565	0.2014	0.00935	0.5656	0.02169	0.11119	0.00746	0.00036		397
398	8.303223	-	-	-	-	-	-	2.56529	0.82852	3.81401	0.29018	0.0125	0.63588	0.02415	0.1239	0.00838	0.0004		398
399	3.423711	-	-	-	-	-	-	0.90721	0.29461	1.54542	0.10262	0.00506	0.45439	0.01744	0.09069	0.00599	0.0003		399

Ventura Ranch

Unmitigated Cancer Risk Summary - Onsite Residential

		Construction Cancer Risk																	
		Phase 1						Phase 2					Phase 3						
Receptor #	Total Per/Million	Demo	Site Prep	Grading	BC	Paving	AC	Site Prep	Grading	BC	Paving	AC	Site Prep	Grading	BC	Paving	AC	Receptor	Receptor #
400	4.100433	-	-	-	-	-	-	1.11545	0.36359	1.85975	0.12618	0.00608	0.50241	0.01957	0.10046	0.00662	0.00033		400
401	5.024448	-	-	-	-	-	-	1.42141	0.46083	2.27557	0.16079	0.00745	0.55849	0.02143	0.11076	0.00736	0.00036		401
402	6.400736	-	-	-	-	-	-	1.904	0.61555	2.87466	0.21538	0.00942	0.62601	0.02382	0.12324	0.00825	0.0004		402
403	8.450898	-	-	-	-	-	-	2.61411	0.84396	3.80106	0.29571	0.01246	0.70855	0.02683	0.13844	0.00934	0.00045		403
404	2.951372	-	-	-	-	-	-	0.7606	0.2483	1.2912	0.08604	0.00422	0.44737	0.01734	0.09011	0.0059	0.00029		404
405	3.440805	-	-	-	-	-	-	0.90616	0.29546	1.51247	0.1025	0.00494	0.49403	0.01914	0.09927	0.00651	0.00032		405
406	4.073983	-	-	-	-	-	-	1.10364	0.35812	1.79516	0.12484	0.00587	0.54827	0.021	0.10949	0.00723	0.00036		406
407	4.963174	-	-	-	-	-	-	1.39588	0.45172	2.18422	0.1579	0.00715	0.61282	0.02332	0.12169	0.00808	0.0004		407
408	6.363707	-	-	-	-	-	-	1.89599	0.61253	2.76843	0.21447	0.00907	0.69109	0.02619	0.13638	0.00911	0.00045		408
409	8.892966	-	-	-	-	-	-	2.88931	0.93247	3.74856	0.32684	0.01229	0.78843	0.02979	0.15439	0.01039	0.00051		409
410	12.87359	-	-	-	-	-	-	4.35296	1.40411	5.46932	0.4924	0.01793	0.91285	0.03443	0.17698	0.01203	0.00058		410
411	18.2607	-	-	-	-	-	-	6.02875	1.94421	8.24011	0.68197	0.02701	1.07713	0.04057	0.20609	0.0142	0.00068		411
412	2.903802	-	-	-	-	-	-	0.738	0.24086	1.2327	0.08348	0.00403	0.48213	0.01862	0.09732	0.00636	0.00032		412
413	3.363817	-	-	-	-	-	-	0.87432	0.28399	1.43274	0.0989	0.00469	0.53408	0.02043	0.10726	0.00704	0.00035		413
414	3.992744	-	-	-	-	-	-	1.06971	0.34648	1.70443	0.12101	0.00558	0.59557	0.02266	0.11907	0.00785	0.00039		414
415	4.921289	-	-	-	-	-	-	1.3772	0.44526	2.09873	0.15579	0.00687	0.66962	0.02538	0.13319	0.00883	0.00044		415
416	6.370988	-	-	-	-	-	-	1.88132	0.60753	2.70967	0.21281	0.00888	0.76108	0.02877	0.15041	0.01003	0.00049		416
417	8.572308	-	-	-	-	-	-	2.64368	0.85311	3.67103	0.29905	0.01203	0.87652	0.03307	0.1717	0.01155	0.00056		417
418	11.70741	-	-	-	-	-	-	3.67495	1.18543	5.13519	0.41571	0.01683	1.02757	0.03872	0.19882	0.01355	0.00065		418
419	15.96777	-	-	-	-	-	-	5.00651	1.61459	7.22483	0.56633	0.02369	1.23376	0.04644	0.23459	0.01626	0.00077		419
420	21.56136	-	-	-	-	-	-	6.67967	2.1539	10.0495	0.7556	0.03295	1.52746	0.05746	0.28374	0.02013	0.00093		420
421	2.467105	-	-	-	-	-	-	0.60555	0.19787	1.00892	0.0685	0.00329	0.46453	0.01791	0.0941	0.00612	0.00031		421
422	2.836789	-	-	-	-	-	-	0.71053	0.23102	1.16463	0.08037	0.00381	0.51559	0.01971	0.10399	0.0068	0.00034		422
423	3.312043	-	-	-	-	-	-	0.85071	0.27578	1.36588	0.09623	0.00447	0.57389	0.02182	0.11531	0.00756	0.00038		423
424	3.975231	-	-	-	-	-	-	1.05494	0.34132	1.64831	0.11933	0.0054	0.64382	0.0244	0.12881	0.00849	0.00042		424
425	4.929197	-	-	-	-	-	-	1.35838	0.43892	2.05928	0.15366	0.00675	0.7294	0.02757	0.14515	0.00961	0.00047		425
426	6.296272	-	-	-	-	-	-	1.79736	0.58027	2.66201	0.20332	0.00872	0.83629	0.03156	0.16518	0.01102	0.00054		426
427	8.23241	-	-	-	-	-	-	2.4117	0.77819	3.54245	0.27281	0.01161	0.97497	0.03675	0.19045	0.01285	0.00062		427
428	10.93873	-	-	-	-	-	-	3.25129	1.04876	4.80943	0.36778	0.01577	1.16255	0.04377	0.22333	0.01532	0.00073		428
429	14.76835	-	-	-	-	-	-	4.41624	1.42423	6.63507	0.49956	0.02175	1.42995	0.0538	0.26802	0.01885	0.00088		429
430	20.39607	-	-	-	-	-	-	6.11535	1.97194	9.32493	0.69176	0.03057	1.83482	0.069	0.33242	0.02419	0.00109		430
431	28.65299	-	-	-	-	-	-	8.57338	2.76432	13.2666	0.96981	0.0435	2.47756	0.09314	0.43062	0.03266	0.00141		431
432	38.48117	-	-	-	-	-	-	11.1368	3.5907	18.13	1.25979	0.05944	3.53524	0.13286	0.58771	0.0466	0.00193		432
433	2.433236	-	-	-	-	-	-	0.58949	0.19185	0.96405	0.06668	0.00315	0.49271	0.01882	0.09966	0.00649	0.00033		433
434	2.811158	-	-	-	-	-	-	0.69576	0.22573	1.1208	0.0787	0.00367	0.54769	0.02082	0.11041	0.00722	0.00036		434
435	3.316159	-	-	-	-	-	-	0.84225	0.2727	1.33349	0.09528	0.00437	0.6132	0.02324	0.12316	0.00808	0.0004		435
436	4.006194	-	-	-	-	-	-	1.04735	0.33862	1.62929	0.11848	0.00534	0.69283	0.0262	0.1385	0.00913	0.00045		436
437	4.954964	-	-	-	-	-	-	1.33292	0.43053	2.0444	0.15078	0.0067	0.79158	0.02988	0.15724	0.01043	0.00051		437
438	6.273992	-	-	-	-	-	-	1.73182	0.55901	2.63224	0.1959	0.00863	0.91837	0.03462	0.1807	0.01211	0.00059		438
439	8.150482	-	-	-	-	-	-	2.30041	0.74221	3.48106	0.26022	0.01141	1.08819	0.04098	0.21096	0.01434	0.00069		439

Ventura Ranch

Unmitigated Cancer Risk Summary - Onsite Residential

		Construction Cancer Risk																
		Phase 1						Phase 2					Phase 3					
Receptor #	Total Per/Million	Demo	Site Prep	Grading	BC	Paving	AC	Site Prep	Grading	BC	Paving	AC	Site Prep	Grading	BC	Paving	AC	Receptor	Receptor #
440	10.95314	-	-	-	-	-	-	3.15089	1.01632	4.76554	0.35643	0.01562	1.32849	0.05	0.25152	0.01751	0.00082		440
441	15.43689	-	-	-	-	-	-	4.50753	1.45361	6.85197	0.50989	0.02246	1.69495	0.06375	0.30937	0.02234	0.00101		441
442	22.65298	-	-	-	-	-	-	6.62333	2.13567	10.2994	0.74923	0.03377	2.29542	0.0863	0.39826	0.03026	0.00131		442
443	2.112838	-	-	-	-	-	-	0.49697	0.16187	0.81057	0.05622	0.00265	0.46591	0.01779	0.09441	0.00614	0.00031		443
444	2.423119	-	-	-	-	-	-	0.58073	0.18856	0.93672	0.06569	0.00306	0.5171	0.01966	0.10445	0.00682	0.00034		444
445	2.82547	-	-	-	-	-	-	0.69199	0.2242	1.10346	0.07828	0.00361	0.57775	0.0219	0.11629	0.00762	0.00038		445
446	3.357629	-	-	-	-	-	-	0.84205	0.2724	1.32839	0.09525	0.00435	0.65107	0.02462	0.13048	0.00858	0.00043		446
447	4.071495	-	-	-	-	-	-	1.04602	0.33802	1.63592	0.11832	0.00536	0.74179	0.02801	0.14779	0.00978	0.00048		447
448	5.046369	-	-	-	-	-	-	1.328	0.42881	2.06174	0.15022	0.00676	0.85727	0.03232	0.16939	0.0113	0.00055		448
449	6.434593	-	-	-	-	-	-	1.73749	0.56074	2.67184	0.19654	0.00876	1.01013	0.03805	0.19708	0.01332	0.00065		449
450	8.579243	-	-	-	-	-	-	2.38829	0.77047	3.61851	0.27016	0.01186	1.22321	0.04604	0.23381	0.01612	0.00077		450
451	12.32165	-	-	-	-	-	-	3.54019	1.14177	5.31133	0.40046	0.01741	1.54562	0.05814	0.28541	0.02037	0.00094		451
452	18.92964	-	-	-	-	-	-	5.44212	1.75487	8.53634	0.61561	0.02799	2.08217	0.07829	0.36362	0.02745	0.00119		452
453	1.834529	-	-	-	-	-	-	0.42	0.13692	0.6841	0.04751	0.00223	0.43331	0.01654	0.08791	0.00571	0.00029		453
454	2.094236	-	-	-	-	-	-	0.48776	0.1585	0.78767	0.05517	0.00258	0.48047	0.01827	0.09716	0.00633	0.00032		454
455	2.42774	-	-	-	-	-	-	0.57668	0.18696	0.92318	0.06523	0.00302	0.53675	0.02035	0.10814	0.00708	0.00035		455
456	2.855658	-	-	-	-	-	-	0.69282	0.22425	1.10055	0.07837	0.0036	0.60377	0.02284	0.1211	0.00796	0.0004		456
457	3.416658	-	-	-	-	-	-	0.84721	0.2739	1.33734	0.09584	0.00438	0.68584	0.0259	0.13676	0.00904	0.00045		457
458	4.173684	-	-	-	-	-	-	1.05869	0.34197	1.66096	0.11976	0.00544	0.7899	0.02979	0.15626	0.01041	0.00051		458
459	5.240701	-	-	-	-	-	-	1.36404	0.44033	2.11977	0.1543	0.00695	0.92645	0.03491	0.18116	0.01221	0.00059		459
460	6.881044	-	-	-	-	-	-	1.85491	0.59851	2.82351	0.20983	0.00925	1.11374	0.04193	0.21398	0.01468	0.0007		460
461	9.835953	-	-	-	-	-	-	2.78901	0.8996	4.09727	0.31549	0.01343	1.39029	0.05231	0.25937	0.01833	0.00085		461
462	15.36655	-	-	-	-	-	-	4.40045	1.41906	6.758	0.49778	0.02216	1.84747	0.06948	0.32674	0.02435	0.00107		462
463	3.463438	-	-	-	-	-	-	0.85339	0.27577	1.3399	0.09654	0.00439	0.71521	0.02698	0.14137	0.00943	0.00046		463
464	4.279912	-	-	-	-	-	-	1.08281	0.34965	1.67914	0.12249	0.0055	0.83435	0.03144	0.16299	0.011	0.00053		464
465	5.497602	-	-	-	-	-	-	1.43969	0.46464	2.18543	0.16286	0.00716	0.99541	0.03748	0.19117	0.01312	0.00063		465
466	7.559117	-	-	-	-	-	-	2.07882	0.67064	3.0429	0.23515	0.00997	1.22865	0.04624	0.22979	0.0162	0.00075		466
467	10.76714	-	-	-	-	-	-	3.03796	0.9798	4.42118	0.34365	0.01449	1.60161	0.06024	0.28616	0.02111	0.00094		467
0	0	-	-	-	-	-	-	0	0	0	0	0	0	0	0	0	0		0
0	0	-	-	-	-	-	-	0	0	0	0	0	0	0	0	0	0		0
0	0	-	-	-	-	-	-	0	0	0	0	0	0	0	0	0	0		0
0	0	-	-	-	-	-	-	0	0	0	0	0	0	0	0	0	0		0
0	0	-	-	-	-	-	-	0	0	0	0	0	0	0	0	0	0		0
0	0	-	-	-	-	-	-	0	0	0	0	0	0	0	0	0	0		0
0	0	-	-	-	-	-	-	0	0	0	0	0	0	0	0	0	0		0
0	0	-	-	-	-	-	-	0	0	0	0	0	0	0	0	0	0		0
0	0	-	-	-	-	-	-	0	0	0	0	0	0	0	0	0	0		0
0	0	-	-	-	-	-	-	0	0	0	0	0	0	0	0	0	0		0
0	0	-	-	-	-	-	-	0	0	0	0	0	0	0	0	0	0		0
0	0	-	-	-	-	-	-	0	0	0	0	0	0	0	0	0	0		0

Ventura Ranch

Unmitigated Cancer Risk Summary - Onsite Residential

		Construction Cancer Risk																
		Phase 1						Phase 2					Phase 3					
Receptor #	Total Per/Million	Demo	Site Prep	Grading	BC	Paving	AC	Site Prep	Grading	BC	Paving	AC	Site Prep	Grading	BC	Paving	AC	Receptor	Receptor #
0	0	-	-	-	-	-	-	0	0	0	0	0	0	0	0	0	0		0
0	0	-	-	-	-	-	-	0	0	0	0	0	0	0	0	0	0		0
0	0	-	-	-	-	-	-	0	0	0	0	0	0	0	0	0	0		0
0	0	-	-	-	-	-	-	0	0	0	0	0	0	0	0	0	0		0
0	0	-	-	-	-	-	-	0	0	0	0	0	0	0	0	0	0		0
0	0	-	-	-	-	-	-	0	0	0	0	0	0	0	0	0	0		0
0	0	-	-	-	-	-	-	0	0	0	0	0	0	0	0	0	0		0
0	0	-	-	-	-	-	-	0	0	0	0	0	0	0	0	0	0		0
0	0	-	-	-	-	-	-	0	0	0	0	0	0	0	0	0	0		0
0	0	-	-	-	-	-	-	0	0	0	0	0	0	0	0	0	0		0
0	0	-	-	-	-	-	-	0	0	0	0	0	0	0	0	0	0		0
0	0	-	-	-	-	-	-	0	0	0	0	0	0	0	0	0	0		0
0	0	-	-	-	-	-	-	0	0	0	0	0	0	0	0	0	0		0
0	0	-	-	-	-	-	-	0	0	0	0	0	0	0	0	0	0		0
0	0	-	-	-	-	-	-	0	0	0	0	0	0	0	0	0	0		0
0	0	-	-	-	-	-	-	0	0	0	0	0	0	0	0	0	0		0
0	0	-	-	-	-	-	-	0	0	0	0	0	0	0	0	0	0		0
0	0	-	-	-	-	-	-	0	0	0	0	0	0	0	0	0	0		0
0	0	-	-	-	-	-	-	0	0	0	0	0	0	0	0	0	0		0
0	0	-	-	-	-	-	-	0	0	0	0	0	0	0	0	0	0		0
0	0	-	-	-	-	-	-	0	0	0	0	0	0	0	0	0	0		0
0	0	-	-	-	-	-	-	0	0	0	0	0	0	0	0	0	0		0
0	0	-	-	-	-	-	-	0	0	0	0	0	0	0	0	0	0		0
0	0	-	-	-	-	-	-	0	0	0	0	0	0	0	0	0	0		0
0	0	-	-	-	-	-	-	0	0	0	0	0	0	0	0	0	0		0
0	0	-	-	-	-	-	-	0	0	0	0	0	0	0	0	0	0		0
0	0	-	-	-	-	-	-	0	0	0	0	0	0	0	0	0	0		0
0	0	-	-	-	-	-	-	0	0	0	0	0	0	0	0	0	0		0
0	0	-	-	-	-	-	-	0	0	0	0	0	0	0	0	0	0		0
0	0	-	-	-	-	-	-	0	0	0	0	0	0	0	0	0	0		0
0	0	-	-	-	-	-	-	0	0	0	0	0	0	0	0	0	0		0
0	0	-	-	-	-	-	-	0	0	0	0	0	0	0	0	0	0		0
0	0	-	-	-	-	-	-	0	0	0	0	0	0	0	0	0	0		0
0	0	-	-	-	-	-	-	0	0	0	0	0	0	0	0	0	0		0
0	0	-	-	-	-	-	-	0	0	0	0	0	0	0	0	0	0		0
0	0	-	-	-	-	-	-	0	0	0	0	0	0	0	0	0	0		0
0	0	-	-	-	-	-	-	0	0	0	0	0	0	0	0	0	0		0
0	0	-	-	-	-	-	-	0	0	0	0	0	0	0	0	0	0		0
0	0	-	-	-	-	-	-	0	0	0	0	0	0	0	0	0	0		0
0	0	-	-	-	-	-	-	0	0	0	0	0	0	0	0	0	0		0
0	0	-	-	-	-	-	-	0	0	0	0	0	0	0	0	0	0		0
0	0	-	-	-	-	-	-	0	0	0	0	0	0	0	0	0	0		0
0	0	-	-	-	-	-	-	0	0	0	0	0	0	0	0	0	0		0
0	0	-	-	-	-	-	-	0	0	0	0	0	0	0	0	0	0		0
0	0	-	-	-	-	-	-	0	0	0	0	0	0	0	0	0	0		0
0	0	-	-	-	-	-	-	0	0	0	0	0	0	0	0	0	0		0

Ventura Ranch

Unmitigated Cancer Risk Summary - Onsite Residential

		Construction Cancer Risk																
		Phase 1						Phase 2					Phase 3					
Receptor #	Total Per/Million	Demo	Site Prep	Grading	BC	Paving	AC	Site Prep	Grading	BC	Paving	AC	Site Prep	Grading	BC	Paving	AC	Receptor	Receptor #
0	0	-	-	-	-	-	-	0	0	0	0	0	0	0	0	0	0		0
0	0	-	-	-	-	-	-	0	0	0	0	0	0	0	0	0	0		0
0	0	-	-	-	-	-	-	0	0	0	0	0	0	0	0	0	0		0
0	0	-	-	-	-	-	-	0	0	0	0	0	0	0	0	0	0		0
0	0	-	-	-	-	-	-	0	0	0	0	0	0	0	0	0	0		0
0	0	-	-	-	-	-	-	0	0	0	0	0	0	0	0	0	0		0
0	0	-	-	-	-	-	-	0	0	0	0	0	0	0	0	0	0		0
0	0	-	-	-	-	-	-	0	0	0	0	0	0	0	0	0	0		0
0	0	-	-	-	-	-	-	0	0	0	0	0	0	0	0	0	0		0
0	0	-	-	-	-	-	-	0	0	0	0	0	0	0	0	0	0		0
0	0	-	-	-	-	-	-	0	0	0	0	0	0	0	0	0	0		0
0	0	-	-	-	-	-	-	0	0	0	0	0	0	0	0	0	0		0
0	0	-	-	-	-	-	-	0	0	0	0	0	0	0	0	0	0		0
0	0	-	-	-	-	-	-	0	0	0	0	0	0	0	0	0	0		0
0	0	-	-	-	-	-	-	0	0	0	0	0	0	0	0	0	0		0
0	0	-	-	-	-	-	-	0	0	0	0	0	0	0	0	0	0		0
0	0	-	-	-	-	-	-	0	0	0	0	0	0	0	0	0	0		0
0	0	-	-	-	-	-	-	0	0	0	0	0	0	0	0	0	0		0
0	0	-	-	-	-	-	-	0	0	0	0	0	0	0	0	0	0		0
0	0	-	-	-	-	-	-	0	0	0	0	0	0	0	0	0	0		0
0	0	-	-	-	-	-	-	0	0	0	0	0	0	0	0	0	0		0
0	0	-	-	-	-	-	-	0	0	0	0	0	0	0	0	0	0		0
0	0	-	-	-	-	-	-	0	0	0	0	0	0	0	0	0	0		0
0	0	-	-	-	-	-	-	0	0	0	0	0	0	0	0	0	0		0
0	0	-	-	-	-	-	-	0	0	0	0	0	0	0	0	0	0		0
0	0	-	-	-	-	-	-	0	0	0	0	0	0	0	0	0	0		0
0	0	-	-	-	-	-	-	0	0	0	0	0	0	0	0	0	0		0
0	0	-	-	-	-	-	-	0	0	0	0	0	0	0	0	0	0		0
0	0	-	-	-	-	-	-	0	0	0	0	0	0	0	0	0	0		0
0	0	-	-	-	-	-	-	0	0	0	0	0	0	0	0	0	0		0
0	0	-	-	-	-	-	-	0	0	0	0	0	0	0	0	0	0		0
0	0	-	-	-	-	-	-	0	0	0	0	0	0	0	0	0	0		0
0	0	-	-	-	-	-	-	0	0	0	0	0	0	0	0	0	0		0
0	0	-	-	-	-	-	-	0	0	0	0	0	0	0	0	0	0		0
0	0	-	-	-	-	-	-	0	0	0	0	0	0	0	0	0	0		0
0	0	-	-	-	-	-	-	0	0	0	0	0	0	0	0	0	0		0
0	0	-	-	-	-	-	-	0	0	0	0	0	0	0	0	0	0		0
0	0	-	-	-	-	-	-	0	0	0	0	0	0	0	0	0	0		0
0	0	-	-	-	-	-	-	0	0	0	0	0	0	0	0	0	0		0
0	0	-	-	-	-	-	-	0	0	0	0	0	0	0	0	0	0		0
0	0	-	-	-	-	-	-	0	0	0	0	0	0	0	0	0	0		0
0	0	-	-	-	-	-	-	0	0	0	0	0	0	0	0	0	0		0
0	0	-	-	-	-	-	-	0	0	0	0	0	0	0	0	0	0		0
0	0	-	-	-	-	-	-	0	0	0	0	0	0	0	0	0	0		0
0	0	-	-	-	-	-	-	0	0	0	0	0	0	0	0	0	0		0
0	0	-	-	-	-	-	-	0	0	0	0	0	0	0	0	0	0		0

Ventura Ranch

Unmitigated Cancer Risk Summary - Onsite Residential

		Construction Cancer Risk																	
		Phase 1						Phase 2					**Phase 3**						
Receptor #	**Total Per/Million**	**Demo**	**Site Prep**	**Grading**	**BC**	**Paving**	**AC**	**Site Prep**	**Grading**	**BC**	**Paving**	**AC**	**Site Prep**	**Grading**	**BC**	**Paving**	**AC**	**Receptor**	**Receptor #**
0	0	-	-	-	-	-	-	0	0	0	0	0	0	0	0	0	0		0

Ventura Ranch

Unmitigated Chronic Risk Summary - Onsite Residential

							Chronic Non Cancer Risk										
							Phase 1				Phase 2				Phase 3		
Max Chronic	Demo	Site Prep	Grading	BC	Paving	AC	Site Prep	Grading	BC	Paving	AC	Site Prep	Grading	BC	Paving	AC	Receptor
0.1860	0.00	0.00	0.00	0.00	0.00	0.00	0.11	0.05	0.03	0.02	0.00	0.02	0.01	0.00	0.00	0.00	432
2.49E-02	-	-	-	-	-	-	1.4E-02	7.1E-03	3.5E-03	2.5E-03	1.2E-04	2.81E-03	1.40E-03	7.01E-04	4.93E-04	2.33E-05	
3.32E-02	-	-	-	-	-	-	1.9E-02	9.5E-03	4.7E-03	3.3E-03	1.6E-04	3.14E-03	1.57E-03	7.80E-04	5.52E-04	2.60E-05	
4.55E-02	-	-	-	-	-	-	2.6E-02	1.3E-02	6.5E-03	4.6E-03	2.2E-04	3.56E-03	1.78E-03	8.78E-04	6.25E-04	2.92E-05	
6.33E-02	-	-	-	-	-	-	3.6E-02	1.8E-02	9.2E-03	6.3E-03	3.1E-04	4.08E-03	2.04E-03	9.99E-04	7.16E-04	3.33E-05	
2.47E-02	-	-	-	-	-	-	1.4E-02	7.1E-03	3.5E-03	2.5E-03	1.2E-04	2.83E-03	1.42E-03	7.09E-04	4.97E-04	2.36E-05	
3.32E-02	-	-	-	-	-	-	1.9E-02	9.5E-03	4.7E-03	3.3E-03	1.6E-04	3.17E-03	1.58E-03	7.87E-04	5.55E-04	2.62E-05	
4.63E-02	-	-	-	-	-	-	2.7E-02	1.3E-02	6.5E-03	4.7E-03	2.2E-04	3.58E-03	1.79E-03	8.82E-04	6.27E-04	2.94E-05	
6.65E-02	-	-	-	-	-	-	3.8E-02	1.9E-02	9.4E-03	6.7E-03	3.1E-04	4.09E-03	2.04E-03	1.00E-03	7.17E-04	3.33E-05	
9.73E-02	-	-	-	-	-	-	5.6E-02	2.8E-02	1.4E-02	9.7E-03	4.6E-04	4.73E-03	2.37E-03	1.15E-03	8.30E-04	3.83E-05	
1.35E-01	-	-	-	-	-	-	7.7E-02	3.8E-02	2.0E-02	1.3E-02	6.7E-04	5.55E-03	2.78E-03	1.34E-03	9.74E-04	4.45E-05	
2.44E-02	-	-	-	-	-	-	1.4E-02	7.0E-03	3.5E-03	2.4E-03	1.2E-04	2.86E-03	1.43E-03	7.19E-04	5.03E-04	2.39E-05	
3.29E-02	-	-	-	-	-	-	1.9E-02	9.4E-03	4.6E-03	3.3E-03	1.5E-04	3.19E-03	1.60E-03	7.96E-04	5.61E-04	2.65E-05	
4.65E-02	-	-	-	-	-	-	2.7E-02	1.3E-02	6.5E-03	4.7E-03	2.2E-04	3.60E-03	1.80E-03	8.90E-04	6.31E-04	2.96E-05	
6.86E-02	-	-	-	-	-	-	3.9E-02	2.0E-02	9.6E-03	6.9E-03	3.2E-04	4.10E-03	2.05E-03	1.01E-03	7.20E-04	3.35E-05	
1.04E-01	-	-	-	-	-	-	5.9E-02	3.0E-02	1.5E-02	1.0E-02	4.9E-04	4.73E-03	2.37E-03	1.15E-03	8.31E-04	3.83E-05	
2.38E-02	-	-	-	-	-	-	1.4E-02	6.8E-03	3.5E-03	2.4E-03	1.2E-04	2.90E-03	1.45E-03	7.31E-04	5.08E-04	2.43E-05	
3.20E-02	-	-	-	-	-	-	1.8E-02	9.1E-03	4.5E-03	3.2E-03	1.5E-04	3.23E-03	1.61E-03	8.08E-04	5.66E-04	2.69E-05	
4.56E-02	-	-	-	-	-	-	2.6E-02	1.3E-02	6.3E-03	4.6E-03	2.1E-04	3.63E-03	1.81E-03	9.01E-04	6.36E-04	3.00E-05	
6.88E-02	-	-	-	-	-	-	4.0E-02	2.0E-02	9.5E-03	6.9E-03	3.2E-04	4.12E-03	2.06E-03	1.01E-03	7.23E-04	3.38E-05	
1.07E-01	-	-	-	-	-	-	6.1E-02	3.0E-02	1.5E-02	1.1E-02	5.1E-04	4.75E-03	2.37E-03	1.16E-03	8.32E-04	3.85E-05	
2.29E-02	-	-	-	-	-	-	1.3E-02	6.5E-03	3.4E-03	2.3E-03	1.1E-04	2.92E-03	1.46E-03	7.43E-04	5.13E-04	2.46E-05	
3.04E-02	-	-	-	-	-	-	1.7E-02	8.7E-03	4.4E-03	3.0E-03	1.5E-04	3.25E-03	1.63E-03	8.19E-04	5.70E-04	2.72E-05	
4.34E-02	-	-	-	-	-	-	2.5E-02	1.2E-02	6.0E-03	4.4E-03	2.0E-04	3.65E-03	1.82E-03	9.11E-04	6.40E-04	3.03E-05	
6.68E-02	-	-	-	-	-	-	3.8E-02	1.9E-02	9.1E-03	6.7E-03	3.0E-04	4.13E-03	2.07E-03	1.02E-03	7.25E-04	3.41E-05	
1.05E-01	-	-	-	-	-	-	6.0E-02	3.0E-02	1.5E-02	1.1E-02	5.0E-04	4.75E-03	2.38E-03	1.16E-03	8.34E-04	3.88E-05	
2.16E-02	-	-	-	-	-	-	1.2E-02	6.1E-03	3.3E-03	2.1E-03	1.1E-04	2.94E-03	1.47E-03	7.55E-04	5.16E-04	2.49E-05	
2.82E-02	-	-	-	-	-	-	1.6E-02	8.0E-03	4.2E-03	2.8E-03	1.4E-04	3.27E-03	1.63E-03	8.30E-04	5.73E-04	2.75E-05	
3.97E-02	-	-	-	-	-	-	2.3E-02	1.1E-02	5.6E-03	4.0E-03	1.9E-04	3.65E-03	1.83E-03	9.21E-04	6.41E-04	3.06E-05	
6.19E-02	-	-	-	-	-	-	3.6E-02	1.8E-02	8.1E-03	6.3E-03	2.7E-04	4.14E-03	2.07E-03	1.03E-03	7.26E-04	3.44E-05	
9.78E-02	-	-	-	-	-	-	5.6E-02	2.8E-02	1.3E-02	9.9E-03	4.5E-04	4.74E-03	2.37E-03	1.17E-03	8.31E-04	3.90E-05	
1.99E-02	-	-	-	-	-	-	1.1E-02	5.6E-03	3.0E-03	2.0E-03	1.0E-04	2.95E-03	1.48E-03	7.57E-04	5.18E-04	2.52E-05	
2.56E-02	-	-	-	-	-	-	1.5E-02	7.3E-03	3.8E-03	2.6E-03	1.3E-04	3.27E-03	1.63E-03	8.36E-04	5.73E-04	2.78E-05	
3.51E-02	-	-	-	-	-	-	2.0E-02	1.0E-02	5.0E-03	3.5E-03	1.7E-04	3.65E-03	1.83E-03	9.29E-04	6.40E-04	3.08E-05	
5.37E-02	-	-	-	-	-	-	3.1E-02	1.6E-02	6.9E-03	5.5E-03	2.3E-04	4.12E-03	2.06E-03	1.04E-03	7.22E-04	3.45E-05	
1.78E-02	-	-	-	-	-	-	1.0E-02	5.0E-03	2.6E-03	1.8E-03	8.8E-05	2.94E-03	1.47E-03	7.62E-04	5.16E-04	2.53E-05	
2.24E-02	-	-	-	-	-	-	1.3E-02	6.4E-03	3.3E-03	2.2E-03	1.1E-04	3.25E-03	1.63E-03	8.41E-04	5.71E-04	2.79E-05	
2.97E-02	-	-	-	-	-	-	1.7E-02	8.5E-03	4.2E-03	3.0E-03	1.4E-04	3.63E-03	1.81E-03	9.33E-04	6.36E-04	3.09E-05	
4.23E-02	-	-	-	-	-	-	2.5E-02	1.2E-02	5.6E-03	4.3E-03	1.9E-04	4.08E-03	2.04E-03	1.04E-03	7.15E-04	3.45E-05	
1.52E-02	-	-	-	-	-	-	8.7E-03	4.3E-03	2.2E-03	1.5E-03	7.5E-05	2.91E-03	1.46E-03	7.61E-04	5.11E-04	2.52E-05	

Ventura Ranch

Unmitigated Chronic Risk Summary - Onsite Residential

				Chronic Non Cancer Risk													
				Phase 1			Phase 2					**Phase 3**					
Max Chronic	**Demo**	**Site Prep**	**Grading**	**BC**	**Paving**	**AC**	**Site Prep**	**Grading**	**BC**	**Paving**	**AC**	**Site Prep**	**Grading**	**BC**	**Paving**	**AC**	**Receptor**
1.87E-02	-	-	-	-	-	-	1.1E-02	5.3E-03	2.7E-03	1.9E-03	9.0E-05	3.22E-03	1.61E-03	8.43E-04	5.65E-04	2.78E-05	
2.37E-02	-	-	-	-	-	-	1.4E-02	6.8E-03	3.3E-03	2.4E-03	1.1E-04	3.58E-03	1.79E-03	9.29E-04	6.28E-04	3.08E-05	
3.15E-02	-	-	-	-	-	-	1.8E-02	9.1E-03	4.2E-03	3.2E-03	1.4E-04	4.01E-03	2.01E-03	1.03E-03	7.04E-04	3.43E-05	
4.30E-02	-	-	-	-	-	-	2.5E-02	1.2E-02	5.5E-03	4.4E-03	1.8E-04	4.54E-03	2.27E-03	1.16E-03	7.97E-04	3.86E-05	
1.28E-02	-	-	-	-	-	-	7.3E-03	3.6E-03	1.9E-03	1.3E-03	6.2E-05	2.87E-03	1.44E-03	7.56E-04	5.03E-04	2.50E-05	
1.52E-02	-	-	-	-	-	-	8.7E-03	4.3E-03	2.2E-03	1.5E-03	7.3E-05	3.17E-03	1.58E-03	8.33E-04	5.56E-04	2.75E-05	
1.84E-02	-	-	-	-	-	-	1.1E-02	5.3E-03	2.6E-03	1.8E-03	8.7E-05	3.51E-03	1.76E-03	9.19E-04	6.17E-04	3.04E-05	
2.32E-02	-	-	-	-	-	-	1.3E-02	6.7E-03	3.2E-03	2.3E-03	1.1E-04	3.93E-03	1.96E-03	1.02E-03	6.89E-04	3.39E-05	
3.12E-02	-	-	-	-	-	-	1.8E-02	9.1E-03	4.0E-03	3.2E-03	1.3E-04	4.43E-03	2.22E-03	1.14E-03	7.77E-04	3.80E-05	
4.69E-02	-	-	-	-	-	-	2.8E-02	1.4E-02	5.5E-03	4.8E-03	1.8E-04	5.05E-03	2.53E-03	1.30E-03	8.87E-04	4.31E-05	
7.03E-02	-	-	-	-	-	-	4.2E-02	2.1E-02	8.0E-03	7.3E-03	2.7E-04	5.85E-03	2.93E-03	1.48E-03	1.03E-03	4.94E-05	
9.84E-02	-	-	-	-	-	-	5.8E-02	2.9E-02	1.2E-02	1.0E-02	4.0E-04	6.90E-03	3.45E-03	1.73E-03	1.21E-03	5.76E-05	
1.24E-02	-	-	-	-	-	-	7.0E-03	3.5E-03	1.8E-03	1.2E-03	6.0E-05	3.09E-03	1.55E-03	8.17E-04	5.42E-04	2.70E-05	
1.46E-02	-	-	-	-	-	-	8.4E-03	4.2E-03	2.1E-03	1.5E-03	6.9E-05	3.42E-03	1.71E-03	9.00E-04	6.01E-04	2.98E-05	
1.78E-02	-	-	-	-	-	-	1.0E-02	5.1E-03	2.5E-03	1.8E-03	8.3E-05	3.82E-03	1.91E-03	9.99E-04	6.70E-04	3.32E-05	
2.28E-02	-	-	-	-	-	-	1.3E-02	6.6E-03	3.1E-03	2.3E-03	1.0E-04	4.29E-03	2.15E-03	1.12E-03	7.53E-04	3.71E-05	
3.09E-02	-	-	-	-	-	-	1.8E-02	9.0E-03	3.9E-03	3.2E-03	1.3E-04	4.88E-03	2.44E-03	1.26E-03	8.56E-04	4.20E-05	
4.32E-02	-	-	-	-	-	-	2.5E-02	1.3E-02	5.3E-03	4.4E-03	1.8E-04	5.62E-03	2.81E-03	1.44E-03	9.86E-04	4.80E-05	
6.01E-02	-	-	-	-	-	-	3.5E-02	1.8E-02	7.5E-03	6.2E-03	2.5E-04	6.59E-03	3.29E-03	1.67E-03	1.16E-03	5.56E-05	
8.23E-02	-	-	-	-	-	-	4.8E-02	2.4E-02	1.1E-02	8.4E-03	3.5E-04	7.91E-03	3.95E-03	1.97E-03	1.39E-03	6.56E-05	
1.10E-01	-	-	-	-	-	-	6.4E-02	3.2E-02	1.5E-02	1.1E-02	4.9E-04	9.79E-03	4.90E-03	2.38E-03	1.72E-03	7.93E-05	
1.01E-02	-	-	-	-	-	-	5.8E-03	2.9E-03	1.5E-03	1.0E-03	4.9E-05	2.98E-03	1.49E-03	7.90E-04	5.22E-04	2.61E-05	
1.19E-02	-	-	-	-	-	-	6.8E-03	3.4E-03	1.7E-03	1.2E-03	5.6E-05	3.30E-03	1.65E-03	8.73E-04	5.80E-04	2.89E-05	
1.42E-02	-	-	-	-	-	-	8.1E-03	4.1E-03	2.0E-03	1.4E-03	6.6E-05	3.68E-03	1.84E-03	9.68E-04	6.45E-04	3.21E-05	
1.75E-02	-	-	-	-	-	-	1.0E-02	5.0E-03	2.4E-03	1.8E-03	8.0E-05	4.13E-03	2.06E-03	1.08E-03	7.24E-04	3.59E-05	
2.25E-02	-	-	-	-	-	-	1.3E-02	6.5E-03	3.0E-03	2.3E-03	1.0E-04	4.68E-03	2.34E-03	1.22E-03	8.20E-04	4.05E-05	
2.96E-02	-	-	-	-	-	-	1.7E-02	8.6E-03	3.9E-03	3.0E-03	1.3E-04	5.36E-03	2.68E-03	1.39E-03	9.40E-04	4.61E-05	
3.97E-02	-	-	-	-	-	-	2.3E-02	1.2E-02	5.2E-03	4.0E-03	1.7E-04	6.25E-03	3.13E-03	1.60E-03	1.10E-03	5.32E-05	
5.36E-02	-	-	-	-	-	-	3.1E-02	1.6E-02	7.0E-03	5.4E-03	2.3E-04	7.45E-03	3.73E-03	1.87E-03	1.31E-03	6.24E-05	
7.29E-02	-	-	-	-	-	-	4.2E-02	2.1E-02	9.7E-03	7.4E-03	3.2E-04	9.17E-03	4.58E-03	2.25E-03	1.61E-03	7.49E-05	
1.01E-01	-	-	-	-	-	-	5.8E-02	2.9E-02	1.4E-02	1.0E-02	4.5E-04	1.18E-02	5.88E-03	2.79E-03	2.06E-03	9.29E-05	
1.42E-01	-	-	-	-	-	-	8.2E-02	4.1E-02	1.9E-02	1.4E-02	6.4E-04	1.59E-02	7.94E-03	3.61E-03	2.79E-03	1.20E-04	
1.86E-01	-	-	-	-	-	-	1.1E-01	5.3E-02	2.6E-02	1.9E-02	8.8E-04	2.27E-02	1.13E-02	4.93E-03	3.98E-03	1.64E-04	
9.85E-03	-	-	-	-	-	-	5.6E-03	2.8E-03	1.4E-03	9.9E-04	4.7E-05	3.16E-03	1.58E-03	8.36E-04	5.54E-04	2.77E-05	
1.16E-02	-	-	-	-	-	-	6.6E-03	3.3E-03	1.6E-03	1.2E-03	5.4E-05	3.51E-03	1.76E-03	9.26E-04	6.16E-04	3.08E-05	
1.40E-02	-	-	-	-	-	-	8.0E-03	4.0E-03	1.9E-03	1.4E-03	6.5E-05	3.93E-03	1.97E-03	1.03E-03	6.90E-04	3.44E-05	
1.74E-02	-	-	-	-	-	-	1.0E-02	5.0E-03	2.4E-03	1.8E-03	7.9E-05	4.44E-03	2.22E-03	1.16E-03	7.79E-04	3.87E-05	
2.21E-02	-	-	-	-	-	-	1.3E-02	6.4E-03	3.0E-03	2.2E-03	9.9E-05	5.07E-03	2.54E-03	1.32E-03	8.90E-04	4.39E-05	
2.86E-02	-	-	-	-	-	-	1.7E-02	8.3E-03	3.8E-03	2.9E-03	1.3E-04	5.89E-03	2.94E-03	1.52E-03	1.03E-03	5.05E-05	
3.80E-02	-	-	-	-	-	-	2.2E-02	1.1E-02	5.1E-03	3.9E-03	1.7E-04	6.97E-03	3.49E-03	1.77E-03	1.22E-03	5.90E-05	

Ventura Ranch

Unmitigated Chronic Risk Summary - Onsite Residential

	Chronic Non Cancer Risk																
	Phase 1						Phase 2					**Phase 3**					
Max Chronic	**Demo**	**Site Prep**	**Grading**	**BC**	**Paving**	**AC**	**Site Prep**	**Grading**	**BC**	**Paving**	**AC**	**Site Prep**	**Grading**	**BC**	**Paving**	**AC**	**Receptor**
5.21E-02	-	-	-	-	-	-	3.0E-02	1.5E-02	6.9E-03	5.3E-03	2.3E-04	8.52E-03	4.26E-03	2.11E-03	1.49E-03	7.03E-05	
7.46E-02	-	-	-	-	-	-	4.3E-02	2.2E-02	1.0E-02	7.6E-03	3.3E-04	1.09E-02	5.43E-03	2.60E-03	1.91E-03	8.65E-05	
1.10E-01	-	-	-	-	-	-	6.3E-02	3.2E-02	1.5E-02	1.1E-02	5.0E-04	1.47E-02	7.36E-03	3.34E-03	2.58E-03	1.11E-04	
8.30E-03	-	-	-	-	-	-	4.7E-03	2.4E-03	1.2E-03	8.3E-04	3.9E-05	2.99E-03	1.49E-03	7.92E-04	5.24E-04	2.63E-05	
9.68E-03	-	-	-	-	-	-	5.5E-03	2.8E-03	1.4E-03	9.7E-04	4.5E-05	3.31E-03	1.66E-03	8.76E-04	5.81E-04	2.91E-05	
1.15E-02	-	-	-	-	-	-	6.6E-03	3.3E-03	1.6E-03	1.2E-03	5.4E-05	3.70E-03	1.85E-03	9.76E-04	6.50E-04	3.24E-05	
1.40E-02	-	-	-	-	-	-	8.0E-03	4.0E-03	1.9E-03	1.4E-03	6.4E-05	4.17E-03	2.09E-03	1.09E-03	7.32E-04	3.64E-05	
1.74E-02	-	-	-	-	-	-	1.0E-02	5.0E-03	2.4E-03	1.8E-03	7.9E-05	4.75E-03	2.38E-03	1.24E-03	8.34E-04	4.13E-05	
2.20E-02	-	-	-	-	-	-	1.3E-02	6.3E-03	3.0E-03	2.2E-03	1.0E-04	5.49E-03	2.75E-03	1.42E-03	9.64E-04	4.73E-05	
2.88E-02	-	-	-	-	-	-	1.7E-02	8.3E-03	3.9E-03	2.9E-03	1.3E-04	6.47E-03	3.28E-03	1.65E-03	1.14E-03	5.51E-05	
3.95E-02	-	-	-	-	-	-	2.3E-02	1.1E-02	5.3E-03	4.0E-03	1.8E-04	7.84E-03	3.95E-03	1.96E-03	1.38E-03	6.54E-05	
5.85E-02	-	-	-	-	-	-	3.4E-02	1.7E-02	7.7E-03	5.9E-03	2.6E-04	9.91E-03	5.01E-03	2.39E-03	1.74E-03	7.98E-05	
9.05E-02	-	-	-	-	-	-	5.2E-02	2.6E-02	1.2E-02	9.1E-03	4.1E-04	1.33E-02	6.71E-03	3.05E-03	2.34E-03	1.02E-04	
7.08E-03	-	-	-	-	-	-	4.0E-03	2.1E-03	1.0E-03	7.0E-04	3.3E-05	2.78E-03	1.45E-03	7.38E-04	4.87E-04	2.45E-05	
8.18E-03	-	-	-	-	-	-	4.7E-03	2.4E-03	1.2E-03	8.2E-04	3.8E-05	3.08E-03	1.58E-03	8.15E-04	5.40E-04	2.71E-05	
9.64E-03	-	-	-	-	-	-	5.5E-03	2.8E-03	1.3E-03	9.7E-04	4.5E-05	3.44E-03	1.75E-03	9.07E-04	6.04E-04	3.02E-05	
1.16E-02	-	-	-	-	-	-	6.6E-03	3.3E-03	1.6E-03	1.2E-03	5.3E-05	3.87E-03	1.95E-03	1.02E-03	6.79E-04	3.38E-05	
1.41E-02	-	-	-	-	-	-	8.1E-03	4.1E-03	1.9E-03	1.4E-03	6.5E-05	4.40E-03	2.21E-03	1.15E-03	7.71E-04	3.82E-05	
1.76E-02	-	-	-	-	-	-	1.0E-02	5.1E-03	2.4E-03	1.8E-03	8.1E-05	5.06E-03	2.54E-03	1.31E-03	8.88E-04	4.36E-05	
2.27E-02	-	-	-	-	-	-	1.3E-02	6.6E-03	3.1E-03	2.3E-03	1.0E-04	5.94E-03	3.01E-03	1.52E-03	1.04E-03	5.06E-05	
3.07E-02	-	-	-	-	-	-	1.8E-02	8.9E-03	4.1E-03	3.1E-03	1.4E-04	7.14E-03	3.60E-03	1.80E-03	1.25E-03	5.98E-05	
4.60E-02	-	-	-	-	-	-	2.7E-02	1.3E-02	6.0E-03	4.7E-03	2.0E-04	8.91E-03	4.48E-03	2.18E-03	1.56E-03	7.25E-05	
7.29E-02	-	-	-	-	-	-	4.2E-02	2.1E-02	9.8E-03	7.4E-03	3.3E-04	1.18E-02	5.94E-03	2.74E-03	2.08E-03	9.14E-05	
1.42E-02	-	-	-	-	-	-	8.2E-03	4.1E-03	2.0E-03	1.4E-03	6.5E-05	4.58E-03	2.31E-03	1.19E-03	8.04E-04	3.95E-05	
1.80E-02	-	-	-	-	-	-	1.0E-02	5.2E-03	2.4E-03	1.8E-03	8.2E-05	5.35E-03	2.68E-03	1.37E-03	9.38E-04	4.55E-05	
2.38E-02	-	-	-	-	-	-	1.4E-02	6.9E-03	3.2E-03	2.4E-03	1.1E-04	6.38E-03	3.20E-03	1.60E-03	1.12E-03	5.34E-05	
3.42E-02	-	-	-	-	-	-	2.0E-02	9.9E-03	4.4E-03	3.5E-03	1.5E-04	7.88E-03	3.94E-03	1.93E-03	1.38E-03	6.42E-05	
5.00E-02	-	-	-	-	-	-	2.9E-02	1.5E-02	6.4E-03	5.1E-03	2.1E-04	1.03E-02	5.14E-03	2.40E-03	1.80E-03	8.00E-05	
5.74E-06	-	-	-	-	-	-	0.0E+00	4.9E-06	8.1E-07	0.0E+00	0.0E+00	0.00E+00	4.93E-06	0.00E+00	0.00E+00	0.00E+00	
3.47E-05	-	-	-	-	-	-	0.0E+00	3.0E-05	4.9E-06	0.0E+00	0.0E+00	0.00E+00	2.99E-05	0.00E+00	0.00E+00	0.00E+00	
2.69E-05	-	-	-	-	-	-	0.0E+00	2.3E-05	3.8E-06	0.0E+00	0.0E+00	0.00E+00	2.31E-05	0.00E+00	0.00E+00	0.00E+00	
2.13E-05	-	-	-	-	-	-	0.0E+00	1.8E-05	3.0E-06	0.0E+00	0.0E+00	0.00E+00	1.83E-05	0.00E+00	0.00E+00	0.00E+00	
1.66E-05	-	-	-	-	-	-	0.0E+00	1.4E-05	2.3E-06	0.0E+00	0.0E+00	0.00E+00	1.43E-05	0.00E+00	0.00E+00	0.00E+00	
1.36E-05	-	-	-	-	-	-	0.0E+00	1.2E-05	1.9E-06	0.0E+00	0.0E+00	0.00E+00	1.17E-05	0.00E+00	0.00E+00	0.00E+00	
1.13E-05	-	-	-	-	-	-	0.0E+00	9.7E-06	1.6E-06	0.0E+00	0.0E+00	0.00E+00	9.74E-06	0.00E+00	0.00E+00	0.00E+00	
9.32E-06	-	-	-	-	-	-	0.0E+00	8.0E-06	1.3E-06	0.0E+00	0.0E+00	0.00E+00	8.01E-06	0.00E+00	0.00E+00	0.00E+00	
7.78E-06	-	-	-	-	-	-	0.0E+00	6.7E-06	1.1E-06	0.0E+00	0.0E+00	0.00E+00	6.69E-06	0.00E+00	0.00E+00	0.00E+00	
6.59E-06	-	-	-	-	-	-	0.0E+00	5.7E-06	9.3E-07	0.0E+00	0.0E+00	0.00E+00	5.66E-06	0.00E+00	0.00E+00	0.00E+00	
5.61E-06	-	-	-	-	-	-	0.0E+00	4.8E-06	7.9E-07	0.0E+00	0.0E+00	0.00E+00	4.82E-06	0.00E+00	0.00E+00	0.00E+00	
4.78E-06	-	-	-	-	-	-	0.0E+00	4.1E-06	6.7E-07	0.0E+00	0.0E+00	0.00E+00	4.11E-06	0.00E+00	0.00E+00	0.00E+00	

Ventura Ranch

Unmitigated Chronic Risk Summary - Onsite Residential

	Chronic Non Cancer Risk																
	Phase 1						Phase 2					**Phase 3**					
Max Chronic	**Demo**	**Site Prep**	**Grading**	**BC**	**Paving**	**AC**	**Site Prep**	**Grading**	**BC**	**Paving**	**AC**	**Site Prep**	**Grading**	**BC**	**Paving**	**AC**	**Receptor**
4.11E-06	-	-	-	-	-	-	0.0E+00	3.5E-06	5.8E-07	0.0E+00	0.0E+00	0.00E+00	3.53E-06	0.00E+00	0.00E+00	0.00E+00	
3.57E-06	-	-	-	-	-	-	0.0E+00	3.1E-06	5.0E-07	0.0E+00	0.0E+00	0.00E+00	3.07E-06	0.00E+00	0.00E+00	0.00E+00	
3.10E-06	-	-	-	-	-	-	0.0E+00	2.7E-06	4.4E-07	0.0E+00	0.0E+00	0.00E+00	2.66E-06	0.00E+00	0.00E+00	0.00E+00	
2.75E-05	-	-	-	-	-	-	0.0E+00	2.4E-05	3.9E-06	0.0E+00	0.0E+00	0.00E+00	2.36E-05	0.00E+00	0.00E+00	0.00E+00	
2.22E-05	-	-	-	-	-	-	0.0E+00	1.9E-05	3.1E-06	0.0E+00	0.0E+00	0.00E+00	1.91E-05	0.00E+00	0.00E+00	0.00E+00	
1.81E-05	-	-	-	-	-	-	0.0E+00	1.6E-05	2.5E-06	0.0E+00	0.0E+00	0.00E+00	1.55E-05	0.00E+00	0.00E+00	0.00E+00	
1.42E-05	-	-	-	-	-	-	0.0E+00	1.2E-05	2.0E-06	0.0E+00	0.0E+00	0.00E+00	1.22E-05	0.00E+00	0.00E+00	0.00E+00	
1.20E-05	-	-	-	-	-	-	0.0E+00	1.0E-05	1.7E-06	0.0E+00	0.0E+00	0.00E+00	1.03E-05	0.00E+00	0.00E+00	0.00E+00	
1.03E-05	-	-	-	-	-	-	0.0E+00	8.8E-06	1.4E-06	0.0E+00	0.0E+00	0.00E+00	8.82E-06	0.00E+00	0.00E+00	0.00E+00	
8.27E-06	-	-	-	-	-	-	0.0E+00	7.1E-06	1.2E-06	0.0E+00	0.0E+00	0.00E+00	7.11E-06	0.00E+00	0.00E+00	0.00E+00	
7.11E-06	-	-	-	-	-	-	0.0E+00	6.1E-06	1.0E-06	0.0E+00	0.0E+00	0.00E+00	6.11E-06	0.00E+00	0.00E+00	0.00E+00	
6.24E-06	-	-	-	-	-	-	0.0E+00	5.4E-06	8.8E-07	0.0E+00	0.0E+00	0.00E+00	5.36E-06	0.00E+00	0.00E+00	0.00E+00	
5.37E-06	-	-	-	-	-	-	0.0E+00	4.6E-06	7.5E-07	0.0E+00	0.0E+00	0.00E+00	4.62E-06	0.00E+00	0.00E+00	0.00E+00	
4.69E-06	-	-	-	-	-	-	0.0E+00	4.0E-06	6.6E-07	0.0E+00	0.0E+00	0.00E+00	4.03E-06	0.00E+00	0.00E+00	0.00E+00	
4.14E-06	-	-	-	-	-	-	0.0E+00	3.6E-06	5.8E-07	0.0E+00	0.0E+00	0.00E+00	3.56E-06	0.00E+00	0.00E+00	0.00E+00	
3.63E-06	-	-	-	-	-	-	0.0E+00	3.1E-06	5.1E-07	0.0E+00	0.0E+00	0.00E+00	3.12E-06	0.00E+00	0.00E+00	0.00E+00	
3.18E-06	-	-	-	-	-	-	0.0E+00	2.7E-06	4.5E-07	0.0E+00	0.0E+00	0.00E+00	2.73E-06	0.00E+00	0.00E+00	0.00E+00	
2.80E-06	-	-	-	-	-	-	0.0E+00	2.4E-06	3.9E-07	0.0E+00	0.0E+00	0.00E+00	2.41E-06	0.00E+00	0.00E+00	0.00E+00	
2.45E-06	-	-	-	-	-	-	0.0E+00	2.1E-06	3.4E-07	0.0E+00	0.0E+00	0.00E+00	2.10E-06	0.00E+00	0.00E+00	0.00E+00	
2.26E-05	-	-	-	-	-	-	0.0E+00	1.9E-05	3.2E-06	0.0E+00	0.0E+00	0.00E+00	1.94E-05	0.00E+00	0.00E+00	0.00E+00	
1.89E-05	-	-	-	-	-	-	0.0E+00	1.6E-05	2.6E-06	0.0E+00	0.0E+00	0.00E+00	1.62E-05	0.00E+00	0.00E+00	0.00E+00	
1.56E-05	-	-	-	-	-	-	0.0E+00	1.3E-05	2.2E-06	0.0E+00	0.0E+00	0.00E+00	1.34E-05	0.00E+00	0.00E+00	0.00E+00	
1.23E-05	-	-	-	-	-	-	0.0E+00	1.1E-05	1.7E-06	0.0E+00	0.0E+00	0.00E+00	1.06E-05	0.00E+00	0.00E+00	0.00E+00	
1.08E-05	-	-	-	-	-	-	0.0E+00	9.3E-06	1.5E-06	0.0E+00	0.0E+00	0.00E+00	9.26E-06	0.00E+00	0.00E+00	0.00E+00	
9.26E-06	-	-	-	-	-	-	0.0E+00	8.0E-06	1.3E-06	0.0E+00	0.0E+00	0.00E+00	7.96E-06	0.00E+00	0.00E+00	0.00E+00	
7.52E-06	-	-	-	-	-	-	0.0E+00	6.5E-06	1.1E-06	0.0E+00	0.0E+00	0.00E+00	6.47E-06	0.00E+00	0.00E+00	0.00E+00	
6.61E-06	-	-	-	-	-	-	0.0E+00	5.7E-06	9.3E-07	0.0E+00	0.0E+00	0.00E+00	5.68E-06	0.00E+00	0.00E+00	0.00E+00	
5.85E-06	-	-	-	-	-	-	0.0E+00	5.0E-06	8.2E-07	0.0E+00	0.0E+00	0.00E+00	5.03E-06	0.00E+00	0.00E+00	0.00E+00	
5.01E-06	-	-	-	-	-	-	0.0E+00	4.3E-06	7.0E-07	0.0E+00	0.0E+00	0.00E+00	4.31E-06	0.00E+00	0.00E+00	0.00E+00	
4.43E-06	-	-	-	-	-	-	0.0E+00	3.8E-06	6.2E-07	0.0E+00	0.0E+00	0.00E+00	3.81E-06	0.00E+00	0.00E+00	0.00E+00	
4.00E-06	-	-	-	-	-	-	0.0E+00	3.4E-06	5.6E-07	0.0E+00	0.0E+00	0.00E+00	3.44E-06	0.00E+00	0.00E+00	0.00E+00	
3.52E-06	-	-	-	-	-	-	0.0E+00	3.0E-06	5.0E-07	0.0E+00	0.0E+00	0.00E+00	3.03E-06	0.00E+00	0.00E+00	0.00E+00	
3.10E-06	-	-	-	-	-	-	0.0E+00	2.7E-06	4.4E-07	0.0E+00	0.0E+00	0.00E+00	2.66E-06	0.00E+00	0.00E+00	0.00E+00	
2.82E-06	-	-	-	-	-	-	0.0E+00	2.4E-06	4.0E-07	0.0E+00	0.0E+00	0.00E+00	2.42E-06	0.00E+00	0.00E+00	0.00E+00	
2.49E-06	-	-	-	-	-	-	0.0E+00	2.1E-06	3.5E-07	0.0E+00	0.0E+00	0.00E+00	2.14E-06	0.00E+00	0.00E+00	0.00E+00	
1.92E-05	-	-	-	-	-	-	0.0E+00	1.6E-05	2.7E-06	0.0E+00	0.0E+00	0.00E+00	1.65E-05	0.00E+00	0.00E+00	0.00E+00	
1.64E-05	-	-	-	-	-	-	0.0E+00	1.4E-05	2.3E-06	0.0E+00	0.0E+00	0.00E+00	1.41E-05	0.00E+00	0.00E+00	0.00E+00	
1.37E-05	-	-	-	-	-	-	0.0E+00	1.2E-05	1.9E-06	0.0E+00	0.0E+00	0.00E+00	1.18E-05	0.00E+00	0.00E+00	0.00E+00	
1.09E-05	-	-	-	-	-	-	0.0E+00	9.4E-06	1.5E-06	0.0E+00	0.0E+00	0.00E+00	9.38E-06	0.00E+00	0.00E+00	0.00E+00	
9.67E-06	-	-	-	-	-	-	0.0E+00	8.3E-06	1.4E-06	0.0E+00	0.0E+00	0.00E+00	8.32E-06	0.00E+00	0.00E+00	0.00E+00	

Ventura Ranch

Unmitigated Chronic Risk Summary - Onsite Residential

							Chronic Non Cancer Risk										
							Phase 1					Phase 2					**Phase 3**					
Max Chronic	**Demo**	**Site Prep**	**Grading**	**BC**	**Paving**	**AC**	**Site Prep**	**Grading**	**BC**	**Paving**	**AC**	**Site Prep**	**Grading**	**BC**	**Paving**	**AC**	**Receptor**
8.40E-06	-	-	-	-	-	-	0.0E+00	7.2E-06	1.2E-06	0.0E+00	0.0E+00	0.00E+00	7.22E-06	0.00E+00	0.00E+00	0.00E+00	
6.90E-06	-	-	-	-	-	-	0.0E+00	5.9E-06	9.7E-07	0.0E+00	0.0E+00	0.00E+00	5.93E-06	0.00E+00	0.00E+00	0.00E+00	
6.12E-06	-	-	-	-	-	-	0.0E+00	5.3E-06	8.6E-07	0.0E+00	0.0E+00	0.00E+00	5.26E-06	0.00E+00	0.00E+00	0.00E+00	
5.48E-06	-	-	-	-	-	-	0.0E+00	4.7E-06	7.7E-07	0.0E+00	0.0E+00	0.00E+00	4.71E-06	0.00E+00	0.00E+00	0.00E+00	
4.73E-06	-	-	-	-	-	-	0.0E+00	4.1E-06	6.6E-07	0.0E+00	0.0E+00	0.00E+00	4.07E-06	0.00E+00	0.00E+00	0.00E+00	
4.21E-06	-	-	-	-	-	-	0.0E+00	3.6E-06	5.9E-07	0.0E+00	0.0E+00	0.00E+00	3.62E-06	0.00E+00	0.00E+00	0.00E+00	
3.84E-06	-	-	-	-	-	-	0.0E+00	3.3E-06	5.4E-07	0.0E+00	0.0E+00	0.00E+00	3.30E-06	0.00E+00	0.00E+00	0.00E+00	
3.40E-06	-	-	-	-	-	-	0.0E+00	2.9E-06	4.8E-07	0.0E+00	0.0E+00	0.00E+00	2.92E-06	0.00E+00	0.00E+00	0.00E+00	
2.99E-06	-	-	-	-	-	-	0.0E+00	2.6E-06	4.2E-07	0.0E+00	0.0E+00	0.00E+00	2.57E-06	0.00E+00	0.00E+00	0.00E+00	
2.74E-06	-	-	-	-	-	-	0.0E+00	2.4E-06	3.8E-07	0.0E+00	0.0E+00	0.00E+00	2.36E-06	0.00E+00	0.00E+00	0.00E+00	
2.45E-06	-	-	-	-	-	-	0.0E+00	2.1E-06	3.4E-07	0.0E+00	0.0E+00	0.00E+00	2.11E-06	0.00E+00	0.00E+00	0.00E+00	
1.67E-05	-	-	-	-	-	-	0.0E+00	1.4E-05	2.3E-06	0.0E+00	0.0E+00	0.00E+00	1.43E-05	0.00E+00	0.00E+00	0.00E+00	
1.45E-05	-	-	-	-	-	-	0.0E+00	1.2E-05	2.0E-06	0.0E+00	0.0E+00	0.00E+00	1.24E-05	0.00E+00	0.00E+00	0.00E+00	
1.22E-05	-	-	-	-	-	-	0.0E+00	1.0E-05	1.7E-06	0.0E+00	0.0E+00	0.00E+00	1.05E-05	0.00E+00	0.00E+00	0.00E+00	
9.78E-06	-	-	-	-	-	-	0.0E+00	8.4E-06	1.4E-06	0.0E+00	0.0E+00	0.00E+00	8.40E-06	0.00E+00	0.00E+00	0.00E+00	
8.71E-06	-	-	-	-	-	-	0.0E+00	7.5E-06	1.2E-06	0.0E+00	0.0E+00	0.00E+00	7.49E-06	0.00E+00	0.00E+00	0.00E+00	
7.65E-06	-	-	-	-	-	-	0.0E+00	6.6E-06	1.1E-06	0.0E+00	0.0E+00	0.00E+00	6.58E-06	0.00E+00	0.00E+00	0.00E+00	
6.36E-06	-	-	-	-	-	-	0.0E+00	5.5E-06	8.9E-07	0.0E+00	0.0E+00	0.00E+00	5.47E-06	0.00E+00	0.00E+00	0.00E+00	
5.66E-06	-	-	-	-	-	-	0.0E+00	4.9E-06	8.0E-07	0.0E+00	0.0E+00	0.00E+00	4.87E-06	0.00E+00	0.00E+00	0.00E+00	
5.10E-06	-	-	-	-	-	-	0.0E+00	4.4E-06	7.2E-07	0.0E+00	0.0E+00	0.00E+00	4.38E-06	0.00E+00	0.00E+00	0.00E+00	
4.44E-06	-	-	-	-	-	-	0.0E+00	3.8E-06	6.2E-07	0.0E+00	0.0E+00	0.00E+00	3.81E-06	0.00E+00	0.00E+00	0.00E+00	
3.96E-06	-	-	-	-	-	-	0.0E+00	3.4E-06	5.6E-07	0.0E+00	0.0E+00	0.00E+00	3.40E-06	0.00E+00	0.00E+00	0.00E+00	
3.63E-06	-	-	-	-	-	-	0.0E+00	3.1E-06	5.1E-07	0.0E+00	0.0E+00	0.00E+00	3.12E-06	0.00E+00	0.00E+00	0.00E+00	
3.24E-06	-	-	-	-	-	-	0.0E+00	2.8E-06	4.6E-07	0.0E+00	0.0E+00	0.00E+00	2.79E-06	0.00E+00	0.00E+00	0.00E+00	
2.85E-06	-	-	-	-	-	-	0.0E+00	2.5E-06	4.0E-07	0.0E+00	0.0E+00	0.00E+00	2.45E-06	0.00E+00	0.00E+00	0.00E+00	
2.63E-06	-	-	-	-	-	-	0.0E+00	2.3E-06	3.7E-07	0.0E+00	0.0E+00	0.00E+00	2.26E-06	0.00E+00	0.00E+00	0.00E+00	
2.37E-06	-	-	-	-	-	-	0.0E+00	2.0E-06	3.3E-07	0.0E+00	0.0E+00	0.00E+00	2.04E-06	0.00E+00	0.00E+00	0.00E+00	
1.49E-05	-	-	-	-	-	-	0.0E+00	1.3E-05	2.1E-06	0.0E+00	0.0E+00	0.00E+00	1.28E-05	0.00E+00	0.00E+00	0.00E+00	
1.30E-05	-	-	-	-	-	-	0.0E+00	1.1E-05	1.8E-06	0.0E+00	0.0E+00	0.00E+00	1.11E-05	0.00E+00	0.00E+00	0.00E+00	
1.10E-05	-	-	-	-	-	-	0.0E+00	9.5E-06	1.5E-06	0.0E+00	0.0E+00	0.00E+00	9.45E-06	0.00E+00	0.00E+00	0.00E+00	
8.82E-06	-	-	-	-	-	-	0.0E+00	7.6E-06	1.2E-06	0.0E+00	0.0E+00	0.00E+00	7.58E-06	0.00E+00	0.00E+00	0.00E+00	
7.89E-06	-	-	-	-	-	-	0.0E+00	6.8E-06	1.1E-06	0.0E+00	0.0E+00	0.00E+00	6.78E-06	0.00E+00	0.00E+00	0.00E+00	
7.00E-06	-	-	-	-	-	-	0.0E+00	6.0E-06	9.8E-07	0.0E+00	0.0E+00	0.00E+00	6.02E-06	0.00E+00	0.00E+00	0.00E+00	
5.84E-06	-	-	-	-	-	-	0.0E+00	5.0E-06	8.2E-07	0.0E+00	0.0E+00	0.00E+00	5.02E-06	0.00E+00	0.00E+00	0.00E+00	
5.22E-06	-	-	-	-	-	-	0.0E+00	4.5E-06	7.3E-07	0.0E+00	0.0E+00	0.00E+00	4.49E-06	0.00E+00	0.00E+00	0.00E+00	
4.74E-06	-	-	-	-	-	-	0.0E+00	4.1E-06	6.7E-07	0.0E+00	0.0E+00	0.00E+00	4.07E-06	0.00E+00	0.00E+00	0.00E+00	
4.16E-06	-	-	-	-	-	-	0.0E+00	3.6E-06	5.8E-07	0.0E+00	0.0E+00	0.00E+00	3.58E-06	0.00E+00	0.00E+00	0.00E+00	
3.73E-06	-	-	-	-	-	-	0.0E+00	3.2E-06	5.2E-07	0.0E+00	0.0E+00	0.00E+00	3.20E-06	0.00E+00	0.00E+00	0.00E+00	
3.44E-06	-	-	-	-	-	-	0.0E+00	3.0E-06	4.8E-07	0.0E+00	0.0E+00	0.00E+00	2.96E-06	0.00E+00	0.00E+00	0.00E+00	
3.09E-06	-	-	-	-	-	-	0.0E+00	2.7E-06	4.3E-07	0.0E+00	0.0E+00	0.00E+00	2.66E-06	0.00E+00	0.00E+00	0.00E+00	

Ventura Ranch

Unmitigated Chronic Risk Summary - Onsite Residential

	Chronic Non Cancer Risk																
	Phase 1						Phase 2					**Phase 3**					
Max Chronic	**Demo**	**Site Prep**	**Grading**	**BC**	**Paving**	**AC**	**Site Prep**	**Grading**	**BC**	**Paving**	**AC**	**Site Prep**	**Grading**	**BC**	**Paving**	**AC**	**Receptor**
2.70E-06	-	-	-	-	-	-	0.0E+00	2.3E-06	3.8E-07	0.0E+00	0.0E+00	0.00E+00	2.32E-06	0.00E+00	0.00E+00	0.00E+00	

Ventura Ranch

Unmitigated - - Emissions

Construction	**PM10**
	Unmitigated lbs/day
P1 - Demolition	0.84
P1- Site Preparation	1.24
P1- Grading	0.65
P1- Building Construction	0.38
P1- Paving	0.3
P1- Architectural Coating	0.02
P2 (off) - Site Preparation	1.14
P2 (off) - Grading	0.57
P2 (off) - Building Construction	0.3
P2 (off) - Paving	0.2
P2 (off) - Architectural Coating	0.01
P2 (on) - Site Preparation	1.14
P2 (on) - Grading	0.57
P2 (on) - Building Construction	0.3
P2 (on) - Paving	0.2
P2 (on) - Architectural Coating	0.01
P3 (off) - Site Preparation	**1.07**
P3 (off) - Grading	**0.51**
P3 (off) - Building Construction	**0.26**
P3 (off) - Paving	**0.21**
P3 (off) - Architectural Coating	**0.01**
P3 (on) - Site Preparation	**1.07**
P3 (on) - Grading	**0.51**
P3 (on) - Building Construction	**0.26**
P3 (on) - Paving	**0.21**
P3 (on) - Architectural Coating	**0.01**

Haul Trucks	lbs/day	gr/day	Miles/day	gr/mile
P1 Haul -Demo	0.005	2.26796185	**17.6**	0.128861469
P1 Haul - Grading	0.06	27.2155422	20	1.36077711
P1 Haul - BC	0.005	2.26796185	10.2	0.222349201
P2 Haul - Grading	0.06	27.2155422	20	1.36077711
P2 Haul - BC	0.005	2.26796185	10.2	0.222349201
P2 Haul - Grading	**0.06**	**27.2155422**	**20**	**1.36077711**
P2 Haul - BC	**0.005**	**2.26796185**	**10.2**	**0.222349201**

Ventura Ranch
P1 - Demolition

		Cancer Risk from 3rd Trimester								
Receptor #	Conc	g/sec	Cair	Dose Constant	Dose	ED	Risk Constant	Risk	Constant 2	Risk/ Million
1	4.10007	1.06E-02	4.3E-02	3.46E-04	1.50E-05	0.04	1.57E-01	9.05E-08	1.0E+06	9.1E-02
2	3.2471	1.06E-02	3.4E-02	3.46E-04	1.19E-05	0.04	1.57E-01	7.17E-08	1.0E+06	7.2E-02
3	2.52198	1.06E-02	2.7E-02	3.46E-04	9.24E-06	0.04	1.57E-01	5.57E-08	1.0E+06	5.6E-02
4	1.93552	1.06E-02	2.0E-02	3.46E-04	7.09E-06	0.04	1.57E-01	4.27E-08	1.0E+06	4.3E-02
5	1.47392	1.06E-02	1.6E-02	3.46E-04	5.40E-06	0.04	1.57E-01	3.25E-08	1.0E+06	3.3E-02
6	1.12473	1.06E-02	1.2E-02	3.46E-04	4.12E-06	0.04	1.57E-01	2.48E-08	1.0E+06	2.5E-02
7	0.87138	1.06E-02	9.2E-03	3.46E-04	3.19E-06	0.04	1.57E-01	1.92E-08	1.0E+06	1.9E-02
8	0.68878	1.06E-02	7.3E-03	3.46E-04	2.52E-06	0.04	1.57E-01	1.52E-08	1.0E+06	1.5E-02
9	0.55718	1.06E-02	5.9E-03	3.46E-04	2.04E-06	0.04	1.57E-01	1.23E-08	1.0E+06	1.2E-02
10	0.4166	1.06E-02	4.4E-03	3.46E-04	1.53E-06	0.04	1.57E-01	9.20E-09	1.0E+06	9.2E-03
11	0.35802	1.06E-02	3.8E-03	3.46E-04	1.31E-06	0.04	1.57E-01	7.91E-09	1.0E+06	7.9E-03
12	0.31603	1.06E-02	3.3E-03	3.46E-04	1.16E-06	0.04	1.57E-01	6.98E-09	1.0E+06	7.0E-03
13	0.2839	1.06E-02	3.0E-03	3.46E-04	1.04E-06	0.04	1.57E-01	6.27E-09	1.0E+06	6.3E-03
14	0.25733	1.06E-02	2.7E-03	3.46E-04	9.43E-07	0.04	1.57E-01	5.68E-09	1.0E+06	5.7E-03
15	0.23595	1.06E-02	2.5E-03	3.46E-04	8.64E-07	0.04	1.57E-01	5.21E-09	1.0E+06	5.2E-03
16	0.21768	1.06E-02	2.3E-03	3.46E-04	7.98E-07	0.04	1.57E-01	4.81E-09	1.0E+06	4.8E-03
17	0.1882	1.06E-02	2.0E-03	3.46E-04	6.90E-07	0.04	1.57E-01	4.16E-09	1.0E+06	4.2E-03
18	0.17629	1.06E-02	1.9E-03	3.46E-04	6.46E-07	0.04	1.57E-01	3.89E-09	1.0E+06	3.9E-03
19	0.15719	1.06E-02	1.7E-03	3.46E-04	5.76E-07	0.04	1.57E-01	3.47E-09	1.0E+06	3.5E-03
20	0.14534	1.06E-02	1.5E-03	3.46E-04	5.32E-07	0.04	1.57E-01	3.21E-09	1.0E+06	3.2E-03
21	0.13202	1.06E-02	1.4E-03	3.46E-04	4.84E-07	0.04	1.57E-01	2.92E-09	1.0E+06	2.9E-03
22	0.86669	1.06E-02	9.2E-03	3.46E-04	3.18E-06	0.04	1.57E-01	1.91E-08	1.0E+06	1.9E-02
23	0.68391	1.06E-02	7.2E-03	3.46E-04	2.51E-06	0.04	1.57E-01	1.51E-08	1.0E+06	1.5E-02
24	0.5558	1.06E-02	5.9E-03	3.46E-04	2.04E-06	0.04	1.57E-01	1.23E-08	1.0E+06	1.2E-02
25	0.4238	1.06E-02	4.5E-03	3.46E-04	1.55E-06	0.04	1.57E-01	9.36E-09	1.0E+06	9.4E-03
26	0.3691	1.06E-02	3.9E-03	3.46E-04	1.35E-06	0.04	1.57E-01	8.15E-09	1.0E+06	8.2E-03
27	0.32781	1.06E-02	3.5E-03	3.46E-04	1.20E-06	0.04	1.57E-01	7.24E-09	1.0E+06	7.2E-03
28	0.29487	1.06E-02	3.1E-03	3.46E-04	1.08E-06	0.04	1.57E-01	6.51E-09	1.0E+06	6.5E-03
29	0.26889	1.06E-02	2.8E-03	3.46E-04	9.85E-07	0.04	1.57E-01	5.94E-09	1.0E+06	5.9E-03
30	0.25022	1.06E-02	2.6E-03	3.46E-04	9.17E-07	0.04	1.57E-01	5.53E-09	1.0E+06	5.5E-03
31	0.2163	1.06E-02	2.3E-03	3.46E-04	7.92E-07	0.04	1.57E-01	4.78E-09	1.0E+06	4.8E-03

Ventura Ranch
P1 - Demolition

							Cancer Risk from 3rd Trimester			
Receptor #	Conc	g/sec	Cair	Dose Constant	Dose	ED	Risk Constant	Risk	Constant 2	Risk/ Million
32	0.17243	1.06E-02	1.8E-03	3.46E-04	6.32E-07	0.04	1.57E-01	3.81E-09	1.0E+06	3.8E-03
33	0.16559	1.06E-02	1.8E-03	3.46E-04	6.07E-07	0.04	1.57E-01	3.66E-09	1.0E+06	3.7E-03
34	0.164	1.06E-02	1.7E-03	3.46E-04	6.01E-07	0.04	1.57E-01	3.62E-09	1.0E+06	3.6E-03
35	0.29226	1.06E-02	3.1E-03	3.46E-04	1.07E-06	0.04	1.57E-01	6.45E-09	1.0E+06	6.5E-03
36	0.26222	1.06E-02	2.8E-03	3.46E-04	9.61E-07	0.04	1.57E-01	5.79E-09	1.0E+06	5.8E-03
37	12.90155	1.06E-02	1.4E-01	3.46E-04	4.73E-05	0.04	1.57E-01	2.85E-07	1.0E+06	2.8E-01
38	12.49636	1.06E-02	1.3E-01	3.46E-04	4.58E-05	0.04	1.57E-01	2.76E-07	1.0E+06	2.8E-01
39	11.28935	1.06E-02	1.2E-01	3.46E-04	4.14E-05	0.04	1.57E-01	2.49E-07	1.0E+06	2.5E-01
40	9.58715	1.06E-02	1.0E-01	3.46E-04	3.51E-05	0.04	1.57E-01	2.12E-07	1.0E+06	2.1E-01
41	15.0217	1.06E-02	1.6E-01	3.46E-04	5.50E-05	0.04	1.57E-01	3.32E-07	1.0E+06	3.3E-01
42	14.68583	1.06E-02	1.6E-01	3.46E-04	5.38E-05	0.04	1.57E-01	3.24E-07	1.0E+06	3.2E-01
43	13.27368	1.06E-02	1.4E-01	3.46E-04	4.86E-05	0.04	1.57E-01	2.93E-07	1.0E+06	2.9E-01
44	11.19488	1.06E-02	1.2E-01	3.46E-04	4.10E-05	0.04	1.57E-01	2.47E-07	1.0E+06	2.5E-01
45	8.82986	1.06E-02	9.3E-02	3.46E-04	3.24E-05	0.04	1.57E-01	1.95E-07	1.0E+06	1.9E-01
46	0.65086	1.06E-02	6.9E-03	3.46E-04	2.38E-06	0.04	1.57E-01	1.44E-08	1.0E+06	1.4E-02
47	0.56211	1.06E-02	5.9E-03	3.46E-04	2.06E-06	0.04	1.57E-01	1.24E-08	1.0E+06	1.2E-02
48	17.44601	1.06E-02	1.8E-01	3.46E-04	6.39E-05	0.04	1.57E-01	3.85E-07	1.0E+06	3.9E-01
49	15.86528	1.06E-02	1.7E-01	3.46E-04	5.81E-05	0.04	1.57E-01	3.50E-07	1.0E+06	3.5E-01
50	13.22338	1.06E-02	1.4E-01	3.46E-04	4.84E-05	0.04	1.57E-01	2.92E-07	1.0E+06	2.9E-01
51	10.11832	1.06E-02	1.1E-01	3.46E-04	3.71E-05	0.04	1.57E-01	2.23E-07	1.0E+06	2.2E-01
52	0.68575	1.06E-02	7.3E-03	3.46E-04	2.51E-06	0.04	1.57E-01	1.51E-08	1.0E+06	1.5E-02
53	0.59674	1.06E-02	6.3E-03	3.46E-04	2.19E-06	0.04	1.57E-01	1.32E-08	1.0E+06	1.3E-02
54	0.53136	1.06E-02	5.6E-03	3.46E-04	1.95E-06	0.04	1.57E-01	1.17E-08	1.0E+06	1.2E-02
55	19.01317	1.06E-02	2.0E-01	3.46E-04	6.97E-05	0.04	1.57E-01	4.20E-07	1.0E+06	4.2E-01
56	15.73201	1.06E-02	1.7E-01	3.46E-04	5.76E-05	0.04	1.57E-01	3.47E-07	1.0E+06	3.5E-01
57	11.70467	1.06E-02	1.2E-01	3.46E-04	4.29E-05	0.04	1.57E-01	2.58E-07	1.0E+06	2.6E-01
58	8.00672	1.06E-02	8.5E-02	3.46E-04	2.93E-05	0.04	1.57E-01	1.77E-07	1.0E+06	1.8E-01
59	0.7321	1.06E-02	7.7E-03	3.46E-04	2.68E-06	0.04	1.57E-01	1.62E-08	1.0E+06	1.6E-02
60	0.64033	1.06E-02	6.8E-03	3.46E-04	2.35E-06	0.04	1.57E-01	1.41E-08	1.0E+06	1.4E-02
61	0.56809	1.06E-02	6.0E-03	3.46E-04	2.08E-06	0.04	1.57E-01	1.25E-08	1.0E+06	1.3E-02
62	0.79016	1.06E-02	8.4E-03	3.46E-04	2.89E-06	0.04	1.57E-01	1.74E-08	1.0E+06	1.7E-02

Ventura Ranch
P1 - Demolition

		Cancer Risk from 3rd Trimester								
Receptor #	Conc	g/sec	Cair	Dose Constant	Dose	ED	Risk Constant	Risk	Constant 2	Risk/ Million
63	0.69064	1.06E-02	7.3E-03	3.46E-04	2.53E-06	0.04	1.57E-01	1.53E-08	1.0E+06	1.5E-02
64	0.60876	1.06E-02	6.4E-03	3.46E-04	2.23E-06	0.04	1.57E-01	1.34E-08	1.0E+06	1.3E-02
65	0.75026	1.06E-02	7.9E-03	3.46E-04	2.75E-06	0.04	1.57E-01	1.66E-08	1.0E+06	1.7E-02
66	42.80084	1.06E-02	4.5E-01	3.46E-04	1.57E-04	0.04	1.57E-01	9.45E-07	1.0E+06	9.5E-01
67	39.95985	1.06E-02	4.2E-01	3.46E-04	1.46E-04	0.04	1.57E-01	8.82E-07	1.0E+06	8.8E-01
68	0.34144	1.06E-02	3.6E-03	3.46E-04	1.25E-06	0.04	1.57E-01	7.54E-09	1.0E+06	7.5E-03
69	0.2951	1.06E-02	3.1E-03	3.46E-04	1.08E-06	0.04	1.57E-01	6.52E-09	1.0E+06	6.5E-03
70	0.26119	1.06E-02	2.8E-03	3.46E-04	9.57E-07	0.04	1.57E-01	5.77E-09	1.0E+06	5.8E-03
71	0.2373	1.06E-02	2.5E-03	3.46E-04	8.69E-07	0.04	1.57E-01	5.24E-09	1.0E+06	5.2E-03
72	58.91854	1.06E-02	6.2E-01	3.46E-04	2.16E-04	0.04	1.57E-01	1.30E-06	1.0E+06	1.3E+00
73	54.97428	1.06E-02	5.8E-01	3.46E-04	2.01E-04	0.04	1.57E-01	1.21E-06	1.0E+06	1.2E+00
74	0.4303	1.06E-02	4.6E-03	3.46E-04	1.58E-06	0.04	1.57E-01	9.50E-09	1.0E+06	9.5E-03
75	0.38083	1.06E-02	4.0E-03	3.46E-04	1.40E-06	0.04	1.57E-01	8.41E-09	1.0E+06	8.4E-03
76	0.33087	1.06E-02	3.5E-03	3.46E-04	1.21E-06	0.04	1.57E-01	7.31E-09	1.0E+06	7.3E-03
77	0.29265	1.06E-02	3.1E-03	3.46E-04	1.07E-06	0.04	1.57E-01	6.46E-09	1.0E+06	6.5E-03
78	0.2707	1.06E-02	2.9E-03	3.46E-04	9.92E-07	0.04	1.57E-01	5.98E-09	1.0E+06	6.0E-03
79	85.92715	1.06E-02	9.1E-01	3.46E-04	3.15E-04	0.04	1.57E-01	1.90E-06	1.0E+06	1.9E+00
80	80.05652	1.06E-02	8.5E-01	3.46E-04	2.93E-04	0.04	1.57E-01	1.77E-06	1.0E+06	1.8E+00
81	0.48876	1.06E-02	5.2E-03	3.46E-04	1.79E-06	0.04	1.57E-01	1.08E-08	1.0E+06	1.1E-02
82	0.43935	1.06E-02	4.7E-03	3.46E-04	1.61E-06	0.04	1.57E-01	9.70E-09	1.0E+06	9.7E-03
83	0.40093	1.06E-02	4.2E-03	3.46E-04	1.47E-06	0.04	1.57E-01	8.85E-09	1.0E+06	8.9E-03
84	0.3751	1.06E-02	4.0E-03	3.46E-04	1.37E-06	0.04	1.57E-01	8.28E-09	1.0E+06	8.3E-03
85	0.33335	1.06E-02	3.5E-03	3.46E-04	1.22E-06	0.04	1.57E-01	7.36E-09	1.0E+06	7.4E-03
86	135.5664	1.06E-02	1.4E+00	3.46E-04	4.97E-04	0.04	1.57E-01	2.99E-06	1.0E+06	3.0E+00
87	129.8007	1.06E-02	1.4E+00	3.46E-04	4.76E-04	0.04	1.57E-01	2.87E-06	1.0E+06	2.9E+00
88	0.53267	1.06E-02	5.6E-03	3.46E-04	1.95E-06	0.04	1.57E-01	1.18E-08	1.0E+06	1.2E-02
89	2.5445	1.06E-02	2.7E-02	3.46E-04	9.32E-06	0.04	1.57E-01	5.62E-08	1.0E+06	5.6E-02
90	1.56175	1.06E-02	1.7E-02	3.46E-04	5.72E-06	0.04	1.57E-01	3.45E-08	1.0E+06	3.4E-02
91	1.93966	1.06E-02	2.1E-02	3.46E-04	7.11E-06	0.04	1.57E-01	4.28E-08	1.0E+06	4.3E-02
92	2.43192	1.06E-02	2.6E-02	3.46E-04	8.91E-06	0.04	1.57E-01	5.37E-08	1.0E+06	5.4E-02
93	1.268	1.06E-02	1.3E-02	3.46E-04	4.65E-06	0.04	1.57E-01	2.80E-08	1.0E+06	2.8E-02

Ventura Ranch
P1 - Demolition

							Cancer Risk from 3rd Trimester			
Receptor #	Conc	g/sec	Cair	Dose Constant	Dose	ED	Risk Constant	Risk	Constant 2	Risk/ Million
94	1.52963	1.06E-02	1.6E-02	3.46E-04	5.60E-06	0.04	1.57E-01	3.38E-08	1.0E+06	3.4E-02
95	1.85449	1.06E-02	2.0E-02	3.46E-04	6.79E-06	0.04	1.57E-01	4.10E-08	1.0E+06	4.1E-02
96	2.2446	1.06E-02	2.4E-02	3.46E-04	8.22E-06	0.04	1.57E-01	4.96E-08	1.0E+06	5.0E-02
97	2.59418	1.06E-02	2.7E-02	3.46E-04	9.50E-06	0.04	1.57E-01	5.73E-08	1.0E+06	5.7E-02
98	2.91761	1.06E-02	3.1E-02	3.46E-04	1.07E-05	0.04	1.57E-01	6.44E-08	1.0E+06	6.4E-02
99	1.04878	1.06E-02	1.1E-02	3.46E-04	3.84E-06	0.04	1.57E-01	2.32E-08	1.0E+06	2.3E-02
100	1.23553	1.06E-02	1.3E-02	3.46E-04	4.53E-06	0.04	1.57E-01	2.73E-08	1.0E+06	2.7E-02
101	1.46033	1.06E-02	1.5E-02	3.46E-04	5.35E-06	0.04	1.57E-01	3.22E-08	1.0E+06	3.2E-02
102	1.72341	1.06E-02	1.8E-02	3.46E-04	6.31E-06	0.04	1.57E-01	3.81E-08	1.0E+06	3.8E-02
103	1.96944	1.06E-02	2.1E-02	3.46E-04	7.22E-06	0.04	1.57E-01	4.35E-08	1.0E+06	4.3E-02
104	2.21281	1.06E-02	2.3E-02	3.46E-04	8.11E-06	0.04	1.57E-01	4.89E-08	1.0E+06	4.9E-02
105	2.44772	1.06E-02	2.6E-02	3.46E-04	8.97E-06	0.04	1.57E-01	5.41E-08	1.0E+06	5.4E-02
106	2.62589	1.06E-02	2.8E-02	3.46E-04	9.62E-06	0.04	1.57E-01	5.80E-08	1.0E+06	5.8E-02
107	2.84323	1.06E-02	3.0E-02	3.46E-04	1.04E-05	0.04	1.57E-01	6.28E-08	1.0E+06	6.3E-02
108	3.04933	1.06E-02	3.2E-02	3.46E-04	1.12E-05	0.04	1.57E-01	6.73E-08	1.0E+06	6.7E-02
109	0.8808	1.06E-02	9.3E-03	3.46E-04	3.23E-06	0.04	1.57E-01	1.95E-08	1.0E+06	1.9E-02
110	1.01791	1.06E-02	1.1E-02	3.46E-04	3.73E-06	0.04	1.57E-01	2.25E-08	1.0E+06	2.2E-02
111	1.17954	1.06E-02	1.2E-02	3.46E-04	4.32E-06	0.04	1.57E-01	2.60E-08	1.0E+06	2.6E-02
112	1.32907	1.06E-02	1.4E-02	3.46E-04	4.87E-06	0.04	1.57E-01	2.93E-08	1.0E+06	2.9E-02
113	1.51253	1.06E-02	1.6E-02	3.46E-04	5.54E-06	0.04	1.57E-01	3.34E-08	1.0E+06	3.3E-02
114	1.706	1.06E-02	1.8E-02	3.46E-04	6.25E-06	0.04	1.57E-01	3.77E-08	1.0E+06	3.8E-02
115	1.87428	1.06E-02	2.0E-02	3.46E-04	6.87E-06	0.04	1.57E-01	4.14E-08	1.0E+06	4.1E-02
116	2.00073	1.06E-02	2.1E-02	3.46E-04	7.33E-06	0.04	1.57E-01	4.42E-08	1.0E+06	4.4E-02
117	2.15114	1.06E-02	2.3E-02	3.46E-04	7.88E-06	0.04	1.57E-01	4.75E-08	1.0E+06	4.8E-02
118	2.28558	1.06E-02	2.4E-02	3.46E-04	8.37E-06	0.04	1.57E-01	5.05E-08	1.0E+06	5.0E-02
119	2.39859	1.06E-02	2.5E-02	3.46E-04	8.79E-06	0.04	1.57E-01	5.30E-08	1.0E+06	5.3E-02
120	2.4953	1.06E-02	2.6E-02	3.46E-04	9.14E-06	0.04	1.57E-01	5.51E-08	1.0E+06	5.5E-02
121	2.58784	1.06E-02	2.7E-02	3.46E-04	9.48E-06	0.04	1.57E-01	5.71E-08	1.0E+06	5.7E-02
122	2.65452	1.06E-02	2.8E-02	3.46E-04	9.73E-06	0.04	1.57E-01	5.86E-08	1.0E+06	5.9E-02
123	0.74804	1.06E-02	7.9E-03	3.46E-04	2.74E-06	0.04	1.57E-01	1.65E-08	1.0E+06	1.7E-02
124	0.85283	1.06E-02	9.0E-03	3.46E-04	3.12E-06	0.04	1.57E-01	1.88E-08	1.0E+06	1.9E-02

Ventura Ranch
P1 - Demolition

		Cancer Risk from 3rd Trimester								
Receptor #	Conc	g/sec	Cair	Dose Constant	Dose	ED	Risk Constant	Risk	Constant 2	Risk/ Million
125	0.97168	1.06E-02	1.0E-02	3.46E-04	3.56E-06	0.04	1.57E-01	2.15E-08	1.0E+06	2.1E-02
126	1.06587	1.06E-02	1.1E-02	3.46E-04	3.91E-06	0.04	1.57E-01	2.35E-08	1.0E+06	2.4E-02
127	1.20338	1.06E-02	1.3E-02	3.46E-04	4.41E-06	0.04	1.57E-01	2.66E-08	1.0E+06	2.7E-02
128	1.34295	1.06E-02	1.4E-02	3.46E-04	4.92E-06	0.04	1.57E-01	2.97E-08	1.0E+06	3.0E-02
129	1.41299	1.06E-02	1.5E-02	3.46E-04	5.18E-06	0.04	1.57E-01	3.12E-08	1.0E+06	3.1E-02
130	1.53063	1.06E-02	1.6E-02	3.46E-04	5.61E-06	0.04	1.57E-01	3.38E-08	1.0E+06	3.4E-02
131	1.65881	1.06E-02	1.8E-02	3.46E-04	6.08E-06	0.04	1.57E-01	3.66E-08	1.0E+06	3.7E-02
132	1.76026	1.06E-02	1.9E-02	3.46E-04	6.45E-06	0.04	1.57E-01	3.89E-08	1.0E+06	3.9E-02
133	1.85759	1.06E-02	2.0E-02	3.46E-04	6.81E-06	0.04	1.57E-01	4.10E-08	1.0E+06	4.1E-02
134	1.95212	1.06E-02	2.1E-02	3.46E-04	7.15E-06	0.04	1.57E-01	4.31E-08	1.0E+06	4.3E-02
135	2.0236	1.06E-02	2.1E-02	3.46E-04	7.41E-06	0.04	1.57E-01	4.47E-08	1.0E+06	4.5E-02
136	2.08049	1.06E-02	2.2E-02	3.46E-04	7.62E-06	0.04	1.57E-01	4.59E-08	1.0E+06	4.6E-02
137	2.13258	1.06E-02	2.3E-02	3.46E-04	7.81E-06	0.04	1.57E-01	4.71E-08	1.0E+06	4.7E-02
138	2.15709	1.06E-02	2.3E-02	3.46E-04	7.90E-06	0.04	1.57E-01	4.76E-08	1.0E+06	4.8E-02
139	0.63974	1.06E-02	6.8E-03	3.46E-04	2.34E-06	0.04	1.57E-01	1.41E-08	1.0E+06	1.4E-02
140	0.72456	1.06E-02	7.7E-03	3.46E-04	2.65E-06	0.04	1.57E-01	1.60E-08	1.0E+06	1.6E-02
141	0.80773	1.06E-02	8.5E-03	3.46E-04	2.96E-06	0.04	1.57E-01	1.78E-08	1.0E+06	1.8E-02
142	0.87872	1.06E-02	9.3E-03	3.46E-04	3.22E-06	0.04	1.57E-01	1.94E-08	1.0E+06	1.9E-02
143	0.9834	1.06E-02	1.0E-02	3.46E-04	3.60E-06	0.04	1.57E-01	2.17E-08	1.0E+06	2.2E-02
144	1.08288	1.06E-02	1.1E-02	3.46E-04	3.97E-06	0.04	1.57E-01	2.39E-08	1.0E+06	2.4E-02
145	1.12678	1.06E-02	1.2E-02	3.46E-04	4.13E-06	0.04	1.57E-01	2.49E-08	1.0E+06	2.5E-02
146	1.21648	1.06E-02	1.3E-02	3.46E-04	4.46E-06	0.04	1.57E-01	2.69E-08	1.0E+06	2.7E-02
147	1.31061	1.06E-02	1.4E-02	3.46E-04	4.80E-06	0.04	1.57E-01	2.89E-08	1.0E+06	2.9E-02
148	1.37634	1.06E-02	1.5E-02	3.46E-04	5.04E-06	0.04	1.57E-01	3.04E-08	1.0E+06	3.0E-02
149	1.45437	1.06E-02	1.5E-02	3.46E-04	5.33E-06	0.04	1.57E-01	3.21E-08	1.0E+06	3.2E-02
150	1.54019	1.06E-02	1.6E-02	3.46E-04	5.64E-06	0.04	1.57E-01	3.40E-08	1.0E+06	3.4E-02
151	1.59157	1.06E-02	1.7E-02	3.46E-04	5.83E-06	0.04	1.57E-01	3.51E-08	1.0E+06	3.5E-02
152	1.63083	1.06E-02	1.7E-02	3.46E-04	5.97E-06	0.04	1.57E-01	3.60E-08	1.0E+06	3.6E-02
153	1.69511	1.06E-02	1.8E-02	3.46E-04	6.21E-06	0.04	1.57E-01	3.74E-08	1.0E+06	3.7E-02
154	1.72577	1.06E-02	1.8E-02	3.46E-04	6.32E-06	0.04	1.57E-01	3.81E-08	1.0E+06	3.8E-02
155	0.55405	1.06E-02	5.9E-03	3.46E-04	2.03E-06	0.04	1.57E-01	1.22E-08	1.0E+06	1.2E-02

Ventura Ranch
P1 - Demolition

							Cancer Risk from 3rd Trimester			
Receptor #	Conc	g/sec	Cair	Dose Constant	Dose	ED	Risk Constant	Risk	Constant 2	Risk/ Million
156	0.61907	1.06E-02	6.6E-03	3.46E-04	2.27E-06	0.04	1.57E-01	1.37E-08	1.0E+06	1.4E-02
157	0.68356	1.06E-02	7.2E-03	3.46E-04	2.50E-06	0.04	1.57E-01	1.51E-08	1.0E+06	1.5E-02
158	0.73844	1.06E-02	7.8E-03	3.46E-04	2.71E-06	0.04	1.57E-01	1.63E-08	1.0E+06	1.6E-02
159	0.81817	1.06E-02	8.7E-03	3.46E-04	3.00E-06	0.04	1.57E-01	1.81E-08	1.0E+06	1.8E-02
160	0.88424	1.06E-02	9.4E-03	3.46E-04	3.24E-06	0.04	1.57E-01	1.95E-08	1.0E+06	2.0E-02
161	0.92196	1.06E-02	9.8E-03	3.46E-04	3.38E-06	0.04	1.57E-01	2.04E-08	1.0E+06	2.0E-02
162	0.98838	1.06E-02	1.0E-02	3.46E-04	3.62E-06	0.04	1.57E-01	2.18E-08	1.0E+06	2.2E-02
163	1.05962	1.06E-02	1.1E-02	3.46E-04	3.88E-06	0.04	1.57E-01	2.34E-08	1.0E+06	2.3E-02
164	1.10987	1.06E-02	1.2E-02	3.46E-04	4.07E-06	0.04	1.57E-01	2.45E-08	1.0E+06	2.5E-02
165	1.17084	1.06E-02	1.2E-02	3.46E-04	4.29E-06	0.04	1.57E-01	2.59E-08	1.0E+06	2.6E-02
166	1.24023	1.06E-02	1.3E-02	3.46E-04	4.54E-06	0.04	1.57E-01	2.74E-08	1.0E+06	2.7E-02
167	1.28165	1.06E-02	1.4E-02	3.46E-04	4.70E-06	0.04	1.57E-01	2.83E-08	1.0E+06	2.8E-02
168	1.30456	1.06E-02	1.4E-02	3.46E-04	4.78E-06	0.04	1.57E-01	2.88E-08	1.0E+06	2.9E-02
169	1.35649	1.06E-02	1.4E-02	3.46E-04	4.97E-06	0.04	1.57E-01	3.00E-08	1.0E+06	3.0E-02
170	1.38312	1.06E-02	1.5E-02	3.46E-04	5.07E-06	0.04	1.57E-01	3.05E-08	1.0E+06	3.1E-02
171	0.48436	1.06E-02	5.1E-03	3.46E-04	1.77E-06	0.04	1.57E-01	1.07E-08	1.0E+06	1.1E-02
172	0.53578	1.06E-02	5.7E-03	3.46E-04	1.96E-06	0.04	1.57E-01	1.18E-08	1.0E+06	1.2E-02
173	0.58716	1.06E-02	6.2E-03	3.46E-04	2.15E-06	0.04	1.57E-01	1.30E-08	1.0E+06	1.3E-02
174	0.63369	1.06E-02	6.7E-03	3.46E-04	2.32E-06	0.04	1.57E-01	1.40E-08	1.0E+06	1.4E-02
175	0.69028	1.06E-02	7.3E-03	3.46E-04	2.53E-06	0.04	1.57E-01	1.52E-08	1.0E+06	1.5E-02
176	0.74113	1.06E-02	7.8E-03	3.46E-04	2.72E-06	0.04	1.57E-01	1.64E-08	1.0E+06	1.6E-02
177	0.7687	1.06E-02	8.1E-03	3.46E-04	2.82E-06	0.04	1.57E-01	1.70E-08	1.0E+06	1.7E-02
178	0.81708	1.06E-02	8.6E-03	3.46E-04	2.99E-06	0.04	1.57E-01	1.80E-08	1.0E+06	1.8E-02
179	0.8709	1.06E-02	9.2E-03	3.46E-04	3.19E-06	0.04	1.57E-01	1.92E-08	1.0E+06	1.9E-02
180	0.90937	1.06E-02	9.6E-03	3.46E-04	3.33E-06	0.04	1.57E-01	2.01E-08	1.0E+06	2.0E-02
181	0.95598	1.06E-02	1.0E-02	3.46E-04	3.50E-06	0.04	1.57E-01	2.11E-08	1.0E+06	2.1E-02
182	1.013	1.06E-02	1.1E-02	3.46E-04	3.71E-06	0.04	1.57E-01	2.24E-08	1.0E+06	2.2E-02
183	1.04766	1.06E-02	1.1E-02	3.46E-04	3.84E-06	0.04	1.57E-01	2.31E-08	1.0E+06	2.3E-02
184	1.06315	1.06E-02	1.1E-02	3.46E-04	3.90E-06	0.04	1.57E-01	2.35E-08	1.0E+06	2.3E-02
185	1.10364	1.06E-02	1.2E-02	3.46E-04	4.04E-06	0.04	1.57E-01	2.44E-08	1.0E+06	2.4E-02
186	1.12342	1.06E-02	1.2E-02	3.46E-04	4.12E-06	0.04	1.57E-01	2.48E-08	1.0E+06	2.5E-02

Ventura Ranch
P1 - Demolition

							Cancer Risk from 3rd Trimester			
Receptor #	Conc	g/sec	Cair	Dose Constant	Dose	ED	Risk Constant	Risk	Constant 2	Risk/ Million
187	0.42723	1.06E-02	4.5E-03	3.46E-04	1.57E-06	0.04	1.57E-01	9.43E-09	1.0E+06	9.4E-03
188	0.46855	1.06E-02	5.0E-03	3.46E-04	1.72E-06	0.04	1.57E-01	1.03E-08	1.0E+06	1.0E-02
189	0.5098	1.06E-02	5.4E-03	3.46E-04	1.87E-06	0.04	1.57E-01	1.13E-08	1.0E+06	1.1E-02
190	0.54728	1.06E-02	5.8E-03	3.46E-04	2.01E-06	0.04	1.57E-01	1.21E-08	1.0E+06	1.2E-02
191	0.5909	1.06E-02	6.3E-03	3.46E-04	2.16E-06	0.04	1.57E-01	1.30E-08	1.0E+06	1.3E-02
192	0.63024	1.06E-02	6.7E-03	3.46E-04	2.31E-06	0.04	1.57E-01	1.39E-08	1.0E+06	1.4E-02
193	0.64874	1.06E-02	6.9E-03	3.46E-04	2.38E-06	0.04	1.57E-01	1.43E-08	1.0E+06	1.4E-02
194	0.68461	1.06E-02	7.2E-03	3.46E-04	2.51E-06	0.04	1.57E-01	1.51E-08	1.0E+06	1.5E-02
195	0.72683	1.06E-02	7.7E-03	3.46E-04	2.66E-06	0.04	1.57E-01	1.61E-08	1.0E+06	1.6E-02
196	0.75719	1.06E-02	8.0E-03	3.46E-04	2.77E-06	0.04	1.57E-01	1.67E-08	1.0E+06	1.7E-02
197	0.79411	1.06E-02	8.4E-03	3.46E-04	2.91E-06	0.04	1.57E-01	1.75E-08	1.0E+06	1.8E-02
198	0.84119	1.06E-02	8.9E-03	3.46E-04	3.08E-06	0.04	1.57E-01	1.86E-08	1.0E+06	1.9E-02
199	0.87108	1.06E-02	9.2E-03	3.46E-04	3.19E-06	0.04	1.57E-01	1.92E-08	1.0E+06	1.9E-02
200	0.87889	1.06E-02	9.3E-03	3.46E-04	3.22E-06	0.04	1.57E-01	1.94E-08	1.0E+06	1.9E-02
201	0.91381	1.06E-02	9.7E-03	3.46E-04	3.35E-06	0.04	1.57E-01	2.02E-08	1.0E+06	2.0E-02
202	0.93017	1.06E-02	9.8E-03	3.46E-04	3.41E-06	0.04	1.57E-01	2.05E-08	1.0E+06	2.1E-02
203	0.38015	1.06E-02	4.0E-03	3.46E-04	1.39E-06	0.04	1.57E-01	8.39E-09	1.0E+06	8.4E-03
204	0.41386	1.06E-02	4.4E-03	3.46E-04	1.52E-06	0.04	1.57E-01	9.14E-09	1.0E+06	9.1E-03
205	0.44786	1.06E-02	4.7E-03	3.46E-04	1.64E-06	0.04	1.57E-01	9.89E-09	1.0E+06	9.9E-03
206	0.4785	1.06E-02	5.1E-03	3.46E-04	1.75E-06	0.04	1.57E-01	1.06E-08	1.0E+06	1.1E-02
207	0.51178	1.06E-02	5.4E-03	3.46E-04	1.88E-06	0.04	1.57E-01	1.13E-08	1.0E+06	1.1E-02
208	0.54249	1.06E-02	5.7E-03	3.46E-04	1.99E-06	0.04	1.57E-01	1.20E-08	1.0E+06	1.2E-02
209	0.5551	1.06E-02	5.9E-03	3.46E-04	2.03E-06	0.04	1.57E-01	1.23E-08	1.0E+06	1.2E-02
210	0.58064	1.06E-02	6.1E-03	3.46E-04	2.13E-06	0.04	1.57E-01	1.28E-08	1.0E+06	1.3E-02
211	0.61337	1.06E-02	6.5E-03	3.46E-04	2.25E-06	0.04	1.57E-01	1.35E-08	1.0E+06	1.4E-02
212	0.64026	1.06E-02	6.8E-03	3.46E-04	2.35E-06	0.04	1.57E-01	1.41E-08	1.0E+06	1.4E-02
213	0.67163	1.06E-02	7.1E-03	3.46E-04	2.46E-06	0.04	1.57E-01	1.48E-08	1.0E+06	1.5E-02
214	0.71055	1.06E-02	7.5E-03	3.46E-04	2.60E-06	0.04	1.57E-01	1.57E-08	1.0E+06	1.6E-02
215	0.7345	1.06E-02	7.8E-03	3.46E-04	2.69E-06	0.04	1.57E-01	1.62E-08	1.0E+06	1.6E-02
216	0.73728	1.06E-02	7.8E-03	3.46E-04	2.70E-06	0.04	1.57E-01	1.63E-08	1.0E+06	1.6E-02
217	0.76748	1.06E-02	8.1E-03	3.46E-04	2.81E-06	0.04	1.57E-01	1.69E-08	1.0E+06	1.7E-02

Ventura Ranch
P1 - Demolition

		Cancer Risk from 3rd Trimester								
Receptor #	Conc	g/sec	Cair	Dose Constant	Dose	ED	Risk Constant	Risk	Constant 2	Risk/ Million
218	0.78502	1.06E-02	8.3E-03	3.46E-04	2.88E-06	0.04	1.57E-01	1.73E-08	1.0E+06	1.7E-02
219	0.34062	1.06E-02	3.6E-03	3.46E-04	1.25E-06	0.04	1.57E-01	7.52E-09	1.0E+06	7.5E-03
220	0.36872	1.06E-02	3.9E-03	3.46E-04	1.35E-06	0.04	1.57E-01	8.14E-09	1.0E+06	8.1E-03
221	0.39674	1.06E-02	4.2E-03	3.46E-04	1.45E-06	0.04	1.57E-01	8.76E-09	1.0E+06	8.8E-03
222	0.42229	1.06E-02	4.5E-03	3.46E-04	1.55E-06	0.04	1.57E-01	9.33E-09	1.0E+06	9.3E-03
223	0.44791	1.06E-02	4.7E-03	3.46E-04	1.64E-06	0.04	1.57E-01	9.89E-09	1.0E+06	9.9E-03
224	0.47115	1.06E-02	5.0E-03	3.46E-04	1.73E-06	0.04	1.57E-01	1.04E-08	1.0E+06	1.0E-02
225	0.48248	1.06E-02	5.1E-03	3.46E-04	1.77E-06	0.04	1.57E-01	1.07E-08	1.0E+06	1.1E-02
226	0.49852	1.06E-02	5.3E-03	3.46E-04	1.83E-06	0.04	1.57E-01	1.10E-08	1.0E+06	1.1E-02
227	0.52437	1.06E-02	5.5E-03	3.46E-04	1.92E-06	0.04	1.57E-01	1.16E-08	1.0E+06	1.2E-02
228	0.54774	1.06E-02	5.8E-03	3.46E-04	2.01E-06	0.04	1.57E-01	1.21E-08	1.0E+06	1.2E-02
229	0.5768	1.06E-02	6.1E-03	3.46E-04	2.11E-06	0.04	1.57E-01	1.27E-08	1.0E+06	1.3E-02
230	0.6075	1.06E-02	6.4E-03	3.46E-04	2.23E-06	0.04	1.57E-01	1.34E-08	1.0E+06	1.3E-02
231	0.61681	1.06E-02	6.5E-03	3.46E-04	2.26E-06	0.04	1.57E-01	1.36E-08	1.0E+06	1.4E-02
232	0.62566	1.06E-02	6.6E-03	3.46E-04	2.29E-06	0.04	1.57E-01	1.38E-08	1.0E+06	1.4E-02
233	0.65316	1.06E-02	6.9E-03	3.46E-04	2.39E-06	0.04	1.57E-01	1.44E-08	1.0E+06	1.4E-02
234	0.66851	1.06E-02	7.1E-03	3.46E-04	2.45E-06	0.04	1.57E-01	1.48E-08	1.0E+06	1.5E-02
235	0.31119	1.06E-02	3.3E-03	3.46E-04	1.14E-06	0.04	1.57E-01	6.87E-09	1.0E+06	6.9E-03
236	0.33083	1.06E-02	3.5E-03	3.46E-04	1.21E-06	0.04	1.57E-01	7.31E-09	1.0E+06	7.3E-03
237	0.35816	1.06E-02	3.8E-03	3.46E-04	1.31E-06	0.04	1.57E-01	7.91E-09	1.0E+06	7.9E-03
238	0.3765	1.06E-02	4.0E-03	3.46E-04	1.38E-06	0.04	1.57E-01	8.31E-09	1.0E+06	8.3E-03
239	0.39541	1.06E-02	4.2E-03	3.46E-04	1.45E-06	0.04	1.57E-01	8.73E-09	1.0E+06	8.7E-03
240	0.41451	1.06E-02	4.4E-03	3.46E-04	1.52E-06	0.04	1.57E-01	9.15E-09	1.0E+06	9.2E-03
241	0.42608	1.06E-02	4.5E-03	3.46E-04	1.56E-06	0.04	1.57E-01	9.41E-09	1.0E+06	9.4E-03
242	0.4323	1.06E-02	4.6E-03	3.46E-04	1.58E-06	0.04	1.57E-01	9.55E-09	1.0E+06	9.5E-03
243	0.45465	1.06E-02	4.8E-03	3.46E-04	1.67E-06	0.04	1.57E-01	1.00E-08	1.0E+06	1.0E-02
244	0.47503	1.06E-02	5.0E-03	3.46E-04	1.74E-06	0.04	1.57E-01	1.05E-08	1.0E+06	1.0E-02
245	0.50024	1.06E-02	5.3E-03	3.46E-04	1.83E-06	0.04	1.57E-01	1.10E-08	1.0E+06	1.1E-02
246	0.52466	1.06E-02	5.6E-03	3.46E-04	1.92E-06	0.04	1.57E-01	1.16E-08	1.0E+06	1.2E-02
247	0.5183	1.06E-02	5.5E-03	3.46E-04	1.90E-06	0.04	1.57E-01	1.14E-08	1.0E+06	1.1E-02
248	0.53867	1.06E-02	5.7E-03	3.46E-04	1.97E-06	0.04	1.57E-01	1.19E-08	1.0E+06	1.2E-02

Ventura Ranch
P1 - Demolition

		Cancer Risk from 3rd Trimester								
Receptor #	Conc	g/sec	Cair	Dose Constant	Dose	ED	Risk Constant	Risk	Constant 2	Risk/ Million
249	0.56063	1.06E-02	5.9E-03	3.46E-04	2.05E-06	0.04	1.57E-01	1.24E-08	1.0E+06	1.2E-02
250	0.57479	1.06E-02	6.1E-03	3.46E-04	2.11E-06	0.04	1.57E-01	1.27E-08	1.0E+06	1.3E-02
251	0.28299	1.06E-02	3.0E-03	3.46E-04	1.04E-06	0.04	1.57E-01	6.25E-09	1.0E+06	6.2E-03
252	0.30243	1.06E-02	3.2E-03	3.46E-04	1.11E-06	0.04	1.57E-01	6.68E-09	1.0E+06	6.7E-03
253	0.32272	1.06E-02	3.4E-03	3.46E-04	1.18E-06	0.04	1.57E-01	7.13E-09	1.0E+06	7.1E-03
254	0.33968	1.06E-02	3.6E-03	3.46E-04	1.24E-06	0.04	1.57E-01	7.50E-09	1.0E+06	7.5E-03
255	0.3522	1.06E-02	3.7E-03	3.46E-04	1.29E-06	0.04	1.57E-01	7.78E-09	1.0E+06	7.8E-03
256	0.36844	1.06E-02	3.9E-03	3.46E-04	1.35E-06	0.04	1.57E-01	8.14E-09	1.0E+06	8.1E-03
257	0.37947	1.06E-02	4.0E-03	3.46E-04	1.39E-06	0.04	1.57E-01	8.38E-09	1.0E+06	8.4E-03
258	0.38048	1.06E-02	4.0E-03	3.46E-04	1.39E-06	0.04	1.57E-01	8.40E-09	1.0E+06	8.4E-03
259	0.39745	1.06E-02	4.2E-03	3.46E-04	1.46E-06	0.04	1.57E-01	8.78E-09	1.0E+06	8.8E-03
260	0.41469	1.06E-02	4.4E-03	3.46E-04	1.52E-06	0.04	1.57E-01	9.16E-09	1.0E+06	9.2E-03
261	0.43485	1.06E-02	4.6E-03	3.46E-04	1.59E-06	0.04	1.57E-01	9.60E-09	1.0E+06	9.6E-03
262	0.45609	1.06E-02	4.8E-03	3.46E-04	1.67E-06	0.04	1.57E-01	1.01E-08	1.0E+06	1.0E-02
263	0.44798	1.06E-02	4.7E-03	3.46E-04	1.64E-06	0.04	1.57E-01	9.89E-09	1.0E+06	9.9E-03
264	0.47072	1.06E-02	5.0E-03	3.46E-04	1.72E-06	0.04	1.57E-01	1.04E-08	1.0E+06	1.0E-02
265	0.48163	1.06E-02	5.1E-03	3.46E-04	1.76E-06	0.04	1.57E-01	1.06E-08	1.0E+06	1.1E-02
266	0.49264	1.06E-02	5.2E-03	3.46E-04	1.80E-06	0.04	1.57E-01	1.09E-08	1.0E+06	1.1E-02
267	0.25648	1.06E-02	2.7E-03	3.46E-04	9.40E-07	0.04	1.57E-01	5.66E-09	1.0E+06	5.7E-03
268	0.27491	1.06E-02	2.9E-03	3.46E-04	1.01E-06	0.04	1.57E-01	6.07E-09	1.0E+06	6.1E-03
269	0.29285	1.06E-02	3.1E-03	3.46E-04	1.07E-06	0.04	1.57E-01	6.47E-09	1.0E+06	6.5E-03
270	0.30885	1.06E-02	3.3E-03	3.46E-04	1.13E-06	0.04	1.57E-01	6.82E-09	1.0E+06	6.8E-03
271	0.31688	1.06E-02	3.4E-03	3.46E-04	1.16E-06	0.04	1.57E-01	7.00E-09	1.0E+06	7.0E-03
272	0.32957	1.06E-02	3.5E-03	3.46E-04	1.21E-06	0.04	1.57E-01	7.28E-09	1.0E+06	7.3E-03
273	0.33925	1.06E-02	3.6E-03	3.46E-04	1.24E-06	0.04	1.57E-01	7.49E-09	1.0E+06	7.5E-03
274	0.34234	1.06E-02	3.6E-03	3.46E-04	1.25E-06	0.04	1.57E-01	7.56E-09	1.0E+06	7.6E-03
275	0.3499	1.06E-02	3.7E-03	3.46E-04	1.28E-06	0.04	1.57E-01	7.73E-09	1.0E+06	7.7E-03
276	0.36602	1.06E-02	3.9E-03	3.46E-04	1.34E-06	0.04	1.57E-01	8.08E-09	1.0E+06	8.1E-03
277	0.37665	1.06E-02	4.0E-03	3.46E-04	1.38E-06	0.04	1.57E-01	8.32E-09	1.0E+06	8.3E-03
278	0.38645	1.06E-02	4.1E-03	3.46E-04	1.42E-06	0.04	1.57E-01	8.53E-09	1.0E+06	8.5E-03
279	0.39846	1.06E-02	4.2E-03	3.46E-04	1.46E-06	0.04	1.57E-01	8.80E-09	1.0E+06	8.8E-03

Ventura Ranch
P1 - Demolition

		Cancer Risk from 3rd Trimester								
Receptor #	Conc	g/sec	Cair	Dose Constant	Dose	ED	Risk Constant	Risk	Constant 2	Risk/ Million
280	0.41669	1.06E-02	4.4E-03	3.46E-04	1.53E-06	0.04	1.57E-01	9.20E-09	1.0E+06	9.2E-03
281	0.42566	1.06E-02	4.5E-03	3.46E-04	1.56E-06	0.04	1.57E-01	9.40E-09	1.0E+06	9.4E-03
282	0.43881	1.06E-02	4.6E-03	3.46E-04	1.61E-06	0.04	1.57E-01	9.69E-09	1.0E+06	9.7E-03
283	0.23771	1.06E-02	2.5E-03	3.46E-04	8.71E-07	0.04	1.57E-01	5.25E-09	1.0E+06	5.2E-03
284	0.25168	1.06E-02	2.7E-03	3.46E-04	9.22E-07	0.04	1.57E-01	5.56E-09	1.0E+06	5.6E-03
285	0.26758	1.06E-02	2.8E-03	3.46E-04	9.80E-07	0.04	1.57E-01	5.91E-09	1.0E+06	5.9E-03
286	0.28162	1.06E-02	3.0E-03	3.46E-04	1.03E-06	0.04	1.57E-01	6.22E-09	1.0E+06	6.2E-03
287	0.28924	1.06E-02	3.1E-03	3.46E-04	1.06E-06	0.04	1.57E-01	6.39E-09	1.0E+06	6.4E-03
288	0.29673	1.06E-02	3.1E-03	3.46E-04	1.09E-06	0.04	1.57E-01	6.55E-09	1.0E+06	6.6E-03
289	0.30617	1.06E-02	3.2E-03	3.46E-04	1.12E-06	0.04	1.57E-01	6.76E-09	1.0E+06	6.8E-03
290	0.31176	1.06E-02	3.3E-03	3.46E-04	1.14E-06	0.04	1.57E-01	6.88E-09	1.0E+06	6.9E-03
291	0.31258	1.06E-02	3.3E-03	3.46E-04	1.15E-06	0.04	1.57E-01	6.90E-09	1.0E+06	6.9E-03
292	0.32575	1.06E-02	3.4E-03	3.46E-04	1.19E-06	0.04	1.57E-01	7.19E-09	1.0E+06	7.2E-03
293	0.33515	1.06E-02	3.5E-03	3.46E-04	1.23E-06	0.04	1.57E-01	7.40E-09	1.0E+06	7.4E-03
294	0.34566	1.06E-02	3.7E-03	3.46E-04	1.27E-06	0.04	1.57E-01	7.63E-09	1.0E+06	7.6E-03
295	0.35746	1.06E-02	3.8E-03	3.46E-04	1.31E-06	0.04	1.57E-01	7.89E-09	1.0E+06	7.9E-03
296	0.37124	1.06E-02	3.9E-03	3.46E-04	1.36E-06	0.04	1.57E-01	8.20E-09	1.0E+06	8.2E-03
297	0.38102	1.06E-02	4.0E-03	3.46E-04	1.40E-06	0.04	1.57E-01	8.41E-09	1.0E+06	8.4E-03
298	0.39114	1.06E-02	4.1E-03	3.46E-04	1.43E-06	0.04	1.57E-01	8.64E-09	1.0E+06	8.6E-03
299	0.23221	1.06E-02	2.5E-03	3.46E-04	8.51E-07	0.04	1.57E-01	5.13E-09	1.0E+06	5.1E-03
300	0.24561	1.06E-02	2.6E-03	3.46E-04	9.00E-07	0.04	1.57E-01	5.42E-09	1.0E+06	5.4E-03
301	0.25855	1.06E-02	2.7E-03	3.46E-04	9.47E-07	0.04	1.57E-01	5.71E-09	1.0E+06	5.7E-03
302	0.26833	1.06E-02	2.8E-03	3.46E-04	9.83E-07	0.04	1.57E-01	5.93E-09	1.0E+06	5.9E-03
303	0.27404	1.06E-02	2.9E-03	3.46E-04	1.00E-06	0.04	1.57E-01	6.05E-09	1.0E+06	6.1E-03
304	0.27788	1.06E-02	2.9E-03	3.46E-04	1.02E-06	0.04	1.57E-01	6.14E-09	1.0E+06	6.1E-03
305	0.28153	1.06E-02	3.0E-03	3.46E-04	1.03E-06	0.04	1.57E-01	6.22E-09	1.0E+06	6.2E-03
306	0.28482	1.06E-02	3.0E-03	3.46E-04	1.04E-06	0.04	1.57E-01	6.29E-09	1.0E+06	6.3E-03
307	0.29299	1.06E-02	3.1E-03	3.46E-04	1.07E-06	0.04	1.57E-01	6.47E-09	1.0E+06	6.5E-03
308	0.30212	1.06E-02	3.2E-03	3.46E-04	1.11E-06	0.04	1.57E-01	6.67E-09	1.0E+06	6.7E-03

Ventura Ranch
P1 - Demolition

		Cancer Risk from 3rd Trimester								
Receptor #	Conc	g/sec	Cair	Dose Constant	Dose	ED	Risk Constant	Risk	Constant 2	Risk/ Million
309	0.3093	1.06E-02	3.3E-03	3.46E-04	1.13E-06	0.04	1.57E-01	6.83E-09	1.0E+06	6.8E-03
310	0.32008	1.06E-02	3.4E-03	3.46E-04	1.17E-06	0.04	1.57E-01	7.07E-09	1.0E+06	7.1E-03
311	0.33445	1.06E-02	3.5E-03	3.46E-04	1.23E-06	0.04	1.57E-01	7.39E-09	1.0E+06	7.4E-03
312	0.34738	1.06E-02	3.7E-03	3.46E-04	1.27E-06	0.04	1.57E-01	7.67E-09	1.0E+06	7.7E-03
313	0.34887	1.06E-02	3.7E-03	3.46E-04	1.28E-06	0.04	1.57E-01	7.70E-09	1.0E+06	7.7E-03
314	0.21428	1.06E-02	2.3E-03	3.46E-04	7.85E-07	0.04	1.57E-01	4.73E-09	1.0E+06	4.7E-03
315	0.22616	1.06E-02	2.4E-03	3.46E-04	8.29E-07	0.04	1.57E-01	4.99E-09	1.0E+06	5.0E-03
316	0.23786	1.06E-02	2.5E-03	3.46E-04	8.71E-07	0.04	1.57E-01	5.25E-09	1.0E+06	5.3E-03
317	0.24673	1.06E-02	2.6E-03	3.46E-04	9.04E-07	0.04	1.57E-01	5.45E-09	1.0E+06	5.4E-03
318	0.24718	1.06E-02	2.6E-03	3.46E-04	9.06E-07	0.04	1.57E-01	5.46E-09	1.0E+06	5.5E-03
319	0.25347	1.06E-02	2.7E-03	3.46E-04	9.29E-07	0.04	1.57E-01	5.60E-09	1.0E+06	5.6E-03
320	0.25813	1.06E-02	2.7E-03	3.46E-04	9.46E-07	0.04	1.57E-01	5.70E-09	1.0E+06	5.7E-03
321	0.25614	1.06E-02	2.7E-03	3.46E-04	9.38E-07	0.04	1.57E-01	5.66E-09	1.0E+06	5.7E-03
322	0.26538	1.06E-02	2.8E-03	3.46E-04	9.72E-07	0.04	1.57E-01	5.86E-09	1.0E+06	5.9E-03
323	0.27424	1.06E-02	2.9E-03	3.46E-04	1.00E-06	0.04	1.57E-01	6.06E-09	1.0E+06	6.1E-03
324	0.28089	1.06E-02	3.0E-03	3.46E-04	1.03E-06	0.04	1.57E-01	6.20E-09	1.0E+06	6.2E-03
325	0.28925	1.06E-02	3.1E-03	3.46E-04	1.06E-06	0.04	1.57E-01	6.39E-09	1.0E+06	6.4E-03
326	0.30245	1.06E-02	3.2E-03	3.46E-04	1.11E-06	0.04	1.57E-01	6.68E-09	1.0E+06	6.7E-03
327	0.3137	1.06E-02	3.3E-03	3.46E-04	1.15E-06	0.04	1.57E-01	6.93E-09	1.0E+06	6.9E-03
328	0.31259	1.06E-02	3.3E-03	3.46E-04	1.15E-06	0.04	1.57E-01	6.90E-09	1.0E+06	6.9E-03
329	0.20133	1.06E-02	2.1E-03	3.46E-04	7.38E-07	0.04	1.57E-01	4.45E-09	1.0E+06	4.4E-03
330	0.2092	1.06E-02	2.2E-03	3.46E-04	7.66E-07	0.04	1.57E-01	4.62E-09	1.0E+06	4.6E-03
331	0.21951	1.06E-02	2.3E-03	3.46E-04	8.04E-07	0.04	1.57E-01	4.85E-09	1.0E+06	4.8E-03
332	0.22741	1.06E-02	2.4E-03	3.46E-04	8.33E-07	0.04	1.57E-01	5.02E-09	1.0E+06	5.0E-03
333	0.22848	1.06E-02	2.4E-03	3.46E-04	8.37E-07	0.04	1.57E-01	5.05E-09	1.0E+06	5.0E-03
334	0.23343	1.06E-02	2.5E-03	3.46E-04	8.55E-07	0.04	1.57E-01	5.15E-09	1.0E+06	5.2E-03
335	0.23806	1.06E-02	2.5E-03	3.46E-04	8.72E-07	0.04	1.57E-01	5.26E-09	1.0E+06	5.3E-03
336	0.23618	1.06E-02	2.5E-03	3.46E-04	8.65E-07	0.04	1.57E-01	5.22E-09	1.0E+06	5.2E-03
337	0.24304	1.06E-02	2.6E-03	3.46E-04	8.90E-07	0.04	1.57E-01	5.37E-09	1.0E+06	5.4E-03
338	0.25167	1.06E-02	2.7E-03	3.46E-04	9.22E-07	0.04	1.57E-01	5.56E-09	1.0E+06	5.6E-03
339	0.25808	1.06E-02	2.7E-03	3.46E-04	9.46E-07	0.04	1.57E-01	5.70E-09	1.0E+06	5.7E-03

Ventura Ranch
P1 - Demolition

							Cancer Risk from 3rd Trimester			
Receptor #	Conc	g/sec	Cair	Dose Constant	Dose	ED	Risk Constant	Risk	Constant 2	Risk/ Million
340	0.26332	1.06E-02	2.8E-03	3.46E-04	9.65E-07	0.04	1.57E-01	5.81E-09	1.0E+06	5.8E-03
341	0.27491	1.06E-02	2.9E-03	3.46E-04	1.01E-06	0.04	1.57E-01	6.07E-09	1.0E+06	6.1E-03
342	0.28454	1.06E-02	3.0E-03	3.46E-04	1.04E-06	0.04	1.57E-01	6.28E-09	1.0E+06	6.3E-03
343	0.28186	1.06E-02	3.0E-03	3.46E-04	1.03E-06	0.04	1.57E-01	6.22E-09	1.0E+06	6.2E-03
344	0.27766	1.06E-02	2.9E-03	3.46E-04	1.02E-06	0.04	1.57E-01	6.13E-09	1.0E+06	6.1E-03
345	0.18768	1.06E-02	2.0E-03	3.46E-04	6.88E-07	0.04	1.57E-01	4.14E-09	1.0E+06	4.1E-03
346	0.19442	1.06E-02	2.1E-03	3.46E-04	7.12E-07	0.04	1.57E-01	4.29E-09	1.0E+06	4.3E-03
347	0.20348	1.06E-02	2.2E-03	3.46E-04	7.45E-07	0.04	1.57E-01	4.49E-09	1.0E+06	4.5E-03
348	0.21055	1.06E-02	2.2E-03	3.46E-04	7.71E-07	0.04	1.57E-01	4.65E-09	1.0E+06	4.6E-03
349	0.21271	1.06E-02	2.3E-03	3.46E-04	7.79E-07	0.04	1.57E-01	4.70E-09	1.0E+06	4.7E-03
350	0.21634	1.06E-02	2.3E-03	3.46E-04	7.93E-07	0.04	1.57E-01	4.78E-09	1.0E+06	4.8E-03
351	0.22023	1.06E-02	2.3E-03	3.46E-04	8.07E-07	0.04	1.57E-01	4.86E-09	1.0E+06	4.9E-03
352	0.22047	1.06E-02	2.3E-03	3.46E-04	8.08E-07	0.04	1.57E-01	4.87E-09	1.0E+06	4.9E-03
353	0.22449	1.06E-02	2.4E-03	3.46E-04	8.22E-07	0.04	1.57E-01	4.96E-09	1.0E+06	5.0E-03
354	0.23214	1.06E-02	2.5E-03	3.46E-04	8.51E-07	0.04	1.57E-01	5.13E-09	1.0E+06	5.1E-03
355	0.23802	1.06E-02	2.5E-03	3.46E-04	8.72E-07	0.04	1.57E-01	5.26E-09	1.0E+06	5.3E-03
356	0.2411	1.06E-02	2.6E-03	3.46E-04	8.83E-07	0.04	1.57E-01	5.32E-09	1.0E+06	5.3E-03
357	0.25146	1.06E-02	2.7E-03	3.46E-04	9.21E-07	0.04	1.57E-01	5.55E-09	1.0E+06	5.6E-03
358	0.25985	1.06E-02	2.8E-03	3.46E-04	9.52E-07	0.04	1.57E-01	5.74E-09	1.0E+06	5.7E-03
359	0.25944	1.06E-02	2.7E-03	3.46E-04	9.51E-07	0.04	1.57E-01	5.73E-09	1.0E+06	5.7E-03
360	0.25068	1.06E-02	2.7E-03	3.46E-04	9.18E-07	0.04	1.57E-01	5.54E-09	1.0E+06	5.5E-03

Ventura Ranch
P1 - Demolition

Max Cancer Risk Cancer Risk	
Receptor #	**Total Risk/ Million**
1	9.1E-02
2	7.2E-02
3	5.6E-02
4	4.3E-02
5	3.3E-02
6	2.5E-02
7	1.9E-02
8	1.5E-02
9	1.2E-02
10	9.2E-03
11	7.9E-03
12	7.0E-03
13	6.3E-03
14	5.7E-03
15	5.2E-03
16	4.8E-03
17	4.2E-03
18	3.9E-03
19	3.5E-03
20	3.2E-03
21	2.9E-03
22	1.9E-02
23	1.5E-02
24	1.2E-02
25	9.4E-03
26	8.2E-03
27	7.2E-03
28	6.5E-03
29	5.9E-03
30	5.5E-03
31	4.8E-03

Max	**Receptor #**	
2.994	86	Res

Chronic Non Cancer Risk	
REL	**HI Offroad**
5	8.68E-03
5	6.87E-03
5	5.34E-03
5	4.10E-03
5	3.12E-03
5	2.38E-03
5	1.84E-03
5	1.46E-03
5	1.18E-03
5	8.82E-04
5	7.58E-04
5	6.69E-04
5	6.01E-04
5	5.45E-04
5	4.99E-04
5	4.61E-04
5	3.98E-04
5	3.73E-04
5	3.33E-04
5	3.08E-04
5	2.79E-04
5	1.83E-03
5	1.45E-03
5	1.18E-03
5	8.97E-04
5	7.81E-04
5	6.94E-04
5	6.24E-04
5	5.69E-04
5	5.30E-04
5	4.58E-04

Max	**Receptor #**	
2.870E-01	86	Res

Ventura Ranch
P1 - Demolition

Max Cancer Risk Cancer Risk	
Receptor #	Total Risk/ Million
32	3.8E-03
33	3.7E-03
34	3.6E-03
35	6.5E-03
36	5.8E-03
37	2.8E-01
38	2.8E-01
39	2.5E-01
40	2.1E-01
41	3.3E-01
42	3.2E-01
43	2.9E-01
44	2.5E-01
45	1.9E-01
46	1.4E-02
47	1.2E-02
48	3.9E-01
49	3.5E-01
50	2.9E-01
51	2.2E-01
52	1.5E-02
53	1.3E-02
54	1.2E-02
55	4.2E-01
56	3.5E-01
57	2.6E-01
58	1.8E-01
59	1.6E-02
60	1.4E-02
61	1.3E-02
62	1.7E-02

Chronic Non Cancer Risk	
REL	HI Offroad
5	3.65E-04
5	3.51E-04
5	3.47E-04
5	6.19E-04
5	5.55E-04
5	2.73E-02
5	2.65E-02
5	2.39E-02
5	2.03E-02
5	3.18E-02
5	3.11E-02
5	2.81E-02
5	2.37E-02
5	1.87E-02
5	1.38E-03
5	1.19E-03
5	3.69E-02
5	3.36E-02
5	2.80E-02
5	2.14E-02
5	1.45E-03
5	1.26E-03
5	1.12E-03
5	4.02E-02
5	3.33E-02
5	2.48E-02
5	1.69E-02
5	1.55E-03
5	1.36E-03
5	1.20E-03
5	1.67E-03

Ventura Ranch
P1 - Demolition

Max Cancer Risk Cancer Risk	
Receptor #	Total Risk/ Million
63	1.5E-02
64	1.3E-02
65	1.7E-02
66	9.5E-01
67	8.8E-01
68	7.5E-03
69	6.5E-03
70	5.8E-03
71	5.2E-03
72	1.3E+00
73	1.2E+00
74	9.5E-03
75	8.4E-03
76	7.3E-03
77	6.5E-03
78	6.0E-03
79	1.9E+00
80	1.8E+00
81	1.1E-02
82	9.7E-03
83	8.9E-03
84	8.3E-03
85	7.4E-03
86	3.0E+00
87	2.9E+00
88	1.2E-02
89	5.6E-02
90	3.4E-02
91	4.3E-02
92	5.4E-02
93	2.8E-02

Chronic Non Cancer Risk	
REL	HI Offroad
5	1.46E-03
5	1.29E-03
5	1.59E-03
5	9.06E-02
5	8.46E-02
5	7.23E-04
5	6.25E-04
5	5.53E-04
5	5.02E-04
5	1.25E-01
5	1.16E-01
5	9.11E-04
5	8.06E-04
5	7.00E-04
5	6.19E-04
5	5.73E-04
5	1.82E-01
5	1.69E-01
5	1.03E-03
5	9.30E-04
5	8.49E-04
5	7.94E-04
5	7.06E-04
5	2.87E-01
5	2.75E-01
5	1.13E-03
5	5.39E-03
5	3.31E-03
5	4.11E-03
5	5.15E-03
5	2.68E-03

Ventura Ranch
P1 - Demolition

Max Cancer Risk Cancer Risk		*Chronic Non Cancer Risk*	
Receptor #	Total Risk/ Million	REL	HI Offroad
94	3.4E-02	5	3.24E-03
95	4.1E-02	5	3.93E-03
96	5.0E-02	5	4.75E-03
97	5.7E-02	5	5.49E-03
98	6.4E-02	5	6.18E-03
99	2.3E-02	5	2.22E-03
100	2.7E-02	5	2.62E-03
101	3.2E-02	5	3.09E-03
102	3.8E-02	5	3.65E-03
103	4.3E-02	5	4.17E-03
104	4.9E-02	5	4.68E-03
105	5.4E-02	5	5.18E-03
106	5.8E-02	5	5.56E-03
107	6.3E-02	5	6.02E-03
108	6.7E-02	5	6.45E-03
109	1.9E-02	5	1.86E-03
110	2.2E-02	5	2.15E-03
111	2.6E-02	5	2.50E-03
112	2.9E-02	5	2.81E-03
113	3.3E-02	5	3.20E-03
114	3.8E-02	5	3.61E-03
115	4.1E-02	5	3.97E-03
116	4.4E-02	5	4.24E-03
117	4.8E-02	5	4.55E-03
118	5.0E-02	5	4.84E-03
119	5.3E-02	5	5.08E-03
120	5.5E-02	5	5.28E-03
121	5.7E-02	5	5.48E-03
122	5.9E-02	5	5.62E-03
123	1.7E-02	5	1.58E-03
124	1.9E-02	5	1.81E-03

Ventura Ranch
P1 - Demolition

Max Cancer Risk Cancer Risk		*Chronic Non Cancer Risk*	
Receptor #	Total Risk/ Million	REL	HI Offroad
125	2.1E-02	5	2.06E-03
126	2.4E-02	5	2.26E-03
127	2.7E-02	5	2.55E-03
128	3.0E-02	5	2.84E-03
129	3.1E-02	5	2.99E-03
130	3.4E-02	5	3.24E-03
131	3.7E-02	5	3.51E-03
132	3.9E-02	5	3.73E-03
133	4.1E-02	5	3.93E-03
134	4.3E-02	5	4.13E-03
135	4.5E-02	5	4.28E-03
136	4.6E-02	5	4.40E-03
137	4.7E-02	5	4.51E-03
138	4.8E-02	5	4.57E-03
139	1.4E-02	5	1.35E-03
140	1.6E-02	5	1.53E-03
141	1.8E-02	5	1.71E-03
142	1.9E-02	5	1.86E-03
143	2.2E-02	5	2.08E-03
144	2.4E-02	5	2.29E-03
145	2.5E-02	5	2.39E-03
146	2.7E-02	5	2.58E-03
147	2.9E-02	5	2.77E-03
148	3.0E-02	5	2.91E-03
149	3.2E-02	5	3.08E-03
150	3.4E-02	5	3.26E-03
151	3.5E-02	5	3.37E-03
152	3.6E-02	5	3.45E-03
153	3.7E-02	5	3.59E-03
154	3.8E-02	5	3.65E-03
155	1.2E-02	5	1.17E-03

Ventura Ranch
P1 - Demolition

Max Cancer Risk Cancer Risk	
Receptor #	Total Risk/ Million
156	1.4E-02
157	1.5E-02
158	1.6E-02
159	1.8E-02
160	2.0E-02
161	2.0E-02
162	2.2E-02
163	2.3E-02
164	2.5E-02
165	2.6E-02
166	2.7E-02
167	2.8E-02
168	2.9E-02
169	3.0E-02
170	3.1E-02
171	1.1E-02
172	1.2E-02
173	1.3E-02
174	1.4E-02
175	1.5E-02
176	1.6E-02
177	1.7E-02
178	1.8E-02
179	1.9E-02
180	2.0E-02
181	2.1E-02
182	2.2E-02
183	2.3E-02
184	2.3E-02
185	2.4E-02
186	2.5E-02

Chronic Non Cancer Risk	
REL	HI Offroad
5	1.31E-03
5	1.45E-03
5	1.56E-03
5	1.73E-03
5	1.87E-03
5	1.95E-03
5	2.09E-03
5	2.24E-03
5	2.35E-03
5	2.48E-03
5	2.63E-03
5	2.71E-03
5	2.76E-03
5	2.87E-03
5	2.93E-03
5	1.03E-03
5	1.13E-03
5	1.24E-03
5	1.34E-03
5	1.46E-03
5	1.57E-03
5	1.63E-03
5	1.73E-03
5	1.84E-03
5	1.92E-03
5	2.02E-03
5	2.14E-03
5	2.22E-03
5	2.25E-03
5	2.34E-03
5	2.38E-03

Ventura Ranch
P1 - Demolition

Max Cancer Risk Cancer Risk		*Chronic Non Cancer Risk*	
Receptor #	Total Risk/ Million	REL	HI Offroad
187	9.4E-03	5	9.04E-04
188	1.0E-02	5	9.92E-04
189	1.1E-02	5	1.08E-03
190	1.2E-02	5	1.16E-03
191	1.3E-02	5	1.25E-03
192	1.4E-02	5	1.33E-03
193	1.4E-02	5	1.37E-03
194	1.5E-02	5	1.45E-03
195	1.6E-02	5	1.54E-03
196	1.7E-02	5	1.60E-03
197	1.8E-02	5	1.68E-03
198	1.9E-02	5	1.78E-03
199	1.9E-02	5	1.84E-03
200	1.9E-02	5	1.86E-03
201	2.0E-02	5	1.93E-03
202	2.1E-02	5	1.97E-03
203	8.4E-03	5	8.05E-04
204	9.1E-03	5	8.76E-04
205	9.9E-03	5	9.48E-04
206	1.1E-02	5	1.01E-03
207	1.1E-02	5	1.08E-03
208	1.2E-02	5	1.15E-03
209	1.2E-02	5	1.18E-03
210	1.3E-02	5	1.23E-03
211	1.4E-02	5	1.30E-03
212	1.4E-02	5	1.36E-03
213	1.5E-02	5	1.42E-03
214	1.6E-02	5	1.50E-03
215	1.6E-02	5	1.55E-03
216	1.6E-02	5	1.56E-03
217	1.7E-02	5	1.62E-03

Ventura Ranch
P1 - Demolition

Max Cancer Risk Cancer Risk	
Receptor #	Total Risk/ Million
218	1.7E-02
219	7.5E-03
220	8.1E-03
221	8.8E-03
222	9.3E-03
223	9.9E-03
224	1.0E-02
225	1.1E-02
226	1.1E-02
227	1.2E-02
228	1.2E-02
229	1.3E-02
230	1.3E-02
231	1.4E-02
232	1.4E-02
233	1.4E-02
234	1.5E-02
235	6.9E-03
236	7.3E-03
237	7.9E-03
238	8.3E-03
239	8.7E-03
240	9.2E-03
241	9.4E-03
242	9.5E-03
243	1.0E-02
244	1.0E-02
245	1.1E-02
246	1.2E-02
247	1.1E-02
248	1.2E-02

Chronic Non Cancer Risk	
REL	HI Offroad
5	1.66E-03
5	7.21E-04
5	7.80E-04
5	8.40E-04
5	8.94E-04
5	9.48E-04
5	9.97E-04
5	1.02E-03
5	1.06E-03
5	1.11E-03
5	1.16E-03
5	1.22E-03
5	1.29E-03
5	1.31E-03
5	1.32E-03
5	1.38E-03
5	1.42E-03
5	6.59E-04
5	7.00E-04
5	7.58E-04
5	7.97E-04
5	8.37E-04
5	8.77E-04
5	9.02E-04
5	9.15E-04
5	9.62E-04
5	1.01E-03
5	1.06E-03
5	1.11E-03
5	1.10E-03
5	1.14E-03

Ventura Ranch
P1 - Demolition

Max Cancer Risk Cancer Risk		*Chronic Non Cancer Risk*	
Receptor #	Total Risk/ Million	REL	HI Offroad
249	1.2E-02	5	1.19E-03
250	1.3E-02	5	1.22E-03
251	6.2E-03	5	5.99E-04
252	6.7E-03	5	6.40E-04
253	7.1E-03	5	6.83E-04
254	7.5E-03	5	7.19E-04
255	7.8E-03	5	7.46E-04
256	8.1E-03	5	7.80E-04
257	8.4E-03	5	8.03E-04
258	8.4E-03	5	8.05E-04
259	8.8E-03	5	8.41E-04
260	9.2E-03	5	8.78E-04
261	9.6E-03	5	9.20E-04
262	1.0E-02	5	9.65E-04
263	9.9E-03	5	9.48E-04
264	1.0E-02	5	9.96E-04
265	1.1E-02	5	1.02E-03
266	1.1E-02	5	1.04E-03
267	5.7E-03	5	5.43E-04
268	6.1E-03	5	5.82E-04
269	6.5E-03	5	6.20E-04
270	6.8E-03	5	6.54E-04
271	7.0E-03	5	6.71E-04
272	7.3E-03	5	6.98E-04
273	7.5E-03	5	7.18E-04
274	7.6E-03	5	7.25E-04
275	7.7E-03	5	7.41E-04
276	8.1E-03	5	7.75E-04
277	8.3E-03	5	7.97E-04
278	8.5E-03	5	8.18E-04
279	8.8E-03	5	8.43E-04

Ventura Ranch
P1 - Demolition

Max Cancer Risk Cancer Risk		*Chronic Non Cancer Risk*	
Receptor #	Total Risk/ Million	REL	HI Offroad
280	9.2E-03	5	8.82E-04
281	9.4E-03	5	9.01E-04
282	9.7E-03	5	9.29E-04
283	5.2E-03	5	5.03E-04
284	5.6E-03	5	5.33E-04
285	5.9E-03	5	5.66E-04
286	6.2E-03	5	5.96E-04
287	6.4E-03	5	6.12E-04
288	6.6E-03	5	6.28E-04
289	6.8E-03	5	6.48E-04
290	6.9E-03	5	6.60E-04
291	6.9E-03	5	6.62E-04
292	7.2E-03	5	6.90E-04
293	7.4E-03	5	7.09E-04
294	7.6E-03	5	7.32E-04
295	7.9E-03	5	7.57E-04
296	8.2E-03	5	7.86E-04
297	8.4E-03	5	8.07E-04
298	8.6E-03	5	8.28E-04
299	5.1E-03	5	4.92E-04
300	5.4E-03	5	5.20E-04
301	5.7E-03	5	5.47E-04
302	5.9E-03	5	5.68E-04
303	6.1E-03	5	5.80E-04
304	6.1E-03	5	5.88E-04
305	6.2E-03	5	5.96E-04
306	6.3E-03	5	6.03E-04
307	6.5E-03	5	6.20E-04
308	6.7E-03	5	6.40E-04

Ventura Ranch
P1 - Demolition

Max Cancer Risk Cancer Risk		*Chronic Non Cancer Risk*	
Receptor #	Total Risk/ Million	REL	HI Offroad
309	6.8E-03	5	6.55E-04
310	7.1E-03	5	6.78E-04
311	7.4E-03	5	7.08E-04
312	7.7E-03	5	7.35E-04
313	7.7E-03	5	7.38E-04
314	4.7E-03	5	4.54E-04
315	5.0E-03	5	4.79E-04
316	5.3E-03	5	5.03E-04
317	5.4E-03	5	5.22E-04
318	5.5E-03	5	5.23E-04
319	5.6E-03	5	5.37E-04
320	5.7E-03	5	5.46E-04
321	5.7E-03	5	5.42E-04
322	5.9E-03	5	5.62E-04
323	6.1E-03	5	5.81E-04
324	6.2E-03	5	5.95E-04
325	6.4E-03	5	6.12E-04
326	6.7E-03	5	6.40E-04
327	6.9E-03	5	6.64E-04
328	6.9E-03	5	6.62E-04
329	4.4E-03	5	4.26E-04
330	4.6E-03	5	4.43E-04
331	4.8E-03	5	4.65E-04
332	5.0E-03	5	4.81E-04
333	5.0E-03	5	4.84E-04
334	5.2E-03	5	4.94E-04
335	5.3E-03	5	5.04E-04
336	5.2E-03	5	5.00E-04
337	5.4E-03	5	5.14E-04
338	5.6E-03	5	5.33E-04
339	5.7E-03	5	5.46E-04

Ventura Ranch
P1 - Demolition

Max Cancer Risk Cancer Risk		*Chronic Non Cancer Risk*	
Receptor #	**Total Risk/ Million**	**REL**	**HI Offroad**
340	5.8E-03	5	5.57E-04
341	6.1E-03	5	5.82E-04
342	6.3E-03	5	6.02E-04
343	6.2E-03	5	5.97E-04
344	6.1E-03	5	5.88E-04
345	4.1E-03	5	3.97E-04
346	4.3E-03	5	4.12E-04
347	4.5E-03	5	4.31E-04
348	4.6E-03	5	4.46E-04
349	4.7E-03	5	4.50E-04
350	4.8E-03	5	4.58E-04
351	4.9E-03	5	4.66E-04
352	4.9E-03	5	4.67E-04
353	5.0E-03	5	4.75E-04
354	5.1E-03	5	4.91E-04
355	5.3E-03	5	5.04E-04
356	5.3E-03	5	5.10E-04
357	5.6E-03	5	5.32E-04
358	5.7E-03	5	5.50E-04
359	5.7E-03	5	5.49E-04
360	5.5E-03	5	5.31E-04

Ventura Ranch

P1 - Demolition Haul or Vendor Risk

		Cancer Risk from 3rd Trimester								
Receptor #	Conc	g/sec	Cair	Dose Constant	Dose	ED	Risk Constant	Risk	Constant 2	Risk/ Million
1	0.27315	1.39E-06	3.8E-07	3.46E-04	1.31E-10	0.04	1.57E-01	7.91E-13	1.0E+06	7.9E-07
2	0.25932	1.39E-06	3.6E-07	3.46E-04	1.25E-10	0.04	1.57E-01	7.51E-13	1.0E+06	7.5E-07
3	0.24831	1.39E-06	3.4E-07	3.46E-04	1.19E-10	0.04	1.57E-01	7.19E-13	1.0E+06	7.2E-07
4	0.23859	1.39E-06	3.3E-07	3.46E-04	1.15E-10	0.04	1.57E-01	6.91E-13	1.0E+06	6.9E-07
5	0.22897	1.39E-06	3.2E-07	3.46E-04	1.10E-10	0.04	1.57E-01	6.63E-13	1.0E+06	6.6E-07
6	0.21609	1.39E-06	3.0E-07	3.46E-04	1.04E-10	0.04	1.57E-01	6.26E-13	1.0E+06	6.3E-07
7	0.20281	1.39E-06	2.8E-07	3.46E-04	9.75E-11	0.04	1.57E-01	5.87E-13	1.0E+06	5.9E-07
8	0.19034	1.39E-06	2.6E-07	3.46E-04	9.15E-11	0.04	1.57E-01	5.51E-13	1.0E+06	5.5E-07
9	0.17571	1.39E-06	2.4E-07	3.46E-04	8.44E-11	0.04	1.57E-01	5.09E-13	1.0E+06	5.1E-07
10	0.16101	1.39E-06	2.2E-07	3.46E-04	7.74E-11	0.04	1.57E-01	4.66E-13	1.0E+06	4.7E-07
11	0.14724	1.39E-06	2.0E-07	3.46E-04	7.08E-11	0.04	1.57E-01	4.26E-13	1.0E+06	4.3E-07
12	0.13459	1.39E-06	1.9E-07	3.46E-04	6.47E-11	0.04	1.57E-01	3.90E-13	1.0E+06	3.9E-07
13	0.1224	1.39E-06	1.7E-07	3.46E-04	5.88E-11	0.04	1.57E-01	3.55E-13	1.0E+06	3.5E-07
14	0.1112	1.39E-06	1.5E-07	3.46E-04	5.34E-11	0.04	1.57E-01	3.22E-13	1.0E+06	3.2E-07
15	0.10302	1.39E-06	1.4E-07	3.46E-04	4.95E-11	0.04	1.57E-01	2.98E-13	1.0E+06	3.0E-07
16	0.09592	1.39E-06	1.3E-07	3.46E-04	4.61E-11	0.04	1.57E-01	2.78E-13	1.0E+06	2.8E-07
17	0.08104	1.39E-06	1.1E-07	3.46E-04	3.89E-11	0.04	1.57E-01	2.35E-13	1.0E+06	2.3E-07
18	0.07653	1.39E-06	1.1E-07	3.46E-04	3.68E-11	0.04	1.57E-01	2.22E-13	1.0E+06	2.2E-07
19	0.0675	1.39E-06	9.4E-08	3.46E-04	3.24E-11	0.04	1.57E-01	1.95E-13	1.0E+06	2.0E-07
20	0.06248	1.39E-06	8.7E-08	3.46E-04	3.00E-11	0.04	1.57E-01	1.81E-13	1.0E+06	1.8E-07
21	0.05649	1.39E-06	7.8E-08	3.46E-04	2.71E-11	0.04	1.57E-01	1.64E-13	1.0E+06	1.6E-07
22	0.20923	1.39E-06	2.9E-07	3.46E-04	1.01E-10	0.04	1.57E-01	6.06E-13	1.0E+06	6.1E-07
23	0.19546	1.39E-06	2.7E-07	3.46E-04	9.39E-11	0.04	1.57E-01	5.66E-13	1.0E+06	5.7E-07
24	0.18164	1.39E-06	2.5E-07	3.46E-04	8.73E-11	0.04	1.57E-01	5.26E-13	1.0E+06	5.3E-07
25	0.16816	1.39E-06	2.3E-07	3.46E-04	8.08E-11	0.04	1.57E-01	4.87E-13	1.0E+06	4.9E-07
26	0.15452	1.39E-06	2.1E-07	3.46E-04	7.42E-11	0.04	1.57E-01	4.48E-13	1.0E+06	4.5E-07
27	0.13999	1.39E-06	1.9E-07	3.46E-04	6.73E-11	0.04	1.57E-01	4.05E-13	1.0E+06	4.1E-07
28	0.12585	1.39E-06	1.7E-07	3.46E-04	6.05E-11	0.04	1.57E-01	3.64E-13	1.0E+06	3.6E-07
29	0.11535	1.39E-06	1.6E-07	3.46E-04	5.54E-11	0.04	1.57E-01	3.34E-13	1.0E+06	3.3E-07
30	0.10967	1.39E-06	1.5E-07	3.46E-04	5.27E-11	0.04	1.57E-01	3.18E-13	1.0E+06	3.2E-07
31	0.09173	1.39E-06	1.3E-07	3.46E-04	4.41E-11	0.04	1.57E-01	2.66E-13	1.0E+06	2.7E-07

Ventura Ranch

P1 - Demolition Haul or Vendor Risk

		Cancer Risk from 3rd Trimester								
Receptor #	Conc	g/sec	Cair	Dose Constant	Dose	ED	Risk Constant	Risk	Constant 2	Risk/ Million
32	0.07026	1.39E-06	9.8E-08	3.46E-04	3.38E-11	0.04	1.57E-01	2.03E-13	1.0E+06	2.0E-07
33	0.06847	1.39E-06	9.5E-08	3.46E-04	3.29E-11	0.04	1.57E-01	1.98E-13	1.0E+06	2.0E-07
34	0.0699	1.39E-06	9.7E-08	3.46E-04	3.36E-11	0.04	1.57E-01	2.02E-13	1.0E+06	2.0E-07
35	0.13203	1.39E-06	1.8E-07	3.46E-04	6.34E-11	0.04	1.57E-01	3.82E-13	1.0E+06	3.8E-07
36	0.11424	1.39E-06	1.6E-07	3.46E-04	5.49E-11	0.04	1.57E-01	3.31E-13	1.0E+06	3.3E-07
37	0.59905	1.39E-06	8.3E-07	3.46E-04	2.88E-10	0.04	1.57E-01	1.74E-12	1.0E+06	1.7E-06
38	0.52159	1.39E-06	7.2E-07	3.46E-04	2.51E-10	0.04	1.57E-01	1.51E-12	1.0E+06	1.5E-06
39	0.45967	1.39E-06	6.4E-07	3.46E-04	2.21E-10	0.04	1.57E-01	1.33E-12	1.0E+06	1.3E-06
40	0.41289	1.39E-06	5.7E-07	3.46E-04	1.98E-10	0.04	1.57E-01	1.20E-12	1.0E+06	1.2E-06
41	0.66058	1.39E-06	9.2E-07	3.46E-04	3.17E-10	0.04	1.57E-01	1.91E-12	1.0E+06	1.9E-06
42	0.57043	1.39E-06	7.9E-07	3.46E-04	2.74E-10	0.04	1.57E-01	1.65E-12	1.0E+06	1.7E-06
43	0.49903	1.39E-06	6.9E-07	3.46E-04	2.40E-10	0.04	1.57E-01	1.45E-12	1.0E+06	1.4E-06
44	0.44544	1.39E-06	6.2E-07	3.46E-04	2.14E-10	0.04	1.57E-01	1.29E-12	1.0E+06	1.3E-06
45	0.406	1.39E-06	5.6E-07	3.46E-04	1.95E-10	0.04	1.57E-01	1.18E-12	1.0E+06	1.2E-06
46	0.22884	1.39E-06	3.2E-07	3.46E-04	1.10E-10	0.04	1.57E-01	6.63E-13	1.0E+06	6.6E-07
47	0.21212	1.39E-06	2.9E-07	3.46E-04	1.02E-10	0.04	1.57E-01	6.14E-13	1.0E+06	6.1E-07
48	0.62767	1.39E-06	8.7E-07	3.46E-04	3.02E-10	0.04	1.57E-01	1.82E-12	1.0E+06	1.8E-06
49	0.54418	1.39E-06	7.6E-07	3.46E-04	2.61E-10	0.04	1.57E-01	1.58E-12	1.0E+06	1.6E-06
50	0.48257	1.39E-06	6.7E-07	3.46E-04	2.32E-10	0.04	1.57E-01	1.40E-12	1.0E+06	1.4E-06
51	0.43873	1.39E-06	6.1E-07	3.46E-04	2.11E-10	0.04	1.57E-01	1.27E-12	1.0E+06	1.3E-06
52	0.24121	1.39E-06	3.3E-07	3.46E-04	1.16E-10	0.04	1.57E-01	6.99E-13	1.0E+06	7.0E-07
53	0.22198	1.39E-06	3.1E-07	3.46E-04	1.07E-10	0.04	1.57E-01	6.43E-13	1.0E+06	6.4E-07
54	0.20776	1.39E-06	2.9E-07	3.46E-04	9.98E-11	0.04	1.57E-01	6.02E-13	1.0E+06	6.0E-07
55	0.59869	1.39E-06	8.3E-07	3.46E-04	2.88E-10	0.04	1.57E-01	1.73E-12	1.0E+06	1.7E-06
56	0.52756	1.39E-06	7.3E-07	3.46E-04	2.54E-10	0.04	1.57E-01	1.53E-12	1.0E+06	1.5E-06
57	0.47756	1.39E-06	6.6E-07	3.46E-04	2.29E-10	0.04	1.57E-01	1.38E-12	1.0E+06	1.4E-06
58	0.4413	1.39E-06	6.1E-07	3.46E-04	2.12E-10	0.04	1.57E-01	1.28E-12	1.0E+06	1.3E-06
59	0.25411	1.39E-06	3.5E-07	3.46E-04	1.22E-10	0.04	1.57E-01	7.36E-13	1.0E+06	7.4E-07
60	0.2347	1.39E-06	3.3E-07	3.46E-04	1.13E-10	0.04	1.57E-01	6.80E-13	1.0E+06	6.8E-07
61	0.21828	1.39E-06	3.0E-07	3.46E-04	1.05E-10	0.04	1.57E-01	6.32E-13	1.0E+06	6.3E-07
62	0.26761	1.39E-06	3.7E-07	3.46E-04	1.29E-10	0.04	1.57E-01	7.75E-13	1.0E+06	7.8E-07

Ventura Ranch

P1 - Demolition Haul or Vendor Risk

							Cancer Risk from 3rd Trimester			
Receptor #	Conc	g/sec	Cair	Dose Constant	Dose	ED	Risk Constant	Risk	Constant 2	Risk/ Million
63	0.24748	1.39E-06	3.4E-07	3.46E-04	1.19E-10	0.04	1.57E-01	7.17E-13	1.0E+06	7.2E-07
64	0.22779	1.39E-06	3.2E-07	3.46E-04	1.09E-10	0.04	1.57E-01	6.60E-13	1.0E+06	6.6E-07
65	0.26071	1.39E-06	3.6E-07	3.46E-04	1.25E-10	0.04	1.57E-01	7.55E-13	1.0E+06	7.6E-07
66	1.01211	1.39E-06	1.4E-06	3.46E-04	4.86E-10	0.04	1.57E-01	2.93E-12	1.0E+06	2.9E-06
67	0.8335	1.39E-06	1.2E-06	3.46E-04	4.01E-10	0.04	1.57E-01	2.41E-12	1.0E+06	2.4E-06
68	0.12834	1.39E-06	1.8E-07	3.46E-04	6.17E-11	0.04	1.57E-01	3.72E-13	1.0E+06	3.7E-07
69	0.10493	1.39E-06	1.5E-07	3.46E-04	5.04E-11	0.04	1.57E-01	3.04E-13	1.0E+06	3.0E-07
70	0.09134	1.39E-06	1.3E-07	3.46E-04	4.39E-11	0.04	1.57E-01	2.65E-13	1.0E+06	2.6E-07
71	0.0831	1.39E-06	1.2E-07	3.46E-04	3.99E-11	0.04	1.57E-01	2.41E-13	1.0E+06	2.4E-07
72	1.18101	1.39E-06	1.6E-06	3.46E-04	5.67E-10	0.04	1.57E-01	3.42E-12	1.0E+06	3.4E-06
73	0.95471	1.39E-06	1.3E-06	3.46E-04	4.59E-10	0.04	1.57E-01	2.77E-12	1.0E+06	2.8E-06
74	0.16012	1.39E-06	2.2E-07	3.46E-04	7.69E-11	0.04	1.57E-01	4.64E-13	1.0E+06	4.6E-07
75	0.13616	1.39E-06	1.9E-07	3.46E-04	6.54E-11	0.04	1.57E-01	3.94E-13	1.0E+06	3.9E-07
76	0.11261	1.39E-06	1.6E-07	3.46E-04	5.41E-11	0.04	1.57E-01	3.26E-13	1.0E+06	3.3E-07
77	0.09787	1.39E-06	1.4E-07	3.46E-04	4.70E-11	0.04	1.57E-01	2.83E-13	1.0E+06	2.8E-07
78	0.09175	1.39E-06	1.3E-07	3.46E-04	4.41E-11	0.04	1.57E-01	2.66E-13	1.0E+06	2.7E-07
79	1.41082	1.39E-06	2.0E-06	3.46E-04	6.78E-10	0.04	1.57E-01	4.09E-12	1.0E+06	4.1E-06
80	1.11586	1.39E-06	1.5E-06	3.46E-04	5.36E-10	0.04	1.57E-01	3.23E-12	1.0E+06	3.2E-06
81	0.16124	1.39E-06	2.2E-07	3.46E-04	7.75E-11	0.04	1.57E-01	4.67E-13	1.0E+06	4.7E-07
82	0.14458	1.39E-06	2.0E-07	3.46E-04	6.95E-11	0.04	1.57E-01	4.19E-13	1.0E+06	4.2E-07
83	0.13346	1.39E-06	1.9E-07	3.46E-04	6.41E-11	0.04	1.57E-01	3.87E-13	1.0E+06	3.9E-07
84	0.12969	1.39E-06	1.8E-07	3.46E-04	6.23E-11	0.04	1.57E-01	3.76E-13	1.0E+06	3.8E-07
85	0.11177	1.39E-06	1.6E-07	3.46E-04	5.37E-11	0.04	1.57E-01	3.24E-13	1.0E+06	3.2E-07
86	1.73854	1.39E-06	2.4E-06	3.46E-04	8.35E-10	0.04	1.57E-01	5.04E-12	1.0E+06	5.0E-06
87	1.29237	1.39E-06	1.8E-06	3.46E-04	6.21E-10	0.04	1.57E-01	3.74E-12	1.0E+06	3.7E-06
88	0.15899	1.39E-06	2.2E-07	3.46E-04	7.64E-11	0.04	1.57E-01	4.60E-13	1.0E+06	4.6E-07
89	15.57642	1.39E-06	2.2E-05	3.46E-04	7.48E-09	0.04	1.57E-01	4.51E-11	1.0E+06	4.5E-05
90	11.44535	1.39E-06	1.6E-05	3.46E-04	5.50E-09	0.04	1.57E-01	3.31E-11	1.0E+06	3.3E-05
91	18.20645	1.39E-06	2.5E-05	3.46E-04	8.75E-09	0.04	1.57E-01	5.27E-11	1.0E+06	5.3E-05
92	11.18143	1.39E-06	1.6E-05	3.46E-04	5.37E-09	0.04	1.57E-01	3.24E-11	1.0E+06	3.2E-05
93	20.95114	1.39E-06	2.9E-05	3.46E-04	1.01E-08	0.04	1.57E-01	6.07E-11	1.0E+06	6.1E-05

Ventura Ranch

P1 - Demolition Haul or Vendor Risk

		Cancer Risk from 3rd Trimester								
Receptor #	Conc	g/sec	Cair	Dose Constant	Dose	ED	Risk Constant	Risk	Constant 2	Risk/ Million
94	13.01504	1.39E-06	1.8E-05	3.46E-04	6.25E-09	0.04	1.57E-01	3.77E-11	1.0E+06	3.8E-05
95	9.07432	1.39E-06	1.3E-05	3.46E-04	4.36E-09	0.04	1.57E-01	2.63E-11	1.0E+06	2.6E-05
96	6.64905	1.39E-06	9.2E-06	3.46E-04	3.19E-09	0.04	1.57E-01	1.93E-11	1.0E+06	1.9E-05
97	4.99337	1.39E-06	6.9E-06	3.46E-04	2.40E-09	0.04	1.57E-01	1.45E-11	1.0E+06	1.4E-05
98	3.88847	1.39E-06	5.4E-06	3.46E-04	1.87E-09	0.04	1.57E-01	1.13E-11	1.0E+06	1.1E-05
99	13.73986	1.39E-06	1.9E-05	3.46E-04	6.60E-09	0.04	1.57E-01	3.98E-11	1.0E+06	4.0E-05
100	9.8886	1.39E-06	1.4E-05	3.46E-04	4.75E-09	0.04	1.57E-01	2.86E-11	1.0E+06	2.9E-05
101	7.48414	1.39E-06	1.0E-05	3.46E-04	3.60E-09	0.04	1.57E-01	2.17E-11	1.0E+06	2.2E-05
102	5.78575	1.39E-06	8.0E-06	3.46E-04	2.78E-09	0.04	1.57E-01	1.68E-11	1.0E+06	1.7E-05
103	4.54733	1.39E-06	6.3E-06	3.46E-04	2.19E-09	0.04	1.57E-01	1.32E-11	1.0E+06	1.3E-05
104	3.59595	1.39E-06	5.0E-06	3.46E-04	1.73E-09	0.04	1.57E-01	1.04E-11	1.0E+06	1.0E-05
105	2.88391	1.39E-06	4.0E-06	3.46E-04	1.39E-09	0.04	1.57E-01	8.35E-12	1.0E+06	8.4E-06
106	2.36163	1.39E-06	3.3E-06	3.46E-04	1.13E-09	0.04	1.57E-01	6.84E-12	1.0E+06	6.8E-06
107	1.97939	1.39E-06	2.7E-06	3.46E-04	9.51E-10	0.04	1.57E-01	5.73E-12	1.0E+06	5.7E-06
108	1.68254	1.39E-06	2.3E-06	3.46E-04	8.08E-10	0.04	1.57E-01	4.87E-12	1.0E+06	4.9E-06
109	10.18663	1.39E-06	1.4E-05	3.46E-04	4.89E-09	0.04	1.57E-01	2.95E-11	1.0E+06	3.0E-05
110	7.89632	1.39E-06	1.1E-05	3.46E-04	3.79E-09	0.04	1.57E-01	2.29E-11	1.0E+06	2.3E-05
111	6.24097	1.39E-06	8.7E-06	3.46E-04	3.00E-09	0.04	1.57E-01	1.81E-11	1.0E+06	1.8E-05
112	4.87072	1.39E-06	6.8E-06	3.46E-04	2.34E-09	0.04	1.57E-01	1.41E-11	1.0E+06	1.4E-05
113	3.98433	1.39E-06	5.5E-06	3.46E-04	1.91E-09	0.04	1.57E-01	1.15E-11	1.0E+06	1.2E-05
114	3.32243	1.39E-06	4.6E-06	3.46E-04	1.60E-09	0.04	1.57E-01	9.62E-12	1.0E+06	9.6E-06
115	2.73196	1.39E-06	3.8E-06	3.46E-04	1.31E-09	0.04	1.57E-01	7.91E-12	1.0E+06	7.9E-06
116	2.28217	1.39E-06	3.2E-06	3.46E-04	1.10E-09	0.04	1.57E-01	6.61E-12	1.0E+06	6.6E-06
117	1.93216	1.39E-06	2.7E-06	3.46E-04	9.28E-10	0.04	1.57E-01	5.60E-12	1.0E+06	5.6E-06
118	1.64379	1.39E-06	2.3E-06	3.46E-04	7.90E-10	0.04	1.57E-01	4.76E-12	1.0E+06	4.8E-06
119	1.40249	1.39E-06	1.9E-06	3.46E-04	6.74E-10	0.04	1.57E-01	4.06E-12	1.0E+06	4.1E-06
120	1.20465	1.39E-06	1.7E-06	3.46E-04	5.79E-10	0.04	1.57E-01	3.49E-12	1.0E+06	3.5E-06
121	1.04736	1.39E-06	1.5E-06	3.46E-04	5.03E-10	0.04	1.57E-01	3.03E-12	1.0E+06	3.0E-06
122	0.90873	1.39E-06	1.3E-06	3.46E-04	4.37E-10	0.04	1.57E-01	2.63E-12	1.0E+06	2.6E-06
123	8.06251	1.39E-06	1.1E-05	3.46E-04	3.87E-09	0.04	1.57E-01	2.34E-11	1.0E+06	2.3E-05
124	6.51863	1.39E-06	9.0E-06	3.46E-04	3.13E-09	0.04	1.57E-01	1.89E-11	1.0E+06	1.9E-05

Ventura Ranch

P1 - Demolition Haul or Vendor Risk

		Cancer Risk from 3rd Trimester								
Receptor #	Conc	g/sec	Cair	Dose Constant	Dose	ED	Risk Constant	Risk	Constant 2	Risk/ Million
125	5.30279	1.39E-06	7.4E-06	3.46E-04	2.55E-09	0.04	1.57E-01	1.54E-11	1.0E+06	1.5E-05
126	4.14953	1.39E-06	5.8E-06	3.46E-04	1.99E-09	0.04	1.57E-01	1.20E-11	1.0E+06	1.2E-05
127	3.52466	1.39E-06	4.9E-06	3.46E-04	1.69E-09	0.04	1.57E-01	1.02E-11	1.0E+06	1.0E-05
128	3.00801	1.39E-06	4.2E-06	3.46E-04	1.45E-09	0.04	1.57E-01	8.71E-12	1.0E+06	8.7E-06
129	2.42478	1.39E-06	3.4E-06	3.46E-04	1.17E-09	0.04	1.57E-01	7.02E-12	1.0E+06	7.0E-06
130	2.08531	1.39E-06	2.9E-06	3.46E-04	1.00E-09	0.04	1.57E-01	6.04E-12	1.0E+06	6.0E-06
131	1.82868	1.39E-06	2.5E-06	3.46E-04	8.79E-10	0.04	1.57E-01	5.30E-12	1.0E+06	5.3E-06
132	1.5757	1.39E-06	2.2E-06	3.46E-04	7.57E-10	0.04	1.57E-01	4.56E-12	1.0E+06	4.6E-06
133	1.37384	1.39E-06	1.9E-06	3.46E-04	6.60E-10	0.04	1.57E-01	3.98E-12	1.0E+06	4.0E-06
134	1.21308	1.39E-06	1.7E-06	3.46E-04	5.83E-10	0.04	1.57E-01	3.51E-12	1.0E+06	3.5E-06
135	1.06348	1.39E-06	1.5E-06	3.46E-04	5.11E-10	0.04	1.57E-01	3.08E-12	1.0E+06	3.1E-06
136	0.93164	1.39E-06	1.3E-06	3.46E-04	4.48E-10	0.04	1.57E-01	2.70E-12	1.0E+06	2.7E-06
137	0.82157	1.39E-06	1.1E-06	3.46E-04	3.95E-10	0.04	1.57E-01	2.38E-12	1.0E+06	2.4E-06
138	0.71713	1.39E-06	1.0E-06	3.46E-04	3.45E-10	0.04	1.57E-01	2.08E-12	1.0E+06	2.1E-06
139	6.61237	1.39E-06	9.2E-06	3.46E-04	3.18E-09	0.04	1.57E-01	1.92E-11	1.0E+06	1.9E-05
140	5.52987	1.39E-06	7.7E-06	3.46E-04	2.66E-09	0.04	1.57E-01	1.60E-11	1.0E+06	1.6E-05
141	4.58597	1.39E-06	6.4E-06	3.46E-04	2.20E-09	0.04	1.57E-01	1.33E-11	1.0E+06	1.3E-05
142	3.61614	1.39E-06	5.0E-06	3.46E-04	1.74E-09	0.04	1.57E-01	1.05E-11	1.0E+06	1.0E-05
143	3.15758	1.39E-06	4.4E-06	3.46E-04	1.52E-09	0.04	1.57E-01	9.15E-12	1.0E+06	9.1E-06
144	2.71604	1.39E-06	3.8E-06	3.46E-04	1.31E-09	0.04	1.57E-01	7.87E-12	1.0E+06	7.9E-06
145	2.20625	1.39E-06	3.1E-06	3.46E-04	1.06E-09	0.04	1.57E-01	6.39E-12	1.0E+06	6.4E-06
146	1.93656	1.39E-06	2.7E-06	3.46E-04	9.31E-10	0.04	1.57E-01	5.61E-12	1.0E+06	5.6E-06
147	1.71451	1.39E-06	2.4E-06	3.46E-04	8.24E-10	0.04	1.57E-01	4.97E-12	1.0E+06	5.0E-06
148	1.46985	1.39E-06	2.0E-06	3.46E-04	7.06E-10	0.04	1.57E-01	4.26E-12	1.0E+06	4.3E-06
149	1.29854	1.39E-06	1.8E-06	3.46E-04	6.24E-10	0.04	1.57E-01	3.76E-12	1.0E+06	3.8E-06
150	1.17389	1.39E-06	1.6E-06	3.46E-04	5.64E-10	0.04	1.57E-01	3.40E-12	1.0E+06	3.4E-06
151	1.03333	1.39E-06	1.4E-06	3.46E-04	4.97E-10	0.04	1.57E-01	2.99E-12	1.0E+06	3.0E-06
152	0.90876	1.39E-06	1.3E-06	3.46E-04	4.37E-10	0.04	1.57E-01	2.63E-12	1.0E+06	2.6E-06
153	0.82556	1.39E-06	1.1E-06	3.46E-04	3.97E-10	0.04	1.57E-01	2.39E-12	1.0E+06	2.4E-06
154	0.73055	1.39E-06	1.0E-06	3.46E-04	3.51E-10	0.04	1.57E-01	2.12E-12	1.0E+06	2.1E-06
155	5.61883	1.39E-06	7.8E-06	3.46E-04	2.70E-09	0.04	1.57E-01	1.63E-11	1.0E+06	1.6E-05

Ventura Ranch

P1 - Demolition Haul or Vendor Risk

		Cancer Risk from 3rd Trimester								
Receptor #	Conc	g/sec	Cair	Dose Constant	Dose	ED	Risk Constant	Risk	Constant 2	Risk/ Million
156	4.79418	1.39E-06	6.7E-06	3.46E-04	2.30E-09	0.04	1.57E-01	1.39E-11	1.0E+06	1.4E-05
157	4.02371	1.39E-06	5.6E-06	3.46E-04	1.93E-09	0.04	1.57E-01	1.17E-11	1.0E+06	1.2E-05
158	3.19956	1.39E-06	4.4E-06	3.46E-04	1.54E-09	0.04	1.57E-01	9.27E-12	1.0E+06	9.3E-06
159	2.83648	1.39E-06	3.9E-06	3.46E-04	1.36E-09	0.04	1.57E-01	8.22E-12	1.0E+06	8.2E-06
160	2.46405	1.39E-06	3.4E-06	3.46E-04	1.18E-09	0.04	1.57E-01	7.14E-12	1.0E+06	7.1E-06
161	2.02437	1.39E-06	2.8E-06	3.46E-04	9.73E-10	0.04	1.57E-01	5.86E-12	1.0E+06	5.9E-06
162	1.79538	1.39E-06	2.5E-06	3.46E-04	8.63E-10	0.04	1.57E-01	5.20E-12	1.0E+06	5.2E-06
163	1.60527	1.39E-06	2.2E-06	3.46E-04	7.71E-10	0.04	1.57E-01	4.65E-12	1.0E+06	4.6E-06
164	1.38759	1.39E-06	1.9E-06	3.46E-04	6.67E-10	0.04	1.57E-01	4.02E-12	1.0E+06	4.0E-06
165	1.23382	1.39E-06	1.7E-06	3.46E-04	5.93E-10	0.04	1.57E-01	3.57E-12	1.0E+06	3.6E-06
166	1.12484	1.39E-06	1.6E-06	3.46E-04	5.41E-10	0.04	1.57E-01	3.26E-12	1.0E+06	3.3E-06
167	0.99751	1.39E-06	1.4E-06	3.46E-04	4.79E-10	0.04	1.57E-01	2.89E-12	1.0E+06	2.9E-06
168	0.87538	1.39E-06	1.2E-06	3.46E-04	4.21E-10	0.04	1.57E-01	2.54E-12	1.0E+06	2.5E-06
169	0.80333	1.39E-06	1.1E-06	3.46E-04	3.86E-10	0.04	1.57E-01	2.33E-12	1.0E+06	2.3E-06
170	0.71866	1.39E-06	1.0E-06	3.46E-04	3.45E-10	0.04	1.57E-01	2.08E-12	1.0E+06	2.1E-06
171	4.89369	1.39E-06	6.8E-06	3.46E-04	2.35E-09	0.04	1.57E-01	1.42E-11	1.0E+06	1.4E-05
172	4.23822	1.39E-06	5.9E-06	3.46E-04	2.04E-09	0.04	1.57E-01	1.23E-11	1.0E+06	1.2E-05
173	3.5815	1.39E-06	5.0E-06	3.46E-04	1.72E-09	0.04	1.57E-01	1.04E-11	1.0E+06	1.0E-05
174	2.8665	1.39E-06	4.0E-06	3.46E-04	1.38E-09	0.04	1.57E-01	8.30E-12	1.0E+06	8.3E-06
175	2.55401	1.39E-06	3.5E-06	3.46E-04	1.23E-09	0.04	1.57E-01	7.40E-12	1.0E+06	7.4E-06
176	2.2436	1.39E-06	3.1E-06	3.46E-04	1.08E-09	0.04	1.57E-01	6.50E-12	1.0E+06	6.5E-06
177	1.86418	1.39E-06	2.6E-06	3.46E-04	8.96E-10	0.04	1.57E-01	5.40E-12	1.0E+06	5.4E-06
178	1.66048	1.39E-06	2.3E-06	3.46E-04	7.98E-10	0.04	1.57E-01	4.81E-12	1.0E+06	4.8E-06
179	1.49454	1.39E-06	2.1E-06	3.46E-04	7.18E-10	0.04	1.57E-01	4.33E-12	1.0E+06	4.3E-06
180	1.30111	1.39E-06	1.8E-06	3.46E-04	6.25E-10	0.04	1.57E-01	3.77E-12	1.0E+06	3.8E-06
181	1.15995	1.39E-06	1.6E-06	3.46E-04	5.57E-10	0.04	1.57E-01	3.36E-12	1.0E+06	3.4E-06
182	1.06517	1.39E-06	1.5E-06	3.46E-04	5.12E-10	0.04	1.57E-01	3.09E-12	1.0E+06	3.1E-06
183	0.95092	1.39E-06	1.3E-06	3.46E-04	4.57E-10	0.04	1.57E-01	2.75E-12	1.0E+06	2.8E-06
184	0.8363	1.39E-06	1.2E-06	3.46E-04	4.02E-10	0.04	1.57E-01	2.42E-12	1.0E+06	2.4E-06
185	0.77225	1.39E-06	1.1E-06	3.46E-04	3.71E-10	0.04	1.57E-01	2.24E-12	1.0E+06	2.2E-06
186	0.69601	1.39E-06	9.7E-07	3.46E-04	3.34E-10	0.04	1.57E-01	2.02E-12	1.0E+06	2.0E-06

Ventura Ranch

P1 - Demolition Haul or Vendor Risk

							Cancer Risk from 3rd Trimester			
Receptor #	Conc	g/sec	Cair	Dose Constant	Dose	ED	Risk Constant	Risk	Constant 2	Risk/ Million
187	4.36778	1.39E-06	6.1E-06	3.46E-04	2.10E-09	0.04	1.57E-01	1.27E-11	1.0E+06	1.3E-05
188	3.80089	1.39E-06	5.3E-06	3.46E-04	1.83E-09	0.04	1.57E-01	1.10E-11	1.0E+06	1.1E-05
189	3.22347	1.39E-06	4.5E-06	3.46E-04	1.55E-09	0.04	1.57E-01	9.34E-12	1.0E+06	9.3E-06
190	2.5863	1.39E-06	3.6E-06	3.46E-04	1.24E-09	0.04	1.57E-01	7.49E-12	1.0E+06	7.5E-06
191	2.31388	1.39E-06	3.2E-06	3.46E-04	1.11E-09	0.04	1.57E-01	6.70E-12	1.0E+06	6.7E-06
192	2.05249	1.39E-06	2.8E-06	3.46E-04	9.86E-10	0.04	1.57E-01	5.94E-12	1.0E+06	5.9E-06
193	1.71095	1.39E-06	2.4E-06	3.46E-04	8.22E-10	0.04	1.57E-01	4.96E-12	1.0E+06	5.0E-06
194	1.53079	1.39E-06	2.1E-06	3.46E-04	7.36E-10	0.04	1.57E-01	4.43E-12	1.0E+06	4.4E-06
195	1.38985	1.39E-06	1.9E-06	3.46E-04	6.68E-10	0.04	1.57E-01	4.03E-12	1.0E+06	4.0E-06
196	1.21992	1.39E-06	1.7E-06	3.46E-04	5.86E-10	0.04	1.57E-01	3.53E-12	1.0E+06	3.5E-06
197	1.09269	1.39E-06	1.5E-06	3.46E-04	5.25E-10	0.04	1.57E-01	3.16E-12	1.0E+06	3.2E-06
198	1.00881	1.39E-06	1.4E-06	3.46E-04	4.85E-10	0.04	1.57E-01	2.92E-12	1.0E+06	2.9E-06
199	0.90597	1.39E-06	1.3E-06	3.46E-04	4.35E-10	0.04	1.57E-01	2.62E-12	1.0E+06	2.6E-06
200	0.79278	1.39E-06	1.1E-06	3.46E-04	3.81E-10	0.04	1.57E-01	2.30E-12	1.0E+06	2.3E-06
201	0.73859	1.39E-06	1.0E-06	3.46E-04	3.55E-10	0.04	1.57E-01	2.14E-12	1.0E+06	2.1E-06
202	0.67144	1.39E-06	9.3E-07	3.46E-04	3.23E-10	0.04	1.57E-01	1.94E-12	1.0E+06	1.9E-06
203	3.9794	1.39E-06	5.5E-06	3.46E-04	1.91E-09	0.04	1.57E-01	1.15E-11	1.0E+06	1.2E-05
204	3.46719	1.39E-06	4.8E-06	3.46E-04	1.67E-09	0.04	1.57E-01	1.00E-11	1.0E+06	1.0E-05
205	2.95601	1.39E-06	4.1E-06	3.46E-04	1.42E-09	0.04	1.57E-01	8.56E-12	1.0E+06	8.6E-06
206	2.37539	1.39E-06	3.3E-06	3.46E-04	1.14E-09	0.04	1.57E-01	6.88E-12	1.0E+06	6.9E-06
207	2.11394	1.39E-06	2.9E-06	3.46E-04	1.02E-09	0.04	1.57E-01	6.12E-12	1.0E+06	6.1E-06
208	1.88754	1.39E-06	2.6E-06	3.46E-04	9.07E-10	0.04	1.57E-01	5.47E-12	1.0E+06	5.5E-06
209	1.58052	1.39E-06	2.2E-06	3.46E-04	7.59E-10	0.04	1.57E-01	4.58E-12	1.0E+06	4.6E-06
210	1.41196	1.39E-06	2.0E-06	3.46E-04	6.78E-10	0.04	1.57E-01	4.09E-12	1.0E+06	4.1E-06
211	1.28783	1.39E-06	1.8E-06	3.46E-04	6.19E-10	0.04	1.57E-01	3.73E-12	1.0E+06	3.7E-06
212	1.14851	1.39E-06	1.6E-06	3.46E-04	5.52E-10	0.04	1.57E-01	3.33E-12	1.0E+06	3.3E-06
213	1.03851	1.39E-06	1.4E-06	3.46E-04	4.99E-10	0.04	1.57E-01	3.01E-12	1.0E+06	3.0E-06
214	0.96226	1.39E-06	1.3E-06	3.46E-04	4.62E-10	0.04	1.57E-01	2.79E-12	1.0E+06	2.8E-06
215	0.86395	1.39E-06	1.2E-06	3.46E-04	4.15E-10	0.04	1.57E-01	2.50E-12	1.0E+06	2.5E-06
216	0.7513	1.39E-06	1.0E-06	3.46E-04	3.61E-10	0.04	1.57E-01	2.18E-12	1.0E+06	2.2E-06
217	0.70358	1.39E-06	9.8E-07	3.46E-04	3.38E-10	0.04	1.57E-01	2.04E-12	1.0E+06	2.0E-06

Ventura Ranch

P1 - Demolition Haul or Vendor Risk

							Cancer Risk from 3rd Trimester			
Receptor #	Conc	g/sec	Cair	Dose Constant	Dose	ED	Risk Constant	Risk	Constant 2	Risk/ Million
218	0.64811	1.39E-06	9.0E-07	3.46E-04	3.11E-10	0.04	1.57E-01	1.88E-12	1.0E+06	1.9E-06
219	3.66138	1.39E-06	5.1E-06	3.46E-04	1.76E-09	0.04	1.57E-01	1.06E-11	1.0E+06	1.1E-05
220	3.20101	1.39E-06	4.4E-06	3.46E-04	1.54E-09	0.04	1.57E-01	9.27E-12	1.0E+06	9.3E-06
221	2.73219	1.39E-06	3.8E-06	3.46E-04	1.31E-09	0.04	1.57E-01	7.91E-12	1.0E+06	7.9E-06
222	2.20339	1.39E-06	3.1E-06	3.46E-04	1.06E-09	0.04	1.57E-01	6.38E-12	1.0E+06	6.4E-06
223	1.94883	1.39E-06	2.7E-06	3.46E-04	9.36E-10	0.04	1.57E-01	5.64E-12	1.0E+06	5.6E-06
224	1.73834	1.39E-06	2.4E-06	3.46E-04	8.35E-10	0.04	1.57E-01	5.03E-12	1.0E+06	5.0E-06
225	1.48285	1.39E-06	2.1E-06	3.46E-04	7.13E-10	0.04	1.57E-01	4.29E-12	1.0E+06	4.3E-06
226	1.30979	1.39E-06	1.8E-06	3.46E-04	6.29E-10	0.04	1.57E-01	3.79E-12	1.0E+06	3.8E-06
227	1.1994	1.39E-06	1.7E-06	3.46E-04	5.76E-10	0.04	1.57E-01	3.47E-12	1.0E+06	3.5E-06
228	1.08286	1.39E-06	1.5E-06	3.46E-04	5.20E-10	0.04	1.57E-01	3.14E-12	1.0E+06	3.1E-06
229	0.99514	1.39E-06	1.4E-06	3.46E-04	4.78E-10	0.04	1.57E-01	2.88E-12	1.0E+06	2.9E-06
230	0.91976	1.39E-06	1.3E-06	3.46E-04	4.42E-10	0.04	1.57E-01	2.66E-12	1.0E+06	2.7E-06
231	0.80234	1.39E-06	1.1E-06	3.46E-04	3.86E-10	0.04	1.57E-01	2.32E-12	1.0E+06	2.3E-06
232	0.71245	1.39E-06	9.9E-07	3.46E-04	3.42E-10	0.04	1.57E-01	2.06E-12	1.0E+06	2.1E-06
233	0.67073	1.39E-06	9.3E-07	3.46E-04	3.22E-10	0.04	1.57E-01	1.94E-12	1.0E+06	1.9E-06
234	0.62035	1.39E-06	8.6E-07	3.46E-04	2.98E-10	0.04	1.57E-01	1.80E-12	1.0E+06	1.8E-06
235	3.39092	1.39E-06	4.7E-06	3.46E-04	1.63E-09	0.04	1.57E-01	9.82E-12	1.0E+06	9.8E-06
236	2.97217	1.39E-06	4.1E-06	3.46E-04	1.43E-09	0.04	1.57E-01	8.61E-12	1.0E+06	8.6E-06
237	2.54207	1.39E-06	3.5E-06	3.46E-04	1.22E-09	0.04	1.57E-01	7.36E-12	1.0E+06	7.4E-06
238	2.07519	1.39E-06	2.9E-06	3.46E-04	9.97E-10	0.04	1.57E-01	6.01E-12	1.0E+06	6.0E-06
239	1.80708	1.39E-06	2.5E-06	3.46E-04	8.68E-10	0.04	1.57E-01	5.23E-12	1.0E+06	5.2E-06
240	1.62604	1.39E-06	2.3E-06	3.46E-04	7.81E-10	0.04	1.57E-01	4.71E-12	1.0E+06	4.7E-06
241	1.41878	1.39E-06	2.0E-06	3.46E-04	6.82E-10	0.04	1.57E-01	4.11E-12	1.0E+06	4.1E-06
242	1.22129	1.39E-06	1.7E-06	3.46E-04	5.87E-10	0.04	1.57E-01	3.54E-12	1.0E+06	3.5E-06
243	1.12972	1.39E-06	1.6E-06	3.46E-04	5.43E-10	0.04	1.57E-01	3.27E-12	1.0E+06	3.3E-06
244	1.03008	1.39E-06	1.4E-06	3.46E-04	4.95E-10	0.04	1.57E-01	2.98E-12	1.0E+06	3.0E-06
245	0.95441	1.39E-06	1.3E-06	3.46E-04	4.59E-10	0.04	1.57E-01	2.76E-12	1.0E+06	2.8E-06
246	0.88044	1.39E-06	1.2E-06	3.46E-04	4.23E-10	0.04	1.57E-01	2.55E-12	1.0E+06	2.5E-06
247	0.73693	1.39E-06	1.0E-06	3.46E-04	3.54E-10	0.04	1.57E-01	2.13E-12	1.0E+06	2.1E-06
248	0.68162	1.39E-06	9.5E-07	3.46E-04	3.28E-10	0.04	1.57E-01	1.97E-12	1.0E+06	2.0E-06

Ventura Ranch

P1 - Demolition Haul or Vendor Risk

					Cancer Risk from 3rd Trimester					
Receptor #	Conc	g/sec	Cair	Dose Constant	Dose	ED	Risk Constant	Risk	Constant 2	Risk/ Million
249	0.63868	1.39E-06	8.9E-07	3.46E-04	3.07E-10	0.04	1.57E-01	1.85E-12	1.0E+06	1.8E-06
250	0.59265	1.39E-06	8.2E-07	3.46E-04	2.85E-10	0.04	1.57E-01	1.72E-12	1.0E+06	1.7E-06
251	3.19575	1.39E-06	4.4E-06	3.46E-04	1.54E-09	0.04	1.57E-01	9.26E-12	1.0E+06	9.3E-06
252	2.76951	1.39E-06	3.8E-06	3.46E-04	1.33E-09	0.04	1.57E-01	8.02E-12	1.0E+06	8.0E-06
253	2.38914	1.39E-06	3.3E-06	3.46E-04	1.15E-09	0.04	1.57E-01	6.92E-12	1.0E+06	6.9E-06
254	2.00279	1.39E-06	2.8E-06	3.46E-04	9.62E-10	0.04	1.57E-01	5.80E-12	1.0E+06	5.8E-06
255	1.68993	1.39E-06	2.3E-06	3.46E-04	8.12E-10	0.04	1.57E-01	4.89E-12	1.0E+06	4.9E-06
256	1.53663	1.39E-06	2.1E-06	3.46E-04	7.38E-10	0.04	1.57E-01	4.45E-12	1.0E+06	4.5E-06
257	1.364	1.39E-06	1.9E-06	3.46E-04	6.55E-10	0.04	1.57E-01	3.95E-12	1.0E+06	4.0E-06
258	1.1574	1.39E-06	1.6E-06	3.46E-04	5.56E-10	0.04	1.57E-01	3.35E-12	1.0E+06	3.4E-06
259	1.06634	1.39E-06	1.5E-06	3.46E-04	5.12E-10	0.04	1.57E-01	3.09E-12	1.0E+06	3.1E-06
260	0.97769	1.39E-06	1.4E-06	3.46E-04	4.70E-10	0.04	1.57E-01	2.83E-12	1.0E+06	2.8E-06
261	0.90503	1.39E-06	1.3E-06	3.46E-04	4.35E-10	0.04	1.57E-01	2.62E-12	1.0E+06	2.6E-06
262	0.84018	1.39E-06	1.2E-06	3.46E-04	4.04E-10	0.04	1.57E-01	2.43E-12	1.0E+06	2.4E-06
263	0.7006	1.39E-06	9.7E-07	3.46E-04	3.37E-10	0.04	1.57E-01	2.03E-12	1.0E+06	2.0E-06
264	0.6597	1.39E-06	9.2E-07	3.46E-04	3.17E-10	0.04	1.57E-01	1.91E-12	1.0E+06	1.9E-06
265	0.60324	1.39E-06	8.4E-07	3.46E-04	2.90E-10	0.04	1.57E-01	1.75E-12	1.0E+06	1.7E-06
266	0.55813	1.39E-06	7.7E-07	3.46E-04	2.68E-10	0.04	1.57E-01	1.62E-12	1.0E+06	1.6E-06
267	3.11959	1.39E-06	4.3E-06	3.46E-04	1.50E-09	0.04	1.57E-01	9.04E-12	1.0E+06	9.0E-06
268	2.58145	1.39E-06	3.6E-06	3.46E-04	1.24E-09	0.04	1.57E-01	7.48E-12	1.0E+06	7.5E-06
269	2.26569	1.39E-06	3.1E-06	3.46E-04	1.09E-09	0.04	1.57E-01	6.56E-12	1.0E+06	6.6E-06
270	1.95614	1.39E-06	2.7E-06	3.46E-04	9.40E-10	0.04	1.57E-01	5.67E-12	1.0E+06	5.7E-06
271	1.60196	1.39E-06	2.2E-06	3.46E-04	7.70E-10	0.04	1.57E-01	4.64E-12	1.0E+06	4.6E-06
272	1.45263	1.39E-06	2.0E-06	3.46E-04	6.98E-10	0.04	1.57E-01	4.21E-12	1.0E+06	4.2E-06
273	1.30412	1.39E-06	1.8E-06	3.46E-04	6.27E-10	0.04	1.57E-01	3.78E-12	1.0E+06	3.8E-06
274	1.13089	1.39E-06	1.6E-06	3.46E-04	5.43E-10	0.04	1.57E-01	3.28E-12	1.0E+06	3.3E-06
275	1.00821	1.39E-06	1.4E-06	3.46E-04	4.84E-10	0.04	1.57E-01	2.92E-12	1.0E+06	2.9E-06
276	0.93564	1.39E-06	1.3E-06	3.46E-04	4.50E-10	0.04	1.57E-01	2.71E-12	1.0E+06	2.7E-06
277	0.84125	1.39E-06	1.2E-06	3.46E-04	4.04E-10	0.04	1.57E-01	2.44E-12	1.0E+06	2.4E-06
278	0.75547	1.39E-06	1.0E-06	3.46E-04	3.63E-10	0.04	1.57E-01	2.19E-12	1.0E+06	2.2E-06
279	0.68855	1.39E-06	9.6E-07	3.46E-04	3.31E-10	0.04	1.57E-01	1.99E-12	1.0E+06	2.0E-06

Ventura Ranch

P1 - Demolition Haul or Vendor Risk

		Cancer Risk from 3rd Trimester								
Receptor #	Conc	g/sec	Cair	Dose Constant	Dose	ED	Risk Constant	Risk	Constant 2	Risk/ Million
280	0.64515	1.39E-06	9.0E-07	3.46E-04	3.10E-10	0.04	1.57E-01	1.87E-12	1.0E+06	1.9E-06
281	0.5882	1.39E-06	8.2E-07	3.46E-04	2.83E-10	0.04	1.57E-01	1.70E-12	1.0E+06	1.7E-06
282	0.54895	1.39E-06	7.6E-07	3.46E-04	2.64E-10	0.04	1.57E-01	1.59E-12	1.0E+06	1.6E-06
283	3.12407	1.39E-06	4.3E-06	3.46E-04	1.50E-09	0.04	1.57E-01	9.05E-12	1.0E+06	9.0E-06
284	2.44466	1.39E-06	3.4E-06	3.46E-04	1.17E-09	0.04	1.57E-01	7.08E-12	1.0E+06	7.1E-06
285	2.17069	1.39E-06	3.0E-06	3.46E-04	1.04E-09	0.04	1.57E-01	6.29E-12	1.0E+06	6.3E-06
286	1.88906	1.39E-06	2.6E-06	3.46E-04	9.08E-10	0.04	1.57E-01	5.47E-12	1.0E+06	5.5E-06
287	1.56333	1.39E-06	2.2E-06	3.46E-04	7.51E-10	0.04	1.57E-01	4.53E-12	1.0E+06	4.5E-06
288	1.37606	1.39E-06	1.9E-06	3.46E-04	6.61E-10	0.04	1.57E-01	3.99E-12	1.0E+06	4.0E-06
289	1.25716	1.39E-06	1.7E-06	3.46E-04	6.04E-10	0.04	1.57E-01	3.64E-12	1.0E+06	3.6E-06
290	1.11964	1.39E-06	1.6E-06	3.46E-04	5.38E-10	0.04	1.57E-01	3.24E-12	1.0E+06	3.2E-06
291	0.96908	1.39E-06	1.3E-06	3.46E-04	4.66E-10	0.04	1.57E-01	2.81E-12	1.0E+06	2.8E-06
292	0.89906	1.39E-06	1.2E-06	3.46E-04	4.32E-10	0.04	1.57E-01	2.60E-12	1.0E+06	2.6E-06
293	0.81305	1.39E-06	1.1E-06	3.46E-04	3.91E-10	0.04	1.57E-01	2.35E-12	1.0E+06	2.4E-06
294	0.74039	1.39E-06	1.0E-06	3.46E-04	3.56E-10	0.04	1.57E-01	2.14E-12	1.0E+06	2.1E-06
295	0.68021	1.39E-06	9.4E-07	3.46E-04	3.27E-10	0.04	1.57E-01	1.97E-12	1.0E+06	2.0E-06
296	0.63215	1.39E-06	8.8E-07	3.46E-04	3.04E-10	0.04	1.57E-01	1.83E-12	1.0E+06	1.8E-06
297	0.58027	1.39E-06	8.1E-07	3.46E-04	2.79E-10	0.04	1.57E-01	1.68E-12	1.0E+06	1.7E-06
298	0.53761	1.39E-06	7.5E-07	3.46E-04	2.58E-10	0.04	1.57E-01	1.56E-12	1.0E+06	1.6E-06
299	2.3673	1.39E-06	3.3E-06	3.46E-04	1.14E-09	0.04	1.57E-01	6.86E-12	1.0E+06	6.9E-06
300	2.07588	1.39E-06	2.9E-06	3.46E-04	9.97E-10	0.04	1.57E-01	6.01E-12	1.0E+06	6.0E-06
301	1.84684	1.39E-06	2.6E-06	3.46E-04	8.87E-10	0.04	1.57E-01	5.35E-12	1.0E+06	5.3E-06
302	1.60304	1.39E-06	2.2E-06	3.46E-04	7.70E-10	0.04	1.57E-01	4.64E-12	1.0E+06	4.6E-06
303	1.38056	1.39E-06	1.9E-06	3.46E-04	6.63E-10	0.04	1.57E-01	4.00E-12	1.0E+06	4.0E-06
304	1.21221	1.39E-06	1.7E-06	3.46E-04	5.82E-10	0.04	1.57E-01	3.51E-12	1.0E+06	3.5E-06
305	1.07733	1.39E-06	1.5E-06	3.46E-04	5.18E-10	0.04	1.57E-01	3.12E-12	1.0E+06	3.1E-06
306	0.95597	1.39E-06	1.3E-06	3.46E-04	4.59E-10	0.04	1.57E-01	2.77E-12	1.0E+06	2.8E-06
307	0.87173	1.39E-06	1.2E-06	3.46E-04	4.19E-10	0.04	1.57E-01	2.52E-12	1.0E+06	2.5E-06
308	0.79628	1.39E-06	1.1E-06	3.46E-04	3.83E-10	0.04	1.57E-01	2.31E-12	1.0E+06	2.3E-06

Ventura Ranch

P1 - Demolition Haul or Vendor Risk

		Cancer Risk from 3rd Trimester								
Receptor #	Conc	g/sec	Cair	Dose Constant	Dose	ED	Risk Constant	Risk	Constant 2	Risk/ Million
309	0.71892	1.39E-06	1.0E-06	3.46E-04	3.45E-10	0.04	1.57E-01	2.08E-12	1.0E+06	2.1E-06
310	0.66416	1.39E-06	9.2E-07	3.46E-04	3.19E-10	0.04	1.57E-01	1.92E-12	1.0E+06	1.9E-06
311	0.62531	1.39E-06	8.7E-07	3.46E-04	3.00E-10	0.04	1.57E-01	1.81E-12	1.0E+06	1.8E-06
312	0.58519	1.39E-06	8.1E-07	3.46E-04	2.81E-10	0.04	1.57E-01	1.69E-12	1.0E+06	1.7E-06
313	0.52414	1.39E-06	7.3E-07	3.46E-04	2.52E-10	0.04	1.57E-01	1.52E-12	1.0E+06	1.5E-06
314	2.42625	1.39E-06	3.4E-06	3.46E-04	1.17E-09	0.04	1.57E-01	7.03E-12	1.0E+06	7.0E-06
315	1.96962	1.39E-06	2.7E-06	3.46E-04	9.46E-10	0.04	1.57E-01	5.70E-12	1.0E+06	5.7E-06
316	1.77895	1.39E-06	2.5E-06	3.46E-04	8.55E-10	0.04	1.57E-01	5.15E-12	1.0E+06	5.2E-06
317	1.55978	1.39E-06	2.2E-06	3.46E-04	7.49E-10	0.04	1.57E-01	4.52E-12	1.0E+06	4.5E-06
318	1.27319	1.39E-06	1.8E-06	3.46E-04	6.12E-10	0.04	1.57E-01	3.69E-12	1.0E+06	3.7E-06
319	1.16767	1.39E-06	1.6E-06	3.46E-04	5.61E-10	0.04	1.57E-01	3.38E-12	1.0E+06	3.4E-06
320	1.05803	1.39E-06	1.5E-06	3.46E-04	5.08E-10	0.04	1.57E-01	3.06E-12	1.0E+06	3.1E-06
321	0.91141	1.39E-06	1.3E-06	3.46E-04	4.38E-10	0.04	1.57E-01	2.64E-12	1.0E+06	2.6E-06
322	0.84743	1.39E-06	1.2E-06	3.46E-04	4.07E-10	0.04	1.57E-01	2.45E-12	1.0E+06	2.5E-06
323	0.7818	1.39E-06	1.1E-06	3.46E-04	3.76E-10	0.04	1.57E-01	2.26E-12	1.0E+06	2.3E-06
324	0.7093	1.39E-06	9.8E-07	3.46E-04	3.41E-10	0.04	1.57E-01	2.05E-12	1.0E+06	2.1E-06
325	0.65216	1.39E-06	9.1E-07	3.46E-04	3.13E-10	0.04	1.57E-01	1.89E-12	1.0E+06	1.9E-06
326	0.61721	1.39E-06	8.6E-07	3.46E-04	2.97E-10	0.04	1.57E-01	1.79E-12	1.0E+06	1.8E-06
327	0.57761	1.39E-06	8.0E-07	3.46E-04	2.78E-10	0.04	1.57E-01	1.67E-12	1.0E+06	1.7E-06
328	0.5113	1.39E-06	7.1E-07	3.46E-04	2.46E-10	0.04	1.57E-01	1.48E-12	1.0E+06	1.5E-06
329	2.4358	1.39E-06	3.4E-06	3.46E-04	1.17E-09	0.04	1.57E-01	7.05E-12	1.0E+06	7.1E-06
330	1.87806	1.39E-06	2.6E-06	3.46E-04	9.02E-10	0.04	1.57E-01	5.44E-12	1.0E+06	5.4E-06
331	1.69884	1.39E-06	2.4E-06	3.46E-04	8.16E-10	0.04	1.57E-01	4.92E-12	1.0E+06	4.9E-06
332	1.50216	1.39E-06	2.1E-06	3.46E-04	7.22E-10	0.04	1.57E-01	4.35E-12	1.0E+06	4.4E-06
333	1.24376	1.39E-06	1.7E-06	3.46E-04	5.98E-10	0.04	1.57E-01	3.60E-12	1.0E+06	3.6E-06
334	1.13765	1.39E-06	1.6E-06	3.46E-04	5.47E-10	0.04	1.57E-01	3.29E-12	1.0E+06	3.3E-06
335	1.04077	1.39E-06	1.4E-06	3.46E-04	5.00E-10	0.04	1.57E-01	3.01E-12	1.0E+06	3.0E-06
336	0.90045	1.39E-06	1.2E-06	3.46E-04	4.33E-10	0.04	1.57E-01	2.61E-12	1.0E+06	2.6E-06
337	0.83257	1.39E-06	1.2E-06	3.46E-04	4.00E-10	0.04	1.57E-01	2.41E-12	1.0E+06	2.4E-06
338	0.77573	1.39E-06	1.1E-06	3.46E-04	3.73E-10	0.04	1.57E-01	2.25E-12	1.0E+06	2.2E-06
339	0.70836	1.39E-06	9.8E-07	3.46E-04	3.40E-10	0.04	1.57E-01	2.05E-12	1.0E+06	2.1E-06

Ventura Ranch

P1 - Demolition Haul or Vendor Risk

		Cancer Risk from 3rd Trimester								
Receptor #	Conc	g/sec	Cair	Dose Constant	Dose	ED	Risk Constant	Risk	Constant 2	Risk/ Million
340	0.64247	1.39E-06	8.9E-07	3.46E-04	3.09E-10	0.04	1.57E-01	1.86E-12	1.0E+06	1.9E-06
341	0.60896	1.39E-06	8.5E-07	3.46E-04	2.93E-10	0.04	1.57E-01	1.76E-12	1.0E+06	1.8E-06
342	0.56955	1.39E-06	7.9E-07	3.46E-04	2.74E-10	0.04	1.57E-01	1.65E-12	1.0E+06	1.6E-06
343	0.50006	1.39E-06	6.9E-07	3.46E-04	2.40E-10	0.04	1.57E-01	1.45E-12	1.0E+06	1.4E-06
344	0.4431	1.39E-06	6.2E-07	3.46E-04	2.13E-10	0.04	1.57E-01	1.28E-12	1.0E+06	1.3E-06
345	2.34	1.39E-06	3.2E-06	3.46E-04	1.12E-09	0.04	1.57E-01	6.78E-12	1.0E+06	6.8E-06
346	1.79496	1.39E-06	2.5E-06	3.46E-04	8.63E-10	0.04	1.57E-01	5.20E-12	1.0E+06	5.2E-06
347	1.62381	1.39E-06	2.3E-06	3.46E-04	7.80E-10	0.04	1.57E-01	4.70E-12	1.0E+06	4.7E-06
348	1.44603	1.39E-06	2.0E-06	3.46E-04	6.95E-10	0.04	1.57E-01	4.19E-12	1.0E+06	4.2E-06
349	1.22519	1.39E-06	1.7E-06	3.46E-04	5.89E-10	0.04	1.57E-01	3.55E-12	1.0E+06	3.5E-06
350	1.11205	1.39E-06	1.5E-06	3.46E-04	5.34E-10	0.04	1.57E-01	3.22E-12	1.0E+06	3.2E-06
351	1.0191	1.39E-06	1.4E-06	3.46E-04	4.90E-10	0.04	1.57E-01	2.95E-12	1.0E+06	3.0E-06
352	0.90144	1.39E-06	1.3E-06	3.46E-04	4.33E-10	0.04	1.57E-01	2.61E-12	1.0E+06	2.6E-06
353	0.82225	1.39E-06	1.1E-06	3.46E-04	3.95E-10	0.04	1.57E-01	2.38E-12	1.0E+06	2.4E-06
354	0.76898	1.39E-06	1.1E-06	3.46E-04	3.70E-10	0.04	1.57E-01	2.23E-12	1.0E+06	2.2E-06
355	0.70553	1.39E-06	9.8E-07	3.46E-04	3.39E-10	0.04	1.57E-01	2.04E-12	1.0E+06	2.0E-06
356	0.63303	1.39E-06	8.8E-07	3.46E-04	3.04E-10	0.04	1.57E-01	1.83E-12	1.0E+06	1.8E-06
357	0.60153	1.39E-06	8.3E-07	3.46E-04	2.89E-10	0.04	1.57E-01	1.74E-12	1.0E+06	1.7E-06
358	0.56302	1.39E-06	7.8E-07	3.46E-04	2.71E-10	0.04	1.57E-01	1.63E-12	1.0E+06	1.6E-06
359	0.49987	1.39E-06	6.9E-07	3.46E-04	2.40E-10	0.04	1.57E-01	1.45E-12	1.0E+06	1.4E-06
360	0.43163	1.39E-06	6.0E-07	3.46E-04	2.07E-10	0.04	1.57E-01	1.25E-12	1.0E+06	1.3E-06

Ventura Ranch

P1 - Demolition Haul or Vendor Risk

Max Cancer Risk Cancer Risk	
Receptor #	**Total Risk/ Million**
1	7.9E-07
2	7.5E-07
3	7.2E-07
4	6.9E-07
5	6.6E-07
6	6.3E-07
7	5.9E-07
8	5.5E-07
9	5.1E-07
10	4.7E-07
11	4.3E-07
12	3.9E-07
13	3.5E-07
14	3.2E-07
15	3.0E-07
16	2.8E-07
17	2.3E-07
18	2.2E-07
19	2.0E-07
20	1.8E-07
21	1.6E-07
22	6.1E-07
23	5.7E-07
24	5.3E-07
25	4.9E-07
26	4.5E-07
27	4.1E-07
28	3.6E-07
29	3.3E-07
30	3.2E-07
31	2.7E-07

Max	**Receptor #**	
6.068E-05	93	Res

Chronic Non Cancer Risk	
REL	**HI Offroad**
5	7.58E-08
5	7.20E-08
5	6.89E-08
5	6.62E-08
5	6.36E-08
5	6.00E-08
5	5.63E-08
5	5.28E-08
5	4.88E-08
5	4.47E-08
5	4.09E-08
5	3.74E-08
5	3.40E-08
5	3.09E-08
5	2.86E-08
5	2.66E-08
5	2.25E-08
5	2.12E-08
5	1.87E-08
5	1.73E-08
5	1.57E-08
5	5.81E-08
5	5.43E-08
5	5.04E-08
5	4.67E-08
5	4.29E-08
5	3.89E-08
5	3.49E-08
5	3.20E-08
5	3.04E-08
5	2.55E-08

Max	**Receptor #**	
5.817E-06	93	Res

Ventura Ranch

P1 - Demolition Haul or Vendor Risk

Max Cancer Risk Cancer Risk		*Chronic Non Cancer Risk*	
Receptor #	Total Risk/ Million	REL	HI Offroad
32	2.0E-07	5	1.95E-08
33	2.0E-07	5	1.90E-08
34	2.0E-07	5	1.94E-08
35	3.8E-07	5	3.67E-08
36	3.3E-07	5	3.17E-08
37	1.7E-06	5	1.66E-07
38	1.5E-06	5	1.45E-07
39	1.3E-06	5	1.28E-07
40	1.2E-06	5	1.15E-07
41	1.9E-06	5	1.83E-07
42	1.7E-06	5	1.58E-07
43	1.4E-06	5	1.39E-07
44	1.3E-06	5	1.24E-07
45	1.2E-06	5	1.13E-07
46	6.6E-07	5	6.35E-08
47	6.1E-07	5	5.89E-08
48	1.8E-06	5	1.74E-07
49	1.6E-06	5	1.51E-07
50	1.4E-06	5	1.34E-07
51	1.3E-06	5	1.22E-07
52	7.0E-07	5	6.70E-08
53	6.4E-07	5	6.16E-08
54	6.0E-07	5	5.77E-08
55	1.7E-06	5	1.66E-07
56	1.5E-06	5	1.46E-07
57	1.4E-06	5	1.33E-07
58	1.3E-06	5	1.23E-07
59	7.4E-07	5	7.05E-08
60	6.8E-07	5	6.52E-08
61	6.3E-07	5	6.06E-08
62	7.8E-07	5	7.43E-08

Ventura Ranch

P1 - Demolition Haul or Vendor Risk

Max Cancer Risk Cancer Risk		*Chronic Non Cancer Risk*	
Receptor #	Total Risk/ Million	REL	HI Offroad
63	7.2E-07	5	6.87E-08
64	6.6E-07	5	6.32E-08
65	7.6E-07	5	7.24E-08
66	2.9E-06	5	2.81E-07
67	2.4E-06	5	2.31E-07
68	3.7E-07	5	3.56E-08
69	3.0E-07	5	2.91E-08
70	2.6E-07	5	2.54E-08
71	2.4E-07	5	2.31E-08
72	3.4E-06	5	3.28E-07
73	2.8E-06	5	2.65E-07
74	4.6E-07	5	4.45E-08
75	3.9E-07	5	3.78E-08
76	3.3E-07	5	3.13E-08
77	2.8E-07	5	2.72E-08
78	2.7E-07	5	2.55E-08
79	4.1E-06	5	3.92E-07
80	3.2E-06	5	3.10E-07
81	4.7E-07	5	4.48E-08
82	4.2E-07	5	4.01E-08
83	3.9E-07	5	3.71E-08
84	3.8E-07	5	3.60E-08
85	3.2E-07	5	3.10E-08
86	5.0E-06	5	4.83E-07
87	3.7E-06	5	3.59E-07
88	4.6E-07	5	4.41E-08
89	4.5E-05	5	4.32E-06
90	3.3E-05	5	3.18E-06
91	5.3E-05	5	5.05E-06
92	3.2E-05	5	3.10E-06
93	6.1E-05	5	5.82E-06

Ventura Ranch

P1 - Demolition Haul or Vendor Risk

Max Cancer Risk Cancer Risk		*Chronic Non Cancer Risk*	
Receptor #	Total Risk/ Million	REL	HI Offroad
94	3.8E-05	5	3.61E-06
95	2.6E-05	5	2.52E-06
96	1.9E-05	5	1.85E-06
97	1.4E-05	5	1.39E-06
98	1.1E-05	5	1.08E-06
99	4.0E-05	5	3.81E-06
100	2.9E-05	5	2.75E-06
101	2.2E-05	5	2.08E-06
102	1.7E-05	5	1.61E-06
103	1.3E-05	5	1.26E-06
104	1.0E-05	5	9.98E-07
105	8.4E-06	5	8.01E-07
106	6.8E-06	5	6.56E-07
107	5.7E-06	5	5.50E-07
108	4.9E-06	5	4.67E-07
109	3.0E-05	5	2.83E-06
110	2.3E-05	5	2.19E-06
111	1.8E-05	5	1.73E-06
112	1.4E-05	5	1.35E-06
113	1.2E-05	5	1.11E-06
114	9.6E-06	5	9.22E-07
115	7.9E-06	5	7.58E-07
116	6.6E-06	5	6.34E-07
117	5.6E-06	5	5.36E-07
118	4.8E-06	5	4.56E-07
119	4.1E-06	5	3.89E-07
120	3.5E-06	5	3.34E-07
121	3.0E-06	5	2.91E-07
122	2.6E-06	5	2.52E-07
123	2.3E-05	5	2.24E-06
124	1.9E-05	5	1.81E-06

Ventura Ranch

P1 - Demolition Haul or Vendor Risk

Max Cancer Risk Cancer Risk		*Chronic Non Cancer Risk*	
Receptor #	Total Risk/ Million	REL	HI Offroad
125	1.5E-05	5	1.47E-06
126	1.2E-05	5	1.15E-06
127	1.0E-05	5	9.79E-07
128	8.7E-06	5	8.35E-07
129	7.0E-06	5	6.73E-07
130	6.0E-06	5	5.79E-07
131	5.3E-06	5	5.08E-07
132	4.6E-06	5	4.37E-07
133	4.0E-06	5	3.81E-07
134	3.5E-06	5	3.37E-07
135	3.1E-06	5	2.95E-07
136	2.7E-06	5	2.59E-07
137	2.4E-06	5	2.28E-07
138	2.1E-06	5	1.99E-07
139	1.9E-05	5	1.84E-06
140	1.6E-05	5	1.54E-06
141	1.3E-05	5	1.27E-06
142	1.0E-05	5	1.00E-06
143	9.1E-06	5	8.77E-07
144	7.9E-06	5	7.54E-07
145	6.4E-06	5	6.13E-07
146	5.6E-06	5	5.38E-07
147	5.0E-06	5	4.76E-07
148	4.3E-06	5	4.08E-07
149	3.8E-06	5	3.61E-07
150	3.4E-06	5	3.26E-07
151	3.0E-06	5	2.87E-07
152	2.6E-06	5	2.52E-07
153	2.4E-06	5	2.29E-07
154	2.1E-06	5	2.03E-07
155	1.6E-05	5	1.56E-06

Ventura Ranch

P1 - Demolition Haul or Vendor Risk

Max Cancer Risk Cancer Risk		*Chronic Non Cancer Risk*	
Receptor #	Total Risk/ Million	REL	HI Offroad
156	1.4E-05	5	1.33E-06
157	1.2E-05	5	1.12E-06
158	9.3E-06	5	8.88E-07
159	8.2E-06	5	7.87E-07
160	7.1E-06	5	6.84E-07
161	5.9E-06	5	5.62E-07
162	5.2E-06	5	4.98E-07
163	4.6E-06	5	4.46E-07
164	4.0E-06	5	3.85E-07
165	3.6E-06	5	3.43E-07
166	3.3E-06	5	3.12E-07
167	2.9E-06	5	2.77E-07
168	2.5E-06	5	2.43E-07
169	2.3E-06	5	2.23E-07
170	2.1E-06	5	2.00E-07
171	1.4E-05	5	1.36E-06
172	1.2E-05	5	1.18E-06
173	1.0E-05	5	9.94E-07
174	8.3E-06	5	7.96E-07
175	7.4E-06	5	7.09E-07
176	6.5E-06	5	6.23E-07
177	5.4E-06	5	5.18E-07
178	4.8E-06	5	4.61E-07
179	4.3E-06	5	4.15E-07
180	3.8E-06	5	3.61E-07
181	3.4E-06	5	3.22E-07
182	3.1E-06	5	2.96E-07
183	2.8E-06	5	2.64E-07
184	2.4E-06	5	2.32E-07
185	2.2E-06	5	2.14E-07
186	2.0E-06	5	1.93E-07

Ventura Ranch

P1 - Demolition Haul or Vendor Risk

Max Cancer Risk Cancer Risk		*Chronic Non Cancer Risk*	
Receptor #	Total Risk/ Million	REL	HI Offroad
187	1.3E-05	5	1.21E-06
188	1.1E-05	5	1.06E-06
189	9.3E-06	5	8.95E-07
190	7.5E-06	5	7.18E-07
191	6.7E-06	5	6.42E-07
192	5.9E-06	5	5.70E-07
193	5.0E-06	5	4.75E-07
194	4.4E-06	5	4.25E-07
195	4.0E-06	5	3.86E-07
196	3.5E-06	5	3.39E-07
197	3.2E-06	5	3.03E-07
198	2.9E-06	5	2.80E-07
199	2.6E-06	5	2.52E-07
200	2.3E-06	5	2.20E-07
201	2.1E-06	5	2.05E-07
202	1.9E-06	5	1.86E-07
203	1.2E-05	5	1.10E-06
204	1.0E-05	5	9.63E-07
205	8.6E-06	5	8.21E-07
206	6.9E-06	5	6.59E-07
207	6.1E-06	5	5.87E-07
208	5.5E-06	5	5.24E-07
209	4.6E-06	5	4.39E-07
210	4.1E-06	5	3.92E-07
211	3.7E-06	5	3.58E-07
212	3.3E-06	5	3.19E-07
213	3.0E-06	5	2.88E-07
214	2.8E-06	5	2.67E-07
215	2.5E-06	5	2.40E-07
216	2.2E-06	5	2.09E-07
217	2.0E-06	5	1.95E-07

Ventura Ranch

P1 - Demolition Haul or Vendor Risk

Max Cancer Risk Cancer Risk		*Chronic Non Cancer Risk*	
Receptor #	Total Risk/ Million	REL	HI Offroad
218	1.9E-06	5	1.80E-07
219	1.1E-05	5	1.02E-06
220	9.3E-06	5	8.89E-07
221	7.9E-06	5	7.59E-07
222	6.4E-06	5	6.12E-07
223	5.6E-06	5	5.41E-07
224	5.0E-06	5	4.83E-07
225	4.3E-06	5	4.12E-07
226	3.8E-06	5	3.64E-07
227	3.5E-06	5	3.33E-07
228	3.1E-06	5	3.01E-07
229	2.9E-06	5	2.76E-07
230	2.7E-06	5	2.55E-07
231	2.3E-06	5	2.23E-07
232	2.1E-06	5	1.98E-07
233	1.9E-06	5	1.86E-07
234	1.8E-06	5	1.72E-07
235	9.8E-06	5	9.41E-07
236	8.6E-06	5	8.25E-07
237	7.4E-06	5	7.06E-07
238	6.0E-06	5	5.76E-07
239	5.2E-06	5	5.02E-07
240	4.7E-06	5	4.51E-07
241	4.1E-06	5	3.94E-07
242	3.5E-06	5	3.39E-07
243	3.3E-06	5	3.14E-07
244	3.0E-06	5	2.86E-07
245	2.8E-06	5	2.65E-07
246	2.5E-06	5	2.44E-07
247	2.1E-06	5	2.05E-07
248	2.0E-06	5	1.89E-07

Ventura Ranch

P1 - Demolition Haul or Vendor Risk

Max Cancer Risk Cancer Risk		*Chronic Non Cancer Risk*	
Receptor #	Total Risk/ Million	REL	HI Offroad
249	1.8E-06	5	1.77E-07
250	1.7E-06	5	1.65E-07
251	9.3E-06	5	8.87E-07
252	8.0E-06	5	7.69E-07
253	6.9E-06	5	6.63E-07
254	5.8E-06	5	5.56E-07
255	4.9E-06	5	4.69E-07
256	4.5E-06	5	4.27E-07
257	4.0E-06	5	3.79E-07
258	3.4E-06	5	3.21E-07
259	3.1E-06	5	2.96E-07
260	2.8E-06	5	2.71E-07
261	2.6E-06	5	2.51E-07
262	2.4E-06	5	2.33E-07
263	2.0E-06	5	1.95E-07
264	1.9E-06	5	1.83E-07
265	1.7E-06	5	1.67E-07
266	1.6E-06	5	1.55E-07
267	9.0E-06	5	8.66E-07
268	7.5E-06	5	7.17E-07
269	6.6E-06	5	6.29E-07
270	5.7E-06	5	5.43E-07
271	4.6E-06	5	4.45E-07
272	4.2E-06	5	4.03E-07
273	3.8E-06	5	3.62E-07
274	3.3E-06	5	3.14E-07
275	2.9E-06	5	2.80E-07
276	2.7E-06	5	2.60E-07
277	2.4E-06	5	2.34E-07
278	2.2E-06	5	2.10E-07
279	2.0E-06	5	1.91E-07

Ventura Ranch

P1 - Demolition Haul or Vendor Risk

Max Cancer Risk Cancer Risk		*Chronic Non Cancer Risk*	
Receptor #	Total Risk/ Million	REL	HI Offroad
280	1.9E-06	5	1.79E-07
281	1.7E-06	5	1.63E-07
282	1.6E-06	5	1.52E-07
283	9.0E-06	5	8.67E-07
284	7.1E-06	5	6.79E-07
285	6.3E-06	5	6.03E-07
286	5.5E-06	5	5.24E-07
287	4.5E-06	5	4.34E-07
288	4.0E-06	5	3.82E-07
289	3.6E-06	5	3.49E-07
290	3.2E-06	5	3.11E-07
291	2.8E-06	5	2.69E-07
292	2.6E-06	5	2.50E-07
293	2.4E-06	5	2.26E-07
294	2.1E-06	5	2.06E-07
295	2.0E-06	5	1.89E-07
296	1.8E-06	5	1.75E-07
297	1.7E-06	5	1.61E-07
298	1.6E-06	5	1.49E-07
299	6.9E-06	5	6.57E-07
300	6.0E-06	5	5.76E-07
301	5.3E-06	5	5.13E-07
302	4.6E-06	5	4.45E-07
303	4.0E-06	5	3.83E-07
304	3.5E-06	5	3.37E-07
305	3.1E-06	5	2.99E-07
306	2.8E-06	5	2.65E-07
307	2.5E-06	5	2.42E-07
308	2.3E-06	5	2.21E-07

Ventura Ranch

P1 - Demolition Haul or Vendor Risk

Max Cancer Risk Cancer Risk		*Chronic Non Cancer Risk*	
Receptor #	Total Risk/ Million	REL	HI Offroad
309	2.1E-06	5	2.00E-07
310	1.9E-06	5	1.84E-07
311	1.8E-06	5	1.74E-07
312	1.7E-06	5	1.62E-07
313	1.5E-06	5	1.46E-07
314	7.0E-06	5	6.74E-07
315	5.7E-06	5	5.47E-07
316	5.2E-06	5	4.94E-07
317	4.5E-06	5	4.33E-07
318	3.7E-06	5	3.53E-07
319	3.4E-06	5	3.24E-07
320	3.1E-06	5	2.94E-07
321	2.6E-06	5	2.53E-07
322	2.5E-06	5	2.35E-07
323	2.3E-06	5	2.17E-07
324	2.1E-06	5	1.97E-07
325	1.9E-06	5	1.81E-07
326	1.8E-06	5	1.71E-07
327	1.7E-06	5	1.60E-07
328	1.5E-06	5	1.42E-07
329	7.1E-06	5	6.76E-07
330	5.4E-06	5	5.21E-07
331	4.9E-06	5	4.72E-07
332	4.4E-06	5	4.17E-07
333	3.6E-06	5	3.45E-07
334	3.3E-06	5	3.16E-07
335	3.0E-06	5	2.89E-07
336	2.6E-06	5	2.50E-07
337	2.4E-06	5	2.31E-07
338	2.2E-06	5	2.15E-07
339	2.1E-06	5	1.97E-07

Ventura Ranch

P1 - Demolition Haul or Vendor Risk

Max Cancer Risk Cancer Risk		*Chronic Non Cancer Risk*	
Receptor #	**Total Risk/ Million**	**REL**	**HI Offroad**
340	1.9E-06	5	1.78E-07
341	1.8E-06	5	1.69E-07
342	1.6E-06	5	1.58E-07
343	1.4E-06	5	1.39E-07
344	1.3E-06	5	1.23E-07
345	6.8E-06	5	6.50E-07
346	5.2E-06	5	4.98E-07
347	4.7E-06	5	4.51E-07
348	4.2E-06	5	4.01E-07
349	3.5E-06	5	3.40E-07
350	3.2E-06	5	3.09E-07
351	3.0E-06	5	2.83E-07
352	2.6E-06	5	2.50E-07
353	2.4E-06	5	2.28E-07
354	2.2E-06	5	2.13E-07
355	2.0E-06	5	1.96E-07
356	1.8E-06	5	1.76E-07
357	1.7E-06	5	1.67E-07
358	1.6E-06	5	1.56E-07
359	1.4E-06	5	1.39E-07
360	1.3E-06	5	1.20E-07

Ventura Ranch

P1- Site Preparation

		Cancer Risk from 3rd Trimester								
Receptor #	Conc	g/sec	Cair	Dose Constant	Dose	ED	Risk Constant	Risk	Constant 2	Risk/ Million
1	1.74419	1.56E-02	2.7E-02	3.46E-04	9.43E-06	0.14	1.57E-01	2.07E-07	1.0E+06	2.1E-01
2	1.48587	1.56E-02	2.3E-02	3.46E-04	8.04E-06	0.14	1.57E-01	1.76E-07	1.0E+06	1.8E-01
3	1.24779	1.56E-02	1.9E-02	3.46E-04	6.75E-06	0.14	1.57E-01	1.48E-07	1.0E+06	1.5E-01
4	1.0359	1.56E-02	1.6E-02	3.46E-04	5.60E-06	0.14	1.57E-01	1.23E-07	1.0E+06	1.2E-01
5	0.85211	1.56E-02	1.3E-02	3.46E-04	4.61E-06	0.14	1.57E-01	1.01E-07	1.0E+06	1.0E-01
6	0.69399	1.56E-02	1.1E-02	3.46E-04	3.75E-06	0.14	1.57E-01	8.24E-08	1.0E+06	8.2E-02
7	0.56428	1.56E-02	8.8E-03	3.46E-04	3.05E-06	0.14	1.57E-01	6.70E-08	1.0E+06	6.7E-02
8	0.45951	1.56E-02	7.2E-03	3.46E-04	2.49E-06	0.14	1.57E-01	5.46E-08	1.0E+06	5.5E-02
9	0.37548	1.56E-02	5.9E-03	3.46E-04	2.03E-06	0.14	1.57E-01	4.46E-08	1.0E+06	4.5E-02
10	0.30921	1.56E-02	4.8E-03	3.46E-04	1.67E-06	0.14	1.57E-01	3.67E-08	1.0E+06	3.7E-02
11	0.22348	1.56E-02	3.5E-03	3.46E-04	1.21E-06	0.14	1.57E-01	2.65E-08	1.0E+06	2.7E-02
12	0.18619	1.56E-02	2.9E-03	3.46E-04	1.01E-06	0.14	1.57E-01	2.21E-08	1.0E+06	2.2E-02
13	0.15807	1.56E-02	2.5E-03	3.46E-04	8.55E-07	0.14	1.57E-01	1.88E-08	1.0E+06	1.9E-02
14	0.13663	1.56E-02	2.1E-03	3.46E-04	7.39E-07	0.14	1.57E-01	1.62E-08	1.0E+06	1.6E-02
15	0.12062	1.56E-02	1.9E-03	3.46E-04	6.52E-07	0.14	1.57E-01	1.43E-08	1.0E+06	1.4E-02
16	0.10793	1.56E-02	1.7E-03	3.46E-04	5.84E-07	0.14	1.57E-01	1.28E-08	1.0E+06	1.3E-02
17	0.09134	1.56E-02	1.4E-03	3.46E-04	4.94E-07	0.14	1.57E-01	1.08E-08	1.0E+06	1.1E-02
18	0.08367	1.56E-02	1.3E-03	3.46E-04	4.53E-07	0.14	1.57E-01	9.94E-09	1.0E+06	9.9E-03
19	0.07295	1.56E-02	1.1E-03	3.46E-04	3.95E-07	0.14	1.57E-01	8.66E-09	1.0E+06	8.7E-03
20	0.06626	1.56E-02	1.0E-03	3.46E-04	3.58E-07	0.14	1.57E-01	7.87E-09	1.0E+06	7.9E-03
21	0.05918	1.56E-02	9.2E-04	3.46E-04	3.20E-07	0.14	1.57E-01	7.03E-09	1.0E+06	7.0E-03
22	0.57661	1.56E-02	9.0E-03	3.46E-04	3.12E-06	0.14	1.57E-01	6.85E-08	1.0E+06	6.8E-02
23	0.4663	1.56E-02	7.3E-03	3.46E-04	2.52E-06	0.14	1.57E-01	5.54E-08	1.0E+06	5.5E-02
24	0.37932	1.56E-02	5.9E-03	3.46E-04	2.05E-06	0.14	1.57E-01	4.50E-08	1.0E+06	4.5E-02
25	0.31151	1.56E-02	4.9E-03	3.46E-04	1.68E-06	0.14	1.57E-01	3.70E-08	1.0E+06	3.7E-02
26	0.22637	1.56E-02	3.5E-03	3.46E-04	1.22E-06	0.14	1.57E-01	2.69E-08	1.0E+06	2.7E-02
27	0.18813	1.56E-02	2.9E-03	3.46E-04	1.02E-06	0.14	1.57E-01	2.23E-08	1.0E+06	2.2E-02
28	0.15937	1.56E-02	2.5E-03	3.46E-04	8.62E-07	0.14	1.57E-01	1.89E-08	1.0E+06	1.9E-02
29	0.13873	1.56E-02	2.2E-03	3.46E-04	7.50E-07	0.14	1.57E-01	1.65E-08	1.0E+06	1.6E-02
30	0.12447	1.56E-02	1.9E-03	3.46E-04	6.73E-07	0.14	1.57E-01	1.48E-08	1.0E+06	1.5E-02
31	0.10492	1.56E-02	1.6E-03	3.46E-04	5.67E-07	0.14	1.57E-01	1.25E-08	1.0E+06	1.2E-02

Ventura Ranch

P1- Site Preparation

							Cancer Risk from 3rd Trimester			
Receptor #	Conc	g/sec	Cair	Dose Constant	Dose	ED	Risk Constant	Risk	Constant 2	Risk/ Million
32	0.081	1.56E-02	1.3E-03	3.46E-04	4.38E-07	0.14	1.57E-01	9.62E-09	1.0E+06	9.6E-03
33	0.07635	1.56E-02	1.2E-03	3.46E-04	4.13E-07	0.14	1.57E-01	9.07E-09	1.0E+06	9.1E-03
34	0.07501	1.56E-02	1.2E-03	3.46E-04	4.06E-07	0.14	1.57E-01	8.91E-09	1.0E+06	8.9E-03
35	0.14698	1.56E-02	2.3E-03	3.46E-04	7.95E-07	0.14	1.57E-01	1.75E-08	1.0E+06	1.7E-02
36	0.12721	1.56E-02	2.0E-03	3.46E-04	6.88E-07	0.14	1.57E-01	1.51E-08	1.0E+06	1.5E-02
37	4.06955	1.56E-02	6.4E-02	3.46E-04	2.20E-05	0.14	1.57E-01	4.83E-07	1.0E+06	4.8E-01
38	3.97404	1.56E-02	6.2E-02	3.46E-04	2.15E-05	0.14	1.57E-01	4.72E-07	1.0E+06	4.7E-01
39	3.702	1.56E-02	5.8E-02	3.46E-04	2.00E-05	0.14	1.57E-01	4.40E-07	1.0E+06	4.4E-01
40	3.31677	1.56E-02	5.2E-02	3.46E-04	1.79E-05	0.14	1.57E-01	3.94E-07	1.0E+06	3.9E-01
41	4.59189	1.56E-02	7.2E-02	3.46E-04	2.48E-05	0.14	1.57E-01	5.45E-07	1.0E+06	5.5E-01
42	4.5073	1.56E-02	7.0E-02	3.46E-04	2.44E-05	0.14	1.57E-01	5.35E-07	1.0E+06	5.4E-01
43	4.19779	1.56E-02	6.6E-02	3.46E-04	2.27E-05	0.14	1.57E-01	4.98E-07	1.0E+06	5.0E-01
44	3.74723	1.56E-02	5.9E-02	3.46E-04	2.03E-05	0.14	1.57E-01	4.45E-07	1.0E+06	4.4E-01
45	3.21901	1.56E-02	5.0E-02	3.46E-04	1.74E-05	0.14	1.57E-01	3.82E-07	1.0E+06	3.8E-01
46	0.49683	1.56E-02	7.8E-03	3.46E-04	2.69E-06	0.14	1.57E-01	5.90E-08	1.0E+06	5.9E-02
47	0.39719	1.56E-02	6.2E-03	3.46E-04	2.15E-06	0.14	1.57E-01	4.72E-08	1.0E+06	4.7E-02
48	5.14911	1.56E-02	8.0E-02	3.46E-04	2.78E-05	0.14	1.57E-01	6.11E-07	1.0E+06	6.1E-01
49	4.8133	1.56E-02	7.5E-02	3.46E-04	2.60E-05	0.14	1.57E-01	5.72E-07	1.0E+06	5.7E-01
50	4.26333	1.56E-02	6.7E-02	3.46E-04	2.31E-05	0.14	1.57E-01	5.06E-07	1.0E+06	5.1E-01
51	3.60174	1.56E-02	5.6E-02	3.46E-04	1.95E-05	0.14	1.57E-01	4.28E-07	1.0E+06	4.3E-01
52	0.50656	1.56E-02	7.9E-03	3.46E-04	2.74E-06	0.14	1.57E-01	6.02E-08	1.0E+06	6.0E-02
53	0.3584	1.56E-02	5.6E-03	3.46E-04	1.94E-06	0.14	1.57E-01	4.26E-08	1.0E+06	4.3E-02
54	0.29252	1.56E-02	4.6E-03	3.46E-04	1.58E-06	0.14	1.57E-01	3.47E-08	1.0E+06	3.5E-02
55	5.51596	1.56E-02	8.6E-02	3.46E-04	2.98E-05	0.14	1.57E-01	6.55E-07	1.0E+06	6.6E-01
56	4.86165	1.56E-02	7.6E-02	3.46E-04	2.63E-05	0.14	1.57E-01	5.77E-07	1.0E+06	5.8E-01
57	4.05056	1.56E-02	6.3E-02	3.46E-04	2.19E-05	0.14	1.57E-01	4.81E-07	1.0E+06	4.8E-01
58	3.23276	1.56E-02	5.1E-02	3.46E-04	1.75E-05	0.14	1.57E-01	3.84E-07	1.0E+06	3.8E-01
59	0.51738	1.56E-02	8.1E-03	3.46E-04	2.80E-06	0.14	1.57E-01	6.14E-08	1.0E+06	6.1E-02
60	0.36646	1.56E-02	5.7E-03	3.46E-04	1.98E-06	0.14	1.57E-01	4.35E-08	1.0E+06	4.4E-02
61	0.29871	1.56E-02	4.7E-03	3.46E-04	1.62E-06	0.14	1.57E-01	3.55E-08	1.0E+06	3.5E-02
62	0.52952	1.56E-02	8.3E-03	3.46E-04	2.86E-06	0.14	1.57E-01	6.29E-08	1.0E+06	6.3E-02

Ventura Ranch

P1- Site Preparation

							Cancer Risk from 3rd Trimester			
Receptor #	Conc	g/sec	Cair	Dose Constant	Dose	ED	Risk Constant	Risk	Constant 2	Risk/ Million
63	0.37503	1.56E-02	5.9E-03	3.46E-04	2.03E-06	0.14	1.57E-01	4.45E-08	1.0E+06	4.5E-02
64	0.30525	1.56E-02	4.8E-03	3.46E-04	1.65E-06	0.14	1.57E-01	3.62E-08	1.0E+06	3.6E-02
65	0.38533	1.56E-02	6.0E-03	3.46E-04	2.08E-06	0.14	1.57E-01	4.58E-08	1.0E+06	4.6E-02
66	10.22484	1.56E-02	1.6E-01	3.46E-04	5.53E-05	0.14	1.57E-01	1.21E-06	1.0E+06	1.2E+00
67	9.58429	1.56E-02	1.5E-01	3.46E-04	5.18E-05	0.14	1.57E-01	1.14E-06	1.0E+06	1.1E+00
68	0.14678	1.56E-02	2.3E-03	3.46E-04	7.94E-07	0.14	1.57E-01	1.74E-08	1.0E+06	1.7E-02
69	0.12707	1.56E-02	2.0E-03	3.46E-04	6.87E-07	0.14	1.57E-01	1.51E-08	1.0E+06	1.5E-02
70	0.11279	1.56E-02	1.8E-03	3.46E-04	6.10E-07	0.14	1.57E-01	1.34E-08	1.0E+06	1.3E-02
71	0.10297	1.56E-02	1.6E-03	3.46E-04	5.57E-07	0.14	1.57E-01	1.22E-08	1.0E+06	1.2E-02
72	13.05387	1.56E-02	2.0E-01	3.46E-04	7.06E-05	0.14	1.57E-01	1.55E-06	1.0E+06	1.6E+00
73	12.14272	1.56E-02	1.9E-01	3.46E-04	6.57E-05	0.14	1.57E-01	1.44E-06	1.0E+06	1.4E+00
74	0.17774	1.56E-02	2.8E-03	3.46E-04	9.61E-07	0.14	1.57E-01	2.11E-08	1.0E+06	2.1E-02
75	0.15851	1.56E-02	2.5E-03	3.46E-04	8.57E-07	0.14	1.57E-01	1.88E-08	1.0E+06	1.9E-02
76	0.13864	1.56E-02	2.2E-03	3.46E-04	7.50E-07	0.14	1.57E-01	1.65E-08	1.0E+06	1.6E-02
77	0.12324	1.56E-02	1.9E-03	3.46E-04	6.67E-07	0.14	1.57E-01	1.46E-08	1.0E+06	1.5E-02
78	0.11465	1.56E-02	1.8E-03	3.46E-04	6.20E-07	0.14	1.57E-01	1.36E-08	1.0E+06	1.4E-02
79	17.40487	1.56E-02	2.7E-01	3.46E-04	9.41E-05	0.14	1.57E-01	2.07E-06	1.0E+06	2.1E+00
80	16.04707	1.56E-02	2.5E-01	3.46E-04	8.68E-05	0.14	1.57E-01	1.91E-06	1.0E+06	1.9E+00
81	0.19077	1.56E-02	3.0E-03	3.46E-04	1.03E-06	0.14	1.57E-01	2.27E-08	1.0E+06	2.3E-02
82	0.17294	1.56E-02	2.7E-03	3.46E-04	9.35E-07	0.14	1.57E-01	2.05E-08	1.0E+06	2.1E-02
83	0.15891	1.56E-02	2.5E-03	3.46E-04	8.59E-07	0.14	1.57E-01	1.89E-08	1.0E+06	1.9E-02
84	0.1492	1.56E-02	2.3E-03	3.46E-04	8.07E-07	0.14	1.57E-01	1.77E-08	1.0E+06	1.8E-02
85	0.13423	1.56E-02	2.1E-03	3.46E-04	7.26E-07	0.14	1.57E-01	1.59E-08	1.0E+06	1.6E-02
86	24.62937	1.56E-02	3.8E-01	3.46E-04	1.33E-04	0.14	1.57E-01	2.92E-06	1.0E+06	2.9E+00
87	22.88906	1.56E-02	3.6E-01	3.46E-04	1.24E-04	0.14	1.57E-01	2.72E-06	1.0E+06	2.7E+00
88	0.19364	1.56E-02	3.0E-03	3.46E-04	1.05E-06	0.14	1.57E-01	2.30E-08	1.0E+06	2.3E-02
89	6.21197	1.56E-02	9.7E-02	3.46E-04	3.36E-05	0.14	1.57E-01	7.38E-07	1.0E+06	7.4E-01
90	2.88661	1.56E-02	4.5E-02	3.46E-04	1.56E-05	0.14	1.57E-01	3.43E-07	1.0E+06	3.4E-01
91	4.31546	1.56E-02	6.7E-02	3.46E-04	2.33E-05	0.14	1.57E-01	5.12E-07	1.0E+06	5.1E-01
92	7.53673	1.56E-02	1.2E-01	3.46E-04	4.08E-05	0.14	1.57E-01	8.95E-07	1.0E+06	8.9E-01
93	2.08434	1.56E-02	3.3E-02	3.46E-04	1.13E-05	0.14	1.57E-01	2.48E-07	1.0E+06	2.5E-01

Ventura Ranch

P1- Site Preparation

							Cancer Risk from 3rd Trimester			
Receptor #	Conc	g/sec	Cair	Dose Constant	Dose	ED	Risk Constant	Risk	Constant 2	Risk/ Million
94	2.82357	1.56E-02	4.4E-02	3.46E-04	1.53E-05	0.14	1.57E-01	3.35E-07	1.0E+06	3.4E-01
95	4.13574	1.56E-02	6.5E-02	3.46E-04	2.24E-05	0.14	1.57E-01	4.91E-07	1.0E+06	4.9E-01
96	7.78584	1.56E-02	1.2E-01	3.46E-04	4.21E-05	0.14	1.57E-01	9.25E-07	1.0E+06	9.2E-01
97	15.12865	1.56E-02	2.4E-01	3.46E-04	8.18E-05	0.14	1.57E-01	1.80E-06	1.0E+06	1.8E+00
98	22.12098	1.56E-02	3.5E-01	3.46E-04	1.20E-04	0.14	1.57E-01	2.63E-06	1.0E+06	2.6E+00
99	1.46481	1.56E-02	2.3E-02	3.46E-04	7.92E-06	0.14	1.57E-01	1.74E-07	1.0E+06	1.7E-01
100	1.84528	1.56E-02	2.9E-02	3.46E-04	9.98E-06	0.14	1.57E-01	2.19E-07	1.0E+06	2.2E-01
101	2.46216	1.56E-02	3.8E-02	3.46E-04	1.33E-05	0.14	1.57E-01	2.92E-07	1.0E+06	2.9E-01
102	3.69393	1.56E-02	5.8E-02	3.46E-04	2.00E-05	0.14	1.57E-01	4.39E-07	1.0E+06	4.4E-01
103	5.71962	1.56E-02	8.9E-02	3.46E-04	3.09E-05	0.14	1.57E-01	6.79E-07	1.0E+06	6.8E-01
104	8.14125	1.56E-02	1.3E-01	3.46E-04	4.40E-05	0.14	1.57E-01	9.67E-07	1.0E+06	9.7E-01
105	10.73462	1.56E-02	1.7E-01	3.46E-04	5.81E-05	0.14	1.57E-01	1.27E-06	1.0E+06	1.3E+00
106	13.10827	1.56E-02	2.0E-01	3.46E-04	7.09E-05	0.14	1.57E-01	1.56E-06	1.0E+06	1.6E+00
107	15.43661	1.56E-02	2.4E-01	3.46E-04	8.35E-05	0.14	1.57E-01	1.83E-06	1.0E+06	1.8E+00
108	14.75418	1.56E-02	2.3E-01	3.46E-04	7.98E-05	0.14	1.57E-01	1.75E-06	1.0E+06	1.8E+00
109	1.04987	1.56E-02	1.6E-02	3.46E-04	5.68E-06	0.14	1.57E-01	1.25E-07	1.0E+06	1.2E-01
110	1.27195	1.56E-02	2.0E-02	3.46E-04	6.88E-06	0.14	1.57E-01	1.51E-07	1.0E+06	1.5E-01
111	1.61771	1.56E-02	2.5E-02	3.46E-04	8.75E-06	0.14	1.57E-01	1.92E-07	1.0E+06	1.9E-01
112	2.11313	1.56E-02	3.3E-02	3.46E-04	1.14E-05	0.14	1.57E-01	2.51E-07	1.0E+06	2.5E-01
113	2.86727	1.56E-02	4.5E-02	3.46E-04	1.55E-05	0.14	1.57E-01	3.40E-07	1.0E+06	3.4E-01
114	3.91346	1.56E-02	6.1E-02	3.46E-04	2.12E-05	0.14	1.57E-01	4.65E-07	1.0E+06	4.6E-01
115	5.04271	1.56E-02	7.9E-02	3.46E-04	2.73E-05	0.14	1.57E-01	5.99E-07	1.0E+06	6.0E-01
116	6.2706	1.56E-02	9.8E-02	3.46E-04	3.39E-05	0.14	1.57E-01	7.45E-07	1.0E+06	7.4E-01
117	7.30908	1.56E-02	1.1E-01	3.46E-04	3.95E-05	0.14	1.57E-01	8.68E-07	1.0E+06	8.7E-01
118	7.83559	1.56E-02	1.2E-01	3.46E-04	4.24E-05	0.14	1.57E-01	9.30E-07	1.0E+06	9.3E-01
119	7.5024	1.56E-02	1.2E-01	3.46E-04	4.06E-05	0.14	1.57E-01	8.91E-07	1.0E+06	8.9E-01
120	6.66577	1.56E-02	1.0E-01	3.46E-04	3.61E-05	0.14	1.57E-01	7.92E-07	1.0E+06	7.9E-01
121	5.75345	1.56E-02	9.0E-02	3.46E-04	3.11E-05	0.14	1.57E-01	6.83E-07	1.0E+06	6.8E-01
122	4.86707	1.56E-02	7.6E-02	3.46E-04	2.63E-05	0.14	1.57E-01	5.78E-07	1.0E+06	5.8E-01
123	0.7821	1.56E-02	1.2E-02	3.46E-04	4.23E-06	0.14	1.57E-01	9.29E-08	1.0E+06	9.3E-02
124	0.92737	1.56E-02	1.4E-02	3.46E-04	5.02E-06	0.14	1.57E-01	1.10E-07	1.0E+06	1.1E-01

Ventura Ranch

P1- Site Preparation

		Cancer Risk from 3rd Trimester								
Receptor #	Conc	g/sec	Cair	Dose Constant	Dose	ED	Risk Constant	Risk	Constant 2	Risk/ Million
125	1.13937	1.56E-02	1.8E-02	3.46E-04	6.16E-06	0.14	1.57E-01	1.35E-07	1.0E+06	1.4E-01
126	1.37691	1.56E-02	2.2E-02	3.46E-04	7.45E-06	0.14	1.57E-01	1.64E-07	1.0E+06	1.6E-01
127	1.77167	1.56E-02	2.8E-02	3.46E-04	9.58E-06	0.14	1.57E-01	2.10E-07	1.0E+06	2.1E-01
128	2.2814	1.56E-02	3.6E-02	3.46E-04	1.23E-05	0.14	1.57E-01	2.71E-07	1.0E+06	2.7E-01
129	2.70822	1.56E-02	4.2E-02	3.46E-04	1.46E-05	0.14	1.57E-01	3.22E-07	1.0E+06	3.2E-01
130	3.32715	1.56E-02	5.2E-02	3.46E-04	1.80E-05	0.14	1.57E-01	3.95E-07	1.0E+06	4.0E-01
131	3.98337	1.56E-02	6.2E-02	3.46E-04	2.15E-05	0.14	1.57E-01	4.73E-07	1.0E+06	4.7E-01
132	4.41288	1.56E-02	6.9E-02	3.46E-04	2.39E-05	0.14	1.57E-01	5.24E-07	1.0E+06	5.2E-01
133	4.63782	1.56E-02	7.2E-02	3.46E-04	2.51E-05	0.14	1.57E-01	5.51E-07	1.0E+06	5.5E-01
134	4.63006	1.56E-02	7.2E-02	3.46E-04	2.50E-05	0.14	1.57E-01	5.50E-07	1.0E+06	5.5E-01
135	4.3627	1.56E-02	6.8E-02	3.46E-04	2.36E-05	0.14	1.57E-01	5.18E-07	1.0E+06	5.2E-01
136	3.96893	1.56E-02	6.2E-02	3.46E-04	2.15E-05	0.14	1.57E-01	4.71E-07	1.0E+06	4.7E-01
137	3.54951	1.56E-02	5.5E-02	3.46E-04	1.92E-05	0.14	1.57E-01	4.22E-07	1.0E+06	4.2E-01
138	3.11018	1.56E-02	4.9E-02	3.46E-04	1.68E-05	0.14	1.57E-01	3.69E-07	1.0E+06	3.7E-01
139	0.60531	1.56E-02	9.5E-03	3.46E-04	3.27E-06	0.14	1.57E-01	7.19E-08	1.0E+06	7.2E-02
140	0.7081	1.56E-02	1.1E-02	3.46E-04	3.83E-06	0.14	1.57E-01	8.41E-08	1.0E+06	8.4E-02
141	0.84879	1.56E-02	1.3E-02	3.46E-04	4.59E-06	0.14	1.57E-01	1.01E-07	1.0E+06	1.0E-01
142	0.98529	1.56E-02	1.5E-02	3.46E-04	5.33E-06	0.14	1.57E-01	1.17E-07	1.0E+06	1.2E-01
143	1.22509	1.56E-02	1.9E-02	3.46E-04	6.63E-06	0.14	1.57E-01	1.45E-07	1.0E+06	1.5E-01
144	1.50737	1.56E-02	2.4E-02	3.46E-04	8.15E-06	0.14	1.57E-01	1.79E-07	1.0E+06	1.8E-01
145	1.73075	1.56E-02	2.7E-02	3.46E-04	9.36E-06	0.14	1.57E-01	2.06E-07	1.0E+06	2.1E-01
146	2.07515	1.56E-02	3.2E-02	3.46E-04	1.12E-05	0.14	1.57E-01	2.46E-07	1.0E+06	2.5E-01
147	2.43513	1.56E-02	3.8E-02	3.46E-04	1.32E-05	0.14	1.57E-01	2.89E-07	1.0E+06	2.9E-01
148	2.67446	1.56E-02	4.2E-02	3.46E-04	1.45E-05	0.14	1.57E-01	3.18E-07	1.0E+06	3.2E-01
149	2.89781	1.56E-02	4.5E-02	3.46E-04	1.57E-05	0.14	1.57E-01	3.44E-07	1.0E+06	3.4E-01
150	3.07464	1.56E-02	4.8E-02	3.46E-04	1.66E-05	0.14	1.57E-01	3.65E-07	1.0E+06	3.7E-01
151	3.06354	1.56E-02	4.8E-02	3.46E-04	1.66E-05	0.14	1.57E-01	3.64E-07	1.0E+06	3.6E-01
152	2.94938	1.56E-02	4.6E-02	3.46E-04	1.60E-05	0.14	1.57E-01	3.50E-07	1.0E+06	3.5E-01
153	2.8332	1.56E-02	4.4E-02	3.46E-04	1.53E-05	0.14	1.57E-01	3.36E-07	1.0E+06	3.4E-01
154	2.61338	1.56E-02	4.1E-02	3.46E-04	1.41E-05	0.14	1.57E-01	3.10E-07	1.0E+06	3.1E-01
155	0.48128	1.56E-02	7.5E-03	3.46E-04	2.60E-06	0.14	1.57E-01	5.72E-08	1.0E+06	5.7E-02

Ventura Ranch

P1- Site Preparation

		Cancer Risk from 3rd Trimester								
Receptor #	Conc	g/sec	Cair	Dose Constant	Dose	ED	Risk Constant	Risk	Constant 2	Risk/ Million
156	0.56135	1.56E-02	8.8E-03	3.46E-04	3.04E-06	0.14	1.57E-01	6.67E-08	1.0E+06	6.7E-02
157	0.6536	1.56E-02	1.0E-02	3.46E-04	3.53E-06	0.14	1.57E-01	7.76E-08	1.0E+06	7.8E-02
158	0.74763	1.56E-02	1.2E-02	3.46E-04	4.04E-06	0.14	1.57E-01	8.88E-08	1.0E+06	8.9E-02
159	0.9036	1.56E-02	1.4E-02	3.46E-04	4.89E-06	0.14	1.57E-01	1.07E-07	1.0E+06	1.1E-01
160	1.07849	1.56E-02	1.7E-02	3.46E-04	5.83E-06	0.14	1.57E-01	1.28E-07	1.0E+06	1.3E-01
161	1.20951	1.56E-02	1.9E-02	3.46E-04	6.54E-06	0.14	1.57E-01	1.44E-07	1.0E+06	1.4E-01
162	1.41201	1.56E-02	2.2E-02	3.46E-04	7.64E-06	0.14	1.57E-01	1.68E-07	1.0E+06	1.7E-01
163	1.62642	1.56E-02	2.5E-02	3.46E-04	8.80E-06	0.14	1.57E-01	1.93E-07	1.0E+06	1.9E-01
164	1.77723	1.56E-02	2.8E-02	3.46E-04	9.61E-06	0.14	1.57E-01	2.11E-07	1.0E+06	2.1E-01
165	1.93404	1.56E-02	3.0E-02	3.46E-04	1.05E-05	0.14	1.57E-01	2.30E-07	1.0E+06	2.3E-01
166	2.09076	1.56E-02	3.3E-02	3.46E-04	1.13E-05	0.14	1.57E-01	2.48E-07	1.0E+06	2.5E-01
167	2.14788	1.56E-02	3.4E-02	3.46E-04	1.16E-05	0.14	1.57E-01	2.55E-07	1.0E+06	2.6E-01
168	2.13133	1.56E-02	3.3E-02	3.46E-04	1.15E-05	0.14	1.57E-01	2.53E-07	1.0E+06	2.5E-01
169	2.14022	1.56E-02	3.3E-02	3.46E-04	1.16E-05	0.14	1.57E-01	2.54E-07	1.0E+06	2.5E-01
170	2.06144	1.56E-02	3.2E-02	3.46E-04	1.11E-05	0.14	1.57E-01	2.45E-07	1.0E+06	2.4E-01
171	0.39425	1.56E-02	6.2E-03	3.46E-04	2.13E-06	0.14	1.57E-01	4.68E-08	1.0E+06	4.7E-02
172	0.45515	1.56E-02	7.1E-03	3.46E-04	2.46E-06	0.14	1.57E-01	5.40E-08	1.0E+06	5.4E-02
173	0.52324	1.56E-02	8.2E-03	3.46E-04	2.83E-06	0.14	1.57E-01	6.21E-08	1.0E+06	6.2E-02
174	0.59062	1.56E-02	9.2E-03	3.46E-04	3.19E-06	0.14	1.57E-01	7.01E-08	1.0E+06	7.0E-02
175	0.69621	1.56E-02	1.1E-02	3.46E-04	3.77E-06	0.14	1.57E-01	8.27E-08	1.0E+06	8.3E-02
176	0.81224	1.56E-02	1.3E-02	3.46E-04	4.39E-06	0.14	1.57E-01	9.65E-08	1.0E+06	9.6E-02
177	0.8946	1.56E-02	1.4E-02	3.46E-04	4.84E-06	0.14	1.57E-01	1.06E-07	1.0E+06	1.1E-01
178	1.01974	1.56E-02	1.6E-02	3.46E-04	5.52E-06	0.14	1.57E-01	1.21E-07	1.0E+06	1.2E-01
179	1.15422	1.56E-02	1.8E-02	3.46E-04	6.24E-06	0.14	1.57E-01	1.37E-07	1.0E+06	1.4E-01
180	1.25061	1.56E-02	2.0E-02	3.46E-04	6.76E-06	0.14	1.57E-01	1.49E-07	1.0E+06	1.5E-01
181	1.35299	1.56E-02	2.1E-02	3.46E-04	7.32E-06	0.14	1.57E-01	1.61E-07	1.0E+06	1.6E-01
182	1.47014	1.56E-02	2.3E-02	3.46E-04	7.95E-06	0.14	1.57E-01	1.75E-07	1.0E+06	1.7E-01
183	1.53097	1.56E-02	2.4E-02	3.46E-04	8.28E-06	0.14	1.57E-01	1.82E-07	1.0E+06	1.8E-01
184	1.54419	1.56E-02	2.4E-02	3.46E-04	8.35E-06	0.14	1.57E-01	1.83E-07	1.0E+06	1.8E-01
185	1.59116	1.56E-02	2.5E-02	3.46E-04	8.61E-06	0.14	1.57E-01	1.89E-07	1.0E+06	1.9E-01
186	1.57862	1.56E-02	2.5E-02	3.46E-04	8.54E-06	0.14	1.57E-01	1.87E-07	1.0E+06	1.9E-01

Ventura Ranch

P1- Site Preparation

		Cancer Risk from 3rd Trimester								
Receptor #	Conc	g/sec	Cair	Dose Constant	Dose	ED	Risk Constant	Risk	Constant 2	Risk/ Million
187	0.33109	1.56E-02	5.2E-03	3.46E-04	1.79E-06	0.14	1.57E-01	3.93E-08	1.0E+06	3.9E-02
188	0.37817	1.56E-02	5.9E-03	3.46E-04	2.05E-06	0.14	1.57E-01	4.49E-08	1.0E+06	4.5E-02
189	0.43	1.56E-02	6.7E-03	3.46E-04	2.33E-06	0.14	1.57E-01	5.11E-08	1.0E+06	5.1E-02
190	0.47947	1.56E-02	7.5E-03	3.46E-04	2.59E-06	0.14	1.57E-01	5.69E-08	1.0E+06	5.7E-02
191	0.55346	1.56E-02	8.6E-03	3.46E-04	2.99E-06	0.14	1.57E-01	6.57E-08	1.0E+06	6.6E-02
192	0.63119	1.56E-02	9.9E-03	3.46E-04	3.41E-06	0.14	1.57E-01	7.50E-08	1.0E+06	7.5E-02
193	0.68603	1.56E-02	1.1E-02	3.46E-04	3.71E-06	0.14	1.57E-01	8.15E-08	1.0E+06	8.1E-02
194	0.76759	1.56E-02	1.2E-02	3.46E-04	4.15E-06	0.14	1.57E-01	9.12E-08	1.0E+06	9.1E-02
195	0.85813	1.56E-02	1.3E-02	3.46E-04	4.64E-06	0.14	1.57E-01	1.02E-07	1.0E+06	1.0E-01
196	0.92351	1.56E-02	1.4E-02	3.46E-04	4.99E-06	0.14	1.57E-01	1.10E-07	1.0E+06	1.1E-01
197	0.99356	1.56E-02	1.6E-02	3.46E-04	5.37E-06	0.14	1.57E-01	1.18E-07	1.0E+06	1.2E-01
198	1.07816	1.56E-02	1.7E-02	3.46E-04	5.83E-06	0.14	1.57E-01	1.28E-07	1.0E+06	1.3E-01
199	1.12839	1.56E-02	1.8E-02	3.46E-04	6.10E-06	0.14	1.57E-01	1.34E-07	1.0E+06	1.3E-01
200	1.13778	1.56E-02	1.8E-02	3.46E-04	6.15E-06	0.14	1.57E-01	1.35E-07	1.0E+06	1.4E-01
201	1.19128	1.56E-02	1.9E-02	3.46E-04	6.44E-06	0.14	1.57E-01	1.41E-07	1.0E+06	1.4E-01
202	1.20542	1.56E-02	1.9E-02	3.46E-04	6.52E-06	0.14	1.57E-01	1.43E-07	1.0E+06	1.4E-01
203	0.28373	1.56E-02	4.4E-03	3.46E-04	1.53E-06	0.14	1.57E-01	3.37E-08	1.0E+06	3.4E-02
204	0.32098	1.56E-02	5.0E-03	3.46E-04	1.74E-06	0.14	1.57E-01	3.81E-08	1.0E+06	3.8E-02
205	0.36158	1.56E-02	5.6E-03	3.46E-04	1.96E-06	0.14	1.57E-01	4.29E-08	1.0E+06	4.3E-02
206	0.3997	1.56E-02	6.2E-03	3.46E-04	2.16E-06	0.14	1.57E-01	4.75E-08	1.0E+06	4.7E-02
207	0.4521	1.56E-02	7.1E-03	3.46E-04	2.45E-06	0.14	1.57E-01	5.37E-08	1.0E+06	5.4E-02
208	0.5071	1.56E-02	7.9E-03	3.46E-04	2.74E-06	0.14	1.57E-01	6.02E-08	1.0E+06	6.0E-02
209	0.54316	1.56E-02	8.5E-03	3.46E-04	2.94E-06	0.14	1.57E-01	6.45E-08	1.0E+06	6.5E-02
210	0.5968	1.56E-02	9.3E-03	3.46E-04	3.23E-06	0.14	1.57E-01	7.09E-08	1.0E+06	7.1E-02
211	0.65911	1.56E-02	1.0E-02	3.46E-04	3.56E-06	0.14	1.57E-01	7.83E-08	1.0E+06	7.8E-02
212	0.70917	1.56E-02	1.1E-02	3.46E-04	3.84E-06	0.14	1.57E-01	8.42E-08	1.0E+06	8.4E-02
213	0.76186	1.56E-02	1.2E-02	3.46E-04	4.12E-06	0.14	1.57E-01	9.05E-08	1.0E+06	9.0E-02
214	0.82369	1.56E-02	1.3E-02	3.46E-04	4.45E-06	0.14	1.57E-01	9.78E-08	1.0E+06	9.8E-02
215	0.85966	1.56E-02	1.3E-02	3.46E-04	4.65E-06	0.14	1.57E-01	1.02E-07	1.0E+06	1.0E-01
216	0.86193	1.56E-02	1.3E-02	3.46E-04	4.66E-06	0.14	1.57E-01	1.02E-07	1.0E+06	1.0E-01
217	0.90757	1.56E-02	1.4E-02	3.46E-04	4.91E-06	0.14	1.57E-01	1.08E-07	1.0E+06	1.1E-01

Ventura Ranch

P1- Site Preparation

		Cancer Risk from 3rd Trimester								
Receptor #	Conc	g/sec	Cair	Dose Constant	Dose	ED	Risk Constant	Risk	Constant 2	Risk/ Million
218	0.93286	1.56E-02	1.5E-02	3.46E-04	5.05E-06	0.14	1.57E-01	1.11E-07	1.0E+06	1.1E-01
219	0.24681	1.56E-02	3.9E-03	3.46E-04	1.33E-06	0.14	1.57E-01	2.93E-08	1.0E+06	2.9E-02
220	0.27688	1.56E-02	4.3E-03	3.46E-04	1.50E-06	0.14	1.57E-01	3.29E-08	1.0E+06	3.3E-02
221	0.30881	1.56E-02	4.8E-03	3.46E-04	1.67E-06	0.14	1.57E-01	3.67E-08	1.0E+06	3.7E-02
222	0.33889	1.56E-02	5.3E-03	3.46E-04	1.83E-06	0.14	1.57E-01	4.02E-08	1.0E+06	4.0E-02
223	0.37662	1.56E-02	5.9E-03	3.46E-04	2.04E-06	0.14	1.57E-01	4.47E-08	1.0E+06	4.5E-02
224	0.41548	1.56E-02	6.5E-03	3.46E-04	2.25E-06	0.14	1.57E-01	4.93E-08	1.0E+06	4.9E-02
225	0.44318	1.56E-02	6.9E-03	3.46E-04	2.40E-06	0.14	1.57E-01	5.26E-08	1.0E+06	5.3E-02
226	0.47697	1.56E-02	7.5E-03	3.46E-04	2.58E-06	0.14	1.57E-01	5.66E-08	1.0E+06	5.7E-02
227	0.52154	1.56E-02	8.1E-03	3.46E-04	2.82E-06	0.14	1.57E-01	6.19E-08	1.0E+06	6.2E-02
228	0.56021	1.56E-02	8.8E-03	3.46E-04	3.03E-06	0.14	1.57E-01	6.65E-08	1.0E+06	6.7E-02
229	0.6041	1.56E-02	9.4E-03	3.46E-04	3.27E-06	0.14	1.57E-01	7.17E-08	1.0E+06	7.2E-02
230	0.64824	1.56E-02	1.0E-02	3.46E-04	3.51E-06	0.14	1.57E-01	7.70E-08	1.0E+06	7.7E-02
231	0.66004	1.56E-02	1.0E-02	3.46E-04	3.57E-06	0.14	1.57E-01	7.84E-08	1.0E+06	7.8E-02
232	0.67098	1.56E-02	1.0E-02	3.46E-04	3.63E-06	0.14	1.57E-01	7.97E-08	1.0E+06	8.0E-02
233	0.7084	1.56E-02	1.1E-02	3.46E-04	3.83E-06	0.14	1.57E-01	8.41E-08	1.0E+06	8.4E-02
234	0.73038	1.56E-02	1.1E-02	3.46E-04	3.95E-06	0.14	1.57E-01	8.67E-08	1.0E+06	8.7E-02
235	0.21731	1.56E-02	3.4E-03	3.46E-04	1.18E-06	0.14	1.57E-01	2.58E-08	1.0E+06	2.6E-02
236	0.24179	1.56E-02	3.8E-03	3.46E-04	1.31E-06	0.14	1.57E-01	2.87E-08	1.0E+06	2.9E-02
237	0.26727	1.56E-02	4.2E-03	3.46E-04	1.45E-06	0.14	1.57E-01	3.17E-08	1.0E+06	3.2E-02
238	0.29208	1.56E-02	4.6E-03	3.46E-04	1.58E-06	0.14	1.57E-01	3.47E-08	1.0E+06	3.5E-02
239	0.31854	1.56E-02	5.0E-03	3.46E-04	1.72E-06	0.14	1.57E-01	3.78E-08	1.0E+06	3.8E-02
240	0.34809	1.56E-02	5.4E-03	3.46E-04	1.88E-06	0.14	1.57E-01	4.13E-08	1.0E+06	4.1E-02
241	0.37163	1.56E-02	5.8E-03	3.46E-04	2.01E-06	0.14	1.57E-01	4.41E-08	1.0E+06	4.4E-02
242	0.38945	1.56E-02	6.1E-03	3.46E-04	2.11E-06	0.14	1.57E-01	4.62E-08	1.0E+06	4.6E-02
243	0.4242	1.56E-02	6.6E-03	3.46E-04	2.29E-06	0.14	1.57E-01	5.04E-08	1.0E+06	5.0E-02
244	0.45469	1.56E-02	7.1E-03	3.46E-04	2.46E-06	0.14	1.57E-01	5.40E-08	1.0E+06	5.4E-02
245	0.48962	1.56E-02	7.6E-03	3.46E-04	2.65E-06	0.14	1.57E-01	5.81E-08	1.0E+06	5.8E-02
246	0.52214	1.56E-02	8.2E-03	3.46E-04	2.82E-06	0.14	1.57E-01	6.20E-08	1.0E+06	6.2E-02
247	0.51359	1.56E-02	8.0E-03	3.46E-04	2.78E-06	0.14	1.57E-01	6.10E-08	1.0E+06	6.1E-02
248	0.53805	1.56E-02	8.4E-03	3.46E-04	2.91E-06	0.14	1.57E-01	6.39E-08	1.0E+06	6.4E-02

Ventura Ranch

P1- Site Preparation

							Cancer Risk from 3rd Trimester			
Receptor #	Conc	g/sec	Cair	Dose Constant	Dose	ED	Risk Constant	Risk	Constant 2	Risk/ Million
249	0.56447	1.56E-02	8.8E-03	3.46E-04	3.05E-06	0.14	1.57E-01	6.70E-08	1.0E+06	6.7E-02
250	0.58231	1.56E-02	9.1E-03	3.46E-04	3.15E-06	0.14	1.57E-01	6.92E-08	1.0E+06	6.9E-02
251	0.19372	1.56E-02	3.0E-03	3.46E-04	1.05E-06	0.14	1.57E-01	2.30E-08	1.0E+06	2.3E-02
252	0.21332	1.56E-02	3.3E-03	3.46E-04	1.15E-06	0.14	1.57E-01	2.53E-08	1.0E+06	2.5E-02
253	0.23417	1.56E-02	3.7E-03	3.46E-04	1.27E-06	0.14	1.57E-01	2.78E-08	1.0E+06	2.8E-02
254	0.25607	1.56E-02	4.0E-03	3.46E-04	1.38E-06	0.14	1.57E-01	3.04E-08	1.0E+06	3.0E-02
255	0.27326	1.56E-02	4.3E-03	3.46E-04	1.48E-06	0.14	1.57E-01	3.25E-08	1.0E+06	3.2E-02
256	0.2967	1.56E-02	4.6E-03	3.46E-04	1.60E-06	0.14	1.57E-01	3.52E-08	1.0E+06	3.5E-02
257	0.31656	1.56E-02	4.9E-03	3.46E-04	1.71E-06	0.14	1.57E-01	3.76E-08	1.0E+06	3.8E-02
258	0.32608	1.56E-02	5.1E-03	3.46E-04	1.76E-06	0.14	1.57E-01	3.87E-08	1.0E+06	3.9E-02
259	0.35107	1.56E-02	5.5E-03	3.46E-04	1.90E-06	0.14	1.57E-01	4.17E-08	1.0E+06	4.2E-02
260	0.37472	1.56E-02	5.9E-03	3.46E-04	2.03E-06	0.14	1.57E-01	4.45E-08	1.0E+06	4.4E-02
261	0.40071	1.56E-02	6.3E-03	3.46E-04	2.17E-06	0.14	1.57E-01	4.76E-08	1.0E+06	4.8E-02
262	0.42721	1.56E-02	6.7E-03	3.46E-04	2.31E-06	0.14	1.57E-01	5.07E-08	1.0E+06	5.1E-02
263	0.41789	1.56E-02	6.5E-03	3.46E-04	2.26E-06	0.14	1.57E-01	4.96E-08	1.0E+06	5.0E-02
264	0.44349	1.56E-02	6.9E-03	3.46E-04	2.40E-06	0.14	1.57E-01	5.27E-08	1.0E+06	5.3E-02
265	0.4547	1.56E-02	7.1E-03	3.46E-04	2.46E-06	0.14	1.57E-01	5.40E-08	1.0E+06	5.4E-02
266	0.4665	1.56E-02	7.3E-03	3.46E-04	2.52E-06	0.14	1.57E-01	5.54E-08	1.0E+06	5.5E-02
267	0.17521	1.56E-02	2.7E-03	3.46E-04	9.48E-07	0.14	1.57E-01	2.08E-08	1.0E+06	2.1E-02
268	0.19148	1.56E-02	3.0E-03	3.46E-04	1.04E-06	0.14	1.57E-01	2.27E-08	1.0E+06	2.3E-02
269	0.20965	1.56E-02	3.3E-03	3.46E-04	1.13E-06	0.14	1.57E-01	2.49E-08	1.0E+06	2.5E-02
270	0.22694	1.56E-02	3.5E-03	3.46E-04	1.23E-06	0.14	1.57E-01	2.69E-08	1.0E+06	2.7E-02
271	0.23797	1.56E-02	3.7E-03	3.46E-04	1.29E-06	0.14	1.57E-01	2.83E-08	1.0E+06	2.8E-02
272	0.25571	1.56E-02	4.0E-03	3.46E-04	1.38E-06	0.14	1.57E-01	3.04E-08	1.0E+06	3.0E-02
273	0.27202	1.56E-02	4.2E-03	3.46E-04	1.47E-06	0.14	1.57E-01	3.23E-08	1.0E+06	3.2E-02
274	0.28191	1.56E-02	4.4E-03	3.46E-04	1.52E-06	0.14	1.57E-01	3.35E-08	1.0E+06	3.3E-02
275	0.2947	1.56E-02	4.6E-03	3.46E-04	1.59E-06	0.14	1.57E-01	3.50E-08	1.0E+06	3.5E-02
276	0.31488	1.56E-02	4.9E-03	3.46E-04	1.70E-06	0.14	1.57E-01	3.74E-08	1.0E+06	3.7E-02
277	0.32822	1.56E-02	5.1E-03	3.46E-04	1.78E-06	0.14	1.57E-01	3.90E-08	1.0E+06	3.9E-02
278	0.34027	1.56E-02	5.3E-03	3.46E-04	1.84E-06	0.14	1.57E-01	4.04E-08	1.0E+06	4.0E-02
279	0.3542	1.56E-02	5.5E-03	3.46E-04	1.92E-06	0.14	1.57E-01	4.21E-08	1.0E+06	4.2E-02

Ventura Ranch

P1- Site Preparation

							Cancer Risk from 3rd Trimester			
Receptor #	Conc	g/sec	Cair	Dose Constant	Dose	ED	Risk Constant	Risk	Constant 2	Risk/ Million
280	0.37377	1.56E-02	5.8E-03	3.46E-04	2.02E-06	0.14	1.57E-01	4.44E-08	1.0E+06	4.4E-02
281	0.38225	1.56E-02	6.0E-03	3.46E-04	2.07E-06	0.14	1.57E-01	4.54E-08	1.0E+06	4.5E-02
282	0.39502	1.56E-02	6.2E-03	3.46E-04	2.14E-06	0.14	1.57E-01	4.69E-08	1.0E+06	4.7E-02
283	0.16037	1.56E-02	2.5E-03	3.46E-04	8.67E-07	0.14	1.57E-01	1.90E-08	1.0E+06	1.9E-02
284	0.17246	1.56E-02	2.7E-03	3.46E-04	9.33E-07	0.14	1.57E-01	2.05E-08	1.0E+06	2.0E-02
285	0.18769	1.56E-02	2.9E-03	3.46E-04	1.02E-06	0.14	1.57E-01	2.23E-08	1.0E+06	2.2E-02
286	0.20193	1.56E-02	3.2E-03	3.46E-04	1.09E-06	0.14	1.57E-01	2.40E-08	1.0E+06	2.4E-02
287	0.21149	1.56E-02	3.3E-03	3.46E-04	1.14E-06	0.14	1.57E-01	2.51E-08	1.0E+06	2.5E-02
288	0.22276	1.56E-02	3.5E-03	3.46E-04	1.20E-06	0.14	1.57E-01	2.65E-08	1.0E+06	2.6E-02
289	0.23722	1.56E-02	3.7E-03	3.46E-04	1.28E-06	0.14	1.57E-01	2.82E-08	1.0E+06	2.8E-02
290	0.24812	1.56E-02	3.9E-03	3.46E-04	1.34E-06	0.14	1.57E-01	2.95E-08	1.0E+06	2.9E-02
291	0.25299	1.56E-02	4.0E-03	3.46E-04	1.37E-06	0.14	1.57E-01	3.00E-08	1.0E+06	3.0E-02
292	0.26851	1.56E-02	4.2E-03	3.46E-04	1.45E-06	0.14	1.57E-01	3.19E-08	1.0E+06	3.2E-02
293	0.27946	1.56E-02	4.4E-03	3.46E-04	1.51E-06	0.14	1.57E-01	3.32E-08	1.0E+06	3.3E-02
294	0.29146	1.56E-02	4.6E-03	3.46E-04	1.58E-06	0.14	1.57E-01	3.46E-08	1.0E+06	3.5E-02
295	0.30455	1.56E-02	4.8E-03	3.46E-04	1.65E-06	0.14	1.57E-01	3.62E-08	1.0E+06	3.6E-02
296	0.31894	1.56E-02	5.0E-03	3.46E-04	1.72E-06	0.14	1.57E-01	3.79E-08	1.0E+06	3.8E-02
297	0.32815	1.56E-02	5.1E-03	3.46E-04	1.77E-06	0.14	1.57E-01	3.90E-08	1.0E+06	3.9E-02
298	0.33705	1.56E-02	5.3E-03	3.46E-04	1.82E-06	0.14	1.57E-01	4.00E-08	1.0E+06	4.0E-02
299	0.15683	1.56E-02	2.5E-03	3.46E-04	8.48E-07	0.14	1.57E-01	1.86E-08	1.0E+06	1.9E-02
300	0.169	1.56E-02	2.6E-03	3.46E-04	9.14E-07	0.14	1.57E-01	2.01E-08	1.0E+06	2.0E-02
301	0.18135	1.56E-02	2.8E-03	3.46E-04	9.81E-07	0.14	1.57E-01	2.15E-08	1.0E+06	2.2E-02
302	0.19214	1.56E-02	3.0E-03	3.46E-04	1.04E-06	0.14	1.57E-01	2.28E-08	1.0E+06	2.3E-02
303	0.20074	1.56E-02	3.1E-03	3.46E-04	1.09E-06	0.14	1.57E-01	2.38E-08	1.0E+06	2.4E-02
304	0.20884	1.56E-02	3.3E-03	3.46E-04	1.13E-06	0.14	1.57E-01	2.48E-08	1.0E+06	2.5E-02
305	0.21679	1.56E-02	3.4E-03	3.46E-04	1.17E-06	0.14	1.57E-01	2.57E-08	1.0E+06	2.6E-02
306	0.22323	1.56E-02	3.5E-03	3.46E-04	1.21E-06	0.14	1.57E-01	2.65E-08	1.0E+06	2.7E-02
307	0.23282	1.56E-02	3.6E-03	3.46E-04	1.26E-06	0.14	1.57E-01	2.76E-08	1.0E+06	2.8E-02
308	0.24269	1.56E-02	3.8E-03	3.46E-04	1.31E-06	0.14	1.57E-01	2.88E-08	1.0E+06	2.9E-02

Ventura Ranch

P1- Site Preparation

		Cancer Risk from 3rd Trimester								
Receptor #	Conc	g/sec	Cair	Dose Constant	Dose	ED	Risk Constant	Risk	Constant 2	Risk/ Million
309	0.25057	1.56E-02	3.9E-03	3.46E-04	1.36E-06	0.14	1.57E-01	2.98E-08	1.0E+06	3.0E-02
310	0.2621	1.56E-02	4.1E-03	3.46E-04	1.42E-06	0.14	1.57E-01	3.11E-08	1.0E+06	3.1E-02
311	0.27669	1.56E-02	4.3E-03	3.46E-04	1.50E-06	0.14	1.57E-01	3.29E-08	1.0E+06	3.3E-02
312	0.28905	1.56E-02	4.5E-03	3.46E-04	1.56E-06	0.14	1.57E-01	3.43E-08	1.0E+06	3.4E-02
313	0.28926	1.56E-02	4.5E-03	3.46E-04	1.56E-06	0.14	1.57E-01	3.44E-08	1.0E+06	3.4E-02
314	0.14298	1.56E-02	2.2E-03	3.46E-04	7.73E-07	0.14	1.57E-01	1.70E-08	1.0E+06	1.7E-02
315	0.15281	1.56E-02	2.4E-03	3.46E-04	8.26E-07	0.14	1.57E-01	1.81E-08	1.0E+06	1.8E-02
316	0.16338	1.56E-02	2.6E-03	3.46E-04	8.84E-07	0.14	1.57E-01	1.94E-08	1.0E+06	1.9E-02
317	0.17271	1.56E-02	2.7E-03	3.46E-04	9.34E-07	0.14	1.57E-01	2.05E-08	1.0E+06	2.1E-02
318	0.17587	1.56E-02	2.7E-03	3.46E-04	9.51E-07	0.14	1.57E-01	2.09E-08	1.0E+06	2.1E-02
319	0.18536	1.56E-02	2.9E-03	3.46E-04	1.00E-06	0.14	1.57E-01	2.20E-08	1.0E+06	2.2E-02
320	0.19335	1.56E-02	3.0E-03	3.46E-04	1.05E-06	0.14	1.57E-01	2.30E-08	1.0E+06	2.3E-02
321	0.19436	1.56E-02	3.0E-03	3.46E-04	1.05E-06	0.14	1.57E-01	2.31E-08	1.0E+06	2.3E-02
322	0.2042	1.56E-02	3.2E-03	3.46E-04	1.10E-06	0.14	1.57E-01	2.42E-08	1.0E+06	2.4E-02
323	0.2132	1.56E-02	3.3E-03	3.46E-04	1.15E-06	0.14	1.57E-01	2.53E-08	1.0E+06	2.5E-02
324	0.22	1.56E-02	3.4E-03	3.46E-04	1.19E-06	0.14	1.57E-01	2.61E-08	1.0E+06	2.6E-02
325	0.22865	1.56E-02	3.6E-03	3.46E-04	1.24E-06	0.14	1.57E-01	2.72E-08	1.0E+06	2.7E-02
326	0.24174	1.56E-02	3.8E-03	3.46E-04	1.31E-06	0.14	1.57E-01	2.87E-08	1.0E+06	2.9E-02
327	0.25236	1.56E-02	3.9E-03	3.46E-04	1.36E-06	0.14	1.57E-01	3.00E-08	1.0E+06	3.0E-02
328	0.25049	1.56E-02	3.9E-03	3.46E-04	1.35E-06	0.14	1.57E-01	2.97E-08	1.0E+06	3.0E-02
329	0.1325	1.56E-02	2.1E-03	3.46E-04	7.17E-07	0.14	1.57E-01	1.57E-08	1.0E+06	1.6E-02
330	0.13899	1.56E-02	2.2E-03	3.46E-04	7.52E-07	0.14	1.57E-01	1.65E-08	1.0E+06	1.7E-02
331	0.14787	1.56E-02	2.3E-03	3.46E-04	8.00E-07	0.14	1.57E-01	1.76E-08	1.0E+06	1.8E-02
332	0.15588	1.56E-02	2.4E-03	3.46E-04	8.43E-07	0.14	1.57E-01	1.85E-08	1.0E+06	1.9E-02
333	0.15911	1.56E-02	2.5E-03	3.46E-04	8.61E-07	0.14	1.57E-01	1.89E-08	1.0E+06	1.9E-02
334	0.16672	1.56E-02	2.6E-03	3.46E-04	9.02E-07	0.14	1.57E-01	1.98E-08	1.0E+06	2.0E-02
335	0.17395	1.56E-02	2.7E-03	3.46E-04	9.41E-07	0.14	1.57E-01	2.07E-08	1.0E+06	2.1E-02
336	0.17478	1.56E-02	2.7E-03	3.46E-04	9.45E-07	0.14	1.57E-01	2.08E-08	1.0E+06	2.1E-02
337	0.18198	1.56E-02	2.8E-03	3.46E-04	9.84E-07	0.14	1.57E-01	2.16E-08	1.0E+06	2.2E-02
338	0.1903	1.56E-02	3.0E-03	3.46E-04	1.03E-06	0.14	1.57E-01	2.26E-08	1.0E+06	2.3E-02
339	0.19649	1.56E-02	3.1E-03	3.46E-04	1.06E-06	0.14	1.57E-01	2.33E-08	1.0E+06	2.3E-02

Ventura Ranch

P1- Site Preparation

		Cancer Risk from 3rd Trimester								
Receptor #	Conc	g/sec	Cair	Dose Constant	Dose	ED	Risk Constant	Risk	Constant 2	Risk/ Million
340	0.20173	1.56E-02	3.2E-03	3.46E-04	1.09E-06	0.14	1.57E-01	2.40E-08	1.0E+06	2.4E-02
341	0.21293	1.56E-02	3.3E-03	3.46E-04	1.15E-06	0.14	1.57E-01	2.53E-08	1.0E+06	2.5E-02
342	0.22192	1.56E-02	3.5E-03	3.46E-04	1.20E-06	0.14	1.57E-01	2.64E-08	1.0E+06	2.6E-02
343	0.21907	1.56E-02	3.4E-03	3.46E-04	1.18E-06	0.14	1.57E-01	2.60E-08	1.0E+06	2.6E-02
344	0.2145	1.56E-02	3.4E-03	3.46E-04	1.16E-06	0.14	1.57E-01	2.55E-08	1.0E+06	2.5E-02
345	0.12149	1.56E-02	1.9E-03	3.46E-04	6.57E-07	0.14	1.57E-01	1.44E-08	1.0E+06	1.4E-02
346	0.12716	1.56E-02	2.0E-03	3.46E-04	6.88E-07	0.14	1.57E-01	1.51E-08	1.0E+06	1.5E-02
347	0.13467	1.56E-02	2.1E-03	3.46E-04	7.28E-07	0.14	1.57E-01	1.60E-08	1.0E+06	1.6E-02
348	0.1416	1.56E-02	2.2E-03	3.46E-04	7.66E-07	0.14	1.57E-01	1.68E-08	1.0E+06	1.7E-02
349	0.14539	1.56E-02	2.3E-03	3.46E-04	7.86E-07	0.14	1.57E-01	1.73E-08	1.0E+06	1.7E-02
350	0.1513	1.56E-02	2.4E-03	3.46E-04	8.18E-07	0.14	1.57E-01	1.80E-08	1.0E+06	1.8E-02
351	0.15732	1.56E-02	2.5E-03	3.46E-04	8.51E-07	0.14	1.57E-01	1.87E-08	1.0E+06	1.9E-02
352	0.1597	1.56E-02	2.5E-03	3.46E-04	8.64E-07	0.14	1.57E-01	1.90E-08	1.0E+06	1.9E-02
353	0.16416	1.56E-02	2.6E-03	3.46E-04	8.88E-07	0.14	1.57E-01	1.95E-08	1.0E+06	1.9E-02
354	0.17124	1.56E-02	2.7E-03	3.46E-04	9.26E-07	0.14	1.57E-01	2.03E-08	1.0E+06	2.0E-02
355	0.17664	1.56E-02	2.8E-03	3.46E-04	9.55E-07	0.14	1.57E-01	2.10E-08	1.0E+06	2.1E-02
356	0.17959	1.56E-02	2.8E-03	3.46E-04	9.71E-07	0.14	1.57E-01	2.13E-08	1.0E+06	2.1E-02
357	0.1893	1.56E-02	3.0E-03	3.46E-04	1.02E-06	0.14	1.57E-01	2.25E-08	1.0E+06	2.2E-02
358	0.19706	1.56E-02	3.1E-03	3.46E-04	1.07E-06	0.14	1.57E-01	2.34E-08	1.0E+06	2.3E-02
359	0.19654	1.56E-02	3.1E-03	3.46E-04	1.06E-06	0.14	1.57E-01	2.33E-08	1.0E+06	2.3E-02
360	0.18848	1.56E-02	2.9E-03	3.46E-04	1.02E-06	0.14	1.57E-01	2.24E-08	1.0E+06	2.2E-02

Ventura Ranch

P1- Site Preparation

		Cancer Risk from Birth to 2 years								
Receptor #	Conc	g/sec	Cair	Dose Constant	Dose	ED	Risk Constant	Risk	Constant 2	Risk/ Million
1	1.74419	1.56E-02	2.7E-02	1.05E-03	2.85E-05	0.11	1.57E-01	4.78E-07	1.0E+06	4.8E-01
2	1.48587	1.56E-02	2.3E-02	1.05E-03	2.43E-05	0.11	1.57E-01	4.07E-07	1.0E+06	4.1E-01
3	1.24779	1.56E-02	1.9E-02	1.05E-03	2.04E-05	0.11	1.57E-01	3.42E-07	1.0E+06	3.4E-01
4	1.0359	1.56E-02	1.6E-02	1.05E-03	1.69E-05	0.11	1.57E-01	2.84E-07	1.0E+06	2.8E-01
5	0.85211	1.56E-02	1.3E-02	1.05E-03	1.39E-05	0.11	1.57E-01	2.34E-07	1.0E+06	2.3E-01
6	0.69399	1.56E-02	1.1E-02	1.05E-03	1.13E-05	0.11	1.57E-01	1.90E-07	1.0E+06	1.9E-01
7	0.56428	1.56E-02	8.8E-03	1.05E-03	9.21E-06	0.11	1.57E-01	1.55E-07	1.0E+06	1.5E-01
8	0.45951	1.56E-02	7.2E-03	1.05E-03	7.50E-06	0.11	1.57E-01	1.26E-07	1.0E+06	1.3E-01
9	0.37548	1.56E-02	5.9E-03	1.05E-03	6.13E-06	0.11	1.57E-01	1.03E-07	1.0E+06	1.0E-01
10	0.30921	1.56E-02	4.8E-03	1.05E-03	5.05E-06	0.11	1.57E-01	8.48E-08	1.0E+06	8.5E-02
11	0.22348	1.56E-02	3.5E-03	1.05E-03	3.65E-06	0.11	1.57E-01	6.13E-08	1.0E+06	6.1E-02
12	0.18619	1.56E-02	2.9E-03	1.05E-03	3.04E-06	0.11	1.57E-01	5.11E-08	1.0E+06	5.1E-02
13	0.15807	1.56E-02	2.5E-03	1.05E-03	2.58E-06	0.11	1.57E-01	4.33E-08	1.0E+06	4.3E-02
14	0.13663	1.56E-02	2.1E-03	1.05E-03	2.23E-06	0.11	1.57E-01	3.75E-08	1.0E+06	3.7E-02
15	0.12062	1.56E-02	1.9E-03	1.05E-03	1.97E-06	0.11	1.57E-01	3.31E-08	1.0E+06	3.3E-02
16	0.10793	1.56E-02	1.7E-03	1.05E-03	1.76E-06	0.11	1.57E-01	2.96E-08	1.0E+06	3.0E-02
17	0.09134	1.56E-02	1.4E-03	1.05E-03	1.49E-06	0.11	1.57E-01	2.50E-08	1.0E+06	2.5E-02
18	0.08367	1.56E-02	1.3E-03	1.05E-03	1.37E-06	0.11	1.57E-01	2.29E-08	1.0E+06	2.3E-02
19	0.07295	1.56E-02	1.1E-03	1.05E-03	1.19E-06	0.11	1.57E-01	2.00E-08	1.0E+06	2.0E-02
20	0.06626	1.56E-02	1.0E-03	1.05E-03	1.08E-06	0.11	1.57E-01	1.82E-08	1.0E+06	1.8E-02
21	0.05918	1.56E-02	9.2E-04	1.05E-03	9.66E-07	0.11	1.57E-01	1.62E-08	1.0E+06	1.6E-02
22	0.57661	1.56E-02	9.0E-03	1.05E-03	9.42E-06	0.11	1.57E-01	1.58E-07	1.0E+06	1.6E-01
23	0.4663	1.56E-02	7.3E-03	1.05E-03	7.61E-06	0.11	1.57E-01	1.28E-07	1.0E+06	1.3E-01
24	0.37932	1.56E-02	5.9E-03	1.05E-03	6.19E-06	0.11	1.57E-01	1.04E-07	1.0E+06	1.0E-01
25	0.31151	1.56E-02	4.9E-03	1.05E-03	5.09E-06	0.11	1.57E-01	8.54E-08	1.0E+06	8.5E-02
26	0.22637	1.56E-02	3.5E-03	1.05E-03	3.70E-06	0.11	1.57E-01	6.21E-08	1.0E+06	6.2E-02
27	0.18813	1.56E-02	2.9E-03	1.05E-03	3.07E-06	0.11	1.57E-01	5.16E-08	1.0E+06	5.2E-02
28	0.15937	1.56E-02	2.5E-03	1.05E-03	2.60E-06	0.11	1.57E-01	4.37E-08	1.0E+06	4.4E-02
29	0.13873	1.56E-02	2.2E-03	1.05E-03	2.27E-06	0.11	1.57E-01	3.80E-08	1.0E+06	3.8E-02
30	0.12447	1.56E-02	1.9E-03	1.05E-03	2.03E-06	0.11	1.57E-01	3.41E-08	1.0E+06	3.4E-02
31	0.10492	1.56E-02	1.6E-03	1.05E-03	1.71E-06	0.11	1.57E-01	2.88E-08	1.0E+06	2.9E-02

Ventura Ranch

P1- Site Preparation

		Cancer Risk from Birth to 2 years								
Receptor #	Conc	g/sec	Cair	Dose Constant	Dose	ED	Risk Constant	Risk	Constant 2	Risk/ Million
32	0.081	1.56E-02	1.3E-03	1.05E-03	1.32E-06	0.11	1.57E-01	2.22E-08	1.0E+06	2.2E-02
33	0.07635	1.56E-02	1.2E-03	1.05E-03	1.25E-06	0.11	1.57E-01	2.09E-08	1.0E+06	2.1E-02
34	0.07501	1.56E-02	1.2E-03	1.05E-03	1.22E-06	0.11	1.57E-01	2.06E-08	1.0E+06	2.1E-02
35	0.14698	1.56E-02	2.3E-03	1.05E-03	2.40E-06	0.11	1.57E-01	4.03E-08	1.0E+06	4.0E-02
36	0.12721	1.56E-02	2.0E-03	1.05E-03	2.08E-06	0.11	1.57E-01	3.49E-08	1.0E+06	3.5E-02
37	4.06955	1.56E-02	6.4E-02	1.05E-03	6.65E-05	0.11	1.57E-01	1.12E-06	1.0E+06	1.1E+00
38	3.97404	1.56E-02	6.2E-02	1.05E-03	6.49E-05	0.11	1.57E-01	1.09E-06	1.0E+06	1.1E+00
39	3.702	1.56E-02	5.8E-02	1.05E-03	6.05E-05	0.11	1.57E-01	1.02E-06	1.0E+06	1.0E+00
40	3.31677	1.56E-02	5.2E-02	1.05E-03	5.42E-05	0.11	1.57E-01	9.09E-07	1.0E+06	9.1E-01
41	4.59189	1.56E-02	7.2E-02	1.05E-03	7.50E-05	0.11	1.57E-01	1.26E-06	1.0E+06	1.3E+00
42	4.5073	1.56E-02	7.0E-02	1.05E-03	7.36E-05	0.11	1.57E-01	1.24E-06	1.0E+06	1.2E+00
43	4.19779	1.56E-02	6.6E-02	1.05E-03	6.85E-05	0.11	1.57E-01	1.15E-06	1.0E+06	1.2E+00
44	3.74723	1.56E-02	5.9E-02	1.05E-03	6.12E-05	0.11	1.57E-01	1.03E-06	1.0E+06	1.0E+00
45	3.21901	1.56E-02	5.0E-02	1.05E-03	5.26E-05	0.11	1.57E-01	8.83E-07	1.0E+06	8.8E-01
46	0.49683	1.56E-02	7.8E-03	1.05E-03	8.11E-06	0.11	1.57E-01	1.36E-07	1.0E+06	1.4E-01
47	0.39719	1.56E-02	6.2E-03	1.05E-03	6.49E-06	0.11	1.57E-01	1.09E-07	1.0E+06	1.1E-01
48	5.14911	1.56E-02	8.0E-02	1.05E-03	8.41E-05	0.11	1.57E-01	1.41E-06	1.0E+06	1.4E+00
49	4.8133	1.56E-02	7.5E-02	1.05E-03	7.86E-05	0.11	1.57E-01	1.32E-06	1.0E+06	1.3E+00
50	4.26333	1.56E-02	6.7E-02	1.05E-03	6.96E-05	0.11	1.57E-01	1.17E-06	1.0E+06	1.2E+00
51	3.60174	1.56E-02	5.6E-02	1.05E-03	5.88E-05	0.11	1.57E-01	9.88E-07	1.0E+06	9.9E-01
52	0.50656	1.56E-02	7.9E-03	1.05E-03	8.27E-06	0.11	1.57E-01	1.39E-07	1.0E+06	1.4E-01
53	0.3584	1.56E-02	5.6E-03	1.05E-03	5.85E-06	0.11	1.57E-01	9.83E-08	1.0E+06	9.8E-02
54	0.29252	1.56E-02	4.6E-03	1.05E-03	4.78E-06	0.11	1.57E-01	8.02E-08	1.0E+06	8.0E-02
55	5.51596	1.56E-02	8.6E-02	1.05E-03	9.01E-05	0.11	1.57E-01	1.51E-06	1.0E+06	1.5E+00
56	4.86165	1.56E-02	7.6E-02	1.05E-03	7.94E-05	0.11	1.57E-01	1.33E-06	1.0E+06	1.3E+00
57	4.05056	1.56E-02	6.3E-02	1.05E-03	6.61E-05	0.11	1.57E-01	1.11E-06	1.0E+06	1.1E+00
58	3.23276	1.56E-02	5.1E-02	1.05E-03	5.28E-05	0.11	1.57E-01	8.86E-07	1.0E+06	8.9E-01
59	0.51738	1.56E-02	8.1E-03	1.05E-03	8.45E-06	0.11	1.57E-01	1.42E-07	1.0E+06	1.4E-01
60	0.36646	1.56E-02	5.7E-03	1.05E-03	5.98E-06	0.11	1.57E-01	1.00E-07	1.0E+06	1.0E-01
61	0.29871	1.56E-02	4.7E-03	1.05E-03	4.88E-06	0.11	1.57E-01	8.19E-08	1.0E+06	8.2E-02
62	0.52952	1.56E-02	8.3E-03	1.05E-03	8.65E-06	0.11	1.57E-01	1.45E-07	1.0E+06	1.5E-01

Ventura Ranch

P1- Site Preparation

		Cancer Risk from Birth to 2 years								
Receptor #	Conc	g/sec	Cair	Dose Constant	Dose	ED	Risk Constant	Risk	Constant 2	Risk/ Million
63	0.37503	1.56E-02	5.9E-03	1.05E-03	6.12E-06	0.11	1.57E-01	1.03E-07	1.0E+06	1.0E-01
64	0.30525	1.56E-02	4.8E-03	1.05E-03	4.98E-06	0.11	1.57E-01	8.37E-08	1.0E+06	8.4E-02
65	0.38533	1.56E-02	6.0E-03	1.05E-03	6.29E-06	0.11	1.57E-01	1.06E-07	1.0E+06	1.1E-01
66	10.22484	1.56E-02	1.6E-01	1.05E-03	1.67E-04	0.11	1.57E-01	2.80E-06	1.0E+06	2.8E+00
67	9.58429	1.56E-02	1.5E-01	1.05E-03	1.57E-04	0.11	1.57E-01	2.63E-06	1.0E+06	2.6E+00
68	0.14678	1.56E-02	2.3E-03	1.05E-03	2.40E-06	0.11	1.57E-01	4.02E-08	1.0E+06	4.0E-02
69	0.12707	1.56E-02	2.0E-03	1.05E-03	2.08E-06	0.11	1.57E-01	3.48E-08	1.0E+06	3.5E-02
70	0.11279	1.56E-02	1.8E-03	1.05E-03	1.84E-06	0.11	1.57E-01	3.09E-08	1.0E+06	3.1E-02
71	0.10297	1.56E-02	1.6E-03	1.05E-03	1.68E-06	0.11	1.57E-01	2.82E-08	1.0E+06	2.8E-02
72	13.05387	1.56E-02	2.0E-01	1.05E-03	2.13E-04	0.11	1.57E-01	3.58E-06	1.0E+06	3.6E+00
73	12.14272	1.56E-02	1.9E-01	1.05E-03	1.98E-04	0.11	1.57E-01	3.33E-06	1.0E+06	3.3E+00
74	0.17774	1.56E-02	2.8E-03	1.05E-03	2.90E-06	0.11	1.57E-01	4.87E-08	1.0E+06	4.9E-02
75	0.15851	1.56E-02	2.5E-03	1.05E-03	2.59E-06	0.11	1.57E-01	4.35E-08	1.0E+06	4.3E-02
76	0.13864	1.56E-02	2.2E-03	1.05E-03	2.26E-06	0.11	1.57E-01	3.80E-08	1.0E+06	3.8E-02
77	0.12324	1.56E-02	1.9E-03	1.05E-03	2.01E-06	0.11	1.57E-01	3.38E-08	1.0E+06	3.4E-02
78	0.11465	1.56E-02	1.8E-03	1.05E-03	1.87E-06	0.11	1.57E-01	3.14E-08	1.0E+06	3.1E-02
79	17.40487	1.56E-02	2.7E-01	1.05E-03	2.84E-04	0.11	1.57E-01	4.77E-06	1.0E+06	4.8E+00
80	16.04707	1.56E-02	2.5E-01	1.05E-03	2.62E-04	0.11	1.57E-01	4.40E-06	1.0E+06	4.4E+00
81	0.19077	1.56E-02	3.0E-03	1.05E-03	3.12E-06	0.11	1.57E-01	5.23E-08	1.0E+06	5.2E-02
82	0.17294	1.56E-02	2.7E-03	1.05E-03	2.82E-06	0.11	1.57E-01	4.74E-08	1.0E+06	4.7E-02
83	0.15891	1.56E-02	2.5E-03	1.05E-03	2.60E-06	0.11	1.57E-01	4.36E-08	1.0E+06	4.4E-02
84	0.1492	1.56E-02	2.3E-03	1.05E-03	2.44E-06	0.11	1.57E-01	4.09E-08	1.0E+06	4.1E-02
85	0.13423	1.56E-02	2.1E-03	1.05E-03	2.19E-06	0.11	1.57E-01	3.68E-08	1.0E+06	3.7E-02
86	24.62937	1.56E-02	3.8E-01	1.05E-03	4.02E-04	0.11	1.57E-01	6.75E-06	1.0E+06	6.8E+00
87	22.88906	1.56E-02	3.6E-01	1.05E-03	3.74E-04	0.11	1.57E-01	6.28E-06	1.0E+06	6.3E+00
88	0.19364	1.56E-02	3.0E-03	1.05E-03	3.16E-06	0.11	1.57E-01	5.31E-08	1.0E+06	5.3E-02
89	6.21197	1.56E-02	9.7E-02	1.05E-03	1.01E-04	0.11	1.57E-01	1.70E-06	1.0E+06	1.7E+00
90	2.88661	1.56E-02	4.5E-02	1.05E-03	4.71E-05	0.11	1.57E-01	7.91E-07	1.0E+06	7.9E-01
91	4.31546	1.56E-02	6.7E-02	1.05E-03	7.05E-05	0.11	1.57E-01	1.18E-06	1.0E+06	1.2E+00
92	7.53673	1.56E-02	1.2E-01	1.05E-03	1.23E-04	0.11	1.57E-01	2.07E-06	1.0E+06	2.1E+00
93	2.08434	1.56E-02	3.3E-02	1.05E-03	3.40E-05	0.11	1.57E-01	5.72E-07	1.0E+06	5.7E-01

Ventura Ranch

P1- Site Preparation

		Cancer Risk from Birth to 2 years								
Receptor #	Conc	g/sec	Cair	Dose Constant	Dose	ED	Risk Constant	Risk	Constant 2	Risk/ Million
94	2.82357	1.56E-02	4.4E-02	1.05E-03	4.61E-05	0.11	1.57E-01	7.74E-07	1.0E+06	7.7E-01
95	4.13574	1.56E-02	6.5E-02	1.05E-03	6.75E-05	0.11	1.57E-01	1.13E-06	1.0E+06	1.1E+00
96	7.78584	1.56E-02	1.2E-01	1.05E-03	1.27E-04	0.11	1.57E-01	2.13E-06	1.0E+06	2.1E+00
97	15.12865	1.56E-02	2.4E-01	1.05E-03	2.47E-04	0.11	1.57E-01	4.15E-06	1.0E+06	4.1E+00
98	22.12098	1.56E-02	3.5E-01	1.05E-03	3.61E-04	0.11	1.57E-01	6.07E-06	1.0E+06	6.1E+00
99	1.46481	1.56E-02	2.3E-02	1.05E-03	2.39E-05	0.11	1.57E-01	4.02E-07	1.0E+06	4.0E-01
100	1.84528	1.56E-02	2.9E-02	1.05E-03	3.01E-05	0.11	1.57E-01	5.06E-07	1.0E+06	5.1E-01
101	2.46216	1.56E-02	3.8E-02	1.05E-03	4.02E-05	0.11	1.57E-01	6.75E-07	1.0E+06	6.8E-01
102	3.69393	1.56E-02	5.8E-02	1.05E-03	6.03E-05	0.11	1.57E-01	1.01E-06	1.0E+06	1.0E+00
103	5.71962	1.56E-02	8.9E-02	1.05E-03	9.34E-05	0.11	1.57E-01	1.57E-06	1.0E+06	1.6E+00
104	8.14125	1.56E-02	1.3E-01	1.05E-03	1.33E-04	0.11	1.57E-01	2.23E-06	1.0E+06	2.2E+00
105	10.73462	1.56E-02	1.7E-01	1.05E-03	1.75E-04	0.11	1.57E-01	2.94E-06	1.0E+06	2.9E+00
106	13.10827	1.56E-02	2.0E-01	1.05E-03	2.14E-04	0.11	1.57E-01	3.59E-06	1.0E+06	3.6E+00
107	15.43661	1.56E-02	2.4E-01	1.05E-03	2.52E-04	0.11	1.57E-01	4.23E-06	1.0E+06	4.2E+00
108	14.75418	1.56E-02	2.3E-01	1.05E-03	2.41E-04	0.11	1.57E-01	4.05E-06	1.0E+06	4.0E+00
109	1.04987	1.56E-02	1.6E-02	1.05E-03	1.71E-05	0.11	1.57E-01	2.88E-07	1.0E+06	2.9E-01
110	1.27195	1.56E-02	2.0E-02	1.05E-03	2.08E-05	0.11	1.57E-01	3.49E-07	1.0E+06	3.5E-01
111	1.61771	1.56E-02	2.5E-02	1.05E-03	2.64E-05	0.11	1.57E-01	4.44E-07	1.0E+06	4.4E-01
112	2.11313	1.56E-02	3.3E-02	1.05E-03	3.45E-05	0.11	1.57E-01	5.79E-07	1.0E+06	5.8E-01
113	2.86727	1.56E-02	4.5E-02	1.05E-03	4.68E-05	0.11	1.57E-01	7.86E-07	1.0E+06	7.9E-01
114	3.91346	1.56E-02	6.1E-02	1.05E-03	6.39E-05	0.11	1.57E-01	1.07E-06	1.0E+06	1.1E+00
115	5.04271	1.56E-02	7.9E-02	1.05E-03	8.23E-05	0.11	1.57E-01	1.38E-06	1.0E+06	1.4E+00
116	6.2706	1.56E-02	9.8E-02	1.05E-03	1.02E-04	0.11	1.57E-01	1.72E-06	1.0E+06	1.7E+00
117	7.30908	1.56E-02	1.1E-01	1.05E-03	1.19E-04	0.11	1.57E-01	2.00E-06	1.0E+06	2.0E+00
118	7.83559	1.56E-02	1.2E-01	1.05E-03	1.28E-04	0.11	1.57E-01	2.15E-06	1.0E+06	2.1E+00
119	7.5024	1.56E-02	1.2E-01	1.05E-03	1.23E-04	0.11	1.57E-01	2.06E-06	1.0E+06	2.1E+00
120	6.66577	1.56E-02	1.0E-01	1.05E-03	1.09E-04	0.11	1.57E-01	1.83E-06	1.0E+06	1.8E+00
121	5.75345	1.56E-02	9.0E-02	1.05E-03	9.40E-05	0.11	1.57E-01	1.58E-06	1.0E+06	1.6E+00
122	4.86707	1.56E-02	7.6E-02	1.05E-03	7.95E-05	0.11	1.57E-01	1.33E-06	1.0E+06	1.3E+00
123	0.7821	1.56E-02	1.2E-02	1.05E-03	1.28E-05	0.11	1.57E-01	2.14E-07	1.0E+06	2.1E-01
124	0.92737	1.56E-02	1.4E-02	1.05E-03	1.51E-05	0.11	1.57E-01	2.54E-07	1.0E+06	2.5E-01

Ventura Ranch

P1- Site Preparation

		Cancer Risk from Birth to 2 years								
Receptor #	Conc	g/sec	Cair	Dose Constant	Dose	ED	Risk Constant	Risk	Constant 2	Risk/ Million
125	1.13937	1.56E-02	1.8E-02	1.05E-03	1.86E-05	0.11	1.57E-01	3.12E-07	1.0E+06	3.1E-01
126	1.37691	1.56E-02	2.2E-02	1.05E-03	2.25E-05	0.11	1.57E-01	3.78E-07	1.0E+06	3.8E-01
127	1.77167	1.56E-02	2.8E-02	1.05E-03	2.89E-05	0.11	1.57E-01	4.86E-07	1.0E+06	4.9E-01
128	2.2814	1.56E-02	3.6E-02	1.05E-03	3.73E-05	0.11	1.57E-01	6.26E-07	1.0E+06	6.3E-01
129	2.70822	1.56E-02	4.2E-02	1.05E-03	4.42E-05	0.11	1.57E-01	7.43E-07	1.0E+06	7.4E-01
130	3.32715	1.56E-02	5.2E-02	1.05E-03	5.43E-05	0.11	1.57E-01	9.12E-07	1.0E+06	9.1E-01
131	3.98337	1.56E-02	6.2E-02	1.05E-03	6.50E-05	0.11	1.57E-01	1.09E-06	1.0E+06	1.1E+00
132	4.41288	1.56E-02	6.9E-02	1.05E-03	7.21E-05	0.11	1.57E-01	1.21E-06	1.0E+06	1.2E+00
133	4.63782	1.56E-02	7.2E-02	1.05E-03	7.57E-05	0.11	1.57E-01	1.27E-06	1.0E+06	1.3E+00
134	4.63006	1.56E-02	7.2E-02	1.05E-03	7.56E-05	0.11	1.57E-01	1.27E-06	1.0E+06	1.3E+00
135	4.3627	1.56E-02	6.8E-02	1.05E-03	7.12E-05	0.11	1.57E-01	1.20E-06	1.0E+06	1.2E+00
136	3.96893	1.56E-02	6.2E-02	1.05E-03	6.48E-05	0.11	1.57E-01	1.09E-06	1.0E+06	1.1E+00
137	3.54951	1.56E-02	5.5E-02	1.05E-03	5.80E-05	0.11	1.57E-01	9.73E-07	1.0E+06	9.7E-01
138	3.11018	1.56E-02	4.9E-02	1.05E-03	5.08E-05	0.11	1.57E-01	8.53E-07	1.0E+06	8.5E-01
139	0.60531	1.56E-02	9.5E-03	1.05E-03	9.88E-06	0.11	1.57E-01	1.66E-07	1.0E+06	1.7E-01
140	0.7081	1.56E-02	1.1E-02	1.05E-03	1.16E-05	0.11	1.57E-01	1.94E-07	1.0E+06	1.9E-01
141	0.84879	1.56E-02	1.3E-02	1.05E-03	1.39E-05	0.11	1.57E-01	2.33E-07	1.0E+06	2.3E-01
142	0.98529	1.56E-02	1.5E-02	1.05E-03	1.61E-05	0.11	1.57E-01	2.70E-07	1.0E+06	2.7E-01
143	1.22509	1.56E-02	1.9E-02	1.05E-03	2.00E-05	0.11	1.57E-01	3.36E-07	1.0E+06	3.4E-01
144	1.50737	1.56E-02	2.4E-02	1.05E-03	2.46E-05	0.11	1.57E-01	4.13E-07	1.0E+06	4.1E-01
145	1.73075	1.56E-02	2.7E-02	1.05E-03	2.83E-05	0.11	1.57E-01	4.75E-07	1.0E+06	4.7E-01
146	2.07515	1.56E-02	3.2E-02	1.05E-03	3.39E-05	0.11	1.57E-01	5.69E-07	1.0E+06	5.7E-01
147	2.43513	1.56E-02	3.8E-02	1.05E-03	3.98E-05	0.11	1.57E-01	6.68E-07	1.0E+06	6.7E-01
148	2.67446	1.56E-02	4.2E-02	1.05E-03	4.37E-05	0.11	1.57E-01	7.33E-07	1.0E+06	7.3E-01
149	2.89781	1.56E-02	4.5E-02	1.05E-03	4.73E-05	0.11	1.57E-01	7.95E-07	1.0E+06	7.9E-01
150	3.07464	1.56E-02	4.8E-02	1.05E-03	5.02E-05	0.11	1.57E-01	8.43E-07	1.0E+06	8.4E-01
151	3.06354	1.56E-02	4.8E-02	1.05E-03	5.00E-05	0.11	1.57E-01	8.40E-07	1.0E+06	8.4E-01
152	2.94938	1.56E-02	4.6E-02	1.05E-03	4.82E-05	0.11	1.57E-01	8.09E-07	1.0E+06	8.1E-01
153	2.8332	1.56E-02	4.4E-02	1.05E-03	4.63E-05	0.11	1.57E-01	7.77E-07	1.0E+06	7.8E-01
154	2.61338	1.56E-02	4.1E-02	1.05E-03	4.27E-05	0.11	1.57E-01	7.17E-07	1.0E+06	7.2E-01
155	0.48128	1.56E-02	7.5E-03	1.05E-03	7.86E-06	0.11	1.57E-01	1.32E-07	1.0E+06	1.3E-01

Ventura Ranch

P1- Site Preparation

		Cancer Risk from Birth to 2 years								
Receptor #	Conc	g/sec	Cair	Dose Constant	Dose	ED	Risk Constant	Risk	Constant 2	Risk/ Million
156	0.56135	1.56E-02	8.8E-03	1.05E-03	9.17E-06	0.11	1.57E-01	1.54E-07	1.0E+06	1.5E-01
157	0.6536	1.56E-02	1.0E-02	1.05E-03	1.07E-05	0.11	1.57E-01	1.79E-07	1.0E+06	1.8E-01
158	0.74763	1.56E-02	1.2E-02	1.05E-03	1.22E-05	0.11	1.57E-01	2.05E-07	1.0E+06	2.0E-01
159	0.9036	1.56E-02	1.4E-02	1.05E-03	1.48E-05	0.11	1.57E-01	2.48E-07	1.0E+06	2.5E-01
160	1.07849	1.56E-02	1.7E-02	1.05E-03	1.76E-05	0.11	1.57E-01	2.96E-07	1.0E+06	3.0E-01
161	1.20951	1.56E-02	1.9E-02	1.05E-03	1.98E-05	0.11	1.57E-01	3.32E-07	1.0E+06	3.3E-01
162	1.41201	1.56E-02	2.2E-02	1.05E-03	2.31E-05	0.11	1.57E-01	3.87E-07	1.0E+06	3.9E-01
163	1.62642	1.56E-02	2.5E-02	1.05E-03	2.66E-05	0.11	1.57E-01	4.46E-07	1.0E+06	4.5E-01
164	1.77723	1.56E-02	2.8E-02	1.05E-03	2.90E-05	0.11	1.57E-01	4.87E-07	1.0E+06	4.9E-01
165	1.93404	1.56E-02	3.0E-02	1.05E-03	3.16E-05	0.11	1.57E-01	5.30E-07	1.0E+06	5.3E-01
166	2.09076	1.56E-02	3.3E-02	1.05E-03	3.41E-05	0.11	1.57E-01	5.73E-07	1.0E+06	5.7E-01
167	2.14788	1.56E-02	3.4E-02	1.05E-03	3.51E-05	0.11	1.57E-01	5.89E-07	1.0E+06	5.9E-01
168	2.13133	1.56E-02	3.3E-02	1.05E-03	3.48E-05	0.11	1.57E-01	5.84E-07	1.0E+06	5.8E-01
169	2.14022	1.56E-02	3.3E-02	1.05E-03	3.49E-05	0.11	1.57E-01	5.87E-07	1.0E+06	5.9E-01
170	2.06144	1.56E-02	3.2E-02	1.05E-03	3.37E-05	0.11	1.57E-01	5.65E-07	1.0E+06	5.7E-01
171	0.39425	1.56E-02	6.2E-03	1.05E-03	6.44E-06	0.11	1.57E-01	1.08E-07	1.0E+06	1.1E-01
172	0.45515	1.56E-02	7.1E-03	1.05E-03	7.43E-06	0.11	1.57E-01	1.25E-07	1.0E+06	1.2E-01
173	0.52324	1.56E-02	8.2E-03	1.05E-03	8.54E-06	0.11	1.57E-01	1.43E-07	1.0E+06	1.4E-01
174	0.59062	1.56E-02	9.2E-03	1.05E-03	9.64E-06	0.11	1.57E-01	1.62E-07	1.0E+06	1.6E-01
175	0.69621	1.56E-02	1.1E-02	1.05E-03	1.14E-05	0.11	1.57E-01	1.91E-07	1.0E+06	1.9E-01
176	0.81224	1.56E-02	1.3E-02	1.05E-03	1.33E-05	0.11	1.57E-01	2.23E-07	1.0E+06	2.2E-01
177	0.8946	1.56E-02	1.4E-02	1.05E-03	1.46E-05	0.11	1.57E-01	2.45E-07	1.0E+06	2.5E-01
178	1.01974	1.56E-02	1.6E-02	1.05E-03	1.67E-05	0.11	1.57E-01	2.80E-07	1.0E+06	2.8E-01
179	1.15422	1.56E-02	1.8E-02	1.05E-03	1.88E-05	0.11	1.57E-01	3.16E-07	1.0E+06	3.2E-01
180	1.25061	1.56E-02	2.0E-02	1.05E-03	2.04E-05	0.11	1.57E-01	3.43E-07	1.0E+06	3.4E-01
181	1.35299	1.56E-02	2.1E-02	1.05E-03	2.21E-05	0.11	1.57E-01	3.71E-07	1.0E+06	3.7E-01
182	1.47014	1.56E-02	2.3E-02	1.05E-03	2.40E-05	0.11	1.57E-01	4.03E-07	1.0E+06	4.0E-01
183	1.53097	1.56E-02	2.4E-02	1.05E-03	2.50E-05	0.11	1.57E-01	4.20E-07	1.0E+06	4.2E-01
184	1.54419	1.56E-02	2.4E-02	1.05E-03	2.52E-05	0.11	1.57E-01	4.23E-07	1.0E+06	4.2E-01
185	1.59116	1.56E-02	2.5E-02	1.05E-03	2.60E-05	0.11	1.57E-01	4.36E-07	1.0E+06	4.4E-01
186	1.57862	1.56E-02	2.5E-02	1.05E-03	2.58E-05	0.11	1.57E-01	4.33E-07	1.0E+06	4.3E-01

Ventura Ranch

P1- Site Preparation

		Cancer Risk from Birth to 2 years								
Receptor #	Conc	g/sec	Cair	Dose Constant	Dose	ED	Risk Constant	Risk	Constant 2	Risk/ Million
187	0.33109	1.56E-02	5.2E-03	1.05E-03	5.41E-06	0.11	1.57E-01	9.08E-08	1.0E+06	9.1E-02
188	0.37817	1.56E-02	5.9E-03	1.05E-03	6.18E-06	0.11	1.57E-01	1.04E-07	1.0E+06	1.0E-01
189	0.43	1.56E-02	6.7E-03	1.05E-03	7.02E-06	0.11	1.57E-01	1.18E-07	1.0E+06	1.2E-01
190	0.47947	1.56E-02	7.5E-03	1.05E-03	7.83E-06	0.11	1.57E-01	1.31E-07	1.0E+06	1.3E-01
191	0.55346	1.56E-02	8.6E-03	1.05E-03	9.04E-06	0.11	1.57E-01	1.52E-07	1.0E+06	1.5E-01
192	0.63119	1.56E-02	9.9E-03	1.05E-03	1.03E-05	0.11	1.57E-01	1.73E-07	1.0E+06	1.7E-01
193	0.68603	1.56E-02	1.1E-02	1.05E-03	1.12E-05	0.11	1.57E-01	1.88E-07	1.0E+06	1.9E-01
194	0.76759	1.56E-02	1.2E-02	1.05E-03	1.25E-05	0.11	1.57E-01	2.10E-07	1.0E+06	2.1E-01
195	0.85813	1.56E-02	1.3E-02	1.05E-03	1.40E-05	0.11	1.57E-01	2.35E-07	1.0E+06	2.4E-01
196	0.92351	1.56E-02	1.4E-02	1.05E-03	1.51E-05	0.11	1.57E-01	2.53E-07	1.0E+06	2.5E-01
197	0.99356	1.56E-02	1.6E-02	1.05E-03	1.62E-05	0.11	1.57E-01	2.72E-07	1.0E+06	2.7E-01
198	1.07816	1.56E-02	1.7E-02	1.05E-03	1.76E-05	0.11	1.57E-01	2.96E-07	1.0E+06	3.0E-01
199	1.12839	1.56E-02	1.8E-02	1.05E-03	1.84E-05	0.11	1.57E-01	3.09E-07	1.0E+06	3.1E-01
200	1.13778	1.56E-02	1.8E-02	1.05E-03	1.86E-05	0.11	1.57E-01	3.12E-07	1.0E+06	3.1E-01
201	1.19128	1.56E-02	1.9E-02	1.05E-03	1.95E-05	0.11	1.57E-01	3.27E-07	1.0E+06	3.3E-01
202	1.20542	1.56E-02	1.9E-02	1.05E-03	1.97E-05	0.11	1.57E-01	3.31E-07	1.0E+06	3.3E-01
203	0.28373	1.56E-02	4.4E-03	1.05E-03	4.63E-06	0.11	1.57E-01	7.78E-08	1.0E+06	7.8E-02
204	0.32098	1.56E-02	5.0E-03	1.05E-03	5.24E-06	0.11	1.57E-01	8.80E-08	1.0E+06	8.8E-02
205	0.36158	1.56E-02	5.6E-03	1.05E-03	5.90E-06	0.11	1.57E-01	9.91E-08	1.0E+06	9.9E-02
206	0.3997	1.56E-02	6.2E-03	1.05E-03	6.53E-06	0.11	1.57E-01	1.10E-07	1.0E+06	1.1E-01
207	0.4521	1.56E-02	7.1E-03	1.05E-03	7.38E-06	0.11	1.57E-01	1.24E-07	1.0E+06	1.2E-01
208	0.5071	1.56E-02	7.9E-03	1.05E-03	8.28E-06	0.11	1.57E-01	1.39E-07	1.0E+06	1.4E-01
209	0.54316	1.56E-02	8.5E-03	1.05E-03	8.87E-06	0.11	1.57E-01	1.49E-07	1.0E+06	1.5E-01
210	0.5968	1.56E-02	9.3E-03	1.05E-03	9.75E-06	0.11	1.57E-01	1.64E-07	1.0E+06	1.6E-01
211	0.65911	1.56E-02	1.0E-02	1.05E-03	1.08E-05	0.11	1.57E-01	1.81E-07	1.0E+06	1.8E-01
212	0.70917	1.56E-02	1.1E-02	1.05E-03	1.16E-05	0.11	1.57E-01	1.94E-07	1.0E+06	1.9E-01
213	0.76186	1.56E-02	1.2E-02	1.05E-03	1.24E-05	0.11	1.57E-01	2.09E-07	1.0E+06	2.1E-01
214	0.82369	1.56E-02	1.3E-02	1.05E-03	1.35E-05	0.11	1.57E-01	2.26E-07	1.0E+06	2.3E-01
215	0.85966	1.56E-02	1.3E-02	1.05E-03	1.40E-05	0.11	1.57E-01	2.36E-07	1.0E+06	2.4E-01
216	0.86193	1.56E-02	1.3E-02	1.05E-03	1.41E-05	0.11	1.57E-01	2.36E-07	1.0E+06	2.4E-01
217	0.90757	1.56E-02	1.4E-02	1.05E-03	1.48E-05	0.11	1.57E-01	2.49E-07	1.0E+06	2.5E-01

Ventura Ranch

P1- Site Preparation

		Cancer Risk from Birth to 2 years								
Receptor #	Conc	g/sec	Cair	Dose Constant	Dose	ED	Risk Constant	Risk	Constant 2	Risk/ Million
218	0.93286	1.56E-02	1.5E-02	1.05E-03	1.52E-05	0.11	1.57E-01	2.56E-07	1.0E+06	2.6E-01
219	0.24681	1.56E-02	3.9E-03	1.05E-03	4.03E-06	0.11	1.57E-01	6.77E-08	1.0E+06	6.8E-02
220	0.27688	1.56E-02	4.3E-03	1.05E-03	4.52E-06	0.11	1.57E-01	7.59E-08	1.0E+06	7.6E-02
221	0.30881	1.56E-02	4.8E-03	1.05E-03	5.04E-06	0.11	1.57E-01	8.47E-08	1.0E+06	8.5E-02
222	0.33889	1.56E-02	5.3E-03	1.05E-03	5.53E-06	0.11	1.57E-01	9.29E-08	1.0E+06	9.3E-02
223	0.37662	1.56E-02	5.9E-03	1.05E-03	6.15E-06	0.11	1.57E-01	1.03E-07	1.0E+06	1.0E-01
224	0.41548	1.56E-02	6.5E-03	1.05E-03	6.78E-06	0.11	1.57E-01	1.14E-07	1.0E+06	1.1E-01
225	0.44318	1.56E-02	6.9E-03	1.05E-03	7.24E-06	0.11	1.57E-01	1.22E-07	1.0E+06	1.2E-01
226	0.47697	1.56E-02	7.5E-03	1.05E-03	7.79E-06	0.11	1.57E-01	1.31E-07	1.0E+06	1.3E-01
227	0.52154	1.56E-02	8.1E-03	1.05E-03	8.52E-06	0.11	1.57E-01	1.43E-07	1.0E+06	1.4E-01
228	0.56021	1.56E-02	8.8E-03	1.05E-03	9.15E-06	0.11	1.57E-01	1.54E-07	1.0E+06	1.5E-01
229	0.6041	1.56E-02	9.4E-03	1.05E-03	9.86E-06	0.11	1.57E-01	1.66E-07	1.0E+06	1.7E-01
230	0.64824	1.56E-02	1.0E-02	1.05E-03	1.06E-05	0.11	1.57E-01	1.78E-07	1.0E+06	1.8E-01
231	0.66004	1.56E-02	1.0E-02	1.05E-03	1.08E-05	0.11	1.57E-01	1.81E-07	1.0E+06	1.8E-01
232	0.67098	1.56E-02	1.0E-02	1.05E-03	1.10E-05	0.11	1.57E-01	1.84E-07	1.0E+06	1.8E-01
233	0.7084	1.56E-02	1.1E-02	1.05E-03	1.16E-05	0.11	1.57E-01	1.94E-07	1.0E+06	1.9E-01
234	0.73038	1.56E-02	1.1E-02	1.05E-03	1.19E-05	0.11	1.57E-01	2.00E-07	1.0E+06	2.0E-01
235	0.21731	1.56E-02	3.4E-03	1.05E-03	3.55E-06	0.11	1.57E-01	5.96E-08	1.0E+06	6.0E-02
236	0.24179	1.56E-02	3.8E-03	1.05E-03	3.95E-06	0.11	1.57E-01	6.63E-08	1.0E+06	6.6E-02
237	0.26727	1.56E-02	4.2E-03	1.05E-03	4.36E-06	0.11	1.57E-01	7.33E-08	1.0E+06	7.3E-02
238	0.29208	1.56E-02	4.6E-03	1.05E-03	4.77E-06	0.11	1.57E-01	8.01E-08	1.0E+06	8.0E-02
239	0.31854	1.56E-02	5.0E-03	1.05E-03	5.20E-06	0.11	1.57E-01	8.73E-08	1.0E+06	8.7E-02
240	0.34809	1.56E-02	5.4E-03	1.05E-03	5.68E-06	0.11	1.57E-01	9.54E-08	1.0E+06	9.5E-02
241	0.37163	1.56E-02	5.8E-03	1.05E-03	6.07E-06	0.11	1.57E-01	1.02E-07	1.0E+06	1.0E-01
242	0.38945	1.56E-02	6.1E-03	1.05E-03	6.36E-06	0.11	1.57E-01	1.07E-07	1.0E+06	1.1E-01
243	0.4242	1.56E-02	6.6E-03	1.05E-03	6.93E-06	0.11	1.57E-01	1.16E-07	1.0E+06	1.2E-01
244	0.45469	1.56E-02	7.1E-03	1.05E-03	7.43E-06	0.11	1.57E-01	1.25E-07	1.0E+06	1.2E-01
245	0.48962	1.56E-02	7.6E-03	1.05E-03	8.00E-06	0.11	1.57E-01	1.34E-07	1.0E+06	1.3E-01
246	0.52214	1.56E-02	8.2E-03	1.05E-03	8.53E-06	0.11	1.57E-01	1.43E-07	1.0E+06	1.4E-01
247	0.51359	1.56E-02	8.0E-03	1.05E-03	8.39E-06	0.11	1.57E-01	1.41E-07	1.0E+06	1.4E-01
248	0.53805	1.56E-02	8.4E-03	1.05E-03	8.79E-06	0.11	1.57E-01	1.48E-07	1.0E+06	1.5E-01

Ventura Ranch

P1- Site Preparation

		Cancer Risk from Birth to 2 years								
Receptor #	Conc	g/sec	Cair	Dose Constant	Dose	ED	Risk Constant	Risk	Constant 2	Risk/ Million
249	0.56447	1.56E-02	8.8E-03	1.05E-03	9.22E-06	0.11	1.57E-01	1.55E-07	1.0E+06	1.5E-01
250	0.58231	1.56E-02	9.1E-03	1.05E-03	9.51E-06	0.11	1.57E-01	1.60E-07	1.0E+06	1.6E-01
251	0.19372	1.56E-02	3.0E-03	1.05E-03	3.16E-06	0.11	1.57E-01	5.31E-08	1.0E+06	5.3E-02
252	0.21332	1.56E-02	3.3E-03	1.05E-03	3.48E-06	0.11	1.57E-01	5.85E-08	1.0E+06	5.8E-02
253	0.23417	1.56E-02	3.7E-03	1.05E-03	3.82E-06	0.11	1.57E-01	6.42E-08	1.0E+06	6.4E-02
254	0.25607	1.56E-02	4.0E-03	1.05E-03	4.18E-06	0.11	1.57E-01	7.02E-08	1.0E+06	7.0E-02
255	0.27326	1.56E-02	4.3E-03	1.05E-03	4.46E-06	0.11	1.57E-01	7.49E-08	1.0E+06	7.5E-02
256	0.2967	1.56E-02	4.6E-03	1.05E-03	4.85E-06	0.11	1.57E-01	8.14E-08	1.0E+06	8.1E-02
257	0.31656	1.56E-02	4.9E-03	1.05E-03	5.17E-06	0.11	1.57E-01	8.68E-08	1.0E+06	8.7E-02
258	0.32608	1.56E-02	5.1E-03	1.05E-03	5.32E-06	0.11	1.57E-01	8.94E-08	1.0E+06	8.9E-02
259	0.35107	1.56E-02	5.5E-03	1.05E-03	5.73E-06	0.11	1.57E-01	9.63E-08	1.0E+06	9.6E-02
260	0.37472	1.56E-02	5.9E-03	1.05E-03	6.12E-06	0.11	1.57E-01	1.03E-07	1.0E+06	1.0E-01
261	0.40071	1.56E-02	6.3E-03	1.05E-03	6.54E-06	0.11	1.57E-01	1.10E-07	1.0E+06	1.1E-01
262	0.42721	1.56E-02	6.7E-03	1.05E-03	6.98E-06	0.11	1.57E-01	1.17E-07	1.0E+06	1.2E-01
263	0.41789	1.56E-02	6.5E-03	1.05E-03	6.82E-06	0.11	1.57E-01	1.15E-07	1.0E+06	1.1E-01
264	0.44349	1.56E-02	6.9E-03	1.05E-03	7.24E-06	0.11	1.57E-01	1.22E-07	1.0E+06	1.2E-01
265	0.4547	1.56E-02	7.1E-03	1.05E-03	7.43E-06	0.11	1.57E-01	1.25E-07	1.0E+06	1.2E-01
266	0.4665	1.56E-02	7.3E-03	1.05E-03	7.62E-06	0.11	1.57E-01	1.28E-07	1.0E+06	1.3E-01
267	0.17521	1.56E-02	2.7E-03	1.05E-03	2.86E-06	0.11	1.57E-01	4.80E-08	1.0E+06	4.8E-02
268	0.19148	1.56E-02	3.0E-03	1.05E-03	3.13E-06	0.11	1.57E-01	5.25E-08	1.0E+06	5.3E-02
269	0.20965	1.56E-02	3.3E-03	1.05E-03	3.42E-06	0.11	1.57E-01	5.75E-08	1.0E+06	5.7E-02
270	0.22694	1.56E-02	3.5E-03	1.05E-03	3.71E-06	0.11	1.57E-01	6.22E-08	1.0E+06	6.2E-02
271	0.23797	1.56E-02	3.7E-03	1.05E-03	3.89E-06	0.11	1.57E-01	6.52E-08	1.0E+06	6.5E-02
272	0.25571	1.56E-02	4.0E-03	1.05E-03	4.18E-06	0.11	1.57E-01	7.01E-08	1.0E+06	7.0E-02
273	0.27202	1.56E-02	4.2E-03	1.05E-03	4.44E-06	0.11	1.57E-01	7.46E-08	1.0E+06	7.5E-02
274	0.28191	1.56E-02	4.4E-03	1.05E-03	4.60E-06	0.11	1.57E-01	7.73E-08	1.0E+06	7.7E-02
275	0.2947	1.56E-02	4.6E-03	1.05E-03	4.81E-06	0.11	1.57E-01	8.08E-08	1.0E+06	8.1E-02
276	0.31488	1.56E-02	4.9E-03	1.05E-03	5.14E-06	0.11	1.57E-01	8.63E-08	1.0E+06	8.6E-02
277	0.32822	1.56E-02	5.1E-03	1.05E-03	5.36E-06	0.11	1.57E-01	9.00E-08	1.0E+06	9.0E-02
278	0.34027	1.56E-02	5.3E-03	1.05E-03	5.56E-06	0.11	1.57E-01	9.33E-08	1.0E+06	9.3E-02
279	0.3542	1.56E-02	5.5E-03	1.05E-03	5.78E-06	0.11	1.57E-01	9.71E-08	1.0E+06	9.7E-02

Ventura Ranch

P1- Site Preparation

		Cancer Risk from Birth to 2 years								
Receptor #	Conc	g/sec	Cair	Dose Constant	Dose	ED	Risk Constant	Risk	Constant 2	Risk/ Million
280	0.37377	1.56E-02	5.8E-03	1.05E-03	6.10E-06	0.11	1.57E-01	1.02E-07	1.0E+06	1.0E-01
281	0.38225	1.56E-02	6.0E-03	1.05E-03	6.24E-06	0.11	1.57E-01	1.05E-07	1.0E+06	1.0E-01
282	0.39502	1.56E-02	6.2E-03	1.05E-03	6.45E-06	0.11	1.57E-01	1.08E-07	1.0E+06	1.1E-01
283	0.16037	1.56E-02	2.5E-03	1.05E-03	2.62E-06	0.11	1.57E-01	4.40E-08	1.0E+06	4.4E-02
284	0.17246	1.56E-02	2.7E-03	1.05E-03	2.82E-06	0.11	1.57E-01	4.73E-08	1.0E+06	4.7E-02
285	0.18769	1.56E-02	2.9E-03	1.05E-03	3.06E-06	0.11	1.57E-01	5.15E-08	1.0E+06	5.1E-02
286	0.20193	1.56E-02	3.2E-03	1.05E-03	3.30E-06	0.11	1.57E-01	5.54E-08	1.0E+06	5.5E-02
287	0.21149	1.56E-02	3.3E-03	1.05E-03	3.45E-06	0.11	1.57E-01	5.80E-08	1.0E+06	5.8E-02
288	0.22276	1.56E-02	3.5E-03	1.05E-03	3.64E-06	0.11	1.57E-01	6.11E-08	1.0E+06	6.1E-02
289	0.23722	1.56E-02	3.7E-03	1.05E-03	3.87E-06	0.11	1.57E-01	6.50E-08	1.0E+06	6.5E-02
290	0.24812	1.56E-02	3.9E-03	1.05E-03	4.05E-06	0.11	1.57E-01	6.80E-08	1.0E+06	6.8E-02
291	0.25299	1.56E-02	4.0E-03	1.05E-03	4.13E-06	0.11	1.57E-01	6.94E-08	1.0E+06	6.9E-02
292	0.26851	1.56E-02	4.2E-03	1.05E-03	4.38E-06	0.11	1.57E-01	7.36E-08	1.0E+06	7.4E-02
293	0.27946	1.56E-02	4.4E-03	1.05E-03	4.56E-06	0.11	1.57E-01	7.66E-08	1.0E+06	7.7E-02
294	0.29146	1.56E-02	4.6E-03	1.05E-03	4.76E-06	0.11	1.57E-01	7.99E-08	1.0E+06	8.0E-02
295	0.30455	1.56E-02	4.8E-03	1.05E-03	4.97E-06	0.11	1.57E-01	8.35E-08	1.0E+06	8.4E-02
296	0.31894	1.56E-02	5.0E-03	1.05E-03	5.21E-06	0.11	1.57E-01	8.75E-08	1.0E+06	8.7E-02
297	0.32815	1.56E-02	5.1E-03	1.05E-03	5.36E-06	0.11	1.57E-01	9.00E-08	1.0E+06	9.0E-02
298	0.33705	1.56E-02	5.3E-03	1.05E-03	5.50E-06	0.11	1.57E-01	9.24E-08	1.0E+06	9.2E-02
299	0.15683	1.56E-02	2.5E-03	1.05E-03	2.56E-06	0.11	1.57E-01	4.30E-08	1.0E+06	4.3E-02
300	0.169	1.56E-02	2.6E-03	1.05E-03	2.76E-06	0.11	1.57E-01	4.63E-08	1.0E+06	4.6E-02
301	0.18135	1.56E-02	2.8E-03	1.05E-03	2.96E-06	0.11	1.57E-01	4.97E-08	1.0E+06	5.0E-02
302	0.19214	1.56E-02	3.0E-03	1.05E-03	3.14E-06	0.11	1.57E-01	5.27E-08	1.0E+06	5.3E-02
303	0.20074	1.56E-02	3.1E-03	1.05E-03	3.28E-06	0.11	1.57E-01	5.50E-08	1.0E+06	5.5E-02
304	0.20884	1.56E-02	3.3E-03	1.05E-03	3.41E-06	0.11	1.57E-01	5.73E-08	1.0E+06	5.7E-02
305	0.21679	1.56E-02	3.4E-03	1.05E-03	3.54E-06	0.11	1.57E-01	5.94E-08	1.0E+06	5.9E-02
306	0.22323	1.56E-02	3.5E-03	1.05E-03	3.65E-06	0.11	1.57E-01	6.12E-08	1.0E+06	6.1E-02
307	0.23282	1.56E-02	3.6E-03	1.05E-03	3.80E-06	0.11	1.57E-01	6.38E-08	1.0E+06	6.4E-02
308	0.24269	1.56E-02	3.8E-03	1.05E-03	3.96E-06	0.11	1.57E-01	6.65E-08	1.0E+06	6.7E-02

Ventura Ranch

P1- Site Preparation

		Cancer Risk from Birth to 2 years								
Receptor #	Conc	g/sec	Cair	Dose Constant	Dose	ED	Risk Constant	Risk	Constant 2	Risk/ Million
309	0.25057	1.56E-02	3.9E-03	1.05E-03	4.09E-06	0.11	1.57E-01	6.87E-08	1.0E+06	6.9E-02
310	0.2621	1.56E-02	4.1E-03	1.05E-03	4.28E-06	0.11	1.57E-01	7.19E-08	1.0E+06	7.2E-02
311	0.27669	1.56E-02	4.3E-03	1.05E-03	4.52E-06	0.11	1.57E-01	7.59E-08	1.0E+06	7.6E-02
312	0.28905	1.56E-02	4.5E-03	1.05E-03	4.72E-06	0.11	1.57E-01	7.93E-08	1.0E+06	7.9E-02
313	0.28926	1.56E-02	4.5E-03	1.05E-03	4.72E-06	0.11	1.57E-01	7.93E-08	1.0E+06	7.9E-02
314	0.14298	1.56E-02	2.2E-03	1.05E-03	2.33E-06	0.11	1.57E-01	3.92E-08	1.0E+06	3.9E-02
315	0.15281	1.56E-02	2.4E-03	1.05E-03	2.50E-06	0.11	1.57E-01	4.19E-08	1.0E+06	4.2E-02
316	0.16338	1.56E-02	2.6E-03	1.05E-03	2.67E-06	0.11	1.57E-01	4.48E-08	1.0E+06	4.5E-02
317	0.17271	1.56E-02	2.7E-03	1.05E-03	2.82E-06	0.11	1.57E-01	4.74E-08	1.0E+06	4.7E-02
318	0.17587	1.56E-02	2.7E-03	1.05E-03	2.87E-06	0.11	1.57E-01	4.82E-08	1.0E+06	4.8E-02
319	0.18536	1.56E-02	2.9E-03	1.05E-03	3.03E-06	0.11	1.57E-01	5.08E-08	1.0E+06	5.1E-02
320	0.19335	1.56E-02	3.0E-03	1.05E-03	3.16E-06	0.11	1.57E-01	5.30E-08	1.0E+06	5.3E-02
321	0.19436	1.56E-02	3.0E-03	1.05E-03	3.17E-06	0.11	1.57E-01	5.33E-08	1.0E+06	5.3E-02
322	0.2042	1.56E-02	3.2E-03	1.05E-03	3.33E-06	0.11	1.57E-01	5.60E-08	1.0E+06	5.6E-02
323	0.2132	1.56E-02	3.3E-03	1.05E-03	3.48E-06	0.11	1.57E-01	5.85E-08	1.0E+06	5.8E-02
324	0.22	1.56E-02	3.4E-03	1.05E-03	3.59E-06	0.11	1.57E-01	6.03E-08	1.0E+06	6.0E-02
325	0.22865	1.56E-02	3.6E-03	1.05E-03	3.73E-06	0.11	1.57E-01	6.27E-08	1.0E+06	6.3E-02
326	0.24174	1.56E-02	3.8E-03	1.05E-03	3.95E-06	0.11	1.57E-01	6.63E-08	1.0E+06	6.6E-02
327	0.25236	1.56E-02	3.9E-03	1.05E-03	4.12E-06	0.11	1.57E-01	6.92E-08	1.0E+06	6.9E-02
328	0.25049	1.56E-02	3.9E-03	1.05E-03	4.09E-06	0.11	1.57E-01	6.87E-08	1.0E+06	6.9E-02
329	0.1325	1.56E-02	2.1E-03	1.05E-03	2.16E-06	0.11	1.57E-01	3.63E-08	1.0E+06	3.6E-02
330	0.13899	1.56E-02	2.2E-03	1.05E-03	2.27E-06	0.11	1.57E-01	3.81E-08	1.0E+06	3.8E-02
331	0.14787	1.56E-02	2.3E-03	1.05E-03	2.41E-06	0.11	1.57E-01	4.05E-08	1.0E+06	4.1E-02
332	0.15588	1.56E-02	2.4E-03	1.05E-03	2.55E-06	0.11	1.57E-01	4.27E-08	1.0E+06	4.3E-02
333	0.15911	1.56E-02	2.5E-03	1.05E-03	2.60E-06	0.11	1.57E-01	4.36E-08	1.0E+06	4.4E-02
334	0.16672	1.56E-02	2.6E-03	1.05E-03	2.72E-06	0.11	1.57E-01	4.57E-08	1.0E+06	4.6E-02
335	0.17395	1.56E-02	2.7E-03	1.05E-03	2.84E-06	0.11	1.57E-01	4.77E-08	1.0E+06	4.8E-02
336	0.17478	1.56E-02	2.7E-03	1.05E-03	2.85E-06	0.11	1.57E-01	4.79E-08	1.0E+06	4.8E-02
337	0.18198	1.56E-02	2.8E-03	1.05E-03	2.97E-06	0.11	1.57E-01	4.99E-08	1.0E+06	5.0E-02
338	0.1903	1.56E-02	3.0E-03	1.05E-03	3.11E-06	0.11	1.57E-01	5.22E-08	1.0E+06	5.2E-02
339	0.19649	1.56E-02	3.1E-03	1.05E-03	3.21E-06	0.11	1.57E-01	5.39E-08	1.0E+06	5.4E-02

Ventura Ranch

P1- Site Preparation

		Cancer Risk from Birth to 2 years								
Receptor #	Conc	g/sec	Cair	Dose Constant	Dose	ED	Risk Constant	Risk	Constant 2	Risk/ Million
340	0.20173	1.56E-02	3.2E-03	1.05E-03	3.29E-06	0.11	1.57E-01	5.53E-08	1.0E+06	5.5E-02
341	0.21293	1.56E-02	3.3E-03	1.05E-03	3.48E-06	0.11	1.57E-01	5.84E-08	1.0E+06	5.8E-02
342	0.22192	1.56E-02	3.5E-03	1.05E-03	3.62E-06	0.11	1.57E-01	6.08E-08	1.0E+06	6.1E-02
343	0.21907	1.56E-02	3.4E-03	1.05E-03	3.58E-06	0.11	1.57E-01	6.01E-08	1.0E+06	6.0E-02
344	0.2145	1.56E-02	3.4E-03	1.05E-03	3.50E-06	0.11	1.57E-01	5.88E-08	1.0E+06	5.9E-02
345	0.12149	1.56E-02	1.9E-03	1.05E-03	1.98E-06	0.11	1.57E-01	3.33E-08	1.0E+06	3.3E-02
346	0.12716	1.56E-02	2.0E-03	1.05E-03	2.08E-06	0.11	1.57E-01	3.49E-08	1.0E+06	3.5E-02
347	0.13467	1.56E-02	2.1E-03	1.05E-03	2.20E-06	0.11	1.57E-01	3.69E-08	1.0E+06	3.7E-02
348	0.1416	1.56E-02	2.2E-03	1.05E-03	2.31E-06	0.11	1.57E-01	3.88E-08	1.0E+06	3.9E-02
349	0.14539	1.56E-02	2.3E-03	1.05E-03	2.37E-06	0.11	1.57E-01	3.99E-08	1.0E+06	4.0E-02
350	0.1513	1.56E-02	2.4E-03	1.05E-03	2.47E-06	0.11	1.57E-01	4.15E-08	1.0E+06	4.1E-02
351	0.15732	1.56E-02	2.5E-03	1.05E-03	2.57E-06	0.11	1.57E-01	4.31E-08	1.0E+06	4.3E-02
352	0.1597	1.56E-02	2.5E-03	1.05E-03	2.61E-06	0.11	1.57E-01	4.38E-08	1.0E+06	4.4E-02
353	0.16416	1.56E-02	2.6E-03	1.05E-03	2.68E-06	0.11	1.57E-01	4.50E-08	1.0E+06	4.5E-02
354	0.17124	1.56E-02	2.7E-03	1.05E-03	2.80E-06	0.11	1.57E-01	4.70E-08	1.0E+06	4.7E-02
355	0.17664	1.56E-02	2.8E-03	1.05E-03	2.88E-06	0.11	1.57E-01	4.84E-08	1.0E+06	4.8E-02
356	0.17959	1.56E-02	2.8E-03	1.05E-03	2.93E-06	0.11	1.57E-01	4.92E-08	1.0E+06	4.9E-02
357	0.1893	1.56E-02	3.0E-03	1.05E-03	3.09E-06	0.11	1.57E-01	5.19E-08	1.0E+06	5.2E-02
358	0.19706	1.56E-02	3.1E-03	1.05E-03	3.22E-06	0.11	1.57E-01	5.40E-08	1.0E+06	5.4E-02
359	0.19654	1.56E-02	3.1E-03	1.05E-03	3.21E-06	0.11	1.57E-01	5.39E-08	1.0E+06	5.4E-02
360	0.18848	1.56E-02	2.9E-03	1.05E-03	3.08E-06	0.11	1.57E-01	5.17E-08	1.0E+06	5.2E-02

Ventura Ranch
P1- Site Preparation

Max Cancer Risk Cancer Risk	
Receptor #	**Total Risk/ Million**
1	6.9E-01
2	5.8E-01
3	4.9E-01
4	4.1E-01
5	3.3E-01
6	2.7E-01
7	2.2E-01
8	1.8E-01
9	1.5E-01
10	1.2E-01
11	8.8E-02
12	7.3E-02
13	6.2E-02
14	5.4E-02
15	4.7E-02
16	4.2E-02
17	3.6E-02
18	3.3E-02
19	2.9E-02
20	2.6E-02
21	2.3E-02
22	2.3E-01
23	1.8E-01
24	1.5E-01
25	1.2E-01
26	8.9E-02
27	7.4E-02
28	6.3E-02
29	5.5E-02
30	4.9E-02
31	4.1E-02

Max	**Receptor #**	
9.678	86	Res

Chronic Non Cancer Risk	
REL	**HI Offroad**
5	5.45E-03
5	4.64E-03
5	3.90E-03
5	3.24E-03
5	2.66E-03
5	2.17E-03
5	1.76E-03
5	1.44E-03
5	1.17E-03
5	9.66E-04
5	6.98E-04
5	5.82E-04
5	4.94E-04
5	4.27E-04
5	3.77E-04
5	3.37E-04
5	2.85E-04
5	2.61E-04
5	2.28E-04
5	2.07E-04
5	1.85E-04
5	1.80E-03
5	1.46E-03
5	1.19E-03
5	9.73E-04
5	7.07E-04
5	5.88E-04
5	4.98E-04
5	4.33E-04
5	3.89E-04
5	3.28E-04

Max	**Receptor #**	
7.696E-02	86	Res

Ventura Ranch
P1- Site Preparation

Max Cancer Risk Cancer Risk		*Chronic Non Cancer Risk*	
Receptor #	Total Risk/ Million	REL	HI Offroad
32	3.2E-02	5	2.53E-04
33	3.0E-02	5	2.39E-04
34	2.9E-02	5	2.34E-04
35	5.8E-02	5	4.59E-04
36	5.0E-02	5	3.97E-04
37	1.6E+00	5	1.27E-02
38	1.6E+00	5	1.24E-02
39	1.5E+00	5	1.16E-02
40	1.3E+00	5	1.04E-02
41	1.8E+00	5	1.43E-02
42	1.8E+00	5	1.41E-02
43	1.6E+00	5	1.31E-02
44	1.5E+00	5	1.17E-02
45	1.3E+00	5	1.01E-02
46	2.0E-01	5	1.55E-03
47	1.6E-01	5	1.24E-03
48	2.0E+00	5	1.61E-02
49	1.9E+00	5	1.50E-02
50	1.7E+00	5	1.33E-02
51	1.4E+00	5	1.13E-02
52	2.0E-01	5	1.58E-03
53	1.4E-01	5	1.12E-03
54	1.1E-01	5	9.14E-04
55	2.2E+00	5	1.72E-02
56	1.9E+00	5	1.52E-02
57	1.6E+00	5	1.27E-02
58	1.3E+00	5	1.01E-02
59	2.0E-01	5	1.62E-03
60	1.4E-01	5	1.15E-03
61	1.2E-01	5	9.33E-04
62	2.1E-01	5	1.65E-03

Ventura Ranch
P1- Site Preparation

Max Cancer Risk Cancer Risk		*Chronic Non Cancer Risk*	
Receptor #	Total Risk/ Million	REL	HI Offroad
63	1.5E-01	5	1.17E-03
64	1.2E-01	5	9.54E-04
65	1.5E-01	5	1.20E-03
66	4.0E+00	5	3.20E-02
67	3.8E+00	5	2.99E-02
68	5.8E-02	5	4.59E-04
69	5.0E-02	5	3.97E-04
70	4.4E-02	5	3.52E-04
71	4.0E-02	5	3.22E-04
72	5.1E+00	5	4.08E-02
73	4.8E+00	5	3.79E-02
74	7.0E-02	5	5.55E-04
75	6.2E-02	5	4.95E-04
76	5.4E-02	5	4.33E-04
77	4.8E-02	5	3.85E-04
78	4.5E-02	5	3.58E-04
79	6.8E+00	5	5.44E-02
80	6.3E+00	5	5.01E-02
81	7.5E-02	5	5.96E-04
82	6.8E-02	5	5.40E-04
83	6.2E-02	5	4.97E-04
84	5.9E-02	5	4.66E-04
85	5.3E-02	5	4.19E-04
86	9.7E+00	5	7.70E-02
87	9.0E+00	5	7.15E-02
88	7.6E-02	5	6.05E-04
89	2.4E+00	5	1.94E-02
90	1.1E+00	5	9.02E-03
91	1.7E+00	5	1.35E-02
92	3.0E+00	5	2.36E-02
93	8.2E-01	5	6.51E-03

Ventura Ranch
P1- Site Preparation

Max Cancer Risk Cancer Risk		*Chronic Non Cancer Risk*	
Receptor #	Total Risk/ Million	REL	HI Offroad
94	1.1E+00	5	8.82E-03
95	1.6E+00	5	1.29E-02
96	3.1E+00	5	2.43E-02
97	5.9E+00	5	4.73E-02
98	8.7E+00	5	6.91E-02
99	5.8E-01	5	4.58E-03
100	7.3E-01	5	5.77E-03
101	9.7E-01	5	7.69E-03
102	1.5E+00	5	1.15E-02
103	2.2E+00	5	1.79E-02
104	3.2E+00	5	2.54E-02
105	4.2E+00	5	3.35E-02
106	5.2E+00	5	4.10E-02
107	6.1E+00	5	4.82E-02
108	5.8E+00	5	4.61E-02
109	4.1E-01	5	3.28E-03
110	5.0E-01	5	3.97E-03
111	6.4E-01	5	5.05E-03
112	8.3E-01	5	6.60E-03
113	1.1E+00	5	8.96E-03
114	1.5E+00	5	1.22E-02
115	2.0E+00	5	1.58E-02
116	2.5E+00	5	1.96E-02
117	2.9E+00	5	2.28E-02
118	3.1E+00	5	2.45E-02
119	2.9E+00	5	2.34E-02
120	2.6E+00	5	2.08E-02
121	2.3E+00	5	1.80E-02
122	1.9E+00	5	1.52E-02
123	3.1E-01	5	2.44E-03
124	3.6E-01	5	2.90E-03

Ventura Ranch
P1- Site Preparation

Max Cancer Risk Cancer Risk		*Chronic Non Cancer Risk*	
Receptor #	Total Risk/ Million	REL	HI Offroad
125	4.5E-01	5	3.56E-03
126	5.4E-01	5	4.30E-03
127	7.0E-01	5	5.54E-03
128	9.0E-01	5	7.13E-03
129	1.1E+00	5	8.46E-03
130	1.3E+00	5	1.04E-02
131	1.6E+00	5	1.24E-02
132	1.7E+00	5	1.38E-02
133	1.8E+00	5	1.45E-02
134	1.8E+00	5	1.45E-02
135	1.7E+00	5	1.36E-02
136	1.6E+00	5	1.24E-02
137	1.4E+00	5	1.11E-02
138	1.2E+00	5	9.72E-03
139	2.4E-01	5	1.89E-03
140	2.8E-01	5	2.21E-03
141	3.3E-01	5	2.65E-03
142	3.9E-01	5	3.08E-03
143	4.8E-01	5	3.83E-03
144	5.9E-01	5	4.71E-03
145	6.8E-01	5	5.41E-03
146	8.2E-01	5	6.48E-03
147	9.6E-01	5	7.61E-03
148	1.1E+00	5	8.36E-03
149	1.1E+00	5	9.05E-03
150	1.2E+00	5	9.61E-03
151	1.2E+00	5	9.57E-03
152	1.2E+00	5	9.22E-03
153	1.1E+00	5	8.85E-03
154	1.0E+00	5	8.17E-03
155	1.9E-01	5	1.50E-03

Ventura Ranch
P1- Site Preparation

Max Cancer Risk Cancer Risk		*Chronic Non Cancer Risk*	
Receptor #	Total Risk/ Million	REL	HI Offroad
156	2.2E-01	5	1.75E-03
157	2.6E-01	5	2.04E-03
158	2.9E-01	5	2.34E-03
159	3.6E-01	5	2.82E-03
160	4.2E-01	5	3.37E-03
161	4.8E-01	5	3.78E-03
162	5.5E-01	5	4.41E-03
163	6.4E-01	5	5.08E-03
164	7.0E-01	5	5.55E-03
165	7.6E-01	5	6.04E-03
166	8.2E-01	5	6.53E-03
167	8.4E-01	5	6.71E-03
168	8.4E-01	5	6.66E-03
169	8.4E-01	5	6.69E-03
170	8.1E-01	5	6.44E-03
171	1.5E-01	5	1.23E-03
172	1.8E-01	5	1.42E-03
173	2.1E-01	5	1.63E-03
174	2.3E-01	5	1.85E-03
175	2.7E-01	5	2.18E-03
176	3.2E-01	5	2.54E-03
177	3.5E-01	5	2.80E-03
178	4.0E-01	5	3.19E-03
179	4.5E-01	5	3.61E-03
180	4.9E-01	5	3.91E-03
181	5.3E-01	5	4.23E-03
182	5.8E-01	5	4.59E-03
183	6.0E-01	5	4.78E-03
184	6.1E-01	5	4.83E-03
185	6.3E-01	5	4.97E-03
186	6.2E-01	5	4.93E-03

Ventura Ranch
P1- Site Preparation

Max Cancer Risk Cancer Risk		*Chronic Non Cancer Risk*	
Receptor #	Total Risk/ Million	REL	HI Offroad
187	1.3E-01	5	1.03E-03
188	1.5E-01	5	1.18E-03
189	1.7E-01	5	1.34E-03
190	1.9E-01	5	1.50E-03
191	2.2E-01	5	1.73E-03
192	2.5E-01	5	1.97E-03
193	2.7E-01	5	2.14E-03
194	3.0E-01	5	2.40E-03
195	3.4E-01	5	2.68E-03
196	3.6E-01	5	2.89E-03
197	3.9E-01	5	3.10E-03
198	4.2E-01	5	3.37E-03
199	4.4E-01	5	3.53E-03
200	4.5E-01	5	3.56E-03
201	4.7E-01	5	3.72E-03
202	4.7E-01	5	3.77E-03
203	1.1E-01	5	8.87E-04
204	1.3E-01	5	1.00E-03
205	1.4E-01	5	1.13E-03
206	1.6E-01	5	1.25E-03
207	1.8E-01	5	1.41E-03
208	2.0E-01	5	1.58E-03
209	2.1E-01	5	1.70E-03
210	2.3E-01	5	1.86E-03
211	2.6E-01	5	2.06E-03
212	2.8E-01	5	2.22E-03
213	3.0E-01	5	2.38E-03
214	3.2E-01	5	2.57E-03
215	3.4E-01	5	2.69E-03
216	3.4E-01	5	2.69E-03
217	3.6E-01	5	2.84E-03

Ventura Ranch
P1- Site Preparation

Max Cancer Risk Cancer Risk		*Chronic Non Cancer Risk*	
Receptor #	Total Risk/ Million	REL	HI Offroad
218	3.7E-01	5	2.91E-03
219	9.7E-02	5	7.71E-04
220	1.1E-01	5	8.65E-04
221	1.2E-01	5	9.65E-04
222	1.3E-01	5	1.06E-03
223	1.5E-01	5	1.18E-03
224	1.6E-01	5	1.30E-03
225	1.7E-01	5	1.38E-03
226	1.9E-01	5	1.49E-03
227	2.0E-01	5	1.63E-03
228	2.2E-01	5	1.75E-03
229	2.4E-01	5	1.89E-03
230	2.5E-01	5	2.03E-03
231	2.6E-01	5	2.06E-03
232	2.6E-01	5	2.10E-03
233	2.8E-01	5	2.21E-03
234	2.9E-01	5	2.28E-03
235	8.5E-02	5	6.79E-04
236	9.5E-02	5	7.56E-04
237	1.1E-01	5	8.35E-04
238	1.1E-01	5	9.13E-04
239	1.3E-01	5	9.95E-04
240	1.4E-01	5	1.09E-03
241	1.5E-01	5	1.16E-03
242	1.5E-01	5	1.22E-03
243	1.7E-01	5	1.33E-03
244	1.8E-01	5	1.42E-03
245	1.9E-01	5	1.53E-03
246	2.1E-01	5	1.63E-03
247	2.0E-01	5	1.60E-03
248	2.1E-01	5	1.68E-03

Ventura Ranch
P1- Site Preparation

Max Cancer Risk Cancer Risk		*Chronic Non Cancer Risk*	
Receptor #	Total Risk/ Million	REL	HI Offroad
249	2.2E-01	5	1.76E-03
250	2.3E-01	5	1.82E-03
251	7.6E-02	5	6.05E-04
252	8.4E-02	5	6.67E-04
253	9.2E-02	5	7.32E-04
254	1.0E-01	5	8.00E-04
255	1.1E-01	5	8.54E-04
256	1.2E-01	5	9.27E-04
257	1.2E-01	5	9.89E-04
258	1.3E-01	5	1.02E-03
259	1.4E-01	5	1.10E-03
260	1.5E-01	5	1.17E-03
261	1.6E-01	5	1.25E-03
262	1.7E-01	5	1.33E-03
263	1.6E-01	5	1.31E-03
264	1.7E-01	5	1.39E-03
265	1.8E-01	5	1.42E-03
266	1.8E-01	5	1.46E-03
267	6.9E-02	5	5.47E-04
268	7.5E-02	5	5.98E-04
269	8.2E-02	5	6.55E-04
270	8.9E-02	5	7.09E-04
271	9.4E-02	5	7.44E-04
272	1.0E-01	5	7.99E-04
273	1.1E-01	5	8.50E-04
274	1.1E-01	5	8.81E-04
275	1.2E-01	5	9.21E-04
276	1.2E-01	5	9.84E-04
277	1.3E-01	5	1.03E-03
278	1.3E-01	5	1.06E-03
279	1.4E-01	5	1.11E-03

Ventura Ranch
P1- Site Preparation

Max Cancer Risk Cancer Risk		*Chronic Non Cancer Risk*	
Receptor #	Total Risk/ Million	REL	HI Offroad
280	1.5E-01	5	1.17E-03
281	1.5E-01	5	1.19E-03
282	1.6E-01	5	1.23E-03
283	6.3E-02	5	5.01E-04
284	6.8E-02	5	5.39E-04
285	7.4E-02	5	5.86E-04
286	7.9E-02	5	6.31E-04
287	8.3E-02	5	6.61E-04
288	8.8E-02	5	6.96E-04
289	9.3E-02	5	7.41E-04
290	9.7E-02	5	7.75E-04
291	9.9E-02	5	7.91E-04
292	1.1E-01	5	8.39E-04
293	1.1E-01	5	8.73E-04
294	1.1E-01	5	9.11E-04
295	1.2E-01	5	9.52E-04
296	1.3E-01	5	9.97E-04
297	1.3E-01	5	1.03E-03
298	1.3E-01	5	1.05E-03
299	6.2E-02	5	4.90E-04
300	6.6E-02	5	5.28E-04
301	7.1E-02	5	5.67E-04
302	7.5E-02	5	6.00E-04
303	7.9E-02	5	6.27E-04
304	8.2E-02	5	6.53E-04
305	8.5E-02	5	6.77E-04
306	8.8E-02	5	6.98E-04
307	9.1E-02	5	7.28E-04
308	9.5E-02	5	7.58E-04

Ventura Ranch
P1- Site Preparation

Max Cancer Risk Cancer Risk		*Chronic Non Cancer Risk*	
Receptor #	Total Risk/ Million	REL	HI Offroad
309	9.8E-02	5	7.83E-04
310	1.0E-01	5	8.19E-04
311	1.1E-01	5	8.65E-04
312	1.1E-01	5	9.03E-04
313	1.1E-01	5	9.04E-04
314	5.6E-02	5	4.47E-04
315	6.0E-02	5	4.77E-04
316	6.4E-02	5	5.11E-04
317	6.8E-02	5	5.40E-04
318	6.9E-02	5	5.50E-04
319	7.3E-02	5	5.79E-04
320	7.6E-02	5	6.04E-04
321	7.6E-02	5	6.07E-04
322	8.0E-02	5	6.38E-04
323	8.4E-02	5	6.66E-04
324	8.6E-02	5	6.87E-04
325	9.0E-02	5	7.14E-04
326	9.5E-02	5	7.55E-04
327	9.9E-02	5	7.89E-04
328	9.8E-02	5	7.83E-04
329	5.2E-02	5	4.14E-04
330	5.5E-02	5	4.34E-04
331	5.8E-02	5	4.62E-04
332	6.1E-02	5	4.87E-04
333	6.3E-02	5	4.97E-04
334	6.6E-02	5	5.21E-04
335	6.8E-02	5	5.44E-04
336	6.9E-02	5	5.46E-04
337	7.2E-02	5	5.69E-04
338	7.5E-02	5	5.95E-04
339	7.7E-02	5	6.14E-04

Ventura Ranch
P1- Site Preparation

Max Cancer Risk Cancer Risk		*Chronic Non Cancer Risk*	
Receptor #	Total Risk/ Million	REL	HI Offroad
340	7.9E-02	5	6.30E-04
341	8.4E-02	5	6.65E-04
342	8.7E-02	5	6.93E-04
343	8.6E-02	5	6.85E-04
344	8.4E-02	5	6.70E-04
345	4.8E-02	5	3.80E-04
346	5.0E-02	5	3.97E-04
347	5.3E-02	5	4.21E-04
348	5.6E-02	5	4.42E-04
349	5.7E-02	5	4.54E-04
350	5.9E-02	5	4.73E-04
351	6.2E-02	5	4.92E-04
352	6.3E-02	5	4.99E-04
353	6.5E-02	5	5.13E-04
354	6.7E-02	5	5.35E-04
355	6.9E-02	5	5.52E-04
356	7.1E-02	5	5.61E-04
357	7.4E-02	5	5.92E-04
358	7.7E-02	5	6.16E-04
359	7.7E-02	5	6.14E-04
360	7.4E-02	5	5.89E-04

Ventura Ranch
P1- Grading

				Cancer Risk from Birth to 2 years						
Receptor #	Conc	g/sec	Cair	Dose Constant	Dose	ED	Risk Constant	Risk	Constant 2	Risk/ Million
1	1.74419	8.19E-03	1.4E-02	1.05E-03	1.49E-05	0.08	1.57E-01	1.93E-07	1.0E+06	1.9E-01
2	1.48587	8.19E-03	1.2E-02	1.05E-03	1.27E-05	0.08	1.57E-01	1.64E-07	1.0E+06	1.6E-01
3	1.24779	8.19E-03	1.0E-02	1.05E-03	1.07E-05	0.08	1.57E-01	1.38E-07	1.0E+06	1.4E-01
4	1.0359	8.19E-03	8.5E-03	1.05E-03	8.87E-06	0.08	1.57E-01	1.15E-07	1.0E+06	1.1E-01
5	0.85211	8.19E-03	7.0E-03	1.05E-03	7.29E-06	0.08	1.57E-01	9.42E-08	1.0E+06	9.4E-02
6	0.69399	8.19E-03	5.7E-03	1.05E-03	5.94E-06	0.08	1.57E-01	7.67E-08	1.0E+06	7.7E-02
7	0.56428	8.19E-03	4.6E-03	1.05E-03	4.83E-06	0.08	1.57E-01	6.24E-08	1.0E+06	6.2E-02
8	0.45951	8.19E-03	3.8E-03	1.05E-03	3.93E-06	0.08	1.57E-01	5.08E-08	1.0E+06	5.1E-02
9	0.37548	8.19E-03	3.1E-03	1.05E-03	3.21E-06	0.08	1.57E-01	4.15E-08	1.0E+06	4.2E-02
10	0.30921	8.19E-03	2.5E-03	1.05E-03	2.65E-06	0.08	1.57E-01	3.42E-08	1.0E+06	3.4E-02
11	0.22348	8.19E-03	1.8E-03	1.05E-03	1.91E-06	0.08	1.57E-01	2.47E-08	1.0E+06	2.5E-02
12	0.18619	8.19E-03	1.5E-03	1.05E-03	1.59E-06	0.08	1.57E-01	2.06E-08	1.0E+06	2.1E-02
13	0.15807	8.19E-03	1.3E-03	1.05E-03	1.35E-06	0.08	1.57E-01	1.75E-08	1.0E+06	1.7E-02
14	0.13663	8.19E-03	1.1E-03	1.05E-03	1.17E-06	0.08	1.57E-01	1.51E-08	1.0E+06	1.5E-02
15	0.12062	8.19E-03	9.9E-04	1.05E-03	1.03E-06	0.08	1.57E-01	1.33E-08	1.0E+06	1.3E-02
16	0.10793	8.19E-03	8.8E-04	1.05E-03	9.24E-07	0.08	1.57E-01	1.19E-08	1.0E+06	1.2E-02
17	0.09134	8.19E-03	7.5E-04	1.05E-03	7.82E-07	0.08	1.57E-01	1.01E-08	1.0E+06	1.0E-02
18	0.08367	8.19E-03	6.9E-04	1.05E-03	7.16E-07	0.08	1.57E-01	9.25E-09	1.0E+06	9.3E-03
19	0.07295	8.19E-03	6.0E-04	1.05E-03	6.24E-07	0.08	1.57E-01	8.07E-09	1.0E+06	8.1E-03
20	0.06626	8.19E-03	5.4E-04	1.05E-03	5.67E-07	0.08	1.57E-01	7.33E-09	1.0E+06	7.3E-03
21	0.05918	8.19E-03	4.8E-04	1.05E-03	5.07E-07	0.08	1.57E-01	6.54E-09	1.0E+06	6.5E-03
22	0.57661	8.19E-03	4.7E-03	1.05E-03	4.94E-06	0.08	1.57E-01	6.38E-08	1.0E+06	6.4E-02
23	0.4663	8.19E-03	3.8E-03	1.05E-03	3.99E-06	0.08	1.57E-01	5.16E-08	1.0E+06	5.2E-02
24	0.37932	8.19E-03	3.1E-03	1.05E-03	3.25E-06	0.08	1.57E-01	4.19E-08	1.0E+06	4.2E-02
25	0.31151	8.19E-03	2.6E-03	1.05E-03	2.67E-06	0.08	1.57E-01	3.44E-08	1.0E+06	3.4E-02
26	0.22637	8.19E-03	1.9E-03	1.05E-03	1.94E-06	0.08	1.57E-01	2.50E-08	1.0E+06	2.5E-02
27	0.18813	8.19E-03	1.5E-03	1.05E-03	1.61E-06	0.08	1.57E-01	2.08E-08	1.0E+06	2.1E-02
28	0.15937	8.19E-03	1.3E-03	1.05E-03	1.36E-06	0.08	1.57E-01	1.76E-08	1.0E+06	1.8E-02
29	0.13873	8.19E-03	1.1E-03	1.05E-03	1.19E-06	0.08	1.57E-01	1.53E-08	1.0E+06	1.5E-02
30	0.12447	8.19E-03	1.0E-03	1.05E-03	1.07E-06	0.08	1.57E-01	1.38E-08	1.0E+06	1.4E-02
31	0.10492	8.19E-03	8.6E-04	1.05E-03	8.98E-07	0.08	1.57E-01	1.16E-08	1.0E+06	1.2E-02

Ventura Ranch

P1- Grading

				Cancer Risk from Birth to 2 years						
Receptor #	Conc	g/sec	Cair	Dose Constant	Dose	ED	Risk Constant	Risk	Constant 2	Risk/ Million
32	0.081	8.19E-03	6.6E-04	1.05E-03	6.93E-07	0.08	1.57E-01	8.96E-09	1.0E+06	9.0E-03
33	0.07635	8.19E-03	6.3E-04	1.05E-03	6.54E-07	0.08	1.57E-01	8.44E-09	1.0E+06	8.4E-03
34	0.07501	8.19E-03	6.1E-04	1.05E-03	6.42E-07	0.08	1.57E-01	8.29E-09	1.0E+06	8.3E-03
35	0.14698	8.19E-03	1.2E-03	1.05E-03	1.26E-06	0.08	1.57E-01	1.63E-08	1.0E+06	1.6E-02
36	0.12721	8.19E-03	1.0E-03	1.05E-03	1.09E-06	0.08	1.57E-01	1.41E-08	1.0E+06	1.4E-02
37	4.06955	8.19E-03	3.3E-02	1.05E-03	3.48E-05	0.08	1.57E-01	4.50E-07	1.0E+06	4.5E-01
38	3.97404	8.19E-03	3.3E-02	1.05E-03	3.40E-05	0.08	1.57E-01	4.39E-07	1.0E+06	4.4E-01
39	3.702	8.19E-03	3.0E-02	1.05E-03	3.17E-05	0.08	1.57E-01	4.09E-07	1.0E+06	4.1E-01
40	3.31677	8.19E-03	2.7E-02	1.05E-03	2.84E-05	0.08	1.57E-01	3.67E-07	1.0E+06	3.7E-01
41	4.59189	8.19E-03	3.8E-02	1.05E-03	3.93E-05	0.08	1.57E-01	5.08E-07	1.0E+06	5.1E-01
42	4.5073	8.19E-03	3.7E-02	1.05E-03	3.86E-05	0.08	1.57E-01	4.98E-07	1.0E+06	5.0E-01
43	4.19779	8.19E-03	3.4E-02	1.05E-03	3.59E-05	0.08	1.57E-01	4.64E-07	1.0E+06	4.6E-01
44	3.74723	8.19E-03	3.1E-02	1.05E-03	3.21E-05	0.08	1.57E-01	4.14E-07	1.0E+06	4.1E-01
45	3.21901	8.19E-03	2.6E-02	1.05E-03	2.76E-05	0.08	1.57E-01	3.56E-07	1.0E+06	3.6E-01
46	0.49683	8.19E-03	4.1E-03	1.05E-03	4.25E-06	0.08	1.57E-01	5.49E-08	1.0E+06	5.5E-02
47	0.39719	8.19E-03	3.3E-03	1.05E-03	3.40E-06	0.08	1.57E-01	4.39E-08	1.0E+06	4.4E-02
48	5.14911	8.19E-03	4.2E-02	1.05E-03	4.41E-05	0.08	1.57E-01	5.69E-07	1.0E+06	5.7E-01
49	4.8133	8.19E-03	3.9E-02	1.05E-03	4.12E-05	0.08	1.57E-01	5.32E-07	1.0E+06	5.3E-01
50	4.26333	8.19E-03	3.5E-02	1.05E-03	3.65E-05	0.08	1.57E-01	4.71E-07	1.0E+06	4.7E-01
51	3.60174	8.19E-03	2.9E-02	1.05E-03	3.08E-05	0.08	1.57E-01	3.98E-07	1.0E+06	4.0E-01
52	0.50656	8.19E-03	4.1E-03	1.05E-03	4.34E-06	0.08	1.57E-01	5.60E-08	1.0E+06	5.6E-02
53	0.3584	8.19E-03	2.9E-03	1.05E-03	3.07E-06	0.08	1.57E-01	3.96E-08	1.0E+06	4.0E-02
54	0.29252	8.19E-03	2.4E-03	1.05E-03	2.50E-06	0.08	1.57E-01	3.23E-08	1.0E+06	3.2E-02
55	5.51596	8.19E-03	4.5E-02	1.05E-03	4.72E-05	0.08	1.57E-01	6.10E-07	1.0E+06	6.1E-01
56	4.86165	8.19E-03	4.0E-02	1.05E-03	4.16E-05	0.08	1.57E-01	5.38E-07	1.0E+06	5.4E-01
57	4.05056	8.19E-03	3.3E-02	1.05E-03	3.47E-05	0.08	1.57E-01	4.48E-07	1.0E+06	4.5E-01
58	3.23276	8.19E-03	2.6E-02	1.05E-03	2.77E-05	0.08	1.57E-01	3.57E-07	1.0E+06	3.6E-01
59	0.51738	8.19E-03	4.2E-03	1.05E-03	4.43E-06	0.08	1.57E-01	5.72E-08	1.0E+06	5.7E-02
60	0.36646	8.19E-03	3.0E-03	1.05E-03	3.14E-06	0.08	1.57E-01	4.05E-08	1.0E+06	4.1E-02
61	0.29871	8.19E-03	2.4E-03	1.05E-03	2.56E-06	0.08	1.57E-01	3.30E-08	1.0E+06	3.3E-02
62	0.52952	8.19E-03	4.3E-03	1.05E-03	4.53E-06	0.08	1.57E-01	5.85E-08	1.0E+06	5.9E-02

Ventura Ranch
P1- Grading

				Cancer Risk from Birth to 2 years						
Receptor #	Conc	g/sec	Cair	Dose Constant	Dose	ED	Risk Constant	Risk	Constant 2	Risk/ Million
63	0.37503	8.19E-03	3.1E-03	1.05E-03	3.21E-06	0.08	1.57E-01	4.15E-08	1.0E+06	4.1E-02
64	0.30525	8.19E-03	2.5E-03	1.05E-03	2.61E-06	0.08	1.57E-01	3.37E-08	1.0E+06	3.4E-02
65	0.38533	8.19E-03	3.2E-03	1.05E-03	3.30E-06	0.08	1.57E-01	4.26E-08	1.0E+06	4.3E-02
66	10.22484	8.19E-03	8.4E-02	1.05E-03	8.75E-05	0.08	1.57E-01	1.13E-06	1.0E+06	1.1E+00
67	9.58429	8.19E-03	7.8E-02	1.05E-03	8.20E-05	0.08	1.57E-01	1.06E-06	1.0E+06	1.1E+00
68	0.14678	8.19E-03	1.2E-03	1.05E-03	1.26E-06	0.08	1.57E-01	1.62E-08	1.0E+06	1.6E-02
69	0.12707	8.19E-03	1.0E-03	1.05E-03	1.09E-06	0.08	1.57E-01	1.40E-08	1.0E+06	1.4E-02
70	0.11279	8.19E-03	9.2E-04	1.05E-03	9.65E-07	0.08	1.57E-01	1.25E-08	1.0E+06	1.2E-02
71	0.10297	8.19E-03	8.4E-04	1.05E-03	8.81E-07	0.08	1.57E-01	1.14E-08	1.0E+06	1.1E-02
72	13.05387	8.19E-03	1.1E-01	1.05E-03	1.12E-04	0.08	1.57E-01	1.44E-06	1.0E+06	1.4E+00
73	12.14272	8.19E-03	9.9E-02	1.05E-03	1.04E-04	0.08	1.57E-01	1.34E-06	1.0E+06	1.3E+00
74	0.17774	8.19E-03	1.5E-03	1.05E-03	1.52E-06	0.08	1.57E-01	1.97E-08	1.0E+06	2.0E-02
75	0.15851	8.19E-03	1.3E-03	1.05E-03	1.36E-06	0.08	1.57E-01	1.75E-08	1.0E+06	1.8E-02
76	0.13864	8.19E-03	1.1E-03	1.05E-03	1.19E-06	0.08	1.57E-01	1.53E-08	1.0E+06	1.5E-02
77	0.12324	8.19E-03	1.0E-03	1.05E-03	1.05E-06	0.08	1.57E-01	1.36E-08	1.0E+06	1.4E-02
78	0.11465	8.19E-03	9.4E-04	1.05E-03	9.81E-07	0.08	1.57E-01	1.27E-08	1.0E+06	1.3E-02
79	17.40487	8.19E-03	1.4E-01	1.05E-03	1.49E-04	0.08	1.57E-01	1.92E-06	1.0E+06	1.9E+00
80	16.04707	8.19E-03	1.3E-01	1.05E-03	1.37E-04	0.08	1.57E-01	1.77E-06	1.0E+06	1.8E+00
81	0.19077	8.19E-03	1.6E-03	1.05E-03	1.63E-06	0.08	1.57E-01	2.11E-08	1.0E+06	2.1E-02
82	0.17294	8.19E-03	1.4E-03	1.05E-03	1.48E-06	0.08	1.57E-01	1.91E-08	1.0E+06	1.9E-02
83	0.15891	8.19E-03	1.3E-03	1.05E-03	1.36E-06	0.08	1.57E-01	1.76E-08	1.0E+06	1.8E-02
84	0.1492	8.19E-03	1.2E-03	1.05E-03	1.28E-06	0.08	1.57E-01	1.65E-08	1.0E+06	1.6E-02
85	0.13423	8.19E-03	1.1E-03	1.05E-03	1.15E-06	0.08	1.57E-01	1.48E-08	1.0E+06	1.5E-02
86	24.62937	8.19E-03	2.0E-01	1.05E-03	2.11E-04	0.08	1.57E-01	2.72E-06	1.0E+06	2.7E+00
87	22.88906	8.19E-03	1.9E-01	1.05E-03	1.96E-04	0.08	1.57E-01	2.53E-06	1.0E+06	2.5E+00
88	0.19364	8.19E-03	1.6E-03	1.05E-03	1.66E-06	0.08	1.57E-01	2.14E-08	1.0E+06	2.1E-02
89	6.21197	8.19E-03	5.1E-02	1.05E-03	5.32E-05	0.08	1.57E-01	6.87E-07	1.0E+06	6.9E-01
90	2.88661	8.19E-03	2.4E-02	1.05E-03	2.47E-05	0.08	1.57E-01	3.19E-07	1.0E+06	3.2E-01
91	4.31546	8.19E-03	3.5E-02	1.05E-03	3.69E-05	0.08	1.57E-01	4.77E-07	1.0E+06	4.8E-01
92	7.53673	8.19E-03	6.2E-02	1.05E-03	6.45E-05	0.08	1.57E-01	8.33E-07	1.0E+06	8.3E-01
93	2.08434	8.19E-03	1.7E-02	1.05E-03	1.78E-05	0.08	1.57E-01	2.30E-07	1.0E+06	2.3E-01

Ventura Ranch
P1- Grading

				Cancer Risk from Birth to 2 years						
Receptor #	Conc	g/sec	Cair	Dose Constant	Dose	ED	Risk Constant	Risk	Constant 2	Risk/ Million
94	2.82357	8.19E-03	2.3E-02	1.05E-03	2.42E-05	0.08	1.57E-01	3.12E-07	1.0E+06	3.1E-01
95	4.13574	8.19E-03	3.4E-02	1.05E-03	3.54E-05	0.08	1.57E-01	4.57E-07	1.0E+06	4.6E-01
96	7.78584	8.19E-03	6.4E-02	1.05E-03	6.66E-05	0.08	1.57E-01	8.61E-07	1.0E+06	8.6E-01
97	15.12865	8.19E-03	1.2E-01	1.05E-03	1.30E-04	0.08	1.57E-01	1.67E-06	1.0E+06	1.7E+00
98	22.12098	8.19E-03	1.8E-01	1.05E-03	1.89E-04	0.08	1.57E-01	2.45E-06	1.0E+06	2.4E+00
99	1.46481	8.19E-03	1.2E-02	1.05E-03	1.25E-05	0.08	1.57E-01	1.62E-07	1.0E+06	1.6E-01
100	1.84528	8.19E-03	1.5E-02	1.05E-03	1.58E-05	0.08	1.57E-01	2.04E-07	1.0E+06	2.0E-01
101	2.46216	8.19E-03	2.0E-02	1.05E-03	2.11E-05	0.08	1.57E-01	2.72E-07	1.0E+06	2.7E-01
102	3.69393	8.19E-03	3.0E-02	1.05E-03	3.16E-05	0.08	1.57E-01	4.08E-07	1.0E+06	4.1E-01
103	5.71962	8.19E-03	4.7E-02	1.05E-03	4.90E-05	0.08	1.57E-01	6.32E-07	1.0E+06	6.3E-01
104	8.14125	8.19E-03	6.7E-02	1.05E-03	6.97E-05	0.08	1.57E-01	9.00E-07	1.0E+06	9.0E-01
105	10.73462	8.19E-03	8.8E-02	1.05E-03	9.19E-05	0.08	1.57E-01	1.19E-06	1.0E+06	1.2E+00
106	13.10827	8.19E-03	1.1E-01	1.05E-03	1.12E-04	0.08	1.57E-01	1.45E-06	1.0E+06	1.4E+00
107	15.43661	8.19E-03	1.3E-01	1.05E-03	1.32E-04	0.08	1.57E-01	1.71E-06	1.0E+06	1.7E+00
108	14.75418	8.19E-03	1.2E-01	1.05E-03	1.26E-04	0.08	1.57E-01	1.63E-06	1.0E+06	1.6E+00
109	1.04987	8.19E-03	8.6E-03	1.05E-03	8.99E-06	0.08	1.57E-01	1.16E-07	1.0E+06	1.2E-01
110	1.27195	8.19E-03	1.0E-02	1.05E-03	1.09E-05	0.08	1.57E-01	1.41E-07	1.0E+06	1.4E-01
111	1.61771	8.19E-03	1.3E-02	1.05E-03	1.38E-05	0.08	1.57E-01	1.79E-07	1.0E+06	1.8E-01
112	2.11313	8.19E-03	1.7E-02	1.05E-03	1.81E-05	0.08	1.57E-01	2.34E-07	1.0E+06	2.3E-01
113	2.86727	8.19E-03	2.3E-02	1.05E-03	2.45E-05	0.08	1.57E-01	3.17E-07	1.0E+06	3.2E-01
114	3.91346	8.19E-03	3.2E-02	1.05E-03	3.35E-05	0.08	1.57E-01	4.33E-07	1.0E+06	4.3E-01
115	5.04271	8.19E-03	4.1E-02	1.05E-03	4.32E-05	0.08	1.57E-01	5.58E-07	1.0E+06	5.6E-01
116	6.2706	8.19E-03	5.1E-02	1.05E-03	5.37E-05	0.08	1.57E-01	6.93E-07	1.0E+06	6.9E-01
117	7.30908	8.19E-03	6.0E-02	1.05E-03	6.26E-05	0.08	1.57E-01	8.08E-07	1.0E+06	8.1E-01
118	7.83559	8.19E-03	6.4E-02	1.05E-03	6.71E-05	0.08	1.57E-01	8.66E-07	1.0E+06	8.7E-01
119	7.5024	8.19E-03	6.1E-02	1.05E-03	6.42E-05	0.08	1.57E-01	8.29E-07	1.0E+06	8.3E-01
120	6.66577	8.19E-03	5.5E-02	1.05E-03	5.71E-05	0.08	1.57E-01	7.37E-07	1.0E+06	7.4E-01
121	5.75345	8.19E-03	4.7E-02	1.05E-03	4.93E-05	0.08	1.57E-01	6.36E-07	1.0E+06	6.4E-01
122	4.86707	8.19E-03	4.0E-02	1.05E-03	4.17E-05	0.08	1.57E-01	5.38E-07	1.0E+06	5.4E-01
123	0.7821	8.19E-03	6.4E-03	1.05E-03	6.69E-06	0.08	1.57E-01	8.65E-08	1.0E+06	8.6E-02
124	0.92737	8.19E-03	7.6E-03	1.05E-03	7.94E-06	0.08	1.57E-01	1.03E-07	1.0E+06	1.0E-01

Ventura Ranch

P1- Grading

				Cancer Risk from Birth to 2 years						
Receptor #	Conc	g/sec	Cair	Dose Constant	Dose	ED	Risk Constant	Risk	Constant 2	Risk/ Million
125	1.13937	8.19E-03	9.3E-03	1.05E-03	9.75E-06	0.08	1.57E-01	1.26E-07	1.0E+06	1.3E-01
126	1.37691	8.19E-03	1.1E-02	1.05E-03	1.18E-05	0.08	1.57E-01	1.52E-07	1.0E+06	1.5E-01
127	1.77167	8.19E-03	1.5E-02	1.05E-03	1.52E-05	0.08	1.57E-01	1.96E-07	1.0E+06	2.0E-01
128	2.2814	8.19E-03	1.9E-02	1.05E-03	1.95E-05	0.08	1.57E-01	2.52E-07	1.0E+06	2.5E-01
129	2.70822	8.19E-03	2.2E-02	1.05E-03	2.32E-05	0.08	1.57E-01	2.99E-07	1.0E+06	3.0E-01
130	3.32715	8.19E-03	2.7E-02	1.05E-03	2.85E-05	0.08	1.57E-01	3.68E-07	1.0E+06	3.7E-01
131	3.98337	8.19E-03	3.3E-02	1.05E-03	3.41E-05	0.08	1.57E-01	4.40E-07	1.0E+06	4.4E-01
132	4.41288	8.19E-03	3.6E-02	1.05E-03	3.78E-05	0.08	1.57E-01	4.88E-07	1.0E+06	4.9E-01
133	4.63782	8.19E-03	3.8E-02	1.05E-03	3.97E-05	0.08	1.57E-01	5.13E-07	1.0E+06	5.1E-01
134	4.63006	8.19E-03	3.8E-02	1.05E-03	3.96E-05	0.08	1.57E-01	5.12E-07	1.0E+06	5.1E-01
135	4.3627	8.19E-03	3.6E-02	1.05E-03	3.73E-05	0.08	1.57E-01	4.82E-07	1.0E+06	4.8E-01
136	3.96893	8.19E-03	3.3E-02	1.05E-03	3.40E-05	0.08	1.57E-01	4.39E-07	1.0E+06	4.4E-01
137	3.54951	8.19E-03	2.9E-02	1.05E-03	3.04E-05	0.08	1.57E-01	3.92E-07	1.0E+06	3.9E-01
138	3.11018	8.19E-03	2.5E-02	1.05E-03	2.66E-05	0.08	1.57E-01	3.44E-07	1.0E+06	3.4E-01
139	0.60531	8.19E-03	5.0E-03	1.05E-03	5.18E-06	0.08	1.57E-01	6.69E-08	1.0E+06	6.7E-02
140	0.7081	8.19E-03	5.8E-03	1.05E-03	6.06E-06	0.08	1.57E-01	7.83E-08	1.0E+06	7.8E-02
141	0.84879	8.19E-03	7.0E-03	1.05E-03	7.27E-06	0.08	1.57E-01	9.38E-08	1.0E+06	9.4E-02
142	0.98529	8.19E-03	8.1E-03	1.05E-03	8.43E-06	0.08	1.57E-01	1.09E-07	1.0E+06	1.1E-01
143	1.22509	8.19E-03	1.0E-02	1.05E-03	1.05E-05	0.08	1.57E-01	1.35E-07	1.0E+06	1.4E-01
144	1.50737	8.19E-03	1.2E-02	1.05E-03	1.29E-05	0.08	1.57E-01	1.67E-07	1.0E+06	1.7E-01
145	1.73075	8.19E-03	1.4E-02	1.05E-03	1.48E-05	0.08	1.57E-01	1.91E-07	1.0E+06	1.9E-01
146	2.07515	8.19E-03	1.7E-02	1.05E-03	1.78E-05	0.08	1.57E-01	2.29E-07	1.0E+06	2.3E-01
147	2.43513	8.19E-03	2.0E-02	1.05E-03	2.08E-05	0.08	1.57E-01	2.69E-07	1.0E+06	2.7E-01
148	2.67446	8.19E-03	2.2E-02	1.05E-03	2.29E-05	0.08	1.57E-01	2.96E-07	1.0E+06	3.0E-01
149	2.89781	8.19E-03	2.4E-02	1.05E-03	2.48E-05	0.08	1.57E-01	3.20E-07	1.0E+06	3.2E-01
150	3.07464	8.19E-03	2.5E-02	1.05E-03	2.63E-05	0.08	1.57E-01	3.40E-07	1.0E+06	3.4E-01
151	3.06354	8.19E-03	2.5E-02	1.05E-03	2.62E-05	0.08	1.57E-01	3.39E-07	1.0E+06	3.4E-01
152	2.94938	8.19E-03	2.4E-02	1.05E-03	2.52E-05	0.08	1.57E-01	3.26E-07	1.0E+06	3.3E-01
153	2.8332	8.19E-03	2.3E-02	1.05E-03	2.43E-05	0.08	1.57E-01	3.13E-07	1.0E+06	3.1E-01
154	2.61338	8.19E-03	2.1E-02	1.05E-03	2.24E-05	0.08	1.57E-01	2.89E-07	1.0E+06	2.9E-01
155	0.48128	8.19E-03	3.9E-03	1.05E-03	4.12E-06	0.08	1.57E-01	5.32E-08	1.0E+06	5.3E-02

Ventura Ranch

P1- Grading

				Cancer Risk from Birth to 2 years						
Receptor #	Conc	g/sec	Cair	Dose Constant	Dose	ED	Risk Constant	Risk	Constant 2	Risk/ Million
156	0.56135	8.19E-03	4.6E-03	1.05E-03	4.81E-06	0.08	1.57E-01	6.21E-08	1.0E+06	6.2E-02
157	0.6536	8.19E-03	5.4E-03	1.05E-03	5.59E-06	0.08	1.57E-01	7.23E-08	1.0E+06	7.2E-02
158	0.74763	8.19E-03	6.1E-03	1.05E-03	6.40E-06	0.08	1.57E-01	8.27E-08	1.0E+06	8.3E-02
159	0.9036	8.19E-03	7.4E-03	1.05E-03	7.73E-06	0.08	1.57E-01	9.99E-08	1.0E+06	1.0E-01
160	1.07849	8.19E-03	8.8E-03	1.05E-03	9.23E-06	0.08	1.57E-01	1.19E-07	1.0E+06	1.2E-01
161	1.20951	8.19E-03	9.9E-03	1.05E-03	1.04E-05	0.08	1.57E-01	1.34E-07	1.0E+06	1.3E-01
162	1.41201	8.19E-03	1.2E-02	1.05E-03	1.21E-05	0.08	1.57E-01	1.56E-07	1.0E+06	1.6E-01
163	1.62642	8.19E-03	1.3E-02	1.05E-03	1.39E-05	0.08	1.57E-01	1.80E-07	1.0E+06	1.8E-01
164	1.77723	8.19E-03	1.5E-02	1.05E-03	1.52E-05	0.08	1.57E-01	1.96E-07	1.0E+06	2.0E-01
165	1.93404	8.19E-03	1.6E-02	1.05E-03	1.66E-05	0.08	1.57E-01	2.14E-07	1.0E+06	2.1E-01
166	2.09076	8.19E-03	1.7E-02	1.05E-03	1.79E-05	0.08	1.57E-01	2.31E-07	1.0E+06	2.3E-01
167	2.14788	8.19E-03	1.8E-02	1.05E-03	1.84E-05	0.08	1.57E-01	2.37E-07	1.0E+06	2.4E-01
168	2.13133	8.19E-03	1.7E-02	1.05E-03	1.82E-05	0.08	1.57E-01	2.36E-07	1.0E+06	2.4E-01
169	2.14022	8.19E-03	1.8E-02	1.05E-03	1.83E-05	0.08	1.57E-01	2.37E-07	1.0E+06	2.4E-01
170	2.06144	8.19E-03	1.7E-02	1.05E-03	1.76E-05	0.08	1.57E-01	2.28E-07	1.0E+06	2.3E-01
171	0.39425	8.19E-03	3.2E-03	1.05E-03	3.37E-06	0.08	1.57E-01	4.36E-08	1.0E+06	4.4E-02
172	0.45515	8.19E-03	3.7E-03	1.05E-03	3.90E-06	0.08	1.57E-01	5.03E-08	1.0E+06	5.0E-02
173	0.52324	8.19E-03	4.3E-03	1.05E-03	4.48E-06	0.08	1.57E-01	5.78E-08	1.0E+06	5.8E-02
174	0.59062	8.19E-03	4.8E-03	1.05E-03	5.06E-06	0.08	1.57E-01	6.53E-08	1.0E+06	6.5E-02
175	0.69621	8.19E-03	5.7E-03	1.05E-03	5.96E-06	0.08	1.57E-01	7.70E-08	1.0E+06	7.7E-02
176	0.81224	8.19E-03	6.7E-03	1.05E-03	6.95E-06	0.08	1.57E-01	8.98E-08	1.0E+06	9.0E-02
177	0.8946	8.19E-03	7.3E-03	1.05E-03	7.66E-06	0.08	1.57E-01	9.89E-08	1.0E+06	9.9E-02
178	1.01974	8.19E-03	8.4E-03	1.05E-03	8.73E-06	0.08	1.57E-01	1.13E-07	1.0E+06	1.1E-01
179	1.15422	8.19E-03	9.5E-03	1.05E-03	9.88E-06	0.08	1.57E-01	1.28E-07	1.0E+06	1.3E-01
180	1.25061	8.19E-03	1.0E-02	1.05E-03	1.07E-05	0.08	1.57E-01	1.38E-07	1.0E+06	1.4E-01
181	1.35299	8.19E-03	1.1E-02	1.05E-03	1.16E-05	0.08	1.57E-01	1.50E-07	1.0E+06	1.5E-01
182	1.47014	8.19E-03	1.2E-02	1.05E-03	1.26E-05	0.08	1.57E-01	1.63E-07	1.0E+06	1.6E-01
183	1.53097	8.19E-03	1.3E-02	1.05E-03	1.31E-05	0.08	1.57E-01	1.69E-07	1.0E+06	1.7E-01
184	1.54419	8.19E-03	1.3E-02	1.05E-03	1.32E-05	0.08	1.57E-01	1.71E-07	1.0E+06	1.7E-01
185	1.59116	8.19E-03	1.3E-02	1.05E-03	1.36E-05	0.08	1.57E-01	1.76E-07	1.0E+06	1.8E-01
186	1.57862	8.19E-03	1.3E-02	1.05E-03	1.35E-05	0.08	1.57E-01	1.75E-07	1.0E+06	1.7E-01

Ventura Ranch

P1- Grading

				Cancer Risk from Birth to 2 years						
Receptor #	Conc	g/sec	Cair	Dose Constant	Dose	ED	Risk Constant	Risk	Constant 2	Risk/ Million
187	0.33109	8.19E-03	2.7E-03	1.05E-03	2.83E-06	0.08	1.57E-01	3.66E-08	1.0E+06	3.7E-02
188	0.37817	8.19E-03	3.1E-03	1.05E-03	3.24E-06	0.08	1.57E-01	4.18E-08	1.0E+06	4.2E-02
189	0.43	8.19E-03	3.5E-03	1.05E-03	3.68E-06	0.08	1.57E-01	4.75E-08	1.0E+06	4.8E-02
190	0.47947	8.19E-03	3.9E-03	1.05E-03	4.10E-06	0.08	1.57E-01	5.30E-08	1.0E+06	5.3E-02
191	0.55346	8.19E-03	4.5E-03	1.05E-03	4.74E-06	0.08	1.57E-01	6.12E-08	1.0E+06	6.1E-02
192	0.63119	8.19E-03	5.2E-03	1.05E-03	5.40E-06	0.08	1.57E-01	6.98E-08	1.0E+06	7.0E-02
193	0.68603	8.19E-03	5.6E-03	1.05E-03	5.87E-06	0.08	1.57E-01	7.58E-08	1.0E+06	7.6E-02
194	0.76759	8.19E-03	6.3E-03	1.05E-03	6.57E-06	0.08	1.57E-01	8.49E-08	1.0E+06	8.5E-02
195	0.85813	8.19E-03	7.0E-03	1.05E-03	7.35E-06	0.08	1.57E-01	9.49E-08	1.0E+06	9.5E-02
196	0.92351	8.19E-03	7.6E-03	1.05E-03	7.91E-06	0.08	1.57E-01	1.02E-07	1.0E+06	1.0E-01
197	0.99356	8.19E-03	8.1E-03	1.05E-03	8.50E-06	0.08	1.57E-01	1.10E-07	1.0E+06	1.1E-01
198	1.07816	8.19E-03	8.8E-03	1.05E-03	9.23E-06	0.08	1.57E-01	1.19E-07	1.0E+06	1.2E-01
199	1.12839	8.19E-03	9.2E-03	1.05E-03	9.66E-06	0.08	1.57E-01	1.25E-07	1.0E+06	1.2E-01
200	1.13778	8.19E-03	9.3E-03	1.05E-03	9.74E-06	0.08	1.57E-01	1.26E-07	1.0E+06	1.3E-01
201	1.19128	8.19E-03	9.8E-03	1.05E-03	1.02E-05	0.08	1.57E-01	1.32E-07	1.0E+06	1.3E-01
202	1.20542	8.19E-03	9.9E-03	1.05E-03	1.03E-05	0.08	1.57E-01	1.33E-07	1.0E+06	1.3E-01
203	0.28373	8.19E-03	2.3E-03	1.05E-03	2.43E-06	0.08	1.57E-01	3.14E-08	1.0E+06	3.1E-02
204	0.32098	8.19E-03	2.6E-03	1.05E-03	2.75E-06	0.08	1.57E-01	3.55E-08	1.0E+06	3.5E-02
205	0.36158	8.19E-03	3.0E-03	1.05E-03	3.10E-06	0.08	1.57E-01	4.00E-08	1.0E+06	4.0E-02
206	0.3997	8.19E-03	3.3E-03	1.05E-03	3.42E-06	0.08	1.57E-01	4.42E-08	1.0E+06	4.4E-02
207	0.4521	8.19E-03	3.7E-03	1.05E-03	3.87E-06	0.08	1.57E-01	5.00E-08	1.0E+06	5.0E-02
208	0.5071	8.19E-03	4.2E-03	1.05E-03	4.34E-06	0.08	1.57E-01	5.61E-08	1.0E+06	5.6E-02
209	0.54316	8.19E-03	4.4E-03	1.05E-03	4.65E-06	0.08	1.57E-01	6.01E-08	1.0E+06	6.0E-02
210	0.5968	8.19E-03	4.9E-03	1.05E-03	5.11E-06	0.08	1.57E-01	6.60E-08	1.0E+06	6.6E-02
211	0.65911	8.19E-03	5.4E-03	1.05E-03	5.64E-06	0.08	1.57E-01	7.29E-08	1.0E+06	7.3E-02
212	0.70917	8.19E-03	5.8E-03	1.05E-03	6.07E-06	0.08	1.57E-01	7.84E-08	1.0E+06	7.8E-02
213	0.76186	8.19E-03	6.2E-03	1.05E-03	6.52E-06	0.08	1.57E-01	8.42E-08	1.0E+06	8.4E-02
214	0.82369	8.19E-03	6.7E-03	1.05E-03	7.05E-06	0.08	1.57E-01	9.11E-08	1.0E+06	9.1E-02
215	0.85966	8.19E-03	7.0E-03	1.05E-03	7.36E-06	0.08	1.57E-01	9.50E-08	1.0E+06	9.5E-02
216	0.86193	8.19E-03	7.1E-03	1.05E-03	7.38E-06	0.08	1.57E-01	9.53E-08	1.0E+06	9.5E-02
217	0.90757	8.19E-03	7.4E-03	1.05E-03	7.77E-06	0.08	1.57E-01	1.00E-07	1.0E+06	1.0E-01

Ventura Ranch
P1- Grading

				Cancer Risk from Birth to 2 years						
Receptor #	Conc	g/sec	Cair	Dose Constant	Dose	ED	Risk Constant	Risk	Constant 2	Risk/ Million
218	0.93286	8.19E-03	7.6E-03	1.05E-03	7.99E-06	0.08	1.57E-01	1.03E-07	1.0E+06	1.0E-01
219	0.24681	8.19E-03	2.0E-03	1.05E-03	2.11E-06	0.08	1.57E-01	2.73E-08	1.0E+06	2.7E-02
220	0.27688	8.19E-03	2.3E-03	1.05E-03	2.37E-06	0.08	1.57E-01	3.06E-08	1.0E+06	3.1E-02
221	0.30881	8.19E-03	2.5E-03	1.05E-03	2.64E-06	0.08	1.57E-01	3.41E-08	1.0E+06	3.4E-02
222	0.33889	8.19E-03	2.8E-03	1.05E-03	2.90E-06	0.08	1.57E-01	3.75E-08	1.0E+06	3.7E-02
223	0.37662	8.19E-03	3.1E-03	1.05E-03	3.22E-06	0.08	1.57E-01	4.16E-08	1.0E+06	4.2E-02
224	0.41548	8.19E-03	3.4E-03	1.05E-03	3.56E-06	0.08	1.57E-01	4.59E-08	1.0E+06	4.6E-02
225	0.44318	8.19E-03	3.6E-03	1.05E-03	3.79E-06	0.08	1.57E-01	4.90E-08	1.0E+06	4.9E-02
226	0.47697	8.19E-03	3.9E-03	1.05E-03	4.08E-06	0.08	1.57E-01	5.27E-08	1.0E+06	5.3E-02
227	0.52154	8.19E-03	4.3E-03	1.05E-03	4.46E-06	0.08	1.57E-01	5.77E-08	1.0E+06	5.8E-02
228	0.56021	8.19E-03	4.6E-03	1.05E-03	4.80E-06	0.08	1.57E-01	6.19E-08	1.0E+06	6.2E-02
229	0.6041	8.19E-03	4.9E-03	1.05E-03	5.17E-06	0.08	1.57E-01	6.68E-08	1.0E+06	6.7E-02
230	0.64824	8.19E-03	5.3E-03	1.05E-03	5.55E-06	0.08	1.57E-01	7.17E-08	1.0E+06	7.2E-02
231	0.66004	8.19E-03	5.4E-03	1.05E-03	5.65E-06	0.08	1.57E-01	7.30E-08	1.0E+06	7.3E-02
232	0.67098	8.19E-03	5.5E-03	1.05E-03	5.74E-06	0.08	1.57E-01	7.42E-08	1.0E+06	7.4E-02
233	0.7084	8.19E-03	5.8E-03	1.05E-03	6.06E-06	0.08	1.57E-01	7.83E-08	1.0E+06	7.8E-02
234	0.73038	8.19E-03	6.0E-03	1.05E-03	6.25E-06	0.08	1.57E-01	8.08E-08	1.0E+06	8.1E-02
235	0.21731	8.19E-03	1.8E-03	1.05E-03	1.86E-06	0.08	1.57E-01	2.40E-08	1.0E+06	2.4E-02
236	0.24179	8.19E-03	2.0E-03	1.05E-03	2.07E-06	0.08	1.57E-01	2.67E-08	1.0E+06	2.7E-02
237	0.26727	8.19E-03	2.2E-03	1.05E-03	2.29E-06	0.08	1.57E-01	2.95E-08	1.0E+06	3.0E-02
238	0.29208	8.19E-03	2.4E-03	1.05E-03	2.50E-06	0.08	1.57E-01	3.23E-08	1.0E+06	3.2E-02
239	0.31854	8.19E-03	2.6E-03	1.05E-03	2.73E-06	0.08	1.57E-01	3.52E-08	1.0E+06	3.5E-02
240	0.34809	8.19E-03	2.9E-03	1.05E-03	2.98E-06	0.08	1.57E-01	3.85E-08	1.0E+06	3.8E-02
241	0.37163	8.19E-03	3.0E-03	1.05E-03	3.18E-06	0.08	1.57E-01	4.11E-08	1.0E+06	4.1E-02
242	0.38945	8.19E-03	3.2E-03	1.05E-03	3.33E-06	0.08	1.57E-01	4.31E-08	1.0E+06	4.3E-02
243	0.4242	8.19E-03	3.5E-03	1.05E-03	3.63E-06	0.08	1.57E-01	4.69E-08	1.0E+06	4.7E-02
244	0.45469	8.19E-03	3.7E-03	1.05E-03	3.89E-06	0.08	1.57E-01	5.03E-08	1.0E+06	5.0E-02
245	0.48962	8.19E-03	4.0E-03	1.05E-03	4.19E-06	0.08	1.57E-01	5.41E-08	1.0E+06	5.4E-02
246	0.52214	8.19E-03	4.3E-03	1.05E-03	4.47E-06	0.08	1.57E-01	5.77E-08	1.0E+06	5.8E-02
247	0.51359	8.19E-03	4.2E-03	1.05E-03	4.40E-06	0.08	1.57E-01	5.68E-08	1.0E+06	5.7E-02
248	0.53805	8.19E-03	4.4E-03	1.05E-03	4.61E-06	0.08	1.57E-01	5.95E-08	1.0E+06	5.9E-02

Ventura Ranch
P1- Grading

				Cancer Risk from Birth to 2 years						
Receptor #	Conc	g/sec	Cair	Dose Constant	Dose	ED	Risk Constant	Risk	Constant 2	Risk/ Million
249	0.56447	8.19E-03	4.6E-03	1.05E-03	4.83E-06	0.08	1.57E-01	6.24E-08	1.0E+06	6.2E-02
250	0.58231	8.19E-03	4.8E-03	1.05E-03	4.98E-06	0.08	1.57E-01	6.44E-08	1.0E+06	6.4E-02
251	0.19372	8.19E-03	1.6E-03	1.05E-03	1.66E-06	0.08	1.57E-01	2.14E-08	1.0E+06	2.1E-02
252	0.21332	8.19E-03	1.7E-03	1.05E-03	1.83E-06	0.08	1.57E-01	2.36E-08	1.0E+06	2.4E-02
253	0.23417	8.19E-03	1.9E-03	1.05E-03	2.00E-06	0.08	1.57E-01	2.59E-08	1.0E+06	2.6E-02
254	0.25607	8.19E-03	2.1E-03	1.05E-03	2.19E-06	0.08	1.57E-01	2.83E-08	1.0E+06	2.8E-02
255	0.27326	8.19E-03	2.2E-03	1.05E-03	2.34E-06	0.08	1.57E-01	3.02E-08	1.0E+06	3.0E-02
256	0.2967	8.19E-03	2.4E-03	1.05E-03	2.54E-06	0.08	1.57E-01	3.28E-08	1.0E+06	3.3E-02
257	0.31656	8.19E-03	2.6E-03	1.05E-03	2.71E-06	0.08	1.57E-01	3.50E-08	1.0E+06	3.5E-02
258	0.32608	8.19E-03	2.7E-03	1.05E-03	2.79E-06	0.08	1.57E-01	3.61E-08	1.0E+06	3.6E-02
259	0.35107	8.19E-03	2.9E-03	1.05E-03	3.01E-06	0.08	1.57E-01	3.88E-08	1.0E+06	3.9E-02
260	0.37472	8.19E-03	3.1E-03	1.05E-03	3.21E-06	0.08	1.57E-01	4.14E-08	1.0E+06	4.1E-02
261	0.40071	8.19E-03	3.3E-03	1.05E-03	3.43E-06	0.08	1.57E-01	4.43E-08	1.0E+06	4.4E-02
262	0.42721	8.19E-03	3.5E-03	1.05E-03	3.66E-06	0.08	1.57E-01	4.72E-08	1.0E+06	4.7E-02
263	0.41789	8.19E-03	3.4E-03	1.05E-03	3.58E-06	0.08	1.57E-01	4.62E-08	1.0E+06	4.6E-02
264	0.44349	8.19E-03	3.6E-03	1.05E-03	3.80E-06	0.08	1.57E-01	4.90E-08	1.0E+06	4.9E-02
265	0.4547	8.19E-03	3.7E-03	1.05E-03	3.89E-06	0.08	1.57E-01	5.03E-08	1.0E+06	5.0E-02
266	0.4665	8.19E-03	3.8E-03	1.05E-03	3.99E-06	0.08	1.57E-01	5.16E-08	1.0E+06	5.2E-02
267	0.17521	8.19E-03	1.4E-03	1.05E-03	1.50E-06	0.08	1.57E-01	1.94E-08	1.0E+06	1.9E-02
268	0.19148	8.19E-03	1.6E-03	1.05E-03	1.64E-06	0.08	1.57E-01	2.12E-08	1.0E+06	2.1E-02
269	0.20965	8.19E-03	1.7E-03	1.05E-03	1.79E-06	0.08	1.57E-01	2.32E-08	1.0E+06	2.3E-02
270	0.22694	8.19E-03	1.9E-03	1.05E-03	1.94E-06	0.08	1.57E-01	2.51E-08	1.0E+06	2.5E-02
271	0.23797	8.19E-03	1.9E-03	1.05E-03	2.04E-06	0.08	1.57E-01	2.63E-08	1.0E+06	2.6E-02
272	0.25571	8.19E-03	2.1E-03	1.05E-03	2.19E-06	0.08	1.57E-01	2.83E-08	1.0E+06	2.8E-02
273	0.27202	8.19E-03	2.2E-03	1.05E-03	2.33E-06	0.08	1.57E-01	3.01E-08	1.0E+06	3.0E-02
274	0.28191	8.19E-03	2.3E-03	1.05E-03	2.41E-06	0.08	1.57E-01	3.12E-08	1.0E+06	3.1E-02
275	0.2947	8.19E-03	2.4E-03	1.05E-03	2.52E-06	0.08	1.57E-01	3.26E-08	1.0E+06	3.3E-02
276	0.31488	8.19E-03	2.6E-03	1.05E-03	2.70E-06	0.08	1.57E-01	3.48E-08	1.0E+06	3.5E-02
277	0.32822	8.19E-03	2.7E-03	1.05E-03	2.81E-06	0.08	1.57E-01	3.63E-08	1.0E+06	3.6E-02
278	0.34027	8.19E-03	2.8E-03	1.05E-03	2.91E-06	0.08	1.57E-01	3.76E-08	1.0E+06	3.8E-02
279	0.3542	8.19E-03	2.9E-03	1.05E-03	3.03E-06	0.08	1.57E-01	3.92E-08	1.0E+06	3.9E-02

Ventura Ranch
P1- Grading

				Cancer Risk from Birth to 2 years						
Receptor #	Conc	g/sec	Cair	Dose Constant	Dose	ED	Risk Constant	Risk	Constant 2	Risk/ Million
280	0.37377	8.19E-03	3.1E-03	1.05E-03	3.20E-06	0.08	1.57E-01	4.13E-08	1.0E+06	4.1E-02
281	0.38225	8.19E-03	3.1E-03	1.05E-03	3.27E-06	0.08	1.57E-01	4.23E-08	1.0E+06	4.2E-02
282	0.39502	8.19E-03	3.2E-03	1.05E-03	3.38E-06	0.08	1.57E-01	4.37E-08	1.0E+06	4.4E-02
283	0.16037	8.19E-03	1.3E-03	1.05E-03	1.37E-06	0.08	1.57E-01	1.77E-08	1.0E+06	1.8E-02
284	0.17246	8.19E-03	1.4E-03	1.05E-03	1.48E-06	0.08	1.57E-01	1.91E-08	1.0E+06	1.9E-02
285	0.18769	8.19E-03	1.5E-03	1.05E-03	1.61E-06	0.08	1.57E-01	2.08E-08	1.0E+06	2.1E-02
286	0.20193	8.19E-03	1.7E-03	1.05E-03	1.73E-06	0.08	1.57E-01	2.23E-08	1.0E+06	2.2E-02
287	0.21149	8.19E-03	1.7E-03	1.05E-03	1.81E-06	0.08	1.57E-01	2.34E-08	1.0E+06	2.3E-02
288	0.22276	8.19E-03	1.8E-03	1.05E-03	1.91E-06	0.08	1.57E-01	2.46E-08	1.0E+06	2.5E-02
289	0.23722	8.19E-03	1.9E-03	1.05E-03	2.03E-06	0.08	1.57E-01	2.62E-08	1.0E+06	2.6E-02
290	0.24812	8.19E-03	2.0E-03	1.05E-03	2.12E-06	0.08	1.57E-01	2.74E-08	1.0E+06	2.7E-02
291	0.25299	8.19E-03	2.1E-03	1.05E-03	2.17E-06	0.08	1.57E-01	2.80E-08	1.0E+06	2.8E-02
292	0.26851	8.19E-03	2.2E-03	1.05E-03	2.30E-06	0.08	1.57E-01	2.97E-08	1.0E+06	3.0E-02
293	0.27946	8.19E-03	2.3E-03	1.05E-03	2.39E-06	0.08	1.57E-01	3.09E-08	1.0E+06	3.1E-02
294	0.29146	8.19E-03	2.4E-03	1.05E-03	2.49E-06	0.08	1.57E-01	3.22E-08	1.0E+06	3.2E-02
295	0.30455	8.19E-03	2.5E-03	1.05E-03	2.61E-06	0.08	1.57E-01	3.37E-08	1.0E+06	3.4E-02
296	0.31894	8.19E-03	2.6E-03	1.05E-03	2.73E-06	0.08	1.57E-01	3.53E-08	1.0E+06	3.5E-02
297	0.32815	8.19E-03	2.7E-03	1.05E-03	2.81E-06	0.08	1.57E-01	3.63E-08	1.0E+06	3.6E-02
298	0.33705	8.19E-03	2.8E-03	1.05E-03	2.89E-06	0.08	1.57E-01	3.73E-08	1.0E+06	3.7E-02
299	0.15683	8.19E-03	1.3E-03	1.05E-03	1.34E-06	0.08	1.57E-01	1.73E-08	1.0E+06	1.7E-02
300	0.169	8.19E-03	1.4E-03	1.05E-03	1.45E-06	0.08	1.57E-01	1.87E-08	1.0E+06	1.9E-02
301	0.18135	8.19E-03	1.5E-03	1.05E-03	1.55E-06	0.08	1.57E-01	2.01E-08	1.0E+06	2.0E-02
302	0.19214	8.19E-03	1.6E-03	1.05E-03	1.64E-06	0.08	1.57E-01	2.12E-08	1.0E+06	2.1E-02
303	0.20074	8.19E-03	1.6E-03	1.05E-03	1.72E-06	0.08	1.57E-01	2.22E-08	1.0E+06	2.2E-02
304	0.20884	8.19E-03	1.7E-03	1.05E-03	1.79E-06	0.08	1.57E-01	2.31E-08	1.0E+06	2.3E-02
305	0.21679	8.19E-03	1.8E-03	1.05E-03	1.86E-06	0.08	1.57E-01	2.40E-08	1.0E+06	2.4E-02
306	0.22323	8.19E-03	1.8E-03	1.05E-03	1.91E-06	0.08	1.57E-01	2.47E-08	1.0E+06	2.5E-02
307	0.23282	8.19E-03	1.9E-03	1.05E-03	1.99E-06	0.08	1.57E-01	2.57E-08	1.0E+06	2.6E-02
308	0.24269	8.19E-03	2.0E-03	1.05E-03	2.08E-06	0.08	1.57E-01	2.68E-08	1.0E+06	2.7E-02

Ventura Ranch
P1- Grading

				Cancer Risk from Birth to 2 years						
Receptor #	Conc	g/sec	Cair	Dose Constant	Dose	ED	Risk Constant	Risk	Constant 2	Risk/ Million
309	0.25057	8.19E-03	2.1E-03	1.05E-03	2.14E-06	0.08	1.57E-01	2.77E-08	1.0E+06	2.8E-02
310	0.2621	8.19E-03	2.1E-03	1.05E-03	2.24E-06	0.08	1.57E-01	2.90E-08	1.0E+06	2.9E-02
311	0.27669	8.19E-03	2.3E-03	1.05E-03	2.37E-06	0.08	1.57E-01	3.06E-08	1.0E+06	3.1E-02
312	0.28905	8.19E-03	2.4E-03	1.05E-03	2.47E-06	0.08	1.57E-01	3.20E-08	1.0E+06	3.2E-02
313	0.28926	8.19E-03	2.4E-03	1.05E-03	2.48E-06	0.08	1.57E-01	3.20E-08	1.0E+06	3.2E-02
314	0.14298	8.19E-03	1.2E-03	1.05E-03	1.22E-06	0.08	1.57E-01	1.58E-08	1.0E+06	1.6E-02
315	0.15281	8.19E-03	1.3E-03	1.05E-03	1.31E-06	0.08	1.57E-01	1.69E-08	1.0E+06	1.7E-02
316	0.16338	8.19E-03	1.3E-03	1.05E-03	1.40E-06	0.08	1.57E-01	1.81E-08	1.0E+06	1.8E-02
317	0.17271	8.19E-03	1.4E-03	1.05E-03	1.48E-06	0.08	1.57E-01	1.91E-08	1.0E+06	1.9E-02
318	0.17587	8.19E-03	1.4E-03	1.05E-03	1.51E-06	0.08	1.57E-01	1.94E-08	1.0E+06	1.9E-02
319	0.18536	8.19E-03	1.5E-03	1.05E-03	1.59E-06	0.08	1.57E-01	2.05E-08	1.0E+06	2.0E-02
320	0.19335	8.19E-03	1.6E-03	1.05E-03	1.66E-06	0.08	1.57E-01	2.14E-08	1.0E+06	2.1E-02
321	0.19436	8.19E-03	1.6E-03	1.05E-03	1.66E-06	0.08	1.57E-01	2.15E-08	1.0E+06	2.1E-02
322	0.2042	8.19E-03	1.7E-03	1.05E-03	1.75E-06	0.08	1.57E-01	2.26E-08	1.0E+06	2.3E-02
323	0.2132	8.19E-03	1.7E-03	1.05E-03	1.83E-06	0.08	1.57E-01	2.36E-08	1.0E+06	2.4E-02
324	0.22	8.19E-03	1.8E-03	1.05E-03	1.88E-06	0.08	1.57E-01	2.43E-08	1.0E+06	2.4E-02
325	0.22865	8.19E-03	1.9E-03	1.05E-03	1.96E-06	0.08	1.57E-01	2.53E-08	1.0E+06	2.5E-02
326	0.24174	8.19E-03	2.0E-03	1.05E-03	2.07E-06	0.08	1.57E-01	2.67E-08	1.0E+06	2.7E-02
327	0.25236	8.19E-03	2.1E-03	1.05E-03	2.16E-06	0.08	1.57E-01	2.79E-08	1.0E+06	2.8E-02
328	0.25049	8.19E-03	2.1E-03	1.05E-03	2.14E-06	0.08	1.57E-01	2.77E-08	1.0E+06	2.8E-02
329	0.1325	8.19E-03	1.1E-03	1.05E-03	1.13E-06	0.08	1.57E-01	1.46E-08	1.0E+06	1.5E-02
330	0.13899	8.19E-03	1.1E-03	1.05E-03	1.19E-06	0.08	1.57E-01	1.54E-08	1.0E+06	1.5E-02
331	0.14787	8.19E-03	1.2E-03	1.05E-03	1.27E-06	0.08	1.57E-01	1.63E-08	1.0E+06	1.6E-02
332	0.15588	8.19E-03	1.3E-03	1.05E-03	1.33E-06	0.08	1.57E-01	1.72E-08	1.0E+06	1.7E-02
333	0.15911	8.19E-03	1.3E-03	1.05E-03	1.36E-06	0.08	1.57E-01	1.76E-08	1.0E+06	1.8E-02
334	0.16672	8.19E-03	1.4E-03	1.05E-03	1.43E-06	0.08	1.57E-01	1.84E-08	1.0E+06	1.8E-02
335	0.17395	8.19E-03	1.4E-03	1.05E-03	1.49E-06	0.08	1.57E-01	1.92E-08	1.0E+06	1.9E-02
336	0.17478	8.19E-03	1.4E-03	1.05E-03	1.50E-06	0.08	1.57E-01	1.93E-08	1.0E+06	1.9E-02
337	0.18198	8.19E-03	1.5E-03	1.05E-03	1.56E-06	0.08	1.57E-01	2.01E-08	1.0E+06	2.0E-02
338	0.1903	8.19E-03	1.6E-03	1.05E-03	1.63E-06	0.08	1.57E-01	2.10E-08	1.0E+06	2.1E-02
339	0.19649	8.19E-03	1.6E-03	1.05E-03	1.68E-06	0.08	1.57E-01	2.17E-08	1.0E+06	2.2E-02

Ventura Ranch
P1- Grading

				Cancer Risk from Birth to 2 years						
Receptor #	Conc	g/sec	Cair	Dose Constant	Dose	ED	Risk Constant	Risk	Constant 2	Risk/ Million
340	0.20173	8.19E-03	1.7E-03	1.05E-03	1.73E-06	0.08	1.57E-01	2.23E-08	1.0E+06	2.2E-02
341	0.21293	8.19E-03	1.7E-03	1.05E-03	1.82E-06	0.08	1.57E-01	2.35E-08	1.0E+06	2.4E-02
342	0.22192	8.19E-03	1.8E-03	1.05E-03	1.90E-06	0.08	1.57E-01	2.45E-08	1.0E+06	2.5E-02
343	0.21907	8.19E-03	1.8E-03	1.05E-03	1.88E-06	0.08	1.57E-01	2.42E-08	1.0E+06	2.4E-02
344	0.2145	8.19E-03	1.8E-03	1.05E-03	1.84E-06	0.08	1.57E-01	2.37E-08	1.0E+06	2.4E-02
345	0.12149	8.19E-03	9.9E-04	1.05E-03	1.04E-06	0.08	1.57E-01	1.34E-08	1.0E+06	1.3E-02
346	0.12716	8.19E-03	1.0E-03	1.05E-03	1.09E-06	0.08	1.57E-01	1.41E-08	1.0E+06	1.4E-02
347	0.13467	8.19E-03	1.1E-03	1.05E-03	1.15E-06	0.08	1.57E-01	1.49E-08	1.0E+06	1.5E-02
348	0.1416	8.19E-03	1.2E-03	1.05E-03	1.21E-06	0.08	1.57E-01	1.57E-08	1.0E+06	1.6E-02
349	0.14539	8.19E-03	1.2E-03	1.05E-03	1.24E-06	0.08	1.57E-01	1.61E-08	1.0E+06	1.6E-02
350	0.1513	8.19E-03	1.2E-03	1.05E-03	1.30E-06	0.08	1.57E-01	1.67E-08	1.0E+06	1.7E-02
351	0.15732	8.19E-03	1.3E-03	1.05E-03	1.35E-06	0.08	1.57E-01	1.74E-08	1.0E+06	1.7E-02
352	0.1597	8.19E-03	1.3E-03	1.05E-03	1.37E-06	0.08	1.57E-01	1.77E-08	1.0E+06	1.8E-02
353	0.16416	8.19E-03	1.3E-03	1.05E-03	1.41E-06	0.08	1.57E-01	1.81E-08	1.0E+06	1.8E-02
354	0.17124	8.19E-03	1.4E-03	1.05E-03	1.47E-06	0.08	1.57E-01	1.89E-08	1.0E+06	1.9E-02
355	0.17664	8.19E-03	1.4E-03	1.05E-03	1.51E-06	0.08	1.57E-01	1.95E-08	1.0E+06	2.0E-02
356	0.17959	8.19E-03	1.5E-03	1.05E-03	1.54E-06	0.08	1.57E-01	1.99E-08	1.0E+06	2.0E-02
357	0.1893	8.19E-03	1.6E-03	1.05E-03	1.62E-06	0.08	1.57E-01	2.09E-08	1.0E+06	2.1E-02
358	0.19706	8.19E-03	1.6E-03	1.05E-03	1.69E-06	0.08	1.57E-01	2.18E-08	1.0E+06	2.2E-02
359	0.19654	8.19E-03	1.6E-03	1.05E-03	1.68E-06	0.08	1.57E-01	2.17E-08	1.0E+06	2.2E-02
360	0.18848	8.19E-03	1.5E-03	1.05E-03	1.61E-06	0.08	1.57E-01	2.08E-08	1.0E+06	2.1E-02

Ventura Ranch

P1- Grading

Max Cancer Risk Cancer Risk	
Receptor #	**Total Risk/ Million**
1	1.9E-01
2	1.6E-01
3	1.4E-01
4	1.1E-01
5	9.4E-02
6	7.7E-02
7	6.2E-02
8	5.1E-02
9	4.2E-02
10	3.4E-02
11	2.5E-02
12	2.1E-02
13	1.7E-02
14	1.5E-02
15	1.3E-02
16	1.2E-02
17	1.0E-02
18	9.3E-03
19	8.1E-03
20	7.3E-03
21	6.5E-03
22	6.4E-02
23	5.2E-02
24	4.2E-02
25	3.4E-02
26	2.5E-02
27	2.1E-02
28	1.8E-02
29	1.5E-02
30	1.4E-02
31	1.2E-02

Max	**Receptor #**	
2.723	86	Res

Chronic Non Cancer Risk	
REL	**HI Offroad**
5	2.86E-03
5	2.43E-03
5	2.04E-03
5	1.70E-03
5	1.40E-03
5	1.14E-03
5	9.24E-04
5	7.53E-04
5	6.15E-04
5	5.06E-04
5	3.66E-04
5	3.05E-04
5	2.59E-04
5	2.24E-04
5	1.98E-04
5	1.77E-04
5	1.50E-04
5	1.37E-04
5	1.19E-04
5	1.09E-04
5	9.69E-05
5	9.44E-04
5	7.64E-04
5	6.21E-04
5	5.10E-04
5	3.71E-04
5	3.08E-04
5	2.61E-04
5	2.27E-04
5	2.04E-04
5	1.72E-04

Max	**Receptor #**	
4.034E-02	86	Res

Ventura Ranch
P1- Grading

Max Cancer Risk Cancer Risk	
Receptor #	**Total Risk/ Million**
32	9.0E-03
33	8.4E-03
34	8.3E-03
35	1.6E-02
36	1.4E-02
37	4.5E-01
38	4.4E-01
39	4.1E-01
40	3.7E-01
41	5.1E-01
42	5.0E-01
43	4.6E-01
44	4.1E-01
45	3.6E-01
46	5.5E-02
47	4.4E-02
48	5.7E-01
49	5.3E-01
50	4.7E-01
51	4.0E-01
52	5.6E-02
53	4.0E-02
54	3.2E-02
55	6.1E-01
56	5.4E-01
57	4.5E-01
58	3.6E-01
59	5.7E-02
60	4.1E-02
61	3.3E-02
62	5.9E-02

Chronic Non Cancer Risk	
REL	**HI Offroad**
5	1.33E-04
5	1.25E-04
5	1.23E-04
5	2.41E-04
5	2.08E-04
5	6.67E-03
5	6.51E-03
5	6.06E-03
5	5.43E-03
5	7.52E-03
5	7.38E-03
5	6.88E-03
5	6.14E-03
5	5.27E-03
5	8.14E-04
5	6.51E-04
5	8.43E-03
5	7.88E-03
5	6.98E-03
5	5.90E-03
5	8.30E-04
5	5.87E-04
5	4.79E-04
5	9.03E-03
5	7.96E-03
5	6.63E-03
5	5.30E-03
5	8.47E-04
5	6.00E-04
5	4.89E-04
5	8.67E-04

Ventura Ranch
P1- Grading

Max Cancer Risk Cancer Risk	
Receptor #	**Total Risk/ Million**
63	4.1E-02
64	3.4E-02
65	4.3E-02
66	1.1E+00
67	1.1E+00
68	1.6E-02
69	1.4E-02
70	1.2E-02
71	1.1E-02
72	1.4E+00
73	1.3E+00
74	2.0E-02
75	1.8E-02
76	1.5E-02
77	1.4E-02
78	1.3E-02
79	1.9E+00
80	1.8E+00
81	2.1E-02
82	1.9E-02
83	1.8E-02
84	1.6E-02
85	1.5E-02
86	2.7E+00
87	2.5E+00
88	2.1E-02
89	6.9E-01
90	3.2E-01
91	4.8E-01
92	8.3E-01
93	2.3E-01

Chronic Non Cancer Risk	
REL	**HI Offroad**
5	6.14E-04
5	5.00E-04
5	6.31E-04
5	1.67E-02
5	1.57E-02
5	2.40E-04
5	2.08E-04
5	1.85E-04
5	1.69E-04
5	2.14E-02
5	1.99E-02
5	2.91E-04
5	2.60E-04
5	2.27E-04
5	2.02E-04
5	1.88E-04
5	2.85E-02
5	2.63E-02
5	3.12E-04
5	2.83E-04
5	2.60E-04
5	2.44E-04
5	2.20E-04
5	4.03E-02
5	3.75E-02
5	3.17E-04
5	1.02E-02
5	4.73E-03
5	7.07E-03
5	1.23E-02
5	3.41E-03

Ventura Ranch
P1- Grading

Max Cancer Risk Cancer Risk	
Receptor #	**Total Risk/ Million**
94	3.1E-01
95	4.6E-01
96	8.6E-01
97	1.7E+00
98	2.4E+00
99	1.6E-01
100	2.0E-01
101	2.7E-01
102	4.1E-01
103	6.3E-01
104	9.0E-01
105	1.2E+00
106	1.4E+00
107	1.7E+00
108	1.6E+00
109	1.2E-01
110	1.4E-01
111	1.8E-01
112	2.3E-01
113	3.2E-01
114	4.3E-01
115	5.6E-01
116	6.9E-01
117	8.1E-01
118	8.7E-01
119	8.3E-01
120	7.4E-01
121	6.4E-01
122	5.4E-01
123	8.6E-02
124	1.0E-01

Chronic Non Cancer Risk	
REL	**HI Offroad**
5	4.62E-03
5	6.77E-03
5	1.28E-02
5	2.48E-02
5	3.62E-02
5	2.40E-03
5	3.02E-03
5	4.03E-03
5	6.05E-03
5	9.37E-03
5	1.33E-02
5	1.76E-02
5	2.15E-02
5	2.53E-02
5	2.42E-02
5	1.72E-03
5	2.08E-03
5	2.65E-03
5	3.46E-03
5	4.70E-03
5	6.41E-03
5	8.26E-03
5	1.03E-02
5	1.20E-02
5	1.28E-02
5	1.23E-02
5	1.09E-02
5	9.42E-03
5	7.97E-03
5	1.28E-03
5	1.52E-03

Ventura Ranch
P1- Grading

Max Cancer Risk Cancer Risk	
Receptor #	**Total Risk/ Million**
125	1.3E-01
126	1.5E-01
127	2.0E-01
128	2.5E-01
129	3.0E-01
130	3.7E-01
131	4.4E-01
132	4.9E-01
133	5.1E-01
134	5.1E-01
135	4.8E-01
136	4.4E-01
137	3.9E-01
138	3.4E-01
139	6.7E-02
140	7.8E-02
141	9.4E-02
142	1.1E-01
143	1.4E-01
144	1.7E-01
145	1.9E-01
146	2.3E-01
147	2.7E-01
148	3.0E-01
149	3.2E-01
150	3.4E-01
151	3.4E-01
152	3.3E-01
153	3.1E-01
154	2.9E-01
155	5.3E-02

Chronic Non Cancer Risk	
REL	**HI Offroad**
5	1.87E-03
5	2.26E-03
5	2.90E-03
5	3.74E-03
5	4.44E-03
5	5.45E-03
5	6.52E-03
5	7.23E-03
5	7.60E-03
5	7.58E-03
5	7.15E-03
5	6.50E-03
5	5.81E-03
5	5.09E-03
5	9.91E-04
5	1.16E-03
5	1.39E-03
5	1.61E-03
5	2.01E-03
5	2.47E-03
5	2.83E-03
5	3.40E-03
5	3.99E-03
5	4.38E-03
5	4.75E-03
5	5.04E-03
5	5.02E-03
5	4.83E-03
5	4.64E-03
5	4.28E-03
5	7.88E-04

Ventura Ranch
P1- Grading

Max Cancer Risk Cancer Risk	
Receptor #	**Total Risk/ Million**
156	6.2E-02
157	7.2E-02
158	8.3E-02
159	1.0E-01
160	1.2E-01
161	1.3E-01
162	1.6E-01
163	1.8E-01
164	2.0E-01
165	2.1E-01
166	2.3E-01
167	2.4E-01
168	2.4E-01
169	2.4E-01
170	2.3E-01
171	4.4E-02
172	5.0E-02
173	5.8E-02
174	6.5E-02
175	7.7E-02
176	9.0E-02
177	9.9E-02
178	1.1E-01
179	1.3E-01
180	1.4E-01
181	1.5E-01
182	1.6E-01
183	1.7E-01
184	1.7E-01
185	1.8E-01
186	1.7E-01

Chronic Non Cancer Risk	
REL	**HI Offroad**
5	9.19E-04
5	1.07E-03
5	1.22E-03
5	1.48E-03
5	1.77E-03
5	1.98E-03
5	2.31E-03
5	2.66E-03
5	2.91E-03
5	3.17E-03
5	3.42E-03
5	3.52E-03
5	3.49E-03
5	3.51E-03
5	3.38E-03
5	6.46E-04
5	7.46E-04
5	8.57E-04
5	9.67E-04
5	1.14E-03
5	1.33E-03
5	1.47E-03
5	1.67E-03
5	1.89E-03
5	2.05E-03
5	2.22E-03
5	2.41E-03
5	2.51E-03
5	2.53E-03
5	2.61E-03
5	2.59E-03

Ventura Ranch
P1- Grading

Max Cancer Risk Cancer Risk	
Receptor #	Total Risk/ Million
187	3.7E-02
188	4.2E-02
189	4.8E-02
190	5.3E-02
191	6.1E-02
192	7.0E-02
193	7.6E-02
194	8.5E-02
195	9.5E-02
196	1.0E-01
197	1.1E-01
198	1.2E-01
199	1.2E-01
200	1.3E-01
201	1.3E-01
202	1.3E-01
203	3.1E-02
204	3.5E-02
205	4.0E-02
206	4.4E-02
207	5.0E-02
208	5.6E-02
209	6.0E-02
210	6.6E-02
211	7.3E-02
212	7.8E-02
213	8.4E-02
214	9.1E-02
215	9.5E-02
216	9.5E-02
217	1.0E-01

Chronic Non Cancer Risk	
REL	HI Offroad
5	5.42E-04
5	6.19E-04
5	7.04E-04
5	7.85E-04
5	9.07E-04
5	1.03E-03
5	1.12E-03
5	1.26E-03
5	1.41E-03
5	1.51E-03
5	1.63E-03
5	1.77E-03
5	1.85E-03
5	1.86E-03
5	1.95E-03
5	1.97E-03
5	4.65E-04
5	5.26E-04
5	5.92E-04
5	6.55E-04
5	7.41E-04
5	8.31E-04
5	8.90E-04
5	9.78E-04
5	1.08E-03
5	1.16E-03
5	1.25E-03
5	1.35E-03
5	1.41E-03
5	1.41E-03
5	1.49E-03

Ventura Ranch
P1- Grading

Max Cancer Risk Cancer Risk	
Receptor #	Total Risk/ Million
218	1.0E-01
219	2.7E-02
220	3.1E-02
221	3.4E-02
222	3.7E-02
223	4.2E-02
224	4.6E-02
225	4.9E-02
226	5.3E-02
227	5.8E-02
228	6.2E-02
229	6.7E-02
230	7.2E-02
231	7.3E-02
232	7.4E-02
233	7.8E-02
234	8.1E-02
235	2.4E-02
236	2.7E-02
237	3.0E-02
238	3.2E-02
239	3.5E-02
240	3.8E-02
241	4.1E-02
242	4.3E-02
243	4.7E-02
244	5.0E-02
245	5.4E-02
246	5.8E-02
247	5.7E-02
248	5.9E-02

Chronic Non Cancer Risk	
REL	HI Offroad
5	1.53E-03
5	4.04E-04
5	4.54E-04
5	5.06E-04
5	5.55E-04
5	6.17E-04
5	6.81E-04
5	7.26E-04
5	7.81E-04
5	8.54E-04
5	9.18E-04
5	9.89E-04
5	1.06E-03
5	1.08E-03
5	1.10E-03
5	1.16E-03
5	1.20E-03
5	3.56E-04
5	3.96E-04
5	4.38E-04
5	4.78E-04
5	5.22E-04
5	5.70E-04
5	6.09E-04
5	6.38E-04
5	6.95E-04
5	7.45E-04
5	8.02E-04
5	8.55E-04
5	8.41E-04
5	8.81E-04

Ventura Ranch
P1- Grading

Max Cancer Risk Cancer Risk	
Receptor #	**Total Risk/ Million**
249	6.2E-02
250	6.4E-02
251	2.1E-02
252	2.4E-02
253	2.6E-02
254	2.8E-02
255	3.0E-02
256	3.3E-02
257	3.5E-02
258	3.6E-02
259	3.9E-02
260	4.1E-02
261	4.4E-02
262	4.7E-02
263	4.6E-02
264	4.9E-02
265	5.0E-02
266	5.2E-02
267	1.9E-02
268	2.1E-02
269	2.3E-02
270	2.5E-02
271	2.6E-02
272	2.8E-02
273	3.0E-02
274	3.1E-02
275	3.3E-02
276	3.5E-02
277	3.6E-02
278	3.8E-02
279	3.9E-02

Chronic Non Cancer Risk	
REL	**HI Offroad**
5	9.25E-04
5	9.54E-04
5	3.17E-04
5	3.49E-04
5	3.84E-04
5	4.19E-04
5	4.48E-04
5	4.86E-04
5	5.19E-04
5	5.34E-04
5	5.75E-04
5	6.14E-04
5	6.56E-04
5	7.00E-04
5	6.84E-04
5	7.26E-04
5	7.45E-04
5	7.64E-04
5	2.87E-04
5	3.14E-04
5	3.43E-04
5	3.72E-04
5	3.90E-04
5	4.19E-04
5	4.46E-04
5	4.62E-04
5	4.83E-04
5	5.16E-04
5	5.38E-04
5	5.57E-04
5	5.80E-04

Ventura Ranch
P1- Grading

Max Cancer Risk Cancer Risk	
Receptor #	**Total Risk/ Million**
280	4.1E-02
281	4.2E-02
282	4.4E-02
283	1.8E-02
284	1.9E-02
285	2.1E-02
286	2.2E-02
287	2.3E-02
288	2.5E-02
289	2.6E-02
290	2.7E-02
291	2.8E-02
292	3.0E-02
293	3.1E-02
294	3.2E-02
295	3.4E-02
296	3.5E-02
297	3.6E-02
298	3.7E-02
299	1.7E-02
300	1.9E-02
301	2.0E-02
302	2.1E-02
303	2.2E-02
304	2.3E-02
305	2.4E-02
306	2.5E-02
307	2.6E-02
308	2.7E-02

Chronic Non Cancer Risk	
REL	**HI Offroad**
5	6.12E-04
5	6.26E-04
5	6.47E-04
5	2.63E-04
5	2.82E-04
5	3.07E-04
5	3.31E-04
5	3.46E-04
5	3.65E-04
5	3.89E-04
5	4.06E-04
5	4.14E-04
5	4.40E-04
5	4.58E-04
5	4.77E-04
5	4.99E-04
5	5.22E-04
5	5.38E-04
5	5.52E-04
5	2.57E-04
5	2.77E-04
5	2.97E-04
5	3.15E-04
5	3.29E-04
5	3.42E-04
5	3.55E-04
5	3.66E-04
5	3.81E-04
5	3.98E-04

Ventura Ranch
P1- Grading

Max Cancer Risk Cancer Risk	
Receptor #	**Total Risk/ Million**
309	2.8E-02
310	2.9E-02
311	3.1E-02
312	3.2E-02
313	3.2E-02
314	1.6E-02
315	1.7E-02
316	1.8E-02
317	1.9E-02
318	1.9E-02
319	2.0E-02
320	2.1E-02
321	2.1E-02
322	2.3E-02
323	2.4E-02
324	2.4E-02
325	2.5E-02
326	2.7E-02
327	2.8E-02
328	2.8E-02
329	1.5E-02
330	1.5E-02
331	1.6E-02
332	1.7E-02
333	1.8E-02
334	1.8E-02
335	1.9E-02
336	1.9E-02
337	2.0E-02
338	2.1E-02
339	2.2E-02

Chronic Non Cancer Risk	
REL	**HI Offroad**
5	4.10E-04
5	4.29E-04
5	4.53E-04
5	4.73E-04
5	4.74E-04
5	2.34E-04
5	2.50E-04
5	2.68E-04
5	2.83E-04
5	2.88E-04
5	3.04E-04
5	3.17E-04
5	3.18E-04
5	3.34E-04
5	3.49E-04
5	3.60E-04
5	3.75E-04
5	3.96E-04
5	4.13E-04
5	4.10E-04
5	2.17E-04
5	2.28E-04
5	2.42E-04
5	2.55E-04
5	2.61E-04
5	2.73E-04
5	2.85E-04
5	2.86E-04
5	2.98E-04
5	3.12E-04
5	3.22E-04

Ventura Ranch
P1- Grading

Max Cancer Risk Cancer Risk	
Receptor #	**Total Risk/ Million**
340	2.2E-02
341	2.4E-02
342	2.5E-02
343	2.4E-02
344	2.4E-02
345	1.3E-02
346	1.4E-02
347	1.5E-02
348	1.6E-02
349	1.6E-02
350	1.7E-02
351	1.7E-02
352	1.8E-02
353	1.8E-02
354	1.9E-02
355	2.0E-02
356	2.0E-02
357	2.1E-02
358	2.2E-02
359	2.2E-02
360	2.1E-02

Chronic Non Cancer Risk	
REL	**HI Offroad**
5	3.30E-04
5	3.49E-04
5	3.63E-04
5	3.59E-04
5	3.51E-04
5	1.99E-04
5	2.08E-04
5	2.21E-04
5	2.32E-04
5	2.38E-04
5	2.48E-04
5	2.58E-04
5	2.62E-04
5	2.69E-04
5	2.80E-04
5	2.89E-04
5	2.94E-04
5	3.10E-04
5	3.23E-04
5	3.22E-04
5	3.09E-04

0

Haul or Vendor Risk

		Cancer Risk from Birth to 2 Years								
Receptor #	Conc	g/sec	Cair	Dose Constant	Dose	ED	Risk Constant	Risk	Constant 2	Risk/ Million
1	0.27315	1.47E-05	4.0E-06	1.05E-03	4.18E-09	0.08	1.57E-01	5.41E-11	1.0E+06	5.4E-05
2	0.25932	1.47E-05	3.8E-06	1.05E-03	3.97E-09	0.08	1.57E-01	5.13E-11	1.0E+06	5.1E-05
3	0.24831	1.47E-05	3.6E-06	1.05E-03	3.80E-09	0.08	1.57E-01	4.91E-11	1.0E+06	4.9E-05
4	0.23859	1.47E-05	3.5E-06	1.05E-03	3.66E-09	0.08	1.57E-01	4.72E-11	1.0E+06	4.7E-05
5	0.22897	1.47E-05	3.4E-06	1.05E-03	3.51E-09	0.08	1.57E-01	4.53E-11	1.0E+06	4.5E-05
6	0.21609	1.47E-05	3.2E-06	1.05E-03	3.31E-09	0.08	1.57E-01	4.28E-11	1.0E+06	4.3E-05
7	0.20281	1.47E-05	3.0E-06	1.05E-03	3.11E-09	0.08	1.57E-01	4.01E-11	1.0E+06	4.0E-05
8	0.19034	1.47E-05	2.8E-06	1.05E-03	2.92E-09	0.08	1.57E-01	3.77E-11	1.0E+06	3.8E-05
9	0.17571	1.47E-05	2.6E-06	1.05E-03	2.69E-09	0.08	1.57E-01	3.48E-11	1.0E+06	3.5E-05
10	0.16101	1.47E-05	2.4E-06	1.05E-03	2.47E-09	0.08	1.57E-01	3.19E-11	1.0E+06	3.2E-05
11	0.14724	1.47E-05	2.2E-06	1.05E-03	2.26E-09	0.08	1.57E-01	2.91E-11	1.0E+06	2.9E-05
12	0.13459	1.47E-05	2.0E-06	1.05E-03	2.06E-09	0.08	1.57E-01	2.66E-11	1.0E+06	2.7E-05
13	0.1224	1.47E-05	1.8E-06	1.05E-03	1.88E-09	0.08	1.57E-01	2.42E-11	1.0E+06	2.4E-05
14	0.1112	1.47E-05	1.6E-06	1.05E-03	1.70E-09	0.08	1.57E-01	2.20E-11	1.0E+06	2.2E-05
15	0.10302	1.47E-05	1.5E-06	1.05E-03	1.58E-09	0.08	1.57E-01	2.04E-11	1.0E+06	2.0E-05
16	0.09592	1.47E-05	1.4E-06	1.05E-03	1.47E-09	0.08	1.57E-01	1.90E-11	1.0E+06	1.9E-05
17	0.08104	1.47E-05	1.2E-06	1.05E-03	1.24E-09	0.08	1.57E-01	1.60E-11	1.0E+06	1.6E-05
18	0.07653	1.47E-05	1.1E-06	1.05E-03	1.17E-09	0.08	1.57E-01	1.51E-11	1.0E+06	1.5E-05
19	0.0675	1.47E-05	9.9E-07	1.05E-03	1.03E-09	0.08	1.57E-01	1.34E-11	1.0E+06	1.3E-05
20	0.06248	1.47E-05	9.2E-07	1.05E-03	9.57E-10	0.08	1.57E-01	1.24E-11	1.0E+06	1.2E-05
21	0.05649	1.47E-05	8.3E-07	1.05E-03	8.65E-10	0.08	1.57E-01	1.12E-11	1.0E+06	1.1E-05
22	0.20923	1.47E-05	3.1E-06	1.05E-03	3.21E-09	0.08	1.57E-01	4.14E-11	1.0E+06	4.1E-05
23	0.19546	1.47E-05	2.9E-06	1.05E-03	2.99E-09	0.08	1.57E-01	3.87E-11	1.0E+06	3.9E-05
24	0.18164	1.47E-05	2.7E-06	1.05E-03	2.78E-09	0.08	1.57E-01	3.59E-11	1.0E+06	3.6E-05
25	0.16816	1.47E-05	2.5E-06	1.05E-03	2.58E-09	0.08	1.57E-01	3.33E-11	1.0E+06	3.3E-05
26	0.15452	1.47E-05	2.3E-06	1.05E-03	2.37E-09	0.08	1.57E-01	3.06E-11	1.0E+06	3.1E-05
27	0.13999	1.47E-05	2.1E-06	1.05E-03	2.14E-09	0.08	1.57E-01	2.77E-11	1.0E+06	2.8E-05
28	0.12585	1.47E-05	1.8E-06	1.05E-03	1.93E-09	0.08	1.57E-01	2.49E-11	1.0E+06	2.5E-05
29	0.11535	1.47E-05	1.7E-06	1.05E-03	1.77E-09	0.08	1.57E-01	2.28E-11	1.0E+06	2.3E-05
30	0.10967	1.47E-05	1.6E-06	1.05E-03	1.68E-09	0.08	1.57E-01	2.17E-11	1.0E+06	2.2E-05
31	0.09173	1.47E-05	1.3E-06	1.05E-03	1.41E-09	0.08	1.57E-01	1.82E-11	1.0E+06	1.8E-05

0

Haul or Vendor Risk

		Cancer Risk from Birth to 2 Years								
Receptor #	Conc	g/sec	Cair	Dose Constant	Dose	ED	Risk Constant	Risk	Constant 2	Risk/ Million
32	0.07026	1.47E-05	1.0E-06	1.05E-03	1.08E-09	0.08	1.57E-01	1.39E-11	1.0E+06	1.4E-05
33	0.06847	1.47E-05	1.0E-06	1.05E-03	1.05E-09	0.08	1.57E-01	1.35E-11	1.0E+06	1.4E-05
34	0.0699	1.47E-05	1.0E-06	1.05E-03	1.07E-09	0.08	1.57E-01	1.38E-11	1.0E+06	1.4E-05
35	0.13203	1.47E-05	1.9E-06	1.05E-03	2.02E-09	0.08	1.57E-01	2.61E-11	1.0E+06	2.6E-05
36	0.11424	1.47E-05	1.7E-06	1.05E-03	1.75E-09	0.08	1.57E-01	2.26E-11	1.0E+06	2.3E-05
37	0.59905	1.47E-05	8.8E-06	1.05E-03	9.18E-09	0.08	1.57E-01	1.19E-10	1.0E+06	1.2E-04
38	0.52159	1.47E-05	7.6E-06	1.05E-03	7.99E-09	0.08	1.57E-01	1.03E-10	1.0E+06	1.0E-04
39	0.45967	1.47E-05	6.7E-06	1.05E-03	7.04E-09	0.08	1.57E-01	9.10E-11	1.0E+06	9.1E-05
40	0.41289	1.47E-05	6.1E-06	1.05E-03	6.33E-09	0.08	1.57E-01	8.17E-11	1.0E+06	8.2E-05
41	0.66058	1.47E-05	9.7E-06	1.05E-03	1.01E-08	0.08	1.57E-01	1.31E-10	1.0E+06	1.3E-04
42	0.57043	1.47E-05	8.4E-06	1.05E-03	8.74E-09	0.08	1.57E-01	1.13E-10	1.0E+06	1.1E-04
43	0.49903	1.47E-05	7.3E-06	1.05E-03	7.65E-09	0.08	1.57E-01	9.88E-11	1.0E+06	9.9E-05
44	0.44544	1.47E-05	6.5E-06	1.05E-03	6.82E-09	0.08	1.57E-01	8.81E-11	1.0E+06	8.8E-05
45	0.406	1.47E-05	6.0E-06	1.05E-03	6.22E-09	0.08	1.57E-01	8.03E-11	1.0E+06	8.0E-05
46	0.22884	1.47E-05	3.4E-06	1.05E-03	3.51E-09	0.08	1.57E-01	4.53E-11	1.0E+06	4.5E-05
47	0.21212	1.47E-05	3.1E-06	1.05E-03	3.25E-09	0.08	1.57E-01	4.20E-11	1.0E+06	4.2E-05
48	0.62767	1.47E-05	9.2E-06	1.05E-03	9.62E-09	0.08	1.57E-01	1.24E-10	1.0E+06	1.2E-04
49	0.54418	1.47E-05	8.0E-06	1.05E-03	8.34E-09	0.08	1.57E-01	1.08E-10	1.0E+06	1.1E-04
50	0.48257	1.47E-05	7.1E-06	1.05E-03	7.39E-09	0.08	1.57E-01	9.55E-11	1.0E+06	9.5E-05
51	0.43873	1.47E-05	6.4E-06	1.05E-03	6.72E-09	0.08	1.57E-01	8.68E-11	1.0E+06	8.7E-05
52	0.24121	1.47E-05	3.5E-06	1.05E-03	3.70E-09	0.08	1.57E-01	4.77E-11	1.0E+06	4.8E-05
53	0.22198	1.47E-05	3.3E-06	1.05E-03	3.40E-09	0.08	1.57E-01	4.39E-11	1.0E+06	4.4E-05
54	0.20776	1.47E-05	3.0E-06	1.05E-03	3.18E-09	0.08	1.57E-01	4.11E-11	1.0E+06	4.1E-05
55	0.59869	1.47E-05	8.8E-06	1.05E-03	9.17E-09	0.08	1.57E-01	1.18E-10	1.0E+06	1.2E-04
56	0.52756	1.47E-05	7.7E-06	1.05E-03	8.08E-09	0.08	1.57E-01	1.04E-10	1.0E+06	1.0E-04
57	0.47756	1.47E-05	7.0E-06	1.05E-03	7.32E-09	0.08	1.57E-01	9.45E-11	1.0E+06	9.5E-05
58	0.4413	1.47E-05	6.5E-06	1.05E-03	6.76E-09	0.08	1.57E-01	8.73E-11	1.0E+06	8.7E-05
59	0.25411	1.47E-05	3.7E-06	1.05E-03	3.89E-09	0.08	1.57E-01	5.03E-11	1.0E+06	5.0E-05
60	0.2347	1.47E-05	3.4E-06	1.05E-03	3.60E-09	0.08	1.57E-01	4.64E-11	1.0E+06	4.6E-05
61	0.21828	1.47E-05	3.2E-06	1.05E-03	3.34E-09	0.08	1.57E-01	4.32E-11	1.0E+06	4.3E-05
62	0.26761	1.47E-05	3.9E-06	1.05E-03	4.10E-09	0.08	1.57E-01	5.30E-11	1.0E+06	5.3E-05

0

Haul or Vendor Risk

		Cancer Risk from Birth to 2 Years								
Receptor #	Conc	g/sec	Cair	Dose Constant	Dose	ED	Risk Constant	Risk	Constant 2	Risk/ Million
63	0.24748	1.47E-05	3.6E-06	1.05E-03	3.79E-09	0.08	1.57E-01	4.90E-11	1.0E+06	4.9E-05
64	0.22779	1.47E-05	3.3E-06	1.05E-03	3.49E-09	0.08	1.57E-01	4.51E-11	1.0E+06	4.5E-05
65	0.26071	1.47E-05	3.8E-06	1.05E-03	3.99E-09	0.08	1.57E-01	5.16E-11	1.0E+06	5.2E-05
66	1.01211	1.47E-05	1.5E-05	1.05E-03	1.55E-08	0.08	1.57E-01	2.00E-10	1.0E+06	2.0E-04
67	0.8335	1.47E-05	1.2E-05	1.05E-03	1.28E-08	0.08	1.57E-01	1.65E-10	1.0E+06	1.6E-04
68	0.12834	1.47E-05	1.9E-06	1.05E-03	1.97E-09	0.08	1.57E-01	2.54E-11	1.0E+06	2.5E-05
69	0.10493	1.47E-05	1.5E-06	1.05E-03	1.61E-09	0.08	1.57E-01	2.08E-11	1.0E+06	2.1E-05
70	0.09134	1.47E-05	1.3E-06	1.05E-03	1.40E-09	0.08	1.57E-01	1.81E-11	1.0E+06	1.8E-05
71	0.0831	1.47E-05	1.2E-06	1.05E-03	1.27E-09	0.08	1.57E-01	1.64E-11	1.0E+06	1.6E-05
72	1.18101	1.47E-05	1.7E-05	1.05E-03	1.81E-08	0.08	1.57E-01	2.34E-10	1.0E+06	2.3E-04
73	0.95471	1.47E-05	1.4E-05	1.05E-03	1.46E-08	0.08	1.57E-01	1.89E-10	1.0E+06	1.9E-04
74	0.16012	1.47E-05	2.3E-06	1.05E-03	2.45E-09	0.08	1.57E-01	3.17E-11	1.0E+06	3.2E-05
75	0.13616	1.47E-05	2.0E-06	1.05E-03	2.09E-09	0.08	1.57E-01	2.69E-11	1.0E+06	2.7E-05
76	0.11261	1.47E-05	1.7E-06	1.05E-03	1.73E-09	0.08	1.57E-01	2.23E-11	1.0E+06	2.2E-05
77	0.09787	1.47E-05	1.4E-06	1.05E-03	1.50E-09	0.08	1.57E-01	1.94E-11	1.0E+06	1.9E-05
78	0.09175	1.47E-05	1.3E-06	1.05E-03	1.41E-09	0.08	1.57E-01	1.82E-11	1.0E+06	1.8E-05
79	1.41082	1.47E-05	2.1E-05	1.05E-03	2.16E-08	0.08	1.57E-01	2.79E-10	1.0E+06	2.8E-04
80	1.11586	1.47E-05	1.6E-05	1.05E-03	1.71E-08	0.08	1.57E-01	2.21E-10	1.0E+06	2.2E-04
81	0.16124	1.47E-05	2.4E-06	1.05E-03	2.47E-09	0.08	1.57E-01	3.19E-11	1.0E+06	3.2E-05
82	0.14458	1.47E-05	2.1E-06	1.05E-03	2.22E-09	0.08	1.57E-01	2.86E-11	1.0E+06	2.9E-05
83	0.13346	1.47E-05	2.0E-06	1.05E-03	2.04E-09	0.08	1.57E-01	2.64E-11	1.0E+06	2.6E-05
84	0.12969	1.47E-05	1.9E-06	1.05E-03	1.99E-09	0.08	1.57E-01	2.57E-11	1.0E+06	2.6E-05
85	0.11177	1.47E-05	1.6E-06	1.05E-03	1.71E-09	0.08	1.57E-01	2.21E-11	1.0E+06	2.2E-05
86	1.73854	1.47E-05	2.5E-05	1.05E-03	2.66E-08	0.08	1.57E-01	3.44E-10	1.0E+06	3.4E-04
87	1.29237	1.47E-05	1.9E-05	1.05E-03	1.98E-08	0.08	1.57E-01	2.56E-10	1.0E+06	2.6E-04
88	0.15899	1.47E-05	2.3E-06	1.05E-03	2.44E-09	0.08	1.57E-01	3.15E-11	1.0E+06	3.1E-05
89	15.57642	1.47E-05	2.3E-04	1.05E-03	2.39E-07	0.08	1.57E-01	3.08E-09	1.0E+06	3.1E-03
90	11.44535	1.47E-05	1.7E-04	1.05E-03	1.75E-07	0.08	1.57E-01	2.26E-09	1.0E+06	2.3E-03
91	18.20645	1.47E-05	2.7E-04	1.05E-03	2.79E-07	0.08	1.57E-01	3.60E-09	1.0E+06	3.6E-03
92	11.18143	1.47E-05	1.6E-04	1.05E-03	1.71E-07	0.08	1.57E-01	2.21E-09	1.0E+06	2.2E-03
93	20.95114	1.47E-05	3.1E-04	1.05E-03	3.21E-07	0.08	1.57E-01	4.15E-09	1.0E+06	4.1E-03

0

Haul or Vendor Risk

							Cancer Risk from Birth to 2 Years			
Receptor #	Conc	g/sec	Cair	Dose Constant	Dose	ED	Risk Constant	Risk	Constant 2	Risk/ Million
94	13.01504	1.47E-05	1.9E-04	1.05E-03	1.99E-07	0.08	1.57E-01	2.58E-09	1.0E+06	2.6E-03
95	9.07432	1.47E-05	1.3E-04	1.05E-03	1.39E-07	0.08	1.57E-01	1.80E-09	1.0E+06	1.8E-03
96	6.64905	1.47E-05	9.7E-05	1.05E-03	1.02E-07	0.08	1.57E-01	1.32E-09	1.0E+06	1.3E-03
97	4.99337	1.47E-05	7.3E-05	1.05E-03	7.65E-08	0.08	1.57E-01	9.88E-10	1.0E+06	9.9E-04
98	3.88847	1.47E-05	5.7E-05	1.05E-03	5.96E-08	0.08	1.57E-01	7.69E-10	1.0E+06	7.7E-04
99	13.73986	1.47E-05	2.0E-04	1.05E-03	2.11E-07	0.08	1.57E-01	2.72E-09	1.0E+06	2.7E-03
100	9.8886	1.47E-05	1.4E-04	1.05E-03	1.52E-07	0.08	1.57E-01	1.96E-09	1.0E+06	2.0E-03
101	7.48414	1.47E-05	1.1E-04	1.05E-03	1.15E-07	0.08	1.57E-01	1.48E-09	1.0E+06	1.5E-03
102	5.78575	1.47E-05	8.5E-05	1.05E-03	8.86E-08	0.08	1.57E-01	1.14E-09	1.0E+06	1.1E-03
103	4.54733	1.47E-05	6.7E-05	1.05E-03	6.97E-08	0.08	1.57E-01	9.00E-10	1.0E+06	9.0E-04
104	3.59595	1.47E-05	5.3E-05	1.05E-03	5.51E-08	0.08	1.57E-01	7.12E-10	1.0E+06	7.1E-04
105	2.88391	1.47E-05	4.2E-05	1.05E-03	4.42E-08	0.08	1.57E-01	5.71E-10	1.0E+06	5.7E-04
106	2.36163	1.47E-05	3.5E-05	1.05E-03	3.62E-08	0.08	1.57E-01	4.67E-10	1.0E+06	4.7E-04
107	1.97939	1.47E-05	2.9E-05	1.05E-03	3.03E-08	0.08	1.57E-01	3.92E-10	1.0E+06	3.9E-04
108	1.68254	1.47E-05	2.5E-05	1.05E-03	2.58E-08	0.08	1.57E-01	3.33E-10	1.0E+06	3.3E-04
109	10.18663	1.47E-05	1.5E-04	1.05E-03	1.56E-07	0.08	1.57E-01	2.02E-09	1.0E+06	2.0E-03
110	7.89632	1.47E-05	1.2E-04	1.05E-03	1.21E-07	0.08	1.57E-01	1.56E-09	1.0E+06	1.6E-03
111	6.24097	1.47E-05	9.1E-05	1.05E-03	9.56E-08	0.08	1.57E-01	1.23E-09	1.0E+06	1.2E-03
112	4.87072	1.47E-05	7.1E-05	1.05E-03	7.46E-08	0.08	1.57E-01	9.64E-10	1.0E+06	9.6E-04
113	3.98433	1.47E-05	5.8E-05	1.05E-03	6.10E-08	0.08	1.57E-01	7.88E-10	1.0E+06	7.9E-04
114	3.32243	1.47E-05	4.9E-05	1.05E-03	5.09E-08	0.08	1.57E-01	6.57E-10	1.0E+06	6.6E-04
115	2.73196	1.47E-05	4.0E-05	1.05E-03	4.19E-08	0.08	1.57E-01	5.41E-10	1.0E+06	5.4E-04
116	2.28217	1.47E-05	3.3E-05	1.05E-03	3.50E-08	0.08	1.57E-01	4.52E-10	1.0E+06	4.5E-04
117	1.93216	1.47E-05	2.8E-05	1.05E-03	2.96E-08	0.08	1.57E-01	3.82E-10	1.0E+06	3.8E-04
118	1.64379	1.47E-05	2.4E-05	1.05E-03	2.52E-08	0.08	1.57E-01	3.25E-10	1.0E+06	3.3E-04
119	1.40249	1.47E-05	2.1E-05	1.05E-03	2.15E-08	0.08	1.57E-01	2.78E-10	1.0E+06	2.8E-04
120	1.20465	1.47E-05	1.8E-05	1.05E-03	1.85E-08	0.08	1.57E-01	2.38E-10	1.0E+06	2.4E-04
121	1.04736	1.47E-05	1.5E-05	1.05E-03	1.60E-08	0.08	1.57E-01	2.07E-10	1.0E+06	2.1E-04
122	0.90873	1.47E-05	1.3E-05	1.05E-03	1.39E-08	0.08	1.57E-01	1.80E-10	1.0E+06	1.8E-04
123	8.06251	1.47E-05	1.2E-04	1.05E-03	1.24E-07	0.08	1.57E-01	1.60E-09	1.0E+06	1.6E-03
124	6.51863	1.47E-05	9.6E-05	1.05E-03	9.99E-08	0.08	1.57E-01	1.29E-09	1.0E+06	1.3E-03

0

Haul or Vendor Risk

							Cancer Risk from Birth to 2 Years			
Receptor #	Conc	g/sec	Cair	Dose Constant	Dose	ED	Risk Constant	Risk	Constant 2	Risk/ Million
125	5.30279	1.47E-05	7.8E-05	1.05E-03	8.12E-08	0.08	1.57E-01	1.05E-09	1.0E+06	1.0E-03
126	4.14953	1.47E-05	6.1E-05	1.05E-03	6.36E-08	0.08	1.57E-01	8.21E-10	1.0E+06	8.2E-04
127	3.52466	1.47E-05	5.2E-05	1.05E-03	5.40E-08	0.08	1.57E-01	6.97E-10	1.0E+06	7.0E-04
128	3.00801	1.47E-05	4.4E-05	1.05E-03	4.61E-08	0.08	1.57E-01	5.95E-10	1.0E+06	6.0E-04
129	2.42478	1.47E-05	3.6E-05	1.05E-03	3.72E-08	0.08	1.57E-01	4.80E-10	1.0E+06	4.8E-04
130	2.08531	1.47E-05	3.1E-05	1.05E-03	3.19E-08	0.08	1.57E-01	4.13E-10	1.0E+06	4.1E-04
131	1.82868	1.47E-05	2.7E-05	1.05E-03	2.80E-08	0.08	1.57E-01	3.62E-10	1.0E+06	3.6E-04
132	1.5757	1.47E-05	2.3E-05	1.05E-03	2.41E-08	0.08	1.57E-01	3.12E-10	1.0E+06	3.1E-04
133	1.37384	1.47E-05	2.0E-05	1.05E-03	2.10E-08	0.08	1.57E-01	2.72E-10	1.0E+06	2.7E-04
134	1.21308	1.47E-05	1.8E-05	1.05E-03	1.86E-08	0.08	1.57E-01	2.40E-10	1.0E+06	2.4E-04
135	1.06348	1.47E-05	1.6E-05	1.05E-03	1.63E-08	0.08	1.57E-01	2.10E-10	1.0E+06	2.1E-04
136	0.93164	1.47E-05	1.4E-05	1.05E-03	1.43E-08	0.08	1.57E-01	1.84E-10	1.0E+06	1.8E-04
137	0.82157	1.47E-05	1.2E-05	1.05E-03	1.26E-08	0.08	1.57E-01	1.63E-10	1.0E+06	1.6E-04
138	0.71713	1.47E-05	1.1E-05	1.05E-03	1.10E-08	0.08	1.57E-01	1.42E-10	1.0E+06	1.4E-04
139	6.61237	1.47E-05	9.7E-05	1.05E-03	1.01E-07	0.08	1.57E-01	1.31E-09	1.0E+06	1.3E-03
140	5.52987	1.47E-05	8.1E-05	1.05E-03	8.47E-08	0.08	1.57E-01	1.09E-09	1.0E+06	1.1E-03
141	4.58597	1.47E-05	6.7E-05	1.05E-03	7.03E-08	0.08	1.57E-01	9.07E-10	1.0E+06	9.1E-04
142	3.61614	1.47E-05	5.3E-05	1.05E-03	5.54E-08	0.08	1.57E-01	7.16E-10	1.0E+06	7.2E-04
143	3.15758	1.47E-05	4.6E-05	1.05E-03	4.84E-08	0.08	1.57E-01	6.25E-10	1.0E+06	6.2E-04
144	2.71604	1.47E-05	4.0E-05	1.05E-03	4.16E-08	0.08	1.57E-01	5.37E-10	1.0E+06	5.4E-04
145	2.20625	1.47E-05	3.2E-05	1.05E-03	3.38E-08	0.08	1.57E-01	4.37E-10	1.0E+06	4.4E-04
146	1.93656	1.47E-05	2.8E-05	1.05E-03	2.97E-08	0.08	1.57E-01	3.83E-10	1.0E+06	3.8E-04
147	1.71451	1.47E-05	2.5E-05	1.05E-03	2.63E-08	0.08	1.57E-01	3.39E-10	1.0E+06	3.4E-04
148	1.46985	1.47E-05	2.2E-05	1.05E-03	2.25E-08	0.08	1.57E-01	2.91E-10	1.0E+06	2.9E-04
149	1.29854	1.47E-05	1.9E-05	1.05E-03	1.99E-08	0.08	1.57E-01	2.57E-10	1.0E+06	2.6E-04
150	1.17389	1.47E-05	1.7E-05	1.05E-03	1.80E-08	0.08	1.57E-01	2.32E-10	1.0E+06	2.3E-04
151	1.03333	1.47E-05	1.5E-05	1.05E-03	1.58E-08	0.08	1.57E-01	2.04E-10	1.0E+06	2.0E-04
152	0.90876	1.47E-05	1.3E-05	1.05E-03	1.39E-08	0.08	1.57E-01	1.80E-10	1.0E+06	1.8E-04
153	0.82556	1.47E-05	1.2E-05	1.05E-03	1.26E-08	0.08	1.57E-01	1.63E-10	1.0E+06	1.6E-04
154	0.73055	1.47E-05	1.1E-05	1.05E-03	1.12E-08	0.08	1.57E-01	1.45E-10	1.0E+06	1.4E-04
155	5.61883	1.47E-05	8.2E-05	1.05E-03	8.61E-08	0.08	1.57E-01	1.11E-09	1.0E+06	1.1E-03

0

Haul or Vendor Risk

		Cancer Risk from Birth to 2 Years								
Receptor #	Conc	g/sec	Cair	Dose Constant	Dose	ED	Risk Constant	Risk	Constant 2	Risk/ Million
156	4.79418	1.47E-05	7.0E-05	1.05E-03	7.35E-08	0.08	1.57E-01	9.49E-10	1.0E+06	9.5E-04
157	4.02371	1.47E-05	5.9E-05	1.05E-03	6.16E-08	0.08	1.57E-01	7.96E-10	1.0E+06	8.0E-04
158	3.19956	1.47E-05	4.7E-05	1.05E-03	4.90E-08	0.08	1.57E-01	6.33E-10	1.0E+06	6.3E-04
159	2.83648	1.47E-05	4.2E-05	1.05E-03	4.35E-08	0.08	1.57E-01	5.61E-10	1.0E+06	5.6E-04
160	2.46405	1.47E-05	3.6E-05	1.05E-03	3.78E-08	0.08	1.57E-01	4.88E-10	1.0E+06	4.9E-04
161	2.02437	1.47E-05	3.0E-05	1.05E-03	3.10E-08	0.08	1.57E-01	4.01E-10	1.0E+06	4.0E-04
162	1.79538	1.47E-05	2.6E-05	1.05E-03	2.75E-08	0.08	1.57E-01	3.55E-10	1.0E+06	3.6E-04
163	1.60527	1.47E-05	2.4E-05	1.05E-03	2.46E-08	0.08	1.57E-01	3.18E-10	1.0E+06	3.2E-04
164	1.38759	1.47E-05	2.0E-05	1.05E-03	2.13E-08	0.08	1.57E-01	2.75E-10	1.0E+06	2.7E-04
165	1.23382	1.47E-05	1.8E-05	1.05E-03	1.89E-08	0.08	1.57E-01	2.44E-10	1.0E+06	2.4E-04
166	1.12484	1.47E-05	1.6E-05	1.05E-03	1.72E-08	0.08	1.57E-01	2.23E-10	1.0E+06	2.2E-04
167	0.99751	1.47E-05	1.5E-05	1.05E-03	1.53E-08	0.08	1.57E-01	1.97E-10	1.0E+06	2.0E-04
168	0.87538	1.47E-05	1.3E-05	1.05E-03	1.34E-08	0.08	1.57E-01	1.73E-10	1.0E+06	1.7E-04
169	0.80333	1.47E-05	1.2E-05	1.05E-03	1.23E-08	0.08	1.57E-01	1.59E-10	1.0E+06	1.6E-04
170	0.71866	1.47E-05	1.1E-05	1.05E-03	1.10E-08	0.08	1.57E-01	1.42E-10	1.0E+06	1.4E-04
171	4.89369	1.47E-05	7.2E-05	1.05E-03	7.50E-08	0.08	1.57E-01	9.68E-10	1.0E+06	9.7E-04
172	4.23822	1.47E-05	6.2E-05	1.05E-03	6.49E-08	0.08	1.57E-01	8.39E-10	1.0E+06	8.4E-04
173	3.5815	1.47E-05	5.2E-05	1.05E-03	5.49E-08	0.08	1.57E-01	7.09E-10	1.0E+06	7.1E-04
174	2.8665	1.47E-05	4.2E-05	1.05E-03	4.39E-08	0.08	1.57E-01	5.67E-10	1.0E+06	5.7E-04
175	2.55401	1.47E-05	3.7E-05	1.05E-03	3.91E-08	0.08	1.57E-01	5.05E-10	1.0E+06	5.1E-04
176	2.2436	1.47E-05	3.3E-05	1.05E-03	3.44E-08	0.08	1.57E-01	4.44E-10	1.0E+06	4.4E-04
177	1.86418	1.47E-05	2.7E-05	1.05E-03	2.86E-08	0.08	1.57E-01	3.69E-10	1.0E+06	3.7E-04
178	1.66048	1.47E-05	2.4E-05	1.05E-03	2.54E-08	0.08	1.57E-01	3.29E-10	1.0E+06	3.3E-04
179	1.49454	1.47E-05	2.2E-05	1.05E-03	2.29E-08	0.08	1.57E-01	2.96E-10	1.0E+06	3.0E-04
180	1.30111	1.47E-05	1.9E-05	1.05E-03	1.99E-08	0.08	1.57E-01	2.57E-10	1.0E+06	2.6E-04
181	1.15995	1.47E-05	1.7E-05	1.05E-03	1.78E-08	0.08	1.57E-01	2.30E-10	1.0E+06	2.3E-04
182	1.06517	1.47E-05	1.6E-05	1.05E-03	1.63E-08	0.08	1.57E-01	2.11E-10	1.0E+06	2.1E-04
183	0.95092	1.47E-05	1.4E-05	1.05E-03	1.46E-08	0.08	1.57E-01	1.88E-10	1.0E+06	1.9E-04
184	0.8363	1.47E-05	1.2E-05	1.05E-03	1.28E-08	0.08	1.57E-01	1.65E-10	1.0E+06	1.7E-04
185	0.77225	1.47E-05	1.1E-05	1.05E-03	1.18E-08	0.08	1.57E-01	1.53E-10	1.0E+06	1.5E-04
186	0.69601	1.47E-05	1.0E-05	1.05E-03	1.07E-08	0.08	1.57E-01	1.38E-10	1.0E+06	1.4E-04

0

Haul or Vendor Risk

		Cancer Risk from Birth to 2 Years								
Receptor #	Conc	g/sec	Cair	Dose Constant	Dose	ED	Risk Constant	Risk	Constant 2	Risk/ Million
187	4.36778	1.47E-05	6.4E-05	1.05E-03	6.69E-08	0.08	1.57E-01	8.64E-10	1.0E+06	8.6E-04
188	3.80089	1.47E-05	5.6E-05	1.05E-03	5.82E-08	0.08	1.57E-01	7.52E-10	1.0E+06	7.5E-04
189	3.22347	1.47E-05	4.7E-05	1.05E-03	4.94E-08	0.08	1.57E-01	6.38E-10	1.0E+06	6.4E-04
190	2.5863	1.47E-05	3.8E-05	1.05E-03	3.96E-08	0.08	1.57E-01	5.12E-10	1.0E+06	5.1E-04
191	2.31388	1.47E-05	3.4E-05	1.05E-03	3.55E-08	0.08	1.57E-01	4.58E-10	1.0E+06	4.6E-04
192	2.05249	1.47E-05	3.0E-05	1.05E-03	3.14E-08	0.08	1.57E-01	4.06E-10	1.0E+06	4.1E-04
193	1.71095	1.47E-05	2.5E-05	1.05E-03	2.62E-08	0.08	1.57E-01	3.39E-10	1.0E+06	3.4E-04
194	1.53079	1.47E-05	2.2E-05	1.05E-03	2.35E-08	0.08	1.57E-01	3.03E-10	1.0E+06	3.0E-04
195	1.38985	1.47E-05	2.0E-05	1.05E-03	2.13E-08	0.08	1.57E-01	2.75E-10	1.0E+06	2.8E-04
196	1.21992	1.47E-05	1.8E-05	1.05E-03	1.87E-08	0.08	1.57E-01	2.41E-10	1.0E+06	2.4E-04
197	1.09269	1.47E-05	1.6E-05	1.05E-03	1.67E-08	0.08	1.57E-01	2.16E-10	1.0E+06	2.2E-04
198	1.00881	1.47E-05	1.5E-05	1.05E-03	1.55E-08	0.08	1.57E-01	2.00E-10	1.0E+06	2.0E-04
199	0.90597	1.47E-05	1.3E-05	1.05E-03	1.39E-08	0.08	1.57E-01	1.79E-10	1.0E+06	1.8E-04
200	0.79278	1.47E-05	1.2E-05	1.05E-03	1.21E-08	0.08	1.57E-01	1.57E-10	1.0E+06	1.6E-04
201	0.73859	1.47E-05	1.1E-05	1.05E-03	1.13E-08	0.08	1.57E-01	1.46E-10	1.0E+06	1.5E-04
202	0.67144	1.47E-05	9.8E-06	1.05E-03	1.03E-08	0.08	1.57E-01	1.33E-10	1.0E+06	1.3E-04
203	3.9794	1.47E-05	5.8E-05	1.05E-03	6.10E-08	0.08	1.57E-01	7.87E-10	1.0E+06	7.9E-04
204	3.46719	1.47E-05	5.1E-05	1.05E-03	5.31E-08	0.08	1.57E-01	6.86E-10	1.0E+06	6.9E-04
205	2.95601	1.47E-05	4.3E-05	1.05E-03	4.53E-08	0.08	1.57E-01	5.85E-10	1.0E+06	5.8E-04
206	2.37539	1.47E-05	3.5E-05	1.05E-03	3.64E-08	0.08	1.57E-01	4.70E-10	1.0E+06	4.7E-04
207	2.11394	1.47E-05	3.1E-05	1.05E-03	3.24E-08	0.08	1.57E-01	4.18E-10	1.0E+06	4.2E-04
208	1.88754	1.47E-05	2.8E-05	1.05E-03	2.89E-08	0.08	1.57E-01	3.74E-10	1.0E+06	3.7E-04
209	1.58052	1.47E-05	2.3E-05	1.05E-03	2.42E-08	0.08	1.57E-01	3.13E-10	1.0E+06	3.1E-04
210	1.41196	1.47E-05	2.1E-05	1.05E-03	2.16E-08	0.08	1.57E-01	2.79E-10	1.0E+06	2.8E-04
211	1.28783	1.47E-05	1.9E-05	1.05E-03	1.97E-08	0.08	1.57E-01	2.55E-10	1.0E+06	2.5E-04
212	1.14851	1.47E-05	1.7E-05	1.05E-03	1.76E-08	0.08	1.57E-01	2.27E-10	1.0E+06	2.3E-04
213	1.03851	1.47E-05	1.5E-05	1.05E-03	1.59E-08	0.08	1.57E-01	2.06E-10	1.0E+06	2.1E-04
214	0.96226	1.47E-05	1.4E-05	1.05E-03	1.47E-08	0.08	1.57E-01	1.90E-10	1.0E+06	1.9E-04
215	0.86395	1.47E-05	1.3E-05	1.05E-03	1.32E-08	0.08	1.57E-01	1.71E-10	1.0E+06	1.7E-04
216	0.7513	1.47E-05	1.1E-05	1.05E-03	1.15E-08	0.08	1.57E-01	1.49E-10	1.0E+06	1.5E-04
217	0.70358	1.47E-05	1.0E-05	1.05E-03	1.08E-08	0.08	1.57E-01	1.39E-10	1.0E+06	1.4E-04

0

Haul or Vendor Risk

		Cancer Risk from Birth to 2 Years								
Receptor #	Conc	g/sec	Cair	Dose Constant	Dose	ED	Risk Constant	Risk	Constant 2	Risk/ Million
218	0.64811	1.47E-05	9.5E-06	1.05E-03	9.93E-09	0.08	1.57E-01	1.28E-10	1.0E+06	1.3E-04
219	3.66138	1.47E-05	5.4E-05	1.05E-03	5.61E-08	0.08	1.57E-01	7.25E-10	1.0E+06	7.2E-04
220	3.20101	1.47E-05	4.7E-05	1.05E-03	4.90E-08	0.08	1.57E-01	6.33E-10	1.0E+06	6.3E-04
221	2.73219	1.47E-05	4.0E-05	1.05E-03	4.19E-08	0.08	1.57E-01	5.41E-10	1.0E+06	5.4E-04
222	2.20339	1.47E-05	3.2E-05	1.05E-03	3.38E-08	0.08	1.57E-01	4.36E-10	1.0E+06	4.4E-04
223	1.94883	1.47E-05	2.9E-05	1.05E-03	2.99E-08	0.08	1.57E-01	3.86E-10	1.0E+06	3.9E-04
224	1.73834	1.47E-05	2.5E-05	1.05E-03	2.66E-08	0.08	1.57E-01	3.44E-10	1.0E+06	3.4E-04
225	1.48285	1.47E-05	2.2E-05	1.05E-03	2.27E-08	0.08	1.57E-01	2.93E-10	1.0E+06	2.9E-04
226	1.30979	1.47E-05	1.9E-05	1.05E-03	2.01E-08	0.08	1.57E-01	2.59E-10	1.0E+06	2.6E-04
227	1.1994	1.47E-05	1.8E-05	1.05E-03	1.84E-08	0.08	1.57E-01	2.37E-10	1.0E+06	2.4E-04
228	1.08286	1.47E-05	1.6E-05	1.05E-03	1.66E-08	0.08	1.57E-01	2.14E-10	1.0E+06	2.1E-04
229	0.99514	1.47E-05	1.5E-05	1.05E-03	1.52E-08	0.08	1.57E-01	1.97E-10	1.0E+06	2.0E-04
230	0.91976	1.47E-05	1.3E-05	1.05E-03	1.41E-08	0.08	1.57E-01	1.82E-10	1.0E+06	1.8E-04
231	0.80234	1.47E-05	1.2E-05	1.05E-03	1.23E-08	0.08	1.57E-01	1.59E-10	1.0E+06	1.6E-04
232	0.71245	1.47E-05	1.0E-05	1.05E-03	1.09E-08	0.08	1.57E-01	1.41E-10	1.0E+06	1.4E-04
233	0.67073	1.47E-05	9.8E-06	1.05E-03	1.03E-08	0.08	1.57E-01	1.33E-10	1.0E+06	1.3E-04
234	0.62035	1.47E-05	9.1E-06	1.05E-03	9.50E-09	0.08	1.57E-01	1.23E-10	1.0E+06	1.2E-04
235	3.39092	1.47E-05	5.0E-05	1.05E-03	5.20E-08	0.08	1.57E-01	6.71E-10	1.0E+06	6.7E-04
236	2.97217	1.47E-05	4.4E-05	1.05E-03	4.55E-08	0.08	1.57E-01	5.88E-10	1.0E+06	5.9E-04
237	2.54207	1.47E-05	3.7E-05	1.05E-03	3.89E-08	0.08	1.57E-01	5.03E-10	1.0E+06	5.0E-04
238	2.07519	1.47E-05	3.0E-05	1.05E-03	3.18E-08	0.08	1.57E-01	4.11E-10	1.0E+06	4.1E-04
239	1.80708	1.47E-05	2.6E-05	1.05E-03	2.77E-08	0.08	1.57E-01	3.58E-10	1.0E+06	3.6E-04
240	1.62604	1.47E-05	2.4E-05	1.05E-03	2.49E-08	0.08	1.57E-01	3.22E-10	1.0E+06	3.2E-04
241	1.41878	1.47E-05	2.1E-05	1.05E-03	2.17E-08	0.08	1.57E-01	2.81E-10	1.0E+06	2.8E-04
242	1.22129	1.47E-05	1.8E-05	1.05E-03	1.87E-08	0.08	1.57E-01	2.42E-10	1.0E+06	2.4E-04
243	1.12972	1.47E-05	1.7E-05	1.05E-03	1.73E-08	0.08	1.57E-01	2.24E-10	1.0E+06	2.2E-04
244	1.03008	1.47E-05	1.5E-05	1.05E-03	1.58E-08	0.08	1.57E-01	2.04E-10	1.0E+06	2.0E-04
245	0.95441	1.47E-05	1.4E-05	1.05E-03	1.46E-08	0.08	1.57E-01	1.89E-10	1.0E+06	1.9E-04
246	0.88044	1.47E-05	1.3E-05	1.05E-03	1.35E-08	0.08	1.57E-01	1.74E-10	1.0E+06	1.7E-04
247	0.73693	1.47E-05	1.1E-05	1.05E-03	1.13E-08	0.08	1.57E-01	1.46E-10	1.0E+06	1.5E-04
248	0.68162	1.47E-05	1.0E-05	1.05E-03	1.04E-08	0.08	1.57E-01	1.35E-10	1.0E+06	1.3E-04

0

Haul or Vendor Risk

							Cancer Risk from Birth to 2 Years			
Receptor #	Conc	g/sec	Cair	Dose Constant	Dose	ED	Risk Constant	Risk	Constant 2	Risk/ Million
249	0.63868	1.47E-05	9.4E-06	1.05E-03	9.79E-09	0.08	1.57E-01	1.26E-10	1.0E+06	1.3E-04
250	0.59265	1.47E-05	8.7E-06	1.05E-03	9.08E-09	0.08	1.57E-01	1.17E-10	1.0E+06	1.2E-04
251	3.19575	1.47E-05	4.7E-05	1.05E-03	4.90E-08	0.08	1.57E-01	6.32E-10	1.0E+06	6.3E-04
252	2.76951	1.47E-05	4.1E-05	1.05E-03	4.24E-08	0.08	1.57E-01	5.48E-10	1.0E+06	5.5E-04
253	2.38914	1.47E-05	3.5E-05	1.05E-03	3.66E-08	0.08	1.57E-01	4.73E-10	1.0E+06	4.7E-04
254	2.00279	1.47E-05	2.9E-05	1.05E-03	3.07E-08	0.08	1.57E-01	3.96E-10	1.0E+06	4.0E-04
255	1.68993	1.47E-05	2.5E-05	1.05E-03	2.59E-08	0.08	1.57E-01	3.34E-10	1.0E+06	3.3E-04
256	1.53663	1.47E-05	2.3E-05	1.05E-03	2.35E-08	0.08	1.57E-01	3.04E-10	1.0E+06	3.0E-04
257	1.364	1.47E-05	2.0E-05	1.05E-03	2.09E-08	0.08	1.57E-01	2.70E-10	1.0E+06	2.7E-04
258	1.1574	1.47E-05	1.7E-05	1.05E-03	1.77E-08	0.08	1.57E-01	2.29E-10	1.0E+06	2.3E-04
259	1.06634	1.47E-05	1.6E-05	1.05E-03	1.63E-08	0.08	1.57E-01	2.11E-10	1.0E+06	2.1E-04
260	0.97769	1.47E-05	1.4E-05	1.05E-03	1.50E-08	0.08	1.57E-01	1.93E-10	1.0E+06	1.9E-04
261	0.90503	1.47E-05	1.3E-05	1.05E-03	1.39E-08	0.08	1.57E-01	1.79E-10	1.0E+06	1.8E-04
262	0.84018	1.47E-05	1.2E-05	1.05E-03	1.29E-08	0.08	1.57E-01	1.66E-10	1.0E+06	1.7E-04
263	0.7006	1.47E-05	1.0E-05	1.05E-03	1.07E-08	0.08	1.57E-01	1.39E-10	1.0E+06	1.4E-04
264	0.6597	1.47E-05	9.7E-06	1.05E-03	1.01E-08	0.08	1.57E-01	1.31E-10	1.0E+06	1.3E-04
265	0.60324	1.47E-05	8.8E-06	1.05E-03	9.24E-09	0.08	1.57E-01	1.19E-10	1.0E+06	1.2E-04
266	0.55813	1.47E-05	8.2E-06	1.05E-03	8.55E-09	0.08	1.57E-01	1.10E-10	1.0E+06	1.1E-04
267	3.11959	1.47E-05	4.6E-05	1.05E-03	4.78E-08	0.08	1.57E-01	6.17E-10	1.0E+06	6.2E-04
268	2.58145	1.47E-05	3.8E-05	1.05E-03	3.96E-08	0.08	1.57E-01	5.11E-10	1.0E+06	5.1E-04
269	2.26569	1.47E-05	3.3E-05	1.05E-03	3.47E-08	0.08	1.57E-01	4.48E-10	1.0E+06	4.5E-04
270	1.95614	1.47E-05	2.9E-05	1.05E-03	3.00E-08	0.08	1.57E-01	3.87E-10	1.0E+06	3.9E-04
271	1.60196	1.47E-05	2.3E-05	1.05E-03	2.45E-08	0.08	1.57E-01	3.17E-10	1.0E+06	3.2E-04
272	1.45263	1.47E-05	2.1E-05	1.05E-03	2.23E-08	0.08	1.57E-01	2.87E-10	1.0E+06	2.9E-04
273	1.30412	1.47E-05	1.9E-05	1.05E-03	2.00E-08	0.08	1.57E-01	2.58E-10	1.0E+06	2.6E-04
274	1.13089	1.47E-05	1.7E-05	1.05E-03	1.73E-08	0.08	1.57E-01	2.24E-10	1.0E+06	2.2E-04
275	1.00821	1.47E-05	1.5E-05	1.05E-03	1.54E-08	0.08	1.57E-01	2.00E-10	1.0E+06	2.0E-04
276	0.93564	1.47E-05	1.4E-05	1.05E-03	1.43E-08	0.08	1.57E-01	1.85E-10	1.0E+06	1.9E-04
277	0.84125	1.47E-05	1.2E-05	1.05E-03	1.29E-08	0.08	1.57E-01	1.66E-10	1.0E+06	1.7E-04
278	0.75547	1.47E-05	1.1E-05	1.05E-03	1.16E-08	0.08	1.57E-01	1.49E-10	1.0E+06	1.5E-04
279	0.68855	1.47E-05	1.0E-05	1.05E-03	1.05E-08	0.08	1.57E-01	1.36E-10	1.0E+06	1.4E-04

0

Haul or Vendor Risk

		Cancer Risk from Birth to 2 Years								
Receptor #	Conc	g/sec	Cair	Dose Constant	Dose	ED	Risk Constant	Risk	Constant 2	Risk/ Million
280	0.64515	1.47E-05	9.5E-06	1.05E-03	9.88E-09	0.08	1.57E-01	1.28E-10	1.0E+06	1.3E-04
281	0.5882	1.47E-05	8.6E-06	1.05E-03	9.01E-09	0.08	1.57E-01	1.16E-10	1.0E+06	1.2E-04
282	0.54895	1.47E-05	8.0E-06	1.05E-03	8.41E-09	0.08	1.57E-01	1.09E-10	1.0E+06	1.1E-04
283	3.12407	1.47E-05	4.6E-05	1.05E-03	4.79E-08	0.08	1.57E-01	6.18E-10	1.0E+06	6.2E-04
284	2.44466	1.47E-05	3.6E-05	1.05E-03	3.75E-08	0.08	1.57E-01	4.84E-10	1.0E+06	4.8E-04
285	2.17069	1.47E-05	3.2E-05	1.05E-03	3.33E-08	0.08	1.57E-01	4.30E-10	1.0E+06	4.3E-04
286	1.88906	1.47E-05	2.8E-05	1.05E-03	2.89E-08	0.08	1.57E-01	3.74E-10	1.0E+06	3.7E-04
287	1.56333	1.47E-05	2.3E-05	1.05E-03	2.40E-08	0.08	1.57E-01	3.09E-10	1.0E+06	3.1E-04
288	1.37606	1.47E-05	2.0E-05	1.05E-03	2.11E-08	0.08	1.57E-01	2.72E-10	1.0E+06	2.7E-04
289	1.25716	1.47E-05	1.8E-05	1.05E-03	1.93E-08	0.08	1.57E-01	2.49E-10	1.0E+06	2.5E-04
290	1.11964	1.47E-05	1.6E-05	1.05E-03	1.72E-08	0.08	1.57E-01	2.22E-10	1.0E+06	2.2E-04
291	0.96908	1.47E-05	1.4E-05	1.05E-03	1.48E-08	0.08	1.57E-01	1.92E-10	1.0E+06	1.9E-04
292	0.89906	1.47E-05	1.3E-05	1.05E-03	1.38E-08	0.08	1.57E-01	1.78E-10	1.0E+06	1.8E-04
293	0.81305	1.47E-05	1.2E-05	1.05E-03	1.25E-08	0.08	1.57E-01	1.61E-10	1.0E+06	1.6E-04
294	0.74039	1.47E-05	1.1E-05	1.05E-03	1.13E-08	0.08	1.57E-01	1.47E-10	1.0E+06	1.5E-04
295	0.68021	1.47E-05	1.0E-05	1.05E-03	1.04E-08	0.08	1.57E-01	1.35E-10	1.0E+06	1.3E-04
296	0.63215	1.47E-05	9.3E-06	1.05E-03	9.69E-09	0.08	1.57E-01	1.25E-10	1.0E+06	1.3E-04
297	0.58027	1.47E-05	8.5E-06	1.05E-03	8.89E-09	0.08	1.57E-01	1.15E-10	1.0E+06	1.1E-04
298	0.53761	1.47E-05	7.9E-06	1.05E-03	8.24E-09	0.08	1.57E-01	1.06E-10	1.0E+06	1.1E-04
299	2.3673	1.47E-05	3.5E-05	1.05E-03	3.63E-08	0.08	1.57E-01	4.68E-10	1.0E+06	4.7E-04
300	2.07588	1.47E-05	3.0E-05	1.05E-03	3.18E-08	0.08	1.57E-01	4.11E-10	1.0E+06	4.1E-04
301	1.84684	1.47E-05	2.7E-05	1.05E-03	2.83E-08	0.08	1.57E-01	3.65E-10	1.0E+06	3.7E-04
302	1.60304	1.47E-05	2.3E-05	1.05E-03	2.46E-08	0.08	1.57E-01	3.17E-10	1.0E+06	3.2E-04
303	1.38056	1.47E-05	2.0E-05	1.05E-03	2.12E-08	0.08	1.57E-01	2.73E-10	1.0E+06	2.7E-04
304	1.21221	1.47E-05	1.8E-05	1.05E-03	1.86E-08	0.08	1.57E-01	2.40E-10	1.0E+06	2.4E-04
305	1.07733	1.47E-05	1.6E-05	1.05E-03	1.65E-08	0.08	1.57E-01	2.13E-10	1.0E+06	2.1E-04
306	0.95597	1.47E-05	1.4E-05	1.05E-03	1.46E-08	0.08	1.57E-01	1.89E-10	1.0E+06	1.9E-04
307	0.87173	1.47E-05	1.3E-05	1.05E-03	1.34E-08	0.08	1.57E-01	1.73E-10	1.0E+06	1.7E-04
308	0.79628	1.47E-05	1.2E-05	1.05E-03	1.22E-08	0.08	1.57E-01	1.58E-10	1.0E+06	1.6E-04

0

Haul or Vendor Risk

		Cancer Risk from Birth to 2 Years								
Receptor #	Conc	g/sec	Cair	Dose Constant	Dose	ED	Risk Constant	Risk	Constant 2	Risk/ Million
309	0.71892	1.47E-05	1.1E-05	1.05E-03	1.10E-08	0.08	1.57E-01	1.42E-10	1.0E+06	1.4E-04
310	0.66416	1.47E-05	9.7E-06	1.05E-03	1.02E-08	0.08	1.57E-01	1.31E-10	1.0E+06	1.3E-04
311	0.62531	1.47E-05	9.2E-06	1.05E-03	9.58E-09	0.08	1.57E-01	1.24E-10	1.0E+06	1.2E-04
312	0.58519	1.47E-05	8.6E-06	1.05E-03	8.97E-09	0.08	1.57E-01	1.16E-10	1.0E+06	1.2E-04
313	0.52414	1.47E-05	7.7E-06	1.05E-03	8.03E-09	0.08	1.57E-01	1.04E-10	1.0E+06	1.0E-04
314	2.42625	1.47E-05	3.6E-05	1.05E-03	3.72E-08	0.08	1.57E-01	4.80E-10	1.0E+06	4.8E-04
315	1.96962	1.47E-05	2.9E-05	1.05E-03	3.02E-08	0.08	1.57E-01	3.90E-10	1.0E+06	3.9E-04
316	1.77895	1.47E-05	2.6E-05	1.05E-03	2.73E-08	0.08	1.57E-01	3.52E-10	1.0E+06	3.5E-04
317	1.55978	1.47E-05	2.3E-05	1.05E-03	2.39E-08	0.08	1.57E-01	3.09E-10	1.0E+06	3.1E-04
318	1.27319	1.47E-05	1.9E-05	1.05E-03	1.95E-08	0.08	1.57E-01	2.52E-10	1.0E+06	2.5E-04
319	1.16767	1.47E-05	1.7E-05	1.05E-03	1.79E-08	0.08	1.57E-01	2.31E-10	1.0E+06	2.3E-04
320	1.05803	1.47E-05	1.6E-05	1.05E-03	1.62E-08	0.08	1.57E-01	2.09E-10	1.0E+06	2.1E-04
321	0.91141	1.47E-05	1.3E-05	1.05E-03	1.40E-08	0.08	1.57E-01	1.80E-10	1.0E+06	1.8E-04
322	0.84743	1.47E-05	1.2E-05	1.05E-03	1.30E-08	0.08	1.57E-01	1.68E-10	1.0E+06	1.7E-04
323	0.7818	1.47E-05	1.1E-05	1.05E-03	1.20E-08	0.08	1.57E-01	1.55E-10	1.0E+06	1.5E-04
324	0.7093	1.47E-05	1.0E-05	1.05E-03	1.09E-08	0.08	1.57E-01	1.40E-10	1.0E+06	1.4E-04
325	0.65216	1.47E-05	9.6E-06	1.05E-03	9.99E-09	0.08	1.57E-01	1.29E-10	1.0E+06	1.3E-04
326	0.61721	1.47E-05	9.0E-06	1.05E-03	9.46E-09	0.08	1.57E-01	1.22E-10	1.0E+06	1.2E-04
327	0.57761	1.47E-05	8.5E-06	1.05E-03	8.85E-09	0.08	1.57E-01	1.14E-10	1.0E+06	1.1E-04
328	0.5113	1.47E-05	7.5E-06	1.05E-03	7.83E-09	0.08	1.57E-01	1.01E-10	1.0E+06	1.0E-04
329	2.4358	1.47E-05	3.6E-05	1.05E-03	3.73E-08	0.08	1.57E-01	4.82E-10	1.0E+06	4.8E-04
330	1.87806	1.47E-05	2.8E-05	1.05E-03	2.88E-08	0.08	1.57E-01	3.72E-10	1.0E+06	3.7E-04
331	1.69884	1.47E-05	2.5E-05	1.05E-03	2.60E-08	0.08	1.57E-01	3.36E-10	1.0E+06	3.4E-04
332	1.50216	1.47E-05	2.2E-05	1.05E-03	2.30E-08	0.08	1.57E-01	2.97E-10	1.0E+06	3.0E-04
333	1.24376	1.47E-05	1.8E-05	1.05E-03	1.91E-08	0.08	1.57E-01	2.46E-10	1.0E+06	2.5E-04
334	1.13765	1.47E-05	1.7E-05	1.05E-03	1.74E-08	0.08	1.57E-01	2.25E-10	1.0E+06	2.3E-04
335	1.04077	1.47E-05	1.5E-05	1.05E-03	1.59E-08	0.08	1.57E-01	2.06E-10	1.0E+06	2.1E-04
336	0.90045	1.47E-05	1.3E-05	1.05E-03	1.38E-08	0.08	1.57E-01	1.78E-10	1.0E+06	1.8E-04
337	0.83257	1.47E-05	1.2E-05	1.05E-03	1.28E-08	0.08	1.57E-01	1.65E-10	1.0E+06	1.6E-04
338	0.77573	1.47E-05	1.1E-05	1.05E-03	1.19E-08	0.08	1.57E-01	1.54E-10	1.0E+06	1.5E-04
339	0.70836	1.47E-05	1.0E-05	1.05E-03	1.09E-08	0.08	1.57E-01	1.40E-10	1.0E+06	1.4E-04

0

Haul or Vendor Risk

		Cancer Risk from Birth to 2 Years								
Receptor #	Conc	g/sec	Cair	Dose Constant	Dose	ED	Risk Constant	Risk	Constant 2	Risk/ Million
340	0.64247	1.47E-05	9.4E-06	1.05E-03	9.84E-09	0.08	1.57E-01	1.27E-10	1.0E+06	1.3E-04
341	0.60896	1.47E-05	8.9E-06	1.05E-03	9.33E-09	0.08	1.57E-01	1.21E-10	1.0E+06	1.2E-04
342	0.56955	1.47E-05	8.3E-06	1.05E-03	8.73E-09	0.08	1.57E-01	1.13E-10	1.0E+06	1.1E-04
343	0.50006	1.47E-05	7.3E-06	1.05E-03	7.66E-09	0.08	1.57E-01	9.90E-11	1.0E+06	9.9E-05
344	0.4431	1.47E-05	6.5E-06	1.05E-03	6.79E-09	0.08	1.57E-01	8.77E-11	1.0E+06	8.8E-05
345	2.34	1.47E-05	3.4E-05	1.05E-03	3.59E-08	0.08	1.57E-01	4.63E-10	1.0E+06	4.6E-04
346	1.79496	1.47E-05	2.6E-05	1.05E-03	2.75E-08	0.08	1.57E-01	3.55E-10	1.0E+06	3.6E-04
347	1.62381	1.47E-05	2.4E-05	1.05E-03	2.49E-08	0.08	1.57E-01	3.21E-10	1.0E+06	3.2E-04
348	1.44603	1.47E-05	2.1E-05	1.05E-03	2.22E-08	0.08	1.57E-01	2.86E-10	1.0E+06	2.9E-04
349	1.22519	1.47E-05	1.8E-05	1.05E-03	1.88E-08	0.08	1.57E-01	2.42E-10	1.0E+06	2.4E-04
350	1.11205	1.47E-05	1.6E-05	1.05E-03	1.70E-08	0.08	1.57E-01	2.20E-10	1.0E+06	2.2E-04
351	1.0191	1.47E-05	1.5E-05	1.05E-03	1.56E-08	0.08	1.57E-01	2.02E-10	1.0E+06	2.0E-04
352	0.90144	1.47E-05	1.3E-05	1.05E-03	1.38E-08	0.08	1.57E-01	1.78E-10	1.0E+06	1.8E-04
353	0.82225	1.47E-05	1.2E-05	1.05E-03	1.26E-08	0.08	1.57E-01	1.63E-10	1.0E+06	1.6E-04
354	0.76898	1.47E-05	1.1E-05	1.05E-03	1.18E-08	0.08	1.57E-01	1.52E-10	1.0E+06	1.5E-04
355	0.70553	1.47E-05	1.0E-05	1.05E-03	1.08E-08	0.08	1.57E-01	1.40E-10	1.0E+06	1.4E-04
356	0.63303	1.47E-05	9.3E-06	1.05E-03	9.70E-09	0.08	1.57E-01	1.25E-10	1.0E+06	1.3E-04
357	0.60153	1.47E-05	8.8E-06	1.05E-03	9.22E-09	0.08	1.57E-01	1.19E-10	1.0E+06	1.2E-04
358	0.56302	1.47E-05	8.3E-06	1.05E-03	8.63E-09	0.08	1.57E-01	1.11E-10	1.0E+06	1.1E-04
359	0.49987	1.47E-05	7.3E-06	1.05E-03	7.66E-09	0.08	1.57E-01	9.89E-11	1.0E+06	9.9E-05
360	0.43163	1.47E-05	6.3E-06	1.05E-03	6.61E-09	0.08	1.57E-01	8.54E-11	1.0E+06	8.5E-05

Ventura Ranch

P1- Grading Haul or Vendor Risk

Max Cancer Risk Cancer Risk	
Receptor #	**Total Risk/ Million**
1	5.4E-05
2	5.1E-05
3	4.9E-05
4	4.7E-05
5	4.5E-05
6	4.3E-05
7	4.0E-05
8	3.8E-05
9	3.5E-05
10	3.2E-05
11	2.9E-05
12	2.7E-05
13	2.4E-05
14	2.2E-05
15	2.0E-05
16	1.9E-05
17	1.6E-05
18	1.5E-05
19	1.3E-05
20	1.2E-05
21	1.1E-05
22	4.1E-05
23	3.9E-05
24	3.6E-05
25	3.3E-05
26	3.1E-05
27	2.8E-05
28	2.5E-05
29	2.3E-05
30	2.2E-05
31	1.8E-05

Max	**Receptor #**	
0.004	93	Res

Chronic Non Cancer Risk	
REL	**HI Offroad**
5	8.01E-07
5	7.60E-07
5	7.28E-07
5	6.99E-07
5	6.71E-07
5	6.34E-07
5	5.95E-07
5	5.58E-07
5	5.15E-07
5	4.72E-07
5	4.32E-07
5	3.95E-07
5	3.59E-07
5	3.26E-07
5	3.02E-07
5	2.81E-07
5	2.38E-07
5	2.24E-07
5	1.98E-07
5	1.83E-07
5	1.66E-07
5	6.13E-07
5	5.73E-07
5	5.33E-07
5	4.93E-07
5	4.53E-07
5	4.10E-07
5	3.69E-07
5	3.38E-07
5	3.22E-07
5	2.69E-07

Max	**Receptor #**	
6.142E-05	93	Res

Ventura Ranch

P1- Grading Haul or Vendor Risk

Max Cancer Risk Cancer Risk		*Chronic Non Cancer Risk*	
Receptor #	Total Risk/ Million	REL	HI Offroad
32	1.4E-05	5	2.06E-07
33	1.4E-05	5	2.01E-07
34	1.4E-05	5	2.05E-07
35	2.6E-05	5	3.87E-07
36	2.3E-05	5	3.35E-07
37	1.2E-04	5	1.76E-06
38	1.0E-04	5	1.53E-06
39	9.1E-05	5	1.35E-06
40	8.2E-05	5	1.21E-06
41	1.3E-04	5	1.94E-06
42	1.1E-04	5	1.67E-06
43	9.9E-05	5	1.46E-06
44	8.8E-05	5	1.31E-06
45	8.0E-05	5	1.19E-06
46	4.5E-05	5	6.71E-07
47	4.2E-05	5	6.22E-07
48	1.2E-04	5	1.84E-06
49	1.1E-04	5	1.60E-06
50	9.5E-05	5	1.41E-06
51	8.7E-05	5	1.29E-06
52	4.8E-05	5	7.07E-07
53	4.4E-05	5	6.51E-07
54	4.1E-05	5	6.09E-07
55	1.2E-04	5	1.76E-06
56	1.0E-04	5	1.55E-06
57	9.5E-05	5	1.40E-06
58	8.7E-05	5	1.29E-06
59	5.0E-05	5	7.45E-07
60	4.6E-05	5	6.88E-07
61	4.3E-05	5	6.40E-07
62	5.3E-05	5	7.85E-07

Ventura Ranch

P1- Grading Haul or Vendor Risk

Max Cancer Risk Cancer Risk		*Chronic Non Cancer Risk*	
Receptor #	Total Risk/ Million	REL	HI Offroad
63	4.9E-05	5	7.26E-07
64	4.5E-05	5	6.68E-07
65	5.2E-05	5	7.64E-07
66	2.0E-04	5	2.97E-06
67	1.6E-04	5	2.44E-06
68	2.5E-05	5	3.76E-07
69	2.1E-05	5	3.08E-07
70	1.8E-05	5	2.68E-07
71	1.6E-05	5	2.44E-07
72	2.3E-04	5	3.46E-06
73	1.9E-04	5	2.80E-06
74	3.2E-05	5	4.69E-07
75	2.7E-05	5	3.99E-07
76	2.2E-05	5	3.30E-07
77	1.9E-05	5	2.87E-07
78	1.8E-05	5	2.69E-07
79	2.8E-04	5	4.14E-06
80	2.2E-04	5	3.27E-06
81	3.2E-05	5	4.73E-07
82	2.9E-05	5	4.24E-07
83	2.6E-05	5	3.91E-07
84	2.6E-05	5	3.80E-07
85	2.2E-05	5	3.28E-07
86	3.4E-04	5	5.10E-06
87	2.6E-04	5	3.79E-06
88	3.1E-05	5	4.66E-07
89	3.1E-03	5	4.57E-05
90	2.3E-03	5	3.36E-05
91	3.6E-03	5	5.34E-05
92	2.2E-03	5	3.28E-05
93	4.1E-03	5	6.14E-05

Ventura Ranch

P1- Grading Haul or Vendor Risk

Max Cancer Risk Cancer Risk		*Chronic Non Cancer Risk*	
Receptor #	Total Risk/ Million	REL	HI Offroad
94	2.6E-03	5	3.82E-05
95	1.8E-03	5	2.66E-05
96	1.3E-03	5	1.95E-05
97	9.9E-04	5	1.46E-05
98	7.7E-04	5	1.14E-05
99	2.7E-03	5	4.03E-05
100	2.0E-03	5	2.90E-05
101	1.5E-03	5	2.19E-05
102	1.1E-03	5	1.70E-05
103	9.0E-04	5	1.33E-05
104	7.1E-04	5	1.05E-05
105	5.7E-04	5	8.45E-06
106	4.7E-04	5	6.92E-06
107	3.9E-04	5	5.80E-06
108	3.3E-04	5	4.93E-06
109	2.0E-03	5	2.99E-05
110	1.6E-03	5	2.31E-05
111	1.2E-03	5	1.83E-05
112	9.6E-04	5	1.43E-05
113	7.9E-04	5	1.17E-05
114	6.6E-04	5	9.74E-06
115	5.4E-04	5	8.01E-06
116	4.5E-04	5	6.69E-06
117	3.8E-04	5	5.66E-06
118	3.3E-04	5	4.82E-06
119	2.8E-04	5	4.11E-06
120	2.4E-04	5	3.53E-06
121	2.1E-04	5	3.07E-06
122	1.8E-04	5	2.66E-06
123	1.6E-03	5	2.36E-05
124	1.3E-03	5	1.91E-05

Ventura Ranch

P1- Grading Haul or Vendor Risk

Max Cancer Risk Cancer Risk		*Chronic Non Cancer Risk*	
Receptor #	Total Risk/ Million	REL	HI Offroad
125	1.0E-03	5	1.55E-05
126	8.2E-04	5	1.22E-05
127	7.0E-04	5	1.03E-05
128	6.0E-04	5	8.82E-06
129	4.8E-04	5	7.11E-06
130	4.1E-04	5	6.11E-06
131	3.6E-04	5	5.36E-06
132	3.1E-04	5	4.62E-06
133	2.7E-04	5	4.03E-06
134	2.4E-04	5	3.56E-06
135	2.1E-04	5	3.12E-06
136	1.8E-04	5	2.73E-06
137	1.6E-04	5	2.41E-06
138	1.4E-04	5	2.10E-06
139	1.3E-03	5	1.94E-05
140	1.1E-03	5	1.62E-05
141	9.1E-04	5	1.34E-05
142	7.2E-04	5	1.06E-05
143	6.2E-04	5	9.26E-06
144	5.4E-04	5	7.96E-06
145	4.4E-04	5	6.47E-06
146	3.8E-04	5	5.68E-06
147	3.4E-04	5	5.03E-06
148	2.9E-04	5	4.31E-06
149	2.6E-04	5	3.81E-06
150	2.3E-04	5	3.44E-06
151	2.0E-04	5	3.03E-06
152	1.8E-04	5	2.66E-06
153	1.6E-04	5	2.42E-06
154	1.4E-04	5	2.14E-06
155	1.1E-03	5	1.65E-05

Ventura Ranch

P1- Grading Haul or Vendor Risk

Max Cancer Risk Cancer Risk		*Chronic Non Cancer Risk*	
Receptor #	Total Risk/ Million	REL	HI Offroad
156	9.5E-04	5	1.41E-05
157	8.0E-04	5	1.18E-05
158	6.3E-04	5	9.38E-06
159	5.6E-04	5	8.32E-06
160	4.9E-04	5	7.22E-06
161	4.0E-04	5	5.93E-06
162	3.6E-04	5	5.26E-06
163	3.2E-04	5	4.71E-06
164	2.7E-04	5	4.07E-06
165	2.4E-04	5	3.62E-06
166	2.2E-04	5	3.30E-06
167	2.0E-04	5	2.92E-06
168	1.7E-04	5	2.57E-06
169	1.6E-04	5	2.36E-06
170	1.4E-04	5	2.11E-06
171	9.7E-04	5	1.43E-05
172	8.4E-04	5	1.24E-05
173	7.1E-04	5	1.05E-05
174	5.7E-04	5	8.40E-06
175	5.1E-04	5	7.49E-06
176	4.4E-04	5	6.58E-06
177	3.7E-04	5	5.47E-06
178	3.3E-04	5	4.87E-06
179	3.0E-04	5	4.38E-06
180	2.6E-04	5	3.81E-06
181	2.3E-04	5	3.40E-06
182	2.1E-04	5	3.12E-06
183	1.9E-04	5	2.79E-06
184	1.7E-04	5	2.45E-06
185	1.5E-04	5	2.26E-06
186	1.4E-04	5	2.04E-06

Ventura Ranch

P1- Grading Haul or Vendor Risk

Max Cancer Risk Cancer Risk		*Chronic Non Cancer Risk*	
Receptor #	Total Risk/ Million	REL	HI Offroad
187	8.6E-04	5	1.28E-05
188	7.5E-04	5	1.11E-05
189	6.4E-04	5	9.45E-06
190	5.1E-04	5	7.58E-06
191	4.6E-04	5	6.78E-06
192	4.1E-04	5	6.02E-06
193	3.4E-04	5	5.02E-06
194	3.0E-04	5	4.49E-06
195	2.8E-04	5	4.07E-06
196	2.4E-04	5	3.58E-06
197	2.2E-04	5	3.20E-06
198	2.0E-04	5	2.96E-06
199	1.8E-04	5	2.66E-06
200	1.6E-04	5	2.32E-06
201	1.5E-04	5	2.17E-06
202	1.3E-04	5	1.97E-06
203	7.9E-04	5	1.17E-05
204	6.9E-04	5	1.02E-05
205	5.8E-04	5	8.67E-06
206	4.7E-04	5	6.96E-06
207	4.2E-04	5	6.20E-06
208	3.7E-04	5	5.53E-06
209	3.1E-04	5	4.63E-06
210	2.8E-04	5	4.14E-06
211	2.5E-04	5	3.78E-06
212	2.3E-04	5	3.37E-06
213	2.1E-04	5	3.04E-06
214	1.9E-04	5	2.82E-06
215	1.7E-04	5	2.53E-06
216	1.5E-04	5	2.20E-06
217	1.4E-04	5	2.06E-06

Ventura Ranch

P1- Grading Haul or Vendor Risk

Max Cancer Risk Cancer Risk		*Chronic Non Cancer Risk*	
Receptor #	Total Risk/ Million	REL	HI Offroad
218	1.3E-04	5	1.90E-06
219	7.2E-04	5	1.07E-05
220	6.3E-04	5	9.38E-06
221	5.4E-04	5	8.01E-06
222	4.4E-04	5	6.46E-06
223	3.9E-04	5	5.71E-06
224	3.4E-04	5	5.10E-06
225	2.9E-04	5	4.35E-06
226	2.6E-04	5	3.84E-06
227	2.4E-04	5	3.52E-06
228	2.1E-04	5	3.17E-06
229	2.0E-04	5	2.92E-06
230	1.8E-04	5	2.70E-06
231	1.6E-04	5	2.35E-06
232	1.4E-04	5	2.09E-06
233	1.3E-04	5	1.97E-06
234	1.2E-04	5	1.82E-06
235	6.7E-04	5	9.94E-06
236	5.9E-04	5	8.71E-06
237	5.0E-04	5	7.45E-06
238	4.1E-04	5	6.08E-06
239	3.6E-04	5	5.30E-06
240	3.2E-04	5	4.77E-06
241	2.8E-04	5	4.16E-06
242	2.4E-04	5	3.58E-06
243	2.2E-04	5	3.31E-06
244	2.0E-04	5	3.02E-06
245	1.9E-04	5	2.80E-06
246	1.7E-04	5	2.58E-06
247	1.5E-04	5	2.16E-06
248	1.3E-04	5	2.00E-06

Ventura Ranch

P1- Grading Haul or Vendor Risk

Max Cancer Risk Cancer Risk		*Chronic Non Cancer Risk*	
Receptor #	Total Risk/ Million	REL	HI Offroad
249	1.3E-04	5	1.87E-06
250	1.2E-04	5	1.74E-06
251	6.3E-04	5	9.37E-06
252	5.5E-04	5	8.12E-06
253	4.7E-04	5	7.00E-06
254	4.0E-04	5	5.87E-06
255	3.3E-04	5	4.95E-06
256	3.0E-04	5	4.50E-06
257	2.7E-04	5	4.00E-06
258	2.3E-04	5	3.39E-06
259	2.1E-04	5	3.13E-06
260	1.9E-04	5	2.87E-06
261	1.8E-04	5	2.65E-06
262	1.7E-04	5	2.46E-06
263	1.4E-04	5	2.05E-06
264	1.3E-04	5	1.93E-06
265	1.2E-04	5	1.77E-06
266	1.1E-04	5	1.64E-06
267	6.2E-04	5	9.15E-06
268	5.1E-04	5	7.57E-06
269	4.5E-04	5	6.64E-06
270	3.9E-04	5	5.73E-06
271	3.2E-04	5	4.70E-06
272	2.9E-04	5	4.26E-06
273	2.6E-04	5	3.82E-06
274	2.2E-04	5	3.32E-06
275	2.0E-04	5	2.96E-06
276	1.9E-04	5	2.74E-06
277	1.7E-04	5	2.47E-06
278	1.5E-04	5	2.21E-06
279	1.4E-04	5	2.02E-06

Ventura Ranch

P1- Grading Haul or Vendor Risk

Max Cancer Risk Cancer Risk		*Chronic Non Cancer Risk*	
Receptor #	Total Risk/ Million	REL	HI Offroad
280	1.3E-04	5	1.89E-06
281	1.2E-04	5	1.72E-06
282	1.1E-04	5	1.61E-06
283	6.2E-04	5	9.16E-06
284	4.8E-04	5	7.17E-06
285	4.3E-04	5	6.36E-06
286	3.7E-04	5	5.54E-06
287	3.1E-04	5	4.58E-06
288	2.7E-04	5	4.03E-06
289	2.5E-04	5	3.69E-06
290	2.2E-04	5	3.28E-06
291	1.9E-04	5	2.84E-06
292	1.8E-04	5	2.64E-06
293	1.6E-04	5	2.38E-06
294	1.5E-04	5	2.17E-06
295	1.3E-04	5	1.99E-06
296	1.3E-04	5	1.85E-06
297	1.1E-04	5	1.70E-06
298	1.1E-04	5	1.58E-06
299	4.7E-04	5	6.94E-06
300	4.1E-04	5	6.09E-06
301	3.7E-04	5	5.41E-06
302	3.2E-04	5	4.70E-06
303	2.7E-04	5	4.05E-06
304	2.4E-04	5	3.55E-06
305	2.1E-04	5	3.16E-06
306	1.9E-04	5	2.80E-06
307	1.7E-04	5	2.56E-06
308	1.6E-04	5	2.33E-06

Ventura Ranch

P1- Grading Haul or Vendor Risk

Max Cancer Risk Cancer Risk		*Chronic Non Cancer Risk*	
Receptor #	Total Risk/ Million	REL	HI Offroad
309	1.4E-04	5	2.11E-06
310	1.3E-04	5	1.95E-06
311	1.2E-04	5	1.83E-06
312	1.2E-04	5	1.72E-06
313	1.0E-04	5	1.54E-06
314	4.8E-04	5	7.11E-06
315	3.9E-04	5	5.77E-06
316	3.5E-04	5	5.22E-06
317	3.1E-04	5	4.57E-06
318	2.5E-04	5	3.73E-06
319	2.3E-04	5	3.42E-06
320	2.1E-04	5	3.10E-06
321	1.8E-04	5	2.67E-06
322	1.7E-04	5	2.48E-06
323	1.5E-04	5	2.29E-06
324	1.4E-04	5	2.08E-06
325	1.3E-04	5	1.91E-06
326	1.2E-04	5	1.81E-06
327	1.1E-04	5	1.69E-06
328	1.0E-04	5	1.50E-06
329	4.8E-04	5	7.14E-06
330	3.7E-04	5	5.51E-06
331	3.4E-04	5	4.98E-06
332	3.0E-04	5	4.40E-06
333	2.5E-04	5	3.65E-06
334	2.3E-04	5	3.34E-06
335	2.1E-04	5	3.05E-06
336	1.8E-04	5	2.64E-06
337	1.6E-04	5	2.44E-06
338	1.5E-04	5	2.27E-06
339	1.4E-04	5	2.08E-06

Ventura Ranch

P1- Grading Haul or Vendor Risk

Max Cancer Risk Cancer Risk		*Chronic Non Cancer Risk*	
Receptor #	Total Risk/ Million	REL	HI Offroad
340	1.3E-04	5	1.88E-06
341	1.2E-04	5	1.79E-06
342	1.1E-04	5	1.67E-06
343	9.9E-05	5	1.47E-06
344	8.8E-05	5	1.30E-06
345	4.6E-04	5	6.86E-06
346	3.6E-04	5	5.26E-06
347	3.2E-04	5	4.76E-06
348	2.9E-04	5	4.24E-06
349	2.4E-04	5	3.59E-06
350	2.2E-04	5	3.26E-06
351	2.0E-04	5	2.99E-06
352	1.8E-04	5	2.64E-06
353	1.6E-04	5	2.41E-06
354	1.5E-04	5	2.25E-06
355	1.4E-04	5	2.07E-06
356	1.3E-04	5	1.86E-06
357	1.2E-04	5	1.76E-06
358	1.1E-04	5	1.65E-06
359	9.9E-05	5	1.47E-06
360	8.5E-05	5	1.27E-06

Ventura Ranch

P1- Building Construction

		Cancer Risk from Birth to 2 years								
Receptor #	Conc	g/sec	Cair	Dose Constant	Dose	ED	Risk Constant	Risk	Constant 2	Risk/ Million
1	1.66315	4.79E-03	8.0E-03	1.05E-03	8.32E-06	0.84	1.57E-01	1.10E-06	1.0E+06	1.1E+00
2	1.42104	4.79E-03	6.8E-03	1.05E-03	7.11E-06	0.84	1.57E-01	9.37E-07	1.0E+06	9.4E-01
3	1.19747	4.79E-03	5.7E-03	1.05E-03	5.99E-06	0.84	1.57E-01	7.89E-07	1.0E+06	7.9E-01
4	0.99798	4.79E-03	4.8E-03	1.05E-03	4.99E-06	0.84	1.57E-01	6.58E-07	1.0E+06	6.6E-01
5	0.82463	4.79E-03	3.9E-03	1.05E-03	4.13E-06	0.84	1.57E-01	5.44E-07	1.0E+06	5.4E-01
6	0.67755	4.79E-03	3.2E-03	1.05E-03	3.39E-06	0.84	1.57E-01	4.47E-07	1.0E+06	4.5E-01
7	0.55367	4.79E-03	2.7E-03	1.05E-03	2.77E-06	0.84	1.57E-01	3.65E-07	1.0E+06	3.7E-01
8	0.45257	4.79E-03	2.2E-03	1.05E-03	2.26E-06	0.84	1.57E-01	2.98E-07	1.0E+06	3.0E-01
9	0.37183	4.79E-03	1.8E-03	1.05E-03	1.86E-06	0.84	1.57E-01	2.45E-07	1.0E+06	2.5E-01
10	0.30746	4.79E-03	1.5E-03	1.05E-03	1.54E-06	0.84	1.57E-01	2.03E-07	1.0E+06	2.0E-01
11	0.2558	4.79E-03	1.2E-03	1.05E-03	1.28E-06	0.84	1.57E-01	1.69E-07	1.0E+06	1.7E-01
12	0.2155	4.79E-03	1.0E-03	1.05E-03	1.08E-06	0.84	1.57E-01	1.42E-07	1.0E+06	1.4E-01
13	0.184	4.79E-03	8.8E-04	1.05E-03	9.21E-07	0.84	1.57E-01	1.21E-07	1.0E+06	1.2E-01
14	0.14323	4.79E-03	6.9E-04	1.05E-03	7.17E-07	0.84	1.57E-01	9.44E-08	1.0E+06	9.4E-02
15	0.12576	4.79E-03	6.0E-04	1.05E-03	6.29E-07	0.84	1.57E-01	8.29E-08	1.0E+06	8.3E-02
16	0.11245	4.79E-03	5.4E-04	1.05E-03	5.63E-07	0.84	1.57E-01	7.41E-08	1.0E+06	7.4E-02
17	0.09662	4.79E-03	4.6E-04	1.05E-03	4.84E-07	0.84	1.57E-01	6.37E-08	1.0E+06	6.4E-02
18	0.08857	4.79E-03	4.2E-04	1.05E-03	4.43E-07	0.84	1.57E-01	5.84E-08	1.0E+06	5.8E-02
19	0.07744	4.79E-03	3.7E-04	1.05E-03	3.88E-07	0.84	1.57E-01	5.11E-08	1.0E+06	5.1E-02
20	0.0701	4.79E-03	3.4E-04	1.05E-03	3.51E-07	0.84	1.57E-01	4.62E-08	1.0E+06	4.6E-02
21	0.06193	4.79E-03	3.0E-04	1.05E-03	3.10E-07	0.84	1.57E-01	4.08E-08	1.0E+06	4.1E-02
22	0.5668	4.79E-03	2.7E-03	1.05E-03	2.84E-06	0.84	1.57E-01	3.74E-07	1.0E+06	3.7E-01
23	0.46004	4.79E-03	2.2E-03	1.05E-03	2.30E-06	0.84	1.57E-01	3.03E-07	1.0E+06	3.0E-01
24	0.37558	4.79E-03	1.8E-03	1.05E-03	1.88E-06	0.84	1.57E-01	2.48E-07	1.0E+06	2.5E-01
25	0.30926	4.79E-03	1.5E-03	1.05E-03	1.55E-06	0.84	1.57E-01	2.04E-07	1.0E+06	2.0E-01
26	0.25687	4.79E-03	1.2E-03	1.05E-03	1.29E-06	0.84	1.57E-01	1.69E-07	1.0E+06	1.7E-01
27	0.21617	4.79E-03	1.0E-03	1.05E-03	1.08E-06	0.84	1.57E-01	1.43E-07	1.0E+06	1.4E-01
28	0.16812	4.79E-03	8.0E-04	1.05E-03	8.41E-07	0.84	1.57E-01	1.11E-07	1.0E+06	1.1E-01
29	0.14497	4.79E-03	6.9E-04	1.05E-03	7.25E-07	0.84	1.57E-01	9.56E-08	1.0E+06	9.6E-02
30	0.1293	4.79E-03	6.2E-04	1.05E-03	6.47E-07	0.84	1.57E-01	8.52E-08	1.0E+06	8.5E-02
31	0.11044	4.79E-03	5.3E-04	1.05E-03	5.53E-07	0.84	1.57E-01	7.28E-08	1.0E+06	7.3E-02

Ventura Ranch

P1- Building Construction

		Cancer Risk from Birth to 2 years								
Receptor #	Conc	g/sec	Cair	Dose Constant	Dose	ED	Risk Constant	Risk	Constant 2	Risk/ Million
32	0.08599	4.79E-03	4.1E-04	1.05E-03	4.30E-07	0.84	1.57E-01	5.67E-08	1.0E+06	5.7E-02
33	0.08095	4.79E-03	3.9E-04	1.05E-03	4.05E-07	0.84	1.57E-01	5.34E-08	1.0E+06	5.3E-02
34	0.0796	4.79E-03	3.8E-04	1.05E-03	3.98E-07	0.84	1.57E-01	5.25E-08	1.0E+06	5.2E-02
35	0.16303	4.79E-03	7.8E-04	1.05E-03	8.16E-07	0.84	1.57E-01	1.07E-07	1.0E+06	1.1E-01
36	0.13189	4.79E-03	6.3E-04	1.05E-03	6.60E-07	0.84	1.57E-01	8.70E-08	1.0E+06	8.7E-02
37	3.7612	4.79E-03	1.8E-02	1.05E-03	1.88E-05	0.84	1.57E-01	2.48E-06	1.0E+06	2.5E+00
38	3.67731	4.79E-03	1.8E-02	1.05E-03	1.84E-05	0.84	1.57E-01	2.42E-06	1.0E+06	2.4E+00
39	3.43424	4.79E-03	1.6E-02	1.05E-03	1.72E-05	0.84	1.57E-01	2.26E-06	1.0E+06	2.3E+00
40	3.09047	4.79E-03	1.5E-02	1.05E-03	1.55E-05	0.84	1.57E-01	2.04E-06	1.0E+06	2.0E+00
41	4.22298	4.79E-03	2.0E-02	1.05E-03	2.11E-05	0.84	1.57E-01	2.78E-06	1.0E+06	2.8E+00
42	4.15106	4.79E-03	2.0E-02	1.05E-03	2.08E-05	0.84	1.57E-01	2.74E-06	1.0E+06	2.7E+00
43	3.87897	4.79E-03	1.9E-02	1.05E-03	1.94E-05	0.84	1.57E-01	2.56E-06	1.0E+06	2.6E+00
44	3.48674	4.79E-03	1.7E-02	1.05E-03	1.74E-05	0.84	1.57E-01	2.30E-06	1.0E+06	2.3E+00
45	3.03	4.79E-03	1.5E-02	1.05E-03	1.52E-05	0.84	1.57E-01	2.00E-06	1.0E+06	2.0E+00
46	0.48883	4.79E-03	2.3E-03	1.05E-03	2.45E-06	0.84	1.57E-01	3.22E-07	1.0E+06	3.2E-01
47	0.39139	4.79E-03	1.9E-03	1.05E-03	1.96E-06	0.84	1.57E-01	2.58E-07	1.0E+06	2.6E-01
48	4.71177	4.79E-03	2.3E-02	1.05E-03	2.36E-05	0.84	1.57E-01	3.11E-06	1.0E+06	3.1E+00
49	4.42907	4.79E-03	2.1E-02	1.05E-03	2.22E-05	0.84	1.57E-01	2.92E-06	1.0E+06	2.9E+00
50	3.9608	4.79E-03	1.9E-02	1.05E-03	1.98E-05	0.84	1.57E-01	2.61E-06	1.0E+06	2.6E+00
51	3.38592	4.79E-03	1.6E-02	1.05E-03	1.69E-05	0.84	1.57E-01	2.23E-06	1.0E+06	2.2E+00
52	0.49697	4.79E-03	2.4E-03	1.05E-03	2.49E-06	0.84	1.57E-01	3.28E-07	1.0E+06	3.3E-01
53	0.3962	4.79E-03	1.9E-03	1.05E-03	1.98E-06	0.84	1.57E-01	2.61E-07	1.0E+06	2.6E-01
54	0.32206	4.79E-03	1.5E-03	1.05E-03	1.61E-06	0.84	1.57E-01	2.12E-07	1.0E+06	2.1E-01
55	5.02628	4.79E-03	2.4E-02	1.05E-03	2.52E-05	0.84	1.57E-01	3.31E-06	1.0E+06	3.3E+00
56	4.4815	4.79E-03	2.1E-02	1.05E-03	2.24E-05	0.84	1.57E-01	2.95E-06	1.0E+06	3.0E+00
57	3.78963	4.79E-03	1.8E-02	1.05E-03	1.90E-05	0.84	1.57E-01	2.50E-06	1.0E+06	2.5E+00
58	3.06312	4.79E-03	1.5E-02	1.05E-03	1.53E-05	0.84	1.57E-01	2.02E-06	1.0E+06	2.0E+00
59	0.50615	4.79E-03	2.4E-03	1.05E-03	2.53E-06	0.84	1.57E-01	3.34E-07	1.0E+06	3.3E-01
60	0.40218	4.79E-03	1.9E-03	1.05E-03	2.01E-06	0.84	1.57E-01	2.65E-07	1.0E+06	2.7E-01
61	0.32675	4.79E-03	1.6E-03	1.05E-03	1.64E-06	0.84	1.57E-01	2.15E-07	1.0E+06	2.2E-01
62	0.5165	4.79E-03	2.5E-03	1.05E-03	2.58E-06	0.84	1.57E-01	3.41E-07	1.0E+06	3.4E-01

Ventura Ranch

P1- Building Construction

		Cancer Risk from Birth to 2 years								
Receptor #	Conc	g/sec	Cair	Dose Constant	Dose	ED	Risk Constant	Risk	Constant 2	Risk/ Million
63	0.40914	4.79E-03	2.0E-03	1.05E-03	2.05E-06	0.84	1.57E-01	2.70E-07	1.0E+06	2.7E-01
64	0.33249	4.79E-03	1.6E-03	1.05E-03	1.66E-06	0.84	1.57E-01	2.19E-07	1.0E+06	2.2E-01
65	0.41776	4.79E-03	2.0E-03	1.05E-03	2.09E-06	0.84	1.57E-01	2.75E-07	1.0E+06	2.8E-01
66	8.92531	4.79E-03	4.3E-02	1.05E-03	4.47E-05	0.84	1.57E-01	5.88E-06	1.0E+06	5.9E+00
67	8.45321	4.79E-03	4.0E-02	1.05E-03	4.23E-05	0.84	1.57E-01	5.57E-06	1.0E+06	5.6E+00
68	0.15173	4.79E-03	7.3E-04	1.05E-03	7.59E-07	0.84	1.57E-01	1.00E-07	1.0E+06	1.0E-01
69	0.13328	4.79E-03	6.4E-04	1.05E-03	6.67E-07	0.84	1.57E-01	8.79E-08	1.0E+06	8.8E-02
70	0.11864	4.79E-03	5.7E-04	1.05E-03	5.94E-07	0.84	1.57E-01	7.82E-08	1.0E+06	7.8E-02
71	0.10807	4.79E-03	5.2E-04	1.05E-03	5.41E-07	0.84	1.57E-01	7.12E-08	1.0E+06	7.1E-02
72	11.14512	4.79E-03	5.3E-02	1.05E-03	5.58E-05	0.84	1.57E-01	7.35E-06	1.0E+06	7.3E+00
73	10.47273	4.79E-03	5.0E-02	1.05E-03	5.24E-05	0.84	1.57E-01	6.90E-06	1.0E+06	6.9E+00
74	0.18085	4.79E-03	8.7E-04	1.05E-03	9.05E-07	0.84	1.57E-01	1.19E-07	1.0E+06	1.2E-01
75	0.16252	4.79E-03	7.8E-04	1.05E-03	8.13E-07	0.84	1.57E-01	1.07E-07	1.0E+06	1.1E-01
76	0.14406	4.79E-03	6.9E-04	1.05E-03	7.21E-07	0.84	1.57E-01	9.50E-08	1.0E+06	9.5E-02
77	0.12884	4.79E-03	6.2E-04	1.05E-03	6.45E-07	0.84	1.57E-01	8.49E-08	1.0E+06	8.5E-02
78	0.11975	4.79E-03	5.7E-04	1.05E-03	5.99E-07	0.84	1.57E-01	7.89E-08	1.0E+06	7.9E-02
79	14.42925	4.79E-03	6.9E-02	1.05E-03	7.22E-05	0.84	1.57E-01	9.51E-06	1.0E+06	9.5E+00
80	13.41924	4.79E-03	6.4E-02	1.05E-03	6.72E-05	0.84	1.57E-01	8.85E-06	1.0E+06	8.8E+00
81	0.19329	4.79E-03	9.3E-04	1.05E-03	9.67E-07	0.84	1.57E-01	1.27E-07	1.0E+06	1.3E-01
82	0.17575	4.79E-03	8.4E-04	1.05E-03	8.80E-07	0.84	1.57E-01	1.16E-07	1.0E+06	1.2E-01
83	0.16165	4.79E-03	7.7E-04	1.05E-03	8.09E-07	0.84	1.57E-01	1.07E-07	1.0E+06	1.1E-01
84	0.15127	4.79E-03	7.2E-04	1.05E-03	7.57E-07	0.84	1.57E-01	9.97E-08	1.0E+06	1.0E-01
85	0.13733	4.79E-03	6.6E-04	1.05E-03	6.87E-07	0.84	1.57E-01	9.05E-08	1.0E+06	9.1E-02
86	19.96002	4.79E-03	9.6E-02	1.05E-03	9.99E-05	0.84	1.57E-01	1.32E-05	1.0E+06	1.3E+01
87	17.78105	4.79E-03	8.5E-02	1.05E-03	8.90E-05	0.84	1.57E-01	1.17E-05	1.0E+06	1.2E+01
88	0.19432	4.79E-03	9.3E-04	1.05E-03	9.72E-07	0.84	1.57E-01	1.28E-07	1.0E+06	1.3E-01
89	5.58616	4.79E-03	2.7E-02	1.05E-03	2.80E-05	0.84	1.57E-01	3.68E-06	1.0E+06	3.7E+00
90	2.73112	4.79E-03	1.3E-02	1.05E-03	1.37E-05	0.84	1.57E-01	1.80E-06	1.0E+06	1.8E+00
91	3.86342	4.79E-03	1.8E-02	1.05E-03	1.93E-05	0.84	1.57E-01	2.55E-06	1.0E+06	2.5E+00
92	6.09692	4.79E-03	2.9E-02	1.05E-03	3.05E-05	0.84	1.57E-01	4.02E-06	1.0E+06	4.0E+00
93	1.97265	4.79E-03	9.4E-03	1.05E-03	9.87E-06	0.84	1.57E-01	1.30E-06	1.0E+06	1.3E+00

Ventura Ranch

P1- Building Construction

		Cancer Risk from Birth to 2 years								
Receptor #	Conc	g/sec	Cair	Dose Constant	Dose	ED	Risk Constant	Risk	Constant 2	Risk/ Million
94	2.56572	4.79E-03	1.2E-02	1.05E-03	1.28E-05	0.84	1.57E-01	1.69E-06	1.0E+06	1.7E+00
95	3.53423	4.79E-03	1.7E-02	1.05E-03	1.77E-05	0.84	1.57E-01	2.33E-06	1.0E+06	2.3E+00
96	5.67967	4.79E-03	2.7E-02	1.05E-03	2.84E-05	0.84	1.57E-01	3.74E-06	1.0E+06	3.7E+00
97	10.78454	4.79E-03	5.2E-02	1.05E-03	5.40E-05	0.84	1.57E-01	7.11E-06	1.0E+06	7.1E+00
98	18.33125	4.79E-03	8.8E-02	1.05E-03	9.17E-05	0.84	1.57E-01	1.21E-05	1.0E+06	1.2E+01
99	1.40703	4.79E-03	6.7E-03	1.05E-03	7.04E-06	0.84	1.57E-01	9.28E-07	1.0E+06	9.3E-01
100	1.72642	4.79E-03	8.3E-03	1.05E-03	8.64E-06	0.84	1.57E-01	1.14E-06	1.0E+06	1.1E+00
101	2.21664	4.79E-03	1.1E-02	1.05E-03	1.11E-05	0.84	1.57E-01	1.46E-06	1.0E+06	1.5E+00
102	3.15092	4.79E-03	1.5E-02	1.05E-03	1.58E-05	0.84	1.57E-01	2.08E-06	1.0E+06	2.1E+00
103	4.87901	4.79E-03	2.3E-02	1.05E-03	2.44E-05	0.84	1.57E-01	3.22E-06	1.0E+06	3.2E+00
104	7.74223	4.79E-03	3.7E-02	1.05E-03	3.87E-05	0.84	1.57E-01	5.10E-06	1.0E+06	5.1E+00
105	11.47615	4.79E-03	5.5E-02	1.05E-03	5.74E-05	0.84	1.57E-01	7.57E-06	1.0E+06	7.6E+00
106	15.02884	4.79E-03	7.2E-02	1.05E-03	7.52E-05	0.84	1.57E-01	9.91E-06	1.0E+06	9.9E+00
107	17.30465	4.79E-03	8.3E-02	1.05E-03	8.66E-05	0.84	1.57E-01	1.14E-05	1.0E+06	1.1E+01
108	16.00399	4.79E-03	7.7E-02	1.05E-03	8.01E-05	0.84	1.57E-01	1.06E-05	1.0E+06	1.1E+01
109	1.02265	4.79E-03	4.9E-03	1.05E-03	5.12E-06	0.84	1.57E-01	6.74E-07	1.0E+06	6.7E-01
110	1.21587	4.79E-03	5.8E-03	1.05E-03	6.08E-06	0.84	1.57E-01	8.02E-07	1.0E+06	8.0E-01
111	1.52088	4.79E-03	7.3E-03	1.05E-03	7.61E-06	0.84	1.57E-01	1.00E-06	1.0E+06	1.0E+00
112	2.05758	4.79E-03	9.9E-03	1.05E-03	1.03E-05	0.84	1.57E-01	1.36E-06	1.0E+06	1.4E+00
113	2.83873	4.79E-03	1.4E-02	1.05E-03	1.42E-05	0.84	1.57E-01	1.87E-06	1.0E+06	1.9E+00
114	3.96065	4.79E-03	1.9E-02	1.05E-03	1.98E-05	0.84	1.57E-01	2.61E-06	1.0E+06	2.6E+00
115	5.45581	4.79E-03	2.6E-02	1.05E-03	2.73E-05	0.84	1.57E-01	3.60E-06	1.0E+06	3.6E+00
116	7.07845	4.79E-03	3.4E-02	1.05E-03	3.54E-05	0.84	1.57E-01	4.67E-06	1.0E+06	4.7E+00
117	8.21985	4.79E-03	3.9E-02	1.05E-03	4.11E-05	0.84	1.57E-01	5.42E-06	1.0E+06	5.4E+00
118	8.64919	4.79E-03	4.1E-02	1.05E-03	4.33E-05	0.84	1.57E-01	5.70E-06	1.0E+06	5.7E+00
119	8.24224	4.79E-03	3.9E-02	1.05E-03	4.12E-05	0.84	1.57E-01	5.43E-06	1.0E+06	5.4E+00
120	7.33529	4.79E-03	3.5E-02	1.05E-03	3.67E-05	0.84	1.57E-01	4.84E-06	1.0E+06	4.8E+00
121	6.31894	4.79E-03	3.0E-02	1.05E-03	3.16E-05	0.84	1.57E-01	4.17E-06	1.0E+06	4.2E+00
122	5.31636	4.79E-03	2.5E-02	1.05E-03	2.66E-05	0.84	1.57E-01	3.50E-06	1.0E+06	3.5E+00
123	0.77027	4.79E-03	3.7E-03	1.05E-03	3.85E-06	0.84	1.57E-01	5.08E-07	1.0E+06	5.1E-01
124	0.9027	4.79E-03	4.3E-03	1.05E-03	4.52E-06	0.84	1.57E-01	5.95E-07	1.0E+06	6.0E-01

Ventura Ranch

P1- Building Construction

		Cancer Risk from Birth to 2 years								
Receptor #	Conc	g/sec	Cair	Dose Constant	Dose	ED	Risk Constant	Risk	Constant 2	Risk/ Million
125	1.10692	4.79E-03	5.3E-03	1.05E-03	5.54E-06	0.84	1.57E-01	7.30E-07	1.0E+06	7.3E-01
126	1.42733	4.79E-03	6.8E-03	1.05E-03	7.14E-06	0.84	1.57E-01	9.41E-07	1.0E+06	9.4E-01
127	1.85187	4.79E-03	8.9E-03	1.05E-03	9.27E-06	0.84	1.57E-01	1.22E-06	1.0E+06	1.2E+00
128	2.42348	4.79E-03	1.2E-02	1.05E-03	1.21E-05	0.84	1.57E-01	1.60E-06	1.0E+06	1.6E+00
129	3.06841	4.79E-03	1.5E-02	1.05E-03	1.54E-05	0.84	1.57E-01	2.02E-06	1.0E+06	2.0E+00
130	3.77008	4.79E-03	1.8E-02	1.05E-03	1.89E-05	0.84	1.57E-01	2.49E-06	1.0E+06	2.5E+00
131	4.48546	4.79E-03	2.1E-02	1.05E-03	2.24E-05	0.84	1.57E-01	2.96E-06	1.0E+06	3.0E+00
132	4.92145	4.79E-03	2.4E-02	1.05E-03	2.46E-05	0.84	1.57E-01	3.24E-06	1.0E+06	3.2E+00
133	5.12357	4.79E-03	2.5E-02	1.05E-03	2.56E-05	0.84	1.57E-01	3.38E-06	1.0E+06	3.4E+00
134	5.07869	4.79E-03	2.4E-02	1.05E-03	2.54E-05	0.84	1.57E-01	3.35E-06	1.0E+06	3.3E+00
135	4.76349	4.79E-03	2.3E-02	1.05E-03	2.38E-05	0.84	1.57E-01	3.14E-06	1.0E+06	3.1E+00
136	4.32716	4.79E-03	2.1E-02	1.05E-03	2.17E-05	0.84	1.57E-01	2.85E-06	1.0E+06	2.9E+00
137	3.8545	4.79E-03	1.8E-02	1.05E-03	1.93E-05	0.84	1.57E-01	2.54E-06	1.0E+06	2.5E+00
138	3.36493	4.79E-03	1.6E-02	1.05E-03	1.68E-05	0.84	1.57E-01	2.22E-06	1.0E+06	2.2E+00
139	0.60238	4.79E-03	2.9E-03	1.05E-03	3.01E-06	0.84	1.57E-01	3.97E-07	1.0E+06	4.0E-01
140	0.70002	4.79E-03	3.4E-03	1.05E-03	3.50E-06	0.84	1.57E-01	4.62E-07	1.0E+06	4.6E-01
141	0.84296	4.79E-03	4.0E-03	1.05E-03	4.22E-06	0.84	1.57E-01	5.56E-07	1.0E+06	5.6E-01
142	1.04818	4.79E-03	5.0E-03	1.05E-03	5.25E-06	0.84	1.57E-01	6.91E-07	1.0E+06	6.9E-01
143	1.30765	4.79E-03	6.3E-03	1.05E-03	6.54E-06	0.84	1.57E-01	8.62E-07	1.0E+06	8.6E-01
144	1.63798	4.79E-03	7.8E-03	1.05E-03	8.20E-06	0.84	1.57E-01	1.08E-06	1.0E+06	1.1E+00
145	1.95005	4.79E-03	9.3E-03	1.05E-03	9.76E-06	0.84	1.57E-01	1.29E-06	1.0E+06	1.3E+00
146	2.34125	4.79E-03	1.1E-02	1.05E-03	1.17E-05	0.84	1.57E-01	1.54E-06	1.0E+06	1.5E+00
147	2.73722	4.79E-03	1.3E-02	1.05E-03	1.37E-05	0.84	1.57E-01	1.80E-06	1.0E+06	1.8E+00
148	2.99289	4.79E-03	1.4E-02	1.05E-03	1.50E-05	0.84	1.57E-01	1.97E-06	1.0E+06	2.0E+00
149	3.19398	4.79E-03	1.5E-02	1.05E-03	1.60E-05	0.84	1.57E-01	2.11E-06	1.0E+06	2.1E+00
150	3.36919	4.79E-03	1.6E-02	1.05E-03	1.69E-05	0.84	1.57E-01	2.22E-06	1.0E+06	2.2E+00
151	3.3483	4.79E-03	1.6E-02	1.05E-03	1.68E-05	0.84	1.57E-01	2.21E-06	1.0E+06	2.2E+00
152	3.221	4.79E-03	1.5E-02	1.05E-03	1.61E-05	0.84	1.57E-01	2.12E-06	1.0E+06	2.1E+00
153	3.08017	4.79E-03	1.5E-02	1.05E-03	1.54E-05	0.84	1.57E-01	2.03E-06	1.0E+06	2.0E+00
154	2.83433	4.79E-03	1.4E-02	1.05E-03	1.42E-05	0.84	1.57E-01	1.87E-06	1.0E+06	1.9E+00
155	0.48669	4.79E-03	2.3E-03	1.05E-03	2.44E-06	0.84	1.57E-01	3.21E-07	1.0E+06	3.2E-01

Ventura Ranch

P1- Building Construction

		Cancer Risk from Birth to 2 years								
Receptor #	Conc	g/sec	Cair	Dose Constant	Dose	ED	Risk Constant	Risk	Constant 2	Risk/ Million
156	0.56186	4.79E-03	2.7E-03	1.05E-03	2.81E-06	0.84	1.57E-01	3.70E-07	1.0E+06	3.7E-01
157	0.66612	4.79E-03	3.2E-03	1.05E-03	3.33E-06	0.84	1.57E-01	4.39E-07	1.0E+06	4.4E-01
158	0.80553	4.79E-03	3.9E-03	1.05E-03	4.03E-06	0.84	1.57E-01	5.31E-07	1.0E+06	5.3E-01
159	0.97599	4.79E-03	4.7E-03	1.05E-03	4.88E-06	0.84	1.57E-01	6.43E-07	1.0E+06	6.4E-01
160	1.18148	4.79E-03	5.7E-03	1.05E-03	5.91E-06	0.84	1.57E-01	7.79E-07	1.0E+06	7.8E-01
161	1.35449	4.79E-03	6.5E-03	1.05E-03	6.78E-06	0.84	1.57E-01	8.93E-07	1.0E+06	8.9E-01
162	1.58624	4.79E-03	7.6E-03	1.05E-03	7.94E-06	0.84	1.57E-01	1.05E-06	1.0E+06	1.0E+00
163	1.82357	4.79E-03	8.7E-03	1.05E-03	9.13E-06	0.84	1.57E-01	1.20E-06	1.0E+06	1.2E+00
164	1.9657	4.79E-03	9.4E-03	1.05E-03	9.84E-06	0.84	1.57E-01	1.30E-06	1.0E+06	1.3E+00
165	2.12782	4.79E-03	1.0E-02	1.05E-03	1.06E-05	0.84	1.57E-01	1.40E-06	1.0E+06	1.4E+00
166	2.28958	4.79E-03	1.1E-02	1.05E-03	1.15E-05	0.84	1.57E-01	1.51E-06	1.0E+06	1.5E+00
167	2.34558	4.79E-03	1.1E-02	1.05E-03	1.17E-05	0.84	1.57E-01	1.55E-06	1.0E+06	1.5E+00
168	2.32544	4.79E-03	1.1E-02	1.05E-03	1.16E-05	0.84	1.57E-01	1.53E-06	1.0E+06	1.5E+00
169	2.3284	4.79E-03	1.1E-02	1.05E-03	1.17E-05	0.84	1.57E-01	1.54E-06	1.0E+06	1.5E+00
170	2.2385	4.79E-03	1.1E-02	1.05E-03	1.12E-05	0.84	1.57E-01	1.48E-06	1.0E+06	1.5E+00
171	0.40425	4.79E-03	1.9E-03	1.05E-03	2.02E-06	0.84	1.57E-01	2.67E-07	1.0E+06	2.7E-01
172	0.46345	4.79E-03	2.2E-03	1.05E-03	2.32E-06	0.84	1.57E-01	3.06E-07	1.0E+06	3.1E-01
173	0.54162	4.79E-03	2.6E-03	1.05E-03	2.71E-06	0.84	1.57E-01	3.57E-07	1.0E+06	3.6E-01
174	0.64045	4.79E-03	3.1E-03	1.05E-03	3.21E-06	0.84	1.57E-01	4.22E-07	1.0E+06	4.2E-01
175	0.75749	4.79E-03	3.6E-03	1.05E-03	3.79E-06	0.84	1.57E-01	4.99E-07	1.0E+06	5.0E-01
176	0.89303	4.79E-03	4.3E-03	1.05E-03	4.47E-06	0.84	1.57E-01	5.89E-07	1.0E+06	5.9E-01
177	0.99575	4.79E-03	4.8E-03	1.05E-03	4.98E-06	0.84	1.57E-01	6.56E-07	1.0E+06	6.6E-01
178	1.14103	4.79E-03	5.5E-03	1.05E-03	5.71E-06	0.84	1.57E-01	7.52E-07	1.0E+06	7.5E-01
179	1.29133	4.79E-03	6.2E-03	1.05E-03	6.46E-06	0.84	1.57E-01	8.51E-07	1.0E+06	8.5E-01
180	1.37839	4.79E-03	6.6E-03	1.05E-03	6.90E-06	0.84	1.57E-01	9.09E-07	1.0E+06	9.1E-01
181	1.4851	4.79E-03	7.1E-03	1.05E-03	7.43E-06	0.84	1.57E-01	9.79E-07	1.0E+06	9.8E-01
182	1.60714	4.79E-03	7.7E-03	1.05E-03	8.04E-06	0.84	1.57E-01	1.06E-06	1.0E+06	1.1E+00
183	1.66929	4.79E-03	8.0E-03	1.05E-03	8.35E-06	0.84	1.57E-01	1.10E-06	1.0E+06	1.1E+00
184	1.68011	4.79E-03	8.0E-03	1.05E-03	8.41E-06	0.84	1.57E-01	1.11E-06	1.0E+06	1.1E+00
185	1.72803	4.79E-03	8.3E-03	1.05E-03	8.65E-06	0.84	1.57E-01	1.14E-06	1.0E+06	1.1E+00
186	1.71208	4.79E-03	8.2E-03	1.05E-03	8.57E-06	0.84	1.57E-01	1.13E-06	1.0E+06	1.1E+00

Ventura Ranch

P1- Building Construction

		Cancer Risk from Birth to 2 years								
Receptor #	Conc	g/sec	Cair	Dose Constant	Dose	ED	Risk Constant	Risk	Constant 2	Risk/ Million
187	0.34309	4.79E-03	1.6E-03	1.05E-03	1.72E-06	0.84	1.57E-01	2.26E-07	1.0E+06	2.3E-01
188	0.39049	4.79E-03	1.9E-03	1.05E-03	1.95E-06	0.84	1.57E-01	2.57E-07	1.0E+06	2.6E-01
189	0.45038	4.79E-03	2.2E-03	1.05E-03	2.25E-06	0.84	1.57E-01	2.97E-07	1.0E+06	3.0E-01
190	0.51886	4.79E-03	2.5E-03	1.05E-03	2.60E-06	0.84	1.57E-01	3.42E-07	1.0E+06	3.4E-01
191	0.60312	4.79E-03	2.9E-03	1.05E-03	3.02E-06	0.84	1.57E-01	3.98E-07	1.0E+06	4.0E-01
192	0.69197	4.79E-03	3.3E-03	1.05E-03	3.46E-06	0.84	1.57E-01	4.56E-07	1.0E+06	4.6E-01
193	0.76	4.79E-03	3.6E-03	1.05E-03	3.80E-06	0.84	1.57E-01	5.01E-07	1.0E+06	5.0E-01
194	0.85652	4.79E-03	4.1E-03	1.05E-03	4.29E-06	0.84	1.57E-01	5.65E-07	1.0E+06	5.6E-01
195	0.95846	4.79E-03	4.6E-03	1.05E-03	4.80E-06	0.84	1.57E-01	6.32E-07	1.0E+06	6.3E-01
196	1.0139	4.79E-03	4.9E-03	1.05E-03	5.07E-06	0.84	1.57E-01	6.68E-07	1.0E+06	6.7E-01
197	1.08763	4.79E-03	5.2E-03	1.05E-03	5.44E-06	0.84	1.57E-01	7.17E-07	1.0E+06	7.2E-01
198	1.17617	4.79E-03	5.6E-03	1.05E-03	5.89E-06	0.84	1.57E-01	7.75E-07	1.0E+06	7.8E-01
199	1.22747	4.79E-03	5.9E-03	1.05E-03	6.14E-06	0.84	1.57E-01	8.09E-07	1.0E+06	8.1E-01
200	1.23414	4.79E-03	5.9E-03	1.05E-03	6.18E-06	0.84	1.57E-01	8.14E-07	1.0E+06	8.1E-01
201	1.29005	4.79E-03	6.2E-03	1.05E-03	6.46E-06	0.84	1.57E-01	8.51E-07	1.0E+06	8.5E-01
202	1.3037	4.79E-03	6.2E-03	1.05E-03	6.52E-06	0.84	1.57E-01	8.60E-07	1.0E+06	8.6E-01
203	0.29612	4.79E-03	1.4E-03	1.05E-03	1.48E-06	0.84	1.57E-01	1.95E-07	1.0E+06	2.0E-01
204	0.33441	4.79E-03	1.6E-03	1.05E-03	1.67E-06	0.84	1.57E-01	2.20E-07	1.0E+06	2.2E-01
205	0.38095	4.79E-03	1.8E-03	1.05E-03	1.91E-06	0.84	1.57E-01	2.51E-07	1.0E+06	2.5E-01
206	0.42879	4.79E-03	2.1E-03	1.05E-03	2.15E-06	0.84	1.57E-01	2.83E-07	1.0E+06	2.8E-01
207	0.48769	4.79E-03	2.3E-03	1.05E-03	2.44E-06	0.84	1.57E-01	3.22E-07	1.0E+06	3.2E-01
208	0.55136	4.79E-03	2.6E-03	1.05E-03	2.76E-06	0.84	1.57E-01	3.64E-07	1.0E+06	3.6E-01
209	0.59464	4.79E-03	2.8E-03	1.05E-03	2.98E-06	0.84	1.57E-01	3.92E-07	1.0E+06	3.9E-01
210	0.65492	4.79E-03	3.1E-03	1.05E-03	3.28E-06	0.84	1.57E-01	4.32E-07	1.0E+06	4.3E-01
211	0.72231	4.79E-03	3.5E-03	1.05E-03	3.61E-06	0.84	1.57E-01	4.76E-07	1.0E+06	4.8E-01
212	0.77547	4.79E-03	3.7E-03	1.05E-03	3.88E-06	0.84	1.57E-01	5.11E-07	1.0E+06	5.1E-01
213	0.83124	4.79E-03	4.0E-03	1.05E-03	4.16E-06	0.84	1.57E-01	5.48E-07	1.0E+06	5.5E-01
214	0.89627	4.79E-03	4.3E-03	1.05E-03	4.49E-06	0.84	1.57E-01	5.91E-07	1.0E+06	5.9E-01
215	0.93289	4.79E-03	4.5E-03	1.05E-03	4.67E-06	0.84	1.57E-01	6.15E-07	1.0E+06	6.2E-01
216	0.93238	4.79E-03	4.5E-03	1.05E-03	4.67E-06	0.84	1.57E-01	6.15E-07	1.0E+06	6.1E-01
217	0.97996	4.79E-03	4.7E-03	1.05E-03	4.90E-06	0.84	1.57E-01	6.46E-07	1.0E+06	6.5E-01

Ventura Ranch

P1- Building Construction

		Cancer Risk from Birth to 2 years								
Receptor #	Conc	g/sec	Cair	Dose Constant	Dose	ED	Risk Constant	Risk	Constant 2	Risk/ Million
218	1.00549	4.79E-03	4.8E-03	1.05E-03	5.03E-06	0.84	1.57E-01	6.63E-07	1.0E+06	6.6E-01
219	0.25902	4.79E-03	1.2E-03	1.05E-03	1.30E-06	0.84	1.57E-01	1.71E-07	1.0E+06	1.7E-01
220	0.29016	4.79E-03	1.4E-03	1.05E-03	1.45E-06	0.84	1.57E-01	1.91E-07	1.0E+06	1.9E-01
221	0.3268	4.79E-03	1.6E-03	1.05E-03	1.64E-06	0.84	1.57E-01	2.15E-07	1.0E+06	2.2E-01
222	0.36076	4.79E-03	1.7E-03	1.05E-03	1.81E-06	0.84	1.57E-01	2.38E-07	1.0E+06	2.4E-01
223	0.40319	4.79E-03	1.9E-03	1.05E-03	2.02E-06	0.84	1.57E-01	2.66E-07	1.0E+06	2.7E-01
224	0.44897	4.79E-03	2.1E-03	1.05E-03	2.25E-06	0.84	1.57E-01	2.96E-07	1.0E+06	3.0E-01
225	0.48298	4.79E-03	2.3E-03	1.05E-03	2.42E-06	0.84	1.57E-01	3.18E-07	1.0E+06	3.2E-01
226	0.52133	4.79E-03	2.5E-03	1.05E-03	2.61E-06	0.84	1.57E-01	3.44E-07	1.0E+06	3.4E-01
227	0.5691	4.79E-03	2.7E-03	1.05E-03	2.85E-06	0.84	1.57E-01	3.75E-07	1.0E+06	3.8E-01
228	0.6102	4.79E-03	2.9E-03	1.05E-03	3.05E-06	0.84	1.57E-01	4.02E-07	1.0E+06	4.0E-01
229	0.65676	4.79E-03	3.1E-03	1.05E-03	3.29E-06	0.84	1.57E-01	4.33E-07	1.0E+06	4.3E-01
230	0.7033	4.79E-03	3.4E-03	1.05E-03	3.52E-06	0.84	1.57E-01	4.64E-07	1.0E+06	4.6E-01
231	0.71448	4.79E-03	3.4E-03	1.05E-03	3.58E-06	0.84	1.57E-01	4.71E-07	1.0E+06	4.7E-01
232	0.72367	4.79E-03	3.5E-03	1.05E-03	3.62E-06	0.84	1.57E-01	4.77E-07	1.0E+06	4.8E-01
233	0.76263	4.79E-03	3.7E-03	1.05E-03	3.82E-06	0.84	1.57E-01	5.03E-07	1.0E+06	5.0E-01
234	0.78444	4.79E-03	3.8E-03	1.05E-03	3.93E-06	0.84	1.57E-01	5.17E-07	1.0E+06	5.2E-01
235	0.22899	4.79E-03	1.1E-03	1.05E-03	1.15E-06	0.84	1.57E-01	1.51E-07	1.0E+06	1.5E-01
236	0.25449	4.79E-03	1.2E-03	1.05E-03	1.27E-06	0.84	1.57E-01	1.68E-07	1.0E+06	1.7E-01
237	0.28362	4.79E-03	1.4E-03	1.05E-03	1.42E-06	0.84	1.57E-01	1.87E-07	1.0E+06	1.9E-01
238	0.3088	4.79E-03	1.5E-03	1.05E-03	1.55E-06	0.84	1.57E-01	2.04E-07	1.0E+06	2.0E-01
239	0.33903	4.79E-03	1.6E-03	1.05E-03	1.70E-06	0.84	1.57E-01	2.24E-07	1.0E+06	2.2E-01
240	0.37433	4.79E-03	1.8E-03	1.05E-03	1.87E-06	0.84	1.57E-01	2.47E-07	1.0E+06	2.5E-01
241	0.40299	4.79E-03	1.9E-03	1.05E-03	2.02E-06	0.84	1.57E-01	2.66E-07	1.0E+06	2.7E-01
242	0.42425	4.79E-03	2.0E-03	1.05E-03	2.12E-06	0.84	1.57E-01	2.80E-07	1.0E+06	2.8E-01
243	0.4611	4.79E-03	2.2E-03	1.05E-03	2.31E-06	0.84	1.57E-01	3.04E-07	1.0E+06	3.0E-01
244	0.49341	4.79E-03	2.4E-03	1.05E-03	2.47E-06	0.84	1.57E-01	3.25E-07	1.0E+06	3.3E-01
245	0.53044	4.79E-03	2.5E-03	1.05E-03	2.65E-06	0.84	1.57E-01	3.50E-07	1.0E+06	3.5E-01
246	0.56472	4.79E-03	2.7E-03	1.05E-03	2.83E-06	0.84	1.57E-01	3.72E-07	1.0E+06	3.7E-01
247	0.55389	4.79E-03	2.7E-03	1.05E-03	2.77E-06	0.84	1.57E-01	3.65E-07	1.0E+06	3.7E-01
248	0.57886	4.79E-03	2.8E-03	1.05E-03	2.90E-06	0.84	1.57E-01	3.82E-07	1.0E+06	3.8E-01

Ventura Ranch

P1- Building Construction

		Cancer Risk from Birth to 2 years								
Receptor #	Conc	g/sec	Cair	Dose Constant	Dose	ED	Risk Constant	Risk	Constant 2	Risk/ Million
249	0.60599	4.79E-03	2.9E-03	1.05E-03	3.03E-06	0.84	1.57E-01	4.00E-07	1.0E+06	4.0E-01
250	0.62346	4.79E-03	3.0E-03	1.05E-03	3.12E-06	0.84	1.57E-01	4.11E-07	1.0E+06	4.1E-01
251	0.20422	4.79E-03	9.8E-04	1.05E-03	1.02E-06	0.84	1.57E-01	1.35E-07	1.0E+06	1.3E-01
252	0.2252	4.79E-03	1.1E-03	1.05E-03	1.13E-06	0.84	1.57E-01	1.48E-07	1.0E+06	1.5E-01
253	0.24858	4.79E-03	1.2E-03	1.05E-03	1.24E-06	0.84	1.57E-01	1.64E-07	1.0E+06	1.6E-01
254	0.26919	4.79E-03	1.3E-03	1.05E-03	1.35E-06	0.84	1.57E-01	1.77E-07	1.0E+06	1.8E-01
255	0.28964	4.79E-03	1.4E-03	1.05E-03	1.45E-06	0.84	1.57E-01	1.91E-07	1.0E+06	1.9E-01
256	0.31773	4.79E-03	1.5E-03	1.05E-03	1.59E-06	0.84	1.57E-01	2.09E-07	1.0E+06	2.1E-01
257	0.34169	4.79E-03	1.6E-03	1.05E-03	1.71E-06	0.84	1.57E-01	2.25E-07	1.0E+06	2.3E-01
258	0.35403	4.79E-03	1.7E-03	1.05E-03	1.77E-06	0.84	1.57E-01	2.33E-07	1.0E+06	2.3E-01
259	0.38033	4.79E-03	1.8E-03	1.05E-03	1.90E-06	0.84	1.57E-01	2.51E-07	1.0E+06	2.5E-01
260	0.40522	4.79E-03	1.9E-03	1.05E-03	2.03E-06	0.84	1.57E-01	2.67E-07	1.0E+06	2.7E-01
261	0.43266	4.79E-03	2.1E-03	1.05E-03	2.17E-06	0.84	1.57E-01	2.85E-07	1.0E+06	2.9E-01
262	0.46058	4.79E-03	2.2E-03	1.05E-03	2.30E-06	0.84	1.57E-01	3.04E-07	1.0E+06	3.0E-01
263	0.44907	4.79E-03	2.2E-03	1.05E-03	2.25E-06	0.84	1.57E-01	2.96E-07	1.0E+06	3.0E-01
264	0.47614	4.79E-03	2.3E-03	1.05E-03	2.38E-06	0.84	1.57E-01	3.14E-07	1.0E+06	3.1E-01
265	0.48656	4.79E-03	2.3E-03	1.05E-03	2.43E-06	0.84	1.57E-01	3.21E-07	1.0E+06	3.2E-01
266	0.49741	4.79E-03	2.4E-03	1.05E-03	2.49E-06	0.84	1.57E-01	3.28E-07	1.0E+06	3.3E-01
267	0.18346	4.79E-03	8.8E-04	1.05E-03	9.18E-07	0.84	1.57E-01	1.21E-07	1.0E+06	1.2E-01
268	0.20042	4.79E-03	9.6E-04	1.05E-03	1.00E-06	0.84	1.57E-01	1.32E-07	1.0E+06	1.3E-01
269	0.21959	4.79E-03	1.1E-03	1.05E-03	1.10E-06	0.84	1.57E-01	1.45E-07	1.0E+06	1.4E-01
270	0.23765	4.79E-03	1.1E-03	1.05E-03	1.19E-06	0.84	1.57E-01	1.57E-07	1.0E+06	1.6E-01
271	0.25296	4.79E-03	1.2E-03	1.05E-03	1.27E-06	0.84	1.57E-01	1.67E-07	1.0E+06	1.7E-01
272	0.27333	4.79E-03	1.3E-03	1.05E-03	1.37E-06	0.84	1.57E-01	1.80E-07	1.0E+06	1.8E-01
273	0.29255	4.79E-03	1.4E-03	1.05E-03	1.46E-06	0.84	1.57E-01	1.93E-07	1.0E+06	1.9E-01
274	0.30465	4.79E-03	1.5E-03	1.05E-03	1.52E-06	0.84	1.57E-01	2.01E-07	1.0E+06	2.0E-01
275	0.31833	4.79E-03	1.5E-03	1.05E-03	1.59E-06	0.84	1.57E-01	2.10E-07	1.0E+06	2.1E-01
276	0.33942	4.79E-03	1.6E-03	1.05E-03	1.70E-06	0.84	1.57E-01	2.24E-07	1.0E+06	2.2E-01
277	0.35321	4.79E-03	1.7E-03	1.05E-03	1.77E-06	0.84	1.57E-01	2.33E-07	1.0E+06	2.3E-01
278	0.36553	4.79E-03	1.8E-03	1.05E-03	1.83E-06	0.84	1.57E-01	2.41E-07	1.0E+06	2.4E-01
279	0.37984	4.79E-03	1.8E-03	1.05E-03	1.90E-06	0.84	1.57E-01	2.50E-07	1.0E+06	2.5E-01

Ventura Ranch

P1- Building Construction

		Cancer Risk from Birth to 2 years								
Receptor #	Conc	g/sec	Cair	Dose Constant	Dose	ED	Risk Constant	Risk	Constant 2	Risk/ Million
280	0.40051	4.79E-03	1.9E-03	1.05E-03	2.00E-06	0.84	1.57E-01	2.64E-07	1.0E+06	2.6E-01
281	0.40845	4.79E-03	2.0E-03	1.05E-03	2.04E-06	0.84	1.57E-01	2.69E-07	1.0E+06	2.7E-01
282	0.42108	4.79E-03	2.0E-03	1.05E-03	2.11E-06	0.84	1.57E-01	2.78E-07	1.0E+06	2.8E-01
283	0.16569	4.79E-03	7.9E-04	1.05E-03	8.29E-07	0.84	1.57E-01	1.09E-07	1.0E+06	1.1E-01
284	0.17942	4.79E-03	8.6E-04	1.05E-03	8.98E-07	0.84	1.57E-01	1.18E-07	1.0E+06	1.2E-01
285	0.19564	4.79E-03	9.4E-04	1.05E-03	9.79E-07	0.84	1.57E-01	1.29E-07	1.0E+06	1.3E-01
286	0.21068	4.79E-03	1.0E-03	1.05E-03	1.05E-06	0.84	1.57E-01	1.39E-07	1.0E+06	1.4E-01
287	0.22205	4.79E-03	1.1E-03	1.05E-03	1.11E-06	0.84	1.57E-01	1.46E-07	1.0E+06	1.5E-01
288	0.23767	4.79E-03	1.1E-03	1.05E-03	1.19E-06	0.84	1.57E-01	1.57E-07	1.0E+06	1.6E-01
289	0.25416	4.79E-03	1.2E-03	1.05E-03	1.27E-06	0.84	1.57E-01	1.68E-07	1.0E+06	1.7E-01
290	0.26678	4.79E-03	1.3E-03	1.05E-03	1.34E-06	0.84	1.57E-01	1.76E-07	1.0E+06	1.8E-01
291	0.27247	4.79E-03	1.3E-03	1.05E-03	1.36E-06	0.84	1.57E-01	1.80E-07	1.0E+06	1.8E-01
292	0.28858	4.79E-03	1.4E-03	1.05E-03	1.44E-06	0.84	1.57E-01	1.90E-07	1.0E+06	1.9E-01
293	0.29986	4.79E-03	1.4E-03	1.05E-03	1.50E-06	0.84	1.57E-01	1.98E-07	1.0E+06	2.0E-01
294	0.31225	4.79E-03	1.5E-03	1.05E-03	1.56E-06	0.84	1.57E-01	2.06E-07	1.0E+06	2.1E-01
295	0.32588	4.79E-03	1.6E-03	1.05E-03	1.63E-06	0.84	1.57E-01	2.15E-07	1.0E+06	2.1E-01
296	0.34097	4.79E-03	1.6E-03	1.05E-03	1.71E-06	0.84	1.57E-01	2.25E-07	1.0E+06	2.2E-01
297	0.35021	4.79E-03	1.7E-03	1.05E-03	1.75E-06	0.84	1.57E-01	2.31E-07	1.0E+06	2.3E-01
298	0.35888	4.79E-03	1.7E-03	1.05E-03	1.80E-06	0.84	1.57E-01	2.37E-07	1.0E+06	2.4E-01
299	0.16264	4.79E-03	7.8E-04	1.05E-03	8.14E-07	0.84	1.57E-01	1.07E-07	1.0E+06	1.1E-01
300	0.17535	4.79E-03	8.4E-04	1.05E-03	8.78E-07	0.84	1.57E-01	1.16E-07	1.0E+06	1.2E-01
301	0.18899	4.79E-03	9.0E-04	1.05E-03	9.46E-07	0.84	1.57E-01	1.25E-07	1.0E+06	1.2E-01
302	0.20091	4.79E-03	9.6E-04	1.05E-03	1.01E-06	0.84	1.57E-01	1.32E-07	1.0E+06	1.3E-01
303	0.21205	4.79E-03	1.0E-03	1.05E-03	1.06E-06	0.84	1.57E-01	1.40E-07	1.0E+06	1.4E-01
304	0.22301	4.79E-03	1.1E-03	1.05E-03	1.12E-06	0.84	1.57E-01	1.47E-07	1.0E+06	1.5E-01
305	0.23238	4.79E-03	1.1E-03	1.05E-03	1.16E-06	0.84	1.57E-01	1.53E-07	1.0E+06	1.5E-01
306	0.23956	4.79E-03	1.1E-03	1.05E-03	1.20E-06	0.84	1.57E-01	1.58E-07	1.0E+06	1.6E-01
307	0.24952	4.79E-03	1.2E-03	1.05E-03	1.25E-06	0.84	1.57E-01	1.65E-07	1.0E+06	1.6E-01
308	0.25972	4.79E-03	1.2E-03	1.05E-03	1.30E-06	0.84	1.57E-01	1.71E-07	1.0E+06	1.7E-01

Ventura Ranch

P1- Building Construction

		Cancer Risk from Birth to 2 years								
Receptor #	Conc	g/sec	Cair	Dose Constant	Dose	ED	Risk Constant	Risk	Constant 2	Risk/ Million
309	0.26771	4.79E-03	1.3E-03	1.05E-03	1.34E-06	0.84	1.57E-01	1.76E-07	1.0E+06	1.8E-01
310	0.27971	4.79E-03	1.3E-03	1.05E-03	1.40E-06	0.84	1.57E-01	1.84E-07	1.0E+06	1.8E-01
311	0.29515	4.79E-03	1.4E-03	1.05E-03	1.48E-06	0.84	1.57E-01	1.95E-07	1.0E+06	1.9E-01
312	0.30815	4.79E-03	1.5E-03	1.05E-03	1.54E-06	0.84	1.57E-01	2.03E-07	1.0E+06	2.0E-01
313	0.30741	4.79E-03	1.5E-03	1.05E-03	1.54E-06	0.84	1.57E-01	2.03E-07	1.0E+06	2.0E-01
314	0.14773	4.79E-03	7.1E-04	1.05E-03	7.39E-07	0.84	1.57E-01	9.74E-08	1.0E+06	9.7E-02
315	0.15771	4.79E-03	7.6E-04	1.05E-03	7.89E-07	0.84	1.57E-01	1.04E-07	1.0E+06	1.0E-01
316	0.16978	4.79E-03	8.1E-04	1.05E-03	8.50E-07	0.84	1.57E-01	1.12E-07	1.0E+06	1.1E-01
317	0.18013	4.79E-03	8.6E-04	1.05E-03	9.01E-07	0.84	1.57E-01	1.19E-07	1.0E+06	1.2E-01
318	0.18661	4.79E-03	8.9E-04	1.05E-03	9.34E-07	0.84	1.57E-01	1.23E-07	1.0E+06	1.2E-01
319	0.19734	4.79E-03	9.4E-04	1.05E-03	9.88E-07	0.84	1.57E-01	1.30E-07	1.0E+06	1.3E-01
320	0.20642	4.79E-03	9.9E-04	1.05E-03	1.03E-06	0.84	1.57E-01	1.36E-07	1.0E+06	1.4E-01
321	0.20815	4.79E-03	1.0E-03	1.05E-03	1.04E-06	0.84	1.57E-01	1.37E-07	1.0E+06	1.4E-01
322	0.21828	4.79E-03	1.0E-03	1.05E-03	1.09E-06	0.84	1.57E-01	1.44E-07	1.0E+06	1.4E-01
323	0.22759	4.79E-03	1.1E-03	1.05E-03	1.14E-06	0.84	1.57E-01	1.50E-07	1.0E+06	1.5E-01
324	0.23451	4.79E-03	1.1E-03	1.05E-03	1.17E-06	0.84	1.57E-01	1.55E-07	1.0E+06	1.5E-01
325	0.24343	4.79E-03	1.2E-03	1.05E-03	1.22E-06	0.84	1.57E-01	1.60E-07	1.0E+06	1.6E-01
326	0.25726	4.79E-03	1.2E-03	1.05E-03	1.29E-06	0.84	1.57E-01	1.70E-07	1.0E+06	1.7E-01
327	0.26844	4.79E-03	1.3E-03	1.05E-03	1.34E-06	0.84	1.57E-01	1.77E-07	1.0E+06	1.8E-01
328	0.2656	4.79E-03	1.3E-03	1.05E-03	1.33E-06	0.84	1.57E-01	1.75E-07	1.0E+06	1.8E-01
329	0.13442	4.79E-03	6.4E-04	1.05E-03	6.73E-07	0.84	1.57E-01	8.86E-08	1.0E+06	8.9E-02
330	0.14286	4.79E-03	6.8E-04	1.05E-03	7.15E-07	0.84	1.57E-01	9.42E-08	1.0E+06	9.4E-02
331	0.15301	4.79E-03	7.3E-04	1.05E-03	7.66E-07	0.84	1.57E-01	1.01E-07	1.0E+06	1.0E-01
332	0.16206	4.79E-03	7.8E-04	1.05E-03	8.11E-07	0.84	1.57E-01	1.07E-07	1.0E+06	1.1E-01
333	0.16812	4.79E-03	8.0E-04	1.05E-03	8.41E-07	0.84	1.57E-01	1.11E-07	1.0E+06	1.1E-01
334	0.17683	4.79E-03	8.5E-04	1.05E-03	8.85E-07	0.84	1.57E-01	1.17E-07	1.0E+06	1.2E-01
335	0.18495	4.79E-03	8.9E-04	1.05E-03	9.26E-07	0.84	1.57E-01	1.22E-07	1.0E+06	1.2E-01
336	0.18656	4.79E-03	8.9E-04	1.05E-03	9.34E-07	0.84	1.57E-01	1.23E-07	1.0E+06	1.2E-01
337	0.19402	4.79E-03	9.3E-04	1.05E-03	9.71E-07	0.84	1.57E-01	1.28E-07	1.0E+06	1.3E-01
338	0.20267	4.79E-03	9.7E-04	1.05E-03	1.01E-06	0.84	1.57E-01	1.34E-07	1.0E+06	1.3E-01
339	0.20901	4.79E-03	1.0E-03	1.05E-03	1.05E-06	0.84	1.57E-01	1.38E-07	1.0E+06	1.4E-01

Ventura Ranch

P1- Building Construction

		Cancer Risk from Birth to 2 years								
Receptor #	Conc	g/sec	Cair	Dose Constant	Dose	ED	Risk Constant	Risk	Constant 2	Risk/ Million
340	0.2143	4.79E-03	1.0E-03	1.05E-03	1.07E-06	0.84	1.57E-01	1.41E-07	1.0E+06	1.4E-01
341	0.22607	4.79E-03	1.1E-03	1.05E-03	1.13E-06	0.84	1.57E-01	1.49E-07	1.0E+06	1.5E-01
342	0.23552	4.79E-03	1.1E-03	1.05E-03	1.18E-06	0.84	1.57E-01	1.55E-07	1.0E+06	1.6E-01
343	0.23175	4.79E-03	1.1E-03	1.05E-03	1.16E-06	0.84	1.57E-01	1.53E-07	1.0E+06	1.5E-01
344	0.22467	4.79E-03	1.1E-03	1.05E-03	1.12E-06	0.84	1.57E-01	1.48E-07	1.0E+06	1.5E-01
345	0.12279	4.79E-03	5.9E-04	1.05E-03	6.14E-07	0.84	1.57E-01	8.10E-08	1.0E+06	8.1E-02
346	0.13032	4.79E-03	6.2E-04	1.05E-03	6.52E-07	0.84	1.57E-01	8.59E-08	1.0E+06	8.6E-02
347	0.1389	4.79E-03	6.7E-04	1.05E-03	6.95E-07	0.84	1.57E-01	9.16E-08	1.0E+06	9.2E-02
348	0.1468	4.79E-03	7.0E-04	1.05E-03	7.35E-07	0.84	1.57E-01	9.68E-08	1.0E+06	9.7E-02
349	0.15283	4.79E-03	7.3E-04	1.05E-03	7.65E-07	0.84	1.57E-01	1.01E-07	1.0E+06	1.0E-01
350	0.15983	4.79E-03	7.7E-04	1.05E-03	8.00E-07	0.84	1.57E-01	1.05E-07	1.0E+06	1.1E-01
351	0.16666	4.79E-03	8.0E-04	1.05E-03	8.34E-07	0.84	1.57E-01	1.10E-07	1.0E+06	1.1E-01
352	0.16975	4.79E-03	8.1E-04	1.05E-03	8.49E-07	0.84	1.57E-01	1.12E-07	1.0E+06	1.1E-01
353	0.17455	4.79E-03	8.4E-04	1.05E-03	8.74E-07	0.84	1.57E-01	1.15E-07	1.0E+06	1.2E-01
354	0.18196	4.79E-03	8.7E-04	1.05E-03	9.11E-07	0.84	1.57E-01	1.20E-07	1.0E+06	1.2E-01
355	0.18752	4.79E-03	9.0E-04	1.05E-03	9.38E-07	0.84	1.57E-01	1.24E-07	1.0E+06	1.2E-01
356	0.19039	4.79E-03	9.1E-04	1.05E-03	9.53E-07	0.84	1.57E-01	1.26E-07	1.0E+06	1.3E-01
357	0.20055	4.79E-03	9.6E-04	1.05E-03	1.00E-06	0.84	1.57E-01	1.32E-07	1.0E+06	1.3E-01
358	0.20868	4.79E-03	1.0E-03	1.05E-03	1.04E-06	0.84	1.57E-01	1.38E-07	1.0E+06	1.4E-01
359	0.20779	4.79E-03	9.9E-04	1.05E-03	1.04E-06	0.84	1.57E-01	1.37E-07	1.0E+06	1.4E-01
360	0.19683	4.79E-03	9.4E-04	1.05E-03	9.85E-07	0.84	1.57E-01	1.30E-07	1.0E+06	1.3E-01

Ventura Ranch

P1- Building Construction

Max Cancer Risk Cancer Risk	
Receptor #	**Total Risk/ Million**
1	1.1E+00
2	9.4E-01
3	7.9E-01
4	6.6E-01
5	5.4E-01
6	4.5E-01
7	3.7E-01
8	3.0E-01
9	2.5E-01
10	2.0E-01
11	1.7E-01
12	1.4E-01
13	1.2E-01
14	9.4E-02
15	8.3E-02
16	7.4E-02
17	6.4E-02
18	5.8E-02
19	5.1E-02
20	4.6E-02
21	4.1E-02
22	3.7E-01
23	3.0E-01
24	2.5E-01
25	2.0E-01
26	1.7E-01
27	1.4E-01
28	1.1E-01
29	9.6E-02
30	8.5E-02
31	7.3E-02

Max	**Receptor #**	
13.159	86	Res

Chronic Non Cancer Risk	
REL	**HI Offroad**
5	1.59E-03
5	1.36E-03
5	1.15E-03
5	9.56E-04
5	7.90E-04
5	6.49E-04
5	5.30E-04
5	4.33E-04
5	3.56E-04
5	2.94E-04
5	2.45E-04
5	2.06E-04
5	1.76E-04
5	1.37E-04
5	1.20E-04
5	1.08E-04
5	9.25E-05
5	8.48E-05
5	7.42E-05
5	6.71E-05
5	5.93E-05
5	5.43E-04
5	4.41E-04
5	3.60E-04
5	2.96E-04
5	2.46E-04
5	2.07E-04
5	1.61E-04
5	1.39E-04
5	1.24E-04
5	1.06E-04

Max	**Receptor #**	
1.911E-02	86	Res

Ventura Ranch
P1- Building Construction

Max Cancer Risk Cancer Risk		*Chronic Non Cancer Risk*	
Receptor #	Total Risk/ Million	REL	HI Offroad
32	5.7E-02	5	8.23E-05
33	5.3E-02	5	7.75E-05
34	5.2E-02	5	7.62E-05
35	1.1E-01	5	1.56E-04
36	8.7E-02	5	1.26E-04
37	2.5E+00	5	3.60E-03
38	2.4E+00	5	3.52E-03
39	2.3E+00	5	3.29E-03
40	2.0E+00	5	2.96E-03
41	2.8E+00	5	4.04E-03
42	2.7E+00	5	3.97E-03
43	2.6E+00	5	3.71E-03
44	2.3E+00	5	3.34E-03
45	2.0E+00	5	2.90E-03
46	3.2E-01	5	4.68E-04
47	2.6E-01	5	3.75E-04
48	3.1E+00	5	4.51E-03
49	2.9E+00	5	4.24E-03
50	2.6E+00	5	3.79E-03
51	2.2E+00	5	3.24E-03
52	3.3E-01	5	4.76E-04
53	2.6E-01	5	3.79E-04
54	2.1E-01	5	3.08E-04
55	3.3E+00	5	4.81E-03
56	3.0E+00	5	4.29E-03
57	2.5E+00	5	3.63E-03
58	2.0E+00	5	2.93E-03
59	3.3E-01	5	4.85E-04
60	2.7E-01	5	3.85E-04
61	2.2E-01	5	3.13E-04
62	3.4E-01	5	4.95E-04

Ventura Ranch
P1- Building Construction

Max Cancer Risk Cancer Risk		*Chronic Non Cancer Risk*	
Receptor #	Total Risk/ Million	REL	HI Offroad
63	2.7E-01	5	3.92E-04
64	2.2E-01	5	3.18E-04
65	2.8E-01	5	4.00E-04
66	5.9E+00	5	8.55E-03
67	5.6E+00	5	8.09E-03
68	1.0E-01	5	1.45E-04
69	8.8E-02	5	1.28E-04
70	7.8E-02	5	1.14E-04
71	7.1E-02	5	1.03E-04
72	7.3E+00	5	1.07E-02
73	6.9E+00	5	1.00E-02
74	1.2E-01	5	1.73E-04
75	1.1E-01	5	1.56E-04
76	9.5E-02	5	1.38E-04
77	8.5E-02	5	1.23E-04
78	7.9E-02	5	1.15E-04
79	9.5E+00	5	1.38E-02
80	8.8E+00	5	1.29E-02
81	1.3E-01	5	1.85E-04
82	1.2E-01	5	1.68E-04
83	1.1E-01	5	1.55E-04
84	1.0E-01	5	1.45E-04
85	9.1E-02	5	1.32E-04
86	1.3E+01	5	1.91E-02
87	1.2E+01	5	1.70E-02
88	1.3E-01	5	1.86E-04
89	3.7E+00	5	5.35E-03
90	1.8E+00	5	2.62E-03
91	2.5E+00	5	3.70E-03
92	4.0E+00	5	5.84E-03
93	1.3E+00	5	1.89E-03

Ventura Ranch

P1- Building Construction

Max Cancer Risk Cancer Risk		*Chronic Non Cancer Risk*	
Receptor #	Total Risk/ Million	REL	HI Offroad
94	1.7E+00	5	2.46E-03
95	2.3E+00	5	3.38E-03
96	3.7E+00	5	5.44E-03
97	7.1E+00	5	1.03E-02
98	1.2E+01	5	1.76E-02
99	9.3E-01	5	1.35E-03
100	1.1E+00	5	1.65E-03
101	1.5E+00	5	2.12E-03
102	2.1E+00	5	3.02E-03
103	3.2E+00	5	4.67E-03
104	5.1E+00	5	7.41E-03
105	7.6E+00	5	1.10E-02
106	9.9E+00	5	1.44E-02
107	1.1E+01	5	1.66E-02
108	1.1E+01	5	1.53E-02
109	6.7E-01	5	9.79E-04
110	8.0E-01	5	1.16E-03
111	1.0E+00	5	1.46E-03
112	1.4E+00	5	1.97E-03
113	1.9E+00	5	2.72E-03
114	2.6E+00	5	3.79E-03
115	3.6E+00	5	5.22E-03
116	4.7E+00	5	6.78E-03
117	5.4E+00	5	7.87E-03
118	5.7E+00	5	8.28E-03
119	5.4E+00	5	7.89E-03
120	4.8E+00	5	7.02E-03
121	4.2E+00	5	6.05E-03
122	3.5E+00	5	5.09E-03
123	5.1E-01	5	7.38E-04
124	6.0E-01	5	8.64E-04

Ventura Ranch
P1- Building Construction

Max Cancer Risk Cancer Risk	
Receptor #	Total Risk/ Million
125	7.3E-01
126	9.4E-01
127	1.2E+00
128	1.6E+00
129	2.0E+00
130	2.5E+00
131	3.0E+00
132	3.2E+00
133	3.4E+00
134	3.3E+00
135	3.1E+00
136	2.9E+00
137	2.5E+00
138	2.2E+00
139	4.0E-01
140	4.6E-01
141	5.6E-01
142	6.9E-01
143	8.6E-01
144	1.1E+00
145	1.3E+00
146	1.5E+00
147	1.8E+00
148	2.0E+00
149	2.1E+00
150	2.2E+00
151	2.2E+00
152	2.1E+00
153	2.0E+00
154	1.9E+00
155	3.2E-01

Chronic Non Cancer Risk	
REL	HI Offroad
5	1.06E-03
5	1.37E-03
5	1.77E-03
5	2.32E-03
5	2.94E-03
5	3.61E-03
5	4.30E-03
5	4.71E-03
5	4.91E-03
5	4.86E-03
5	4.56E-03
5	4.14E-03
5	3.69E-03
5	3.22E-03
5	5.77E-04
5	6.70E-04
5	8.07E-04
5	1.00E-03
5	1.25E-03
5	1.57E-03
5	1.87E-03
5	2.24E-03
5	2.62E-03
5	2.87E-03
5	3.06E-03
5	3.23E-03
5	3.21E-03
5	3.08E-03
5	2.95E-03
5	2.71E-03
5	4.66E-04

Ventura Ranch
P1- Building Construction

Max Cancer Risk Cancer Risk	
Receptor #	Total Risk/ Million
156	3.7E-01
157	4.4E-01
158	5.3E-01
159	6.4E-01
160	7.8E-01
161	8.9E-01
162	1.0E+00
163	1.2E+00
164	1.3E+00
165	1.4E+00
166	1.5E+00
167	1.5E+00
168	1.5E+00
169	1.5E+00
170	1.5E+00
171	2.7E-01
172	3.1E-01
173	3.6E-01
174	4.2E-01
175	5.0E-01
176	5.9E-01
177	6.6E-01
178	7.5E-01
179	8.5E-01
180	9.1E-01
181	9.8E-01
182	1.1E+00
183	1.1E+00
184	1.1E+00
185	1.1E+00
186	1.1E+00

Chronic Non Cancer Risk	
REL	HI Offroad
5	5.38E-04
5	6.38E-04
5	7.71E-04
5	9.35E-04
5	1.13E-03
5	1.30E-03
5	1.52E-03
5	1.75E-03
5	1.88E-03
5	2.04E-03
5	2.19E-03
5	2.25E-03
5	2.23E-03
5	2.23E-03
5	2.14E-03
5	3.87E-04
5	4.44E-04
5	5.19E-04
5	6.13E-04
5	7.25E-04
5	8.55E-04
5	9.54E-04
5	1.09E-03
5	1.24E-03
5	1.32E-03
5	1.42E-03
5	1.54E-03
5	1.60E-03
5	1.61E-03
5	1.65E-03
5	1.64E-03

Ventura Ranch
P1- Building Construction

Max Cancer Risk Cancer Risk		*Chronic Non Cancer Risk*	
Receptor #	Total Risk/ Million	REL	HI Offroad
187	2.3E-01	5	3.29E-04
188	2.6E-01	5	3.74E-04
189	3.0E-01	5	4.31E-04
190	3.4E-01	5	4.97E-04
191	4.0E-01	5	5.78E-04
192	4.6E-01	5	6.63E-04
193	5.0E-01	5	7.28E-04
194	5.6E-01	5	8.20E-04
195	6.3E-01	5	9.18E-04
196	6.7E-01	5	9.71E-04
197	7.2E-01	5	1.04E-03
198	7.8E-01	5	1.13E-03
199	8.1E-01	5	1.18E-03
200	8.1E-01	5	1.18E-03
201	8.5E-01	5	1.24E-03
202	8.6E-01	5	1.25E-03
203	2.0E-01	5	2.84E-04
204	2.2E-01	5	3.20E-04
205	2.5E-01	5	3.65E-04
206	2.8E-01	5	4.11E-04
207	3.2E-01	5	4.67E-04
208	3.6E-01	5	5.28E-04
209	3.9E-01	5	5.69E-04
210	4.3E-01	5	6.27E-04
211	4.8E-01	5	6.92E-04
212	5.1E-01	5	7.43E-04
213	5.5E-01	5	7.96E-04
214	5.9E-01	5	8.58E-04
215	6.2E-01	5	8.93E-04
216	6.1E-01	5	8.93E-04
217	6.5E-01	5	9.38E-04

Ventura Ranch
P1- Building Construction

Max Cancer Risk Cancer Risk		*Chronic Non Cancer Risk*	
Receptor #	Total Risk/ Million	REL	HI Offroad
218	6.6E-01	5	9.63E-04
219	1.7E-01	5	2.48E-04
220	1.9E-01	5	2.78E-04
221	2.2E-01	5	3.13E-04
222	2.4E-01	5	3.45E-04
223	2.7E-01	5	3.86E-04
224	3.0E-01	5	4.30E-04
225	3.2E-01	5	4.62E-04
226	3.4E-01	5	4.99E-04
227	3.8E-01	5	5.45E-04
228	4.0E-01	5	5.84E-04
229	4.3E-01	5	6.29E-04
230	4.6E-01	5	6.73E-04
231	4.7E-01	5	6.84E-04
232	4.8E-01	5	6.93E-04
233	5.0E-01	5	7.30E-04
234	5.2E-01	5	7.51E-04
235	1.5E-01	5	2.19E-04
236	1.7E-01	5	2.44E-04
237	1.9E-01	5	2.72E-04
238	2.0E-01	5	2.96E-04
239	2.2E-01	5	3.25E-04
240	2.5E-01	5	3.58E-04
241	2.7E-01	5	3.86E-04
242	2.8E-01	5	4.06E-04
243	3.0E-01	5	4.42E-04
244	3.3E-01	5	4.72E-04
245	3.5E-01	5	5.08E-04
246	3.7E-01	5	5.41E-04
247	3.7E-01	5	5.30E-04
248	3.8E-01	5	5.54E-04

Ventura Ranch
P1- Building Construction

Max Cancer Risk Cancer Risk		*Chronic Non Cancer Risk*	
Receptor #	Total Risk/ Million	REL	HI Offroad
249	4.0E-01	5	5.80E-04
250	4.1E-01	5	5.97E-04
251	1.3E-01	5	1.96E-04
252	1.5E-01	5	2.16E-04
253	1.6E-01	5	2.38E-04
254	1.8E-01	5	2.58E-04
255	1.9E-01	5	2.77E-04
256	2.1E-01	5	3.04E-04
257	2.3E-01	5	3.27E-04
258	2.3E-01	5	3.39E-04
259	2.5E-01	5	3.64E-04
260	2.7E-01	5	3.88E-04
261	2.9E-01	5	4.14E-04
262	3.0E-01	5	4.41E-04
263	3.0E-01	5	4.30E-04
264	3.1E-01	5	4.56E-04
265	3.2E-01	5	4.66E-04
266	3.3E-01	5	4.76E-04
267	1.2E-01	5	1.76E-04
268	1.3E-01	5	1.92E-04
269	1.4E-01	5	2.10E-04
270	1.6E-01	5	2.28E-04
271	1.7E-01	5	2.42E-04
272	1.8E-01	5	2.62E-04
273	1.9E-01	5	2.80E-04
274	2.0E-01	5	2.92E-04
275	2.1E-01	5	3.05E-04
276	2.2E-01	5	3.25E-04
277	2.3E-01	5	3.38E-04
278	2.4E-01	5	3.50E-04
279	2.5E-01	5	3.64E-04

Ventura Ranch
P1- Building Construction

Max Cancer Risk Cancer Risk		*Chronic Non Cancer Risk*	
Receptor #	Total Risk/ Million	REL	HI Offroad
280	2.6E-01	5	3.84E-04
281	2.7E-01	5	3.91E-04
282	2.8E-01	5	4.03E-04
283	1.1E-01	5	1.59E-04
284	1.2E-01	5	1.72E-04
285	1.3E-01	5	1.87E-04
286	1.4E-01	5	2.02E-04
287	1.5E-01	5	2.13E-04
288	1.6E-01	5	2.28E-04
289	1.7E-01	5	2.43E-04
290	1.8E-01	5	2.55E-04
291	1.8E-01	5	2.61E-04
292	1.9E-01	5	2.76E-04
293	2.0E-01	5	2.87E-04
294	2.1E-01	5	2.99E-04
295	2.1E-01	5	3.12E-04
296	2.2E-01	5	3.27E-04
297	2.3E-01	5	3.35E-04
298	2.4E-01	5	3.44E-04
299	1.1E-01	5	1.56E-04
300	1.2E-01	5	1.68E-04
301	1.2E-01	5	1.81E-04
302	1.3E-01	5	1.92E-04
303	1.4E-01	5	2.03E-04
304	1.5E-01	5	2.14E-04
305	1.5E-01	5	2.23E-04
306	1.6E-01	5	2.29E-04
307	1.6E-01	5	2.39E-04
308	1.7E-01	5	2.49E-04

Ventura Ranch
P1- Building Construction

Max Cancer Risk Cancer Risk	
Receptor #	Total Risk/ Million
309	1.8E-01
310	1.8E-01
311	1.9E-01
312	2.0E-01
313	2.0E-01
314	9.7E-02
315	1.0E-01
316	1.1E-01
317	1.2E-01
318	1.2E-01
319	1.3E-01
320	1.4E-01
321	1.4E-01
322	1.4E-01
323	1.5E-01
324	1.5E-01
325	1.6E-01
326	1.7E-01
327	1.8E-01
328	1.8E-01
329	8.9E-02
330	9.4E-02
331	1.0E-01
332	1.1E-01
333	1.1E-01
334	1.2E-01
335	1.2E-01
336	1.2E-01
337	1.3E-01
338	1.3E-01
339	1.4E-01

Chronic Non Cancer Risk	
REL	HI Offroad
5	2.56E-04
5	2.68E-04
5	2.83E-04
5	2.95E-04
5	2.94E-04
5	1.41E-04
5	1.51E-04
5	1.63E-04
5	1.72E-04
5	1.79E-04
5	1.89E-04
5	1.98E-04
5	1.99E-04
5	2.09E-04
5	2.18E-04
5	2.25E-04
5	2.33E-04
5	2.46E-04
5	2.57E-04
5	2.54E-04
5	1.29E-04
5	1.37E-04
5	1.47E-04
5	1.55E-04
5	1.61E-04
5	1.69E-04
5	1.77E-04
5	1.79E-04
5	1.86E-04
5	1.94E-04
5	2.00E-04

Ventura Ranch
P1- Building Construction

Max Cancer Risk Cancer Risk		*Chronic Non Cancer Risk*	
Receptor #	Total Risk/ Million	REL	HI Offroad
340	1.4E-01	5	2.05E-04
341	1.5E-01	5	2.16E-04
342	1.6E-01	5	2.26E-04
343	1.5E-01	5	2.22E-04
344	1.5E-01	5	2.15E-04
345	8.1E-02	5	1.18E-04
346	8.6E-02	5	1.25E-04
347	9.2E-02	5	1.33E-04
348	9.7E-02	5	1.41E-04
349	1.0E-01	5	1.46E-04
350	1.1E-01	5	1.53E-04
351	1.1E-01	5	1.60E-04
352	1.1E-01	5	1.63E-04
353	1.2E-01	5	1.67E-04
354	1.2E-01	5	1.74E-04
355	1.2E-01	5	1.80E-04
356	1.3E-01	5	1.82E-04
357	1.3E-01	5	1.92E-04
358	1.4E-01	5	2.00E-04
359	1.4E-01	5	1.99E-04
360	1.3E-01	5	1.88E-04

Ventura Ranch

P1- Building Construction Haul or Vendor Risk

		Cancer Risk from Birth to 2 years								
Receptor #	Conc	g/sec	Cair	Dose Constant	Dose	ED	Risk Constant	Risk	Constant 2	Risk/ Million
1	0.27315	2.40E-06	6.5E-07	1.05E-03	6.84E-10	0.84	1.57E-01	9.01E-11	1.0E+06	9.0E-05
2	0.25932	2.40E-06	6.2E-07	1.05E-03	6.49E-10	0.84	1.57E-01	8.55E-11	1.0E+06	8.6E-05
3	0.24831	2.40E-06	5.9E-07	1.05E-03	6.22E-10	0.84	1.57E-01	8.19E-11	1.0E+06	8.2E-05
4	0.23859	2.40E-06	5.7E-07	1.05E-03	5.97E-10	0.84	1.57E-01	7.87E-11	1.0E+06	7.9E-05
5	0.22897	2.40E-06	5.5E-07	1.05E-03	5.73E-10	0.84	1.57E-01	7.55E-11	1.0E+06	7.6E-05
6	0.21609	2.40E-06	5.2E-07	1.05E-03	5.41E-10	0.84	1.57E-01	7.13E-11	1.0E+06	7.1E-05
7	0.20281	2.40E-06	4.9E-07	1.05E-03	5.08E-10	0.84	1.57E-01	6.69E-11	1.0E+06	6.7E-05
8	0.19034	2.40E-06	4.6E-07	1.05E-03	4.77E-10	0.84	1.57E-01	6.28E-11	1.0E+06	6.3E-05
9	0.17571	2.40E-06	4.2E-07	1.05E-03	4.40E-10	0.84	1.57E-01	5.80E-11	1.0E+06	5.8E-05
10	0.16101	2.40E-06	3.9E-07	1.05E-03	4.03E-10	0.84	1.57E-01	5.31E-11	1.0E+06	5.3E-05
11	0.14724	2.40E-06	3.5E-07	1.05E-03	3.69E-10	0.84	1.57E-01	4.86E-11	1.0E+06	4.9E-05
12	0.13459	2.40E-06	3.2E-07	1.05E-03	3.37E-10	0.84	1.57E-01	4.44E-11	1.0E+06	4.4E-05
13	0.1224	2.40E-06	2.9E-07	1.05E-03	3.06E-10	0.84	1.57E-01	4.04E-11	1.0E+06	4.0E-05
14	0.1112	2.40E-06	2.7E-07	1.05E-03	2.78E-10	0.84	1.57E-01	3.67E-11	1.0E+06	3.7E-05
15	0.10302	2.40E-06	2.5E-07	1.05E-03	2.58E-10	0.84	1.57E-01	3.40E-11	1.0E+06	3.4E-05
16	0.09592	2.40E-06	2.3E-07	1.05E-03	2.40E-10	0.84	1.57E-01	3.16E-11	1.0E+06	3.2E-05
17	0.08104	2.40E-06	1.9E-07	1.05E-03	2.03E-10	0.84	1.57E-01	2.67E-11	1.0E+06	2.7E-05
18	0.07653	2.40E-06	1.8E-07	1.05E-03	1.92E-10	0.84	1.57E-01	2.52E-11	1.0E+06	2.5E-05
19	0.0675	2.40E-06	1.6E-07	1.05E-03	1.69E-10	0.84	1.57E-01	2.23E-11	1.0E+06	2.2E-05
20	0.06248	2.40E-06	1.5E-07	1.05E-03	1.56E-10	0.84	1.57E-01	2.06E-11	1.0E+06	2.1E-05
21	0.05649	2.40E-06	1.4E-07	1.05E-03	1.41E-10	0.84	1.57E-01	1.86E-11	1.0E+06	1.9E-05
22	0.20923	2.40E-06	5.0E-07	1.05E-03	5.24E-10	0.84	1.57E-01	6.90E-11	1.0E+06	6.9E-05
23	0.19546	2.40E-06	4.7E-07	1.05E-03	4.89E-10	0.84	1.57E-01	6.45E-11	1.0E+06	6.4E-05
24	0.18164	2.40E-06	4.4E-07	1.05E-03	4.55E-10	0.84	1.57E-01	5.99E-11	1.0E+06	6.0E-05
25	0.16816	2.40E-06	4.0E-07	1.05E-03	4.21E-10	0.84	1.57E-01	5.55E-11	1.0E+06	5.5E-05
26	0.15452	2.40E-06	3.7E-07	1.05E-03	3.87E-10	0.84	1.57E-01	5.10E-11	1.0E+06	5.1E-05
27	0.13999	2.40E-06	3.4E-07	1.05E-03	3.50E-10	0.84	1.57E-01	4.62E-11	1.0E+06	4.6E-05
28	0.12585	2.40E-06	3.0E-07	1.05E-03	3.15E-10	0.84	1.57E-01	4.15E-11	1.0E+06	4.2E-05
29	0.11535	2.40E-06	2.8E-07	1.05E-03	2.89E-10	0.84	1.57E-01	3.80E-11	1.0E+06	3.8E-05
30	0.10967	2.40E-06	2.6E-07	1.05E-03	2.75E-10	0.84	1.57E-01	3.62E-11	1.0E+06	3.6E-05
31	0.09173	2.40E-06	2.2E-07	1.05E-03	2.30E-10	0.84	1.57E-01	3.03E-11	1.0E+06	3.0E-05

Ventura Ranch

P1- Building Construction Haul or Vendor Risk

		Cancer Risk from Birth to 2 years								
Receptor #	Conc	g/sec	Cair	Dose Constant	Dose	ED	Risk Constant	Risk	Constant 2	Risk/ Million
32	0.07026	2.40E-06	1.7E-07	1.05E-03	1.76E-10	0.84	1.57E-01	2.32E-11	1.0E+06	2.3E-05
33	0.06847	2.40E-06	1.6E-07	1.05E-03	1.71E-10	0.84	1.57E-01	2.26E-11	1.0E+06	2.3E-05
34	0.0699	2.40E-06	1.7E-07	1.05E-03	1.75E-10	0.84	1.57E-01	2.31E-11	1.0E+06	2.3E-05
35	0.13203	2.40E-06	3.2E-07	1.05E-03	3.31E-10	0.84	1.57E-01	4.35E-11	1.0E+06	4.4E-05
36	0.11424	2.40E-06	2.7E-07	1.05E-03	2.86E-10	0.84	1.57E-01	3.77E-11	1.0E+06	3.8E-05
37	0.59905	2.40E-06	1.4E-06	1.05E-03	1.50E-09	0.84	1.57E-01	1.98E-10	1.0E+06	2.0E-04
38	0.52159	2.40E-06	1.2E-06	1.05E-03	1.31E-09	0.84	1.57E-01	1.72E-10	1.0E+06	1.7E-04
39	0.45967	2.40E-06	1.1E-06	1.05E-03	1.15E-09	0.84	1.57E-01	1.52E-10	1.0E+06	1.5E-04
40	0.41289	2.40E-06	9.9E-07	1.05E-03	1.03E-09	0.84	1.57E-01	1.36E-10	1.0E+06	1.4E-04
41	0.66058	2.40E-06	1.6E-06	1.05E-03	1.65E-09	0.84	1.57E-01	2.18E-10	1.0E+06	2.2E-04
42	0.57043	2.40E-06	1.4E-06	1.05E-03	1.43E-09	0.84	1.57E-01	1.88E-10	1.0E+06	1.9E-04
43	0.49903	2.40E-06	1.2E-06	1.05E-03	1.25E-09	0.84	1.57E-01	1.65E-10	1.0E+06	1.6E-04
44	0.44544	2.40E-06	1.1E-06	1.05E-03	1.12E-09	0.84	1.57E-01	1.47E-10	1.0E+06	1.5E-04
45	0.406	2.40E-06	9.7E-07	1.05E-03	1.02E-09	0.84	1.57E-01	1.34E-10	1.0E+06	1.3E-04
46	0.22884	2.40E-06	5.5E-07	1.05E-03	5.73E-10	0.84	1.57E-01	7.55E-11	1.0E+06	7.5E-05
47	0.21212	2.40E-06	5.1E-07	1.05E-03	5.31E-10	0.84	1.57E-01	7.00E-11	1.0E+06	7.0E-05
48	0.62767	2.40E-06	1.5E-06	1.05E-03	1.57E-09	0.84	1.57E-01	2.07E-10	1.0E+06	2.1E-04
49	0.54418	2.40E-06	1.3E-06	1.05E-03	1.36E-09	0.84	1.57E-01	1.79E-10	1.0E+06	1.8E-04
50	0.48257	2.40E-06	1.2E-06	1.05E-03	1.21E-09	0.84	1.57E-01	1.59E-10	1.0E+06	1.6E-04
51	0.43873	2.40E-06	1.1E-06	1.05E-03	1.10E-09	0.84	1.57E-01	1.45E-10	1.0E+06	1.4E-04
52	0.24121	2.40E-06	5.8E-07	1.05E-03	6.04E-10	0.84	1.57E-01	7.96E-11	1.0E+06	8.0E-05
53	0.22198	2.40E-06	5.3E-07	1.05E-03	5.56E-10	0.84	1.57E-01	7.32E-11	1.0E+06	7.3E-05
54	0.20776	2.40E-06	5.0E-07	1.05E-03	5.20E-10	0.84	1.57E-01	6.85E-11	1.0E+06	6.9E-05
55	0.59869	2.40E-06	1.4E-06	1.05E-03	1.50E-09	0.84	1.57E-01	1.97E-10	1.0E+06	2.0E-04
56	0.52756	2.40E-06	1.3E-06	1.05E-03	1.32E-09	0.84	1.57E-01	1.74E-10	1.0E+06	1.7E-04
57	0.47756	2.40E-06	1.1E-06	1.05E-03	1.20E-09	0.84	1.57E-01	1.58E-10	1.0E+06	1.6E-04
58	0.4413	2.40E-06	1.1E-06	1.05E-03	1.10E-09	0.84	1.57E-01	1.46E-10	1.0E+06	1.5E-04
59	0.25411	2.40E-06	6.1E-07	1.05E-03	6.36E-10	0.84	1.57E-01	8.38E-11	1.0E+06	8.4E-05
60	0.2347	2.40E-06	5.6E-07	1.05E-03	5.88E-10	0.84	1.57E-01	7.74E-11	1.0E+06	7.7E-05
61	0.21828	2.40E-06	5.2E-07	1.05E-03	5.46E-10	0.84	1.57E-01	7.20E-11	1.0E+06	7.2E-05
62	0.26761	2.40E-06	6.4E-07	1.05E-03	6.70E-10	0.84	1.57E-01	8.83E-11	1.0E+06	8.8E-05

Ventura Ranch

P1- Building Construction Haul or Vendor Risk

		Cancer Risk from Birth to 2 years								
Receptor #	Conc	g/sec	Cair	Dose Constant	Dose	ED	Risk Constant	Risk	Constant 2	Risk/ Million
63	0.24748	2.40E-06	5.9E-07	1.05E-03	6.20E-10	0.84	1.57E-01	8.16E-11	1.0E+06	8.2E-05
64	0.22779	2.40E-06	5.5E-07	1.05E-03	5.70E-10	0.84	1.57E-01	7.51E-11	1.0E+06	7.5E-05
65	0.26071	2.40E-06	6.2E-07	1.05E-03	6.53E-10	0.84	1.57E-01	8.60E-11	1.0E+06	8.6E-05
66	1.01211	2.40E-06	2.4E-06	1.05E-03	2.53E-09	0.84	1.57E-01	3.34E-10	1.0E+06	3.3E-04
67	0.8335	2.40E-06	2.0E-06	1.05E-03	2.09E-09	0.84	1.57E-01	2.75E-10	1.0E+06	2.7E-04
68	0.12834	2.40E-06	3.1E-07	1.05E-03	3.21E-10	0.84	1.57E-01	4.23E-11	1.0E+06	4.2E-05
69	0.10493	2.40E-06	2.5E-07	1.05E-03	2.63E-10	0.84	1.57E-01	3.46E-11	1.0E+06	3.5E-05
70	0.09134	2.40E-06	2.2E-07	1.05E-03	2.29E-10	0.84	1.57E-01	3.01E-11	1.0E+06	3.0E-05
71	0.0831	2.40E-06	2.0E-07	1.05E-03	2.08E-10	0.84	1.57E-01	2.74E-11	1.0E+06	2.7E-05
72	1.18101	2.40E-06	2.8E-06	1.05E-03	2.96E-09	0.84	1.57E-01	3.90E-10	1.0E+06	3.9E-04
73	0.95471	2.40E-06	2.3E-06	1.05E-03	2.39E-09	0.84	1.57E-01	3.15E-10	1.0E+06	3.1E-04
74	0.16012	2.40E-06	3.8E-07	1.05E-03	4.01E-10	0.84	1.57E-01	5.28E-11	1.0E+06	5.3E-05
75	0.13616	2.40E-06	3.3E-07	1.05E-03	3.41E-10	0.84	1.57E-01	4.49E-11	1.0E+06	4.5E-05
76	0.11261	2.40E-06	2.7E-07	1.05E-03	2.82E-10	0.84	1.57E-01	3.71E-11	1.0E+06	3.7E-05
77	0.09787	2.40E-06	2.3E-07	1.05E-03	2.45E-10	0.84	1.57E-01	3.23E-11	1.0E+06	3.2E-05
78	0.09175	2.40E-06	2.2E-07	1.05E-03	2.30E-10	0.84	1.57E-01	3.03E-11	1.0E+06	3.0E-05
79	1.41082	2.40E-06	3.4E-06	1.05E-03	3.53E-09	0.84	1.57E-01	4.65E-10	1.0E+06	4.7E-04
80	1.11586	2.40E-06	2.7E-06	1.05E-03	2.79E-09	0.84	1.57E-01	3.68E-10	1.0E+06	3.7E-04
81	0.16124	2.40E-06	3.9E-07	1.05E-03	4.04E-10	0.84	1.57E-01	5.32E-11	1.0E+06	5.3E-05
82	0.14458	2.40E-06	3.5E-07	1.05E-03	3.62E-10	0.84	1.57E-01	4.77E-11	1.0E+06	4.8E-05
83	0.13346	2.40E-06	3.2E-07	1.05E-03	3.34E-10	0.84	1.57E-01	4.40E-11	1.0E+06	4.4E-05
84	0.12969	2.40E-06	3.1E-07	1.05E-03	3.25E-10	0.84	1.57E-01	4.28E-11	1.0E+06	4.3E-05
85	0.11177	2.40E-06	2.7E-07	1.05E-03	2.80E-10	0.84	1.57E-01	3.69E-11	1.0E+06	3.7E-05
86	1.73854	2.40E-06	4.2E-06	1.05E-03	4.35E-09	0.84	1.57E-01	5.73E-10	1.0E+06	5.7E-04
87	1.29237	2.40E-06	3.1E-06	1.05E-03	3.24E-09	0.84	1.57E-01	4.26E-10	1.0E+06	4.3E-04
88	0.15899	2.40E-06	3.8E-07	1.05E-03	3.98E-10	0.84	1.57E-01	5.24E-11	1.0E+06	5.2E-05
89	15.57642	2.40E-06	3.7E-05	1.05E-03	3.90E-08	0.84	1.57E-01	5.14E-09	1.0E+06	5.1E-03
90	11.44535	2.40E-06	2.7E-05	1.05E-03	2.87E-08	0.84	1.57E-01	3.77E-09	1.0E+06	3.8E-03
91	18.20645	2.40E-06	4.4E-05	1.05E-03	4.56E-08	0.84	1.57E-01	6.00E-09	1.0E+06	6.0E-03
92	11.18143	2.40E-06	2.7E-05	1.05E-03	2.80E-08	0.84	1.57E-01	3.69E-09	1.0E+06	3.7E-03
93	20.95114	2.40E-06	5.0E-05	1.05E-03	5.25E-08	0.84	1.57E-01	6.91E-09	1.0E+06	6.9E-03

Ventura Ranch

P1- Building Construction Haul or Vendor Risk

		Cancer Risk from Birth to 2 years								
Receptor #	Conc	g/sec	Cair	Dose Constant	Dose	ED	Risk Constant	Risk	Constant 2	Risk/ Million
94	13.01504	2.40E-06	3.1E-05	1.05E-03	3.26E-08	0.84	1.57E-01	4.29E-09	1.0E+06	4.3E-03
95	9.07432	2.40E-06	2.2E-05	1.05E-03	2.27E-08	0.84	1.57E-01	2.99E-09	1.0E+06	3.0E-03
96	6.64905	2.40E-06	1.6E-05	1.05E-03	1.66E-08	0.84	1.57E-01	2.19E-09	1.0E+06	2.2E-03
97	4.99337	2.40E-06	1.2E-05	1.05E-03	1.25E-08	0.84	1.57E-01	1.65E-09	1.0E+06	1.6E-03
98	3.88847	2.40E-06	9.3E-06	1.05E-03	9.73E-09	0.84	1.57E-01	1.28E-09	1.0E+06	1.3E-03
99	13.73986	2.40E-06	3.3E-05	1.05E-03	3.44E-08	0.84	1.57E-01	4.53E-09	1.0E+06	4.5E-03
100	9.8886	2.40E-06	2.4E-05	1.05E-03	2.48E-08	0.84	1.57E-01	3.26E-09	1.0E+06	3.3E-03
101	7.48414	2.40E-06	1.8E-05	1.05E-03	1.87E-08	0.84	1.57E-01	2.47E-09	1.0E+06	2.5E-03
102	5.78575	2.40E-06	1.4E-05	1.05E-03	1.45E-08	0.84	1.57E-01	1.91E-09	1.0E+06	1.9E-03
103	4.54733	2.40E-06	1.1E-05	1.05E-03	1.14E-08	0.84	1.57E-01	1.50E-09	1.0E+06	1.5E-03
104	3.59595	2.40E-06	8.6E-06	1.05E-03	9.00E-09	0.84	1.57E-01	1.19E-09	1.0E+06	1.2E-03
105	2.88391	2.40E-06	6.9E-06	1.05E-03	7.22E-09	0.84	1.57E-01	9.51E-10	1.0E+06	9.5E-04
106	2.36163	2.40E-06	5.7E-06	1.05E-03	5.91E-09	0.84	1.57E-01	7.79E-10	1.0E+06	7.8E-04
107	1.97939	2.40E-06	4.7E-06	1.05E-03	4.96E-09	0.84	1.57E-01	6.53E-10	1.0E+06	6.5E-04
108	1.68254	2.40E-06	4.0E-06	1.05E-03	4.21E-09	0.84	1.57E-01	5.55E-10	1.0E+06	5.5E-04
109	10.18663	2.40E-06	2.4E-05	1.05E-03	2.55E-08	0.84	1.57E-01	3.36E-09	1.0E+06	3.4E-03
110	7.89632	2.40E-06	1.9E-05	1.05E-03	1.98E-08	0.84	1.57E-01	2.60E-09	1.0E+06	2.6E-03
111	6.24097	2.40E-06	1.5E-05	1.05E-03	1.56E-08	0.84	1.57E-01	2.06E-09	1.0E+06	2.1E-03
112	4.87072	2.40E-06	1.2E-05	1.05E-03	1.22E-08	0.84	1.57E-01	1.61E-09	1.0E+06	1.6E-03
113	3.98433	2.40E-06	9.5E-06	1.05E-03	9.97E-09	0.84	1.57E-01	1.31E-09	1.0E+06	1.3E-03
114	3.32243	2.40E-06	8.0E-06	1.05E-03	8.32E-09	0.84	1.57E-01	1.10E-09	1.0E+06	1.1E-03
115	2.73196	2.40E-06	6.5E-06	1.05E-03	6.84E-09	0.84	1.57E-01	9.01E-10	1.0E+06	9.0E-04
116	2.28217	2.40E-06	5.5E-06	1.05E-03	5.71E-09	0.84	1.57E-01	7.53E-10	1.0E+06	7.5E-04
117	1.93216	2.40E-06	4.6E-06	1.05E-03	4.84E-09	0.84	1.57E-01	6.37E-10	1.0E+06	6.4E-04
118	1.64379	2.40E-06	3.9E-06	1.05E-03	4.12E-09	0.84	1.57E-01	5.42E-10	1.0E+06	5.4E-04
119	1.40249	2.40E-06	3.4E-06	1.05E-03	3.51E-09	0.84	1.57E-01	4.63E-10	1.0E+06	4.6E-04
120	1.20465	2.40E-06	2.9E-06	1.05E-03	3.02E-09	0.84	1.57E-01	3.97E-10	1.0E+06	4.0E-04
121	1.04736	2.40E-06	2.5E-06	1.05E-03	2.62E-09	0.84	1.57E-01	3.45E-10	1.0E+06	3.5E-04
122	0.90873	2.40E-06	2.2E-06	1.05E-03	2.27E-09	0.84	1.57E-01	3.00E-10	1.0E+06	3.0E-04
123	8.06251	2.40E-06	1.9E-05	1.05E-03	2.02E-08	0.84	1.57E-01	2.66E-09	1.0E+06	2.7E-03
124	6.51863	2.40E-06	1.6E-05	1.05E-03	1.63E-08	0.84	1.57E-01	2.15E-09	1.0E+06	2.1E-03

Ventura Ranch

P1- Building Construction Haul or Vendor Risk

		Cancer Risk from Birth to 2 years								
Receptor #	Conc	g/sec	Cair	Dose Constant	Dose	ED	Risk Constant	Risk	Constant 2	Risk/ Million
125	5.30279	2.40E-06	1.3E-05	1.05E-03	1.33E-08	0.84	1.57E-01	1.75E-09	1.0E+06	1.7E-03
126	4.14953	2.40E-06	9.9E-06	1.05E-03	1.04E-08	0.84	1.57E-01	1.37E-09	1.0E+06	1.4E-03
127	3.52466	2.40E-06	8.4E-06	1.05E-03	8.82E-09	0.84	1.57E-01	1.16E-09	1.0E+06	1.2E-03
128	3.00801	2.40E-06	7.2E-06	1.05E-03	7.53E-09	0.84	1.57E-01	9.92E-10	1.0E+06	9.9E-04
129	2.42478	2.40E-06	5.8E-06	1.05E-03	6.07E-09	0.84	1.57E-01	8.00E-10	1.0E+06	8.0E-04
130	2.08531	2.40E-06	5.0E-06	1.05E-03	5.22E-09	0.84	1.57E-01	6.88E-10	1.0E+06	6.9E-04
131	1.82868	2.40E-06	4.4E-06	1.05E-03	4.58E-09	0.84	1.57E-01	6.03E-10	1.0E+06	6.0E-04
132	1.5757	2.40E-06	3.8E-06	1.05E-03	3.94E-09	0.84	1.57E-01	5.20E-10	1.0E+06	5.2E-04
133	1.37384	2.40E-06	3.3E-06	1.05E-03	3.44E-09	0.84	1.57E-01	4.53E-10	1.0E+06	4.5E-04
134	1.21308	2.40E-06	2.9E-06	1.05E-03	3.04E-09	0.84	1.57E-01	4.00E-10	1.0E+06	4.0E-04
135	1.06348	2.40E-06	2.5E-06	1.05E-03	2.66E-09	0.84	1.57E-01	3.51E-10	1.0E+06	3.5E-04
136	0.93164	2.40E-06	2.2E-06	1.05E-03	2.33E-09	0.84	1.57E-01	3.07E-10	1.0E+06	3.1E-04
137	0.82157	2.40E-06	2.0E-06	1.05E-03	2.06E-09	0.84	1.57E-01	2.71E-10	1.0E+06	2.7E-04
138	0.71713	2.40E-06	1.7E-06	1.05E-03	1.80E-09	0.84	1.57E-01	2.37E-10	1.0E+06	2.4E-04
139	6.61237	2.40E-06	1.6E-05	1.05E-03	1.66E-08	0.84	1.57E-01	2.18E-09	1.0E+06	2.2E-03
140	5.52987	2.40E-06	1.3E-05	1.05E-03	1.38E-08	0.84	1.57E-01	1.82E-09	1.0E+06	1.8E-03
141	4.58597	2.40E-06	1.1E-05	1.05E-03	1.15E-08	0.84	1.57E-01	1.51E-09	1.0E+06	1.5E-03
142	3.61614	2.40E-06	8.7E-06	1.05E-03	9.05E-09	0.84	1.57E-01	1.19E-09	1.0E+06	1.2E-03
143	3.15758	2.40E-06	7.6E-06	1.05E-03	7.90E-09	0.84	1.57E-01	1.04E-09	1.0E+06	1.0E-03
144	2.71604	2.40E-06	6.5E-06	1.05E-03	6.80E-09	0.84	1.57E-01	8.96E-10	1.0E+06	9.0E-04
145	2.20625	2.40E-06	5.3E-06	1.05E-03	5.52E-09	0.84	1.57E-01	7.28E-10	1.0E+06	7.3E-04
146	1.93656	2.40E-06	4.6E-06	1.05E-03	4.85E-09	0.84	1.57E-01	6.39E-10	1.0E+06	6.4E-04
147	1.71451	2.40E-06	4.1E-06	1.05E-03	4.29E-09	0.84	1.57E-01	5.65E-10	1.0E+06	5.7E-04
148	1.46985	2.40E-06	3.5E-06	1.05E-03	3.68E-09	0.84	1.57E-01	4.85E-10	1.0E+06	4.8E-04
149	1.29854	2.40E-06	3.1E-06	1.05E-03	3.25E-09	0.84	1.57E-01	4.28E-10	1.0E+06	4.3E-04
150	1.17389	2.40E-06	2.8E-06	1.05E-03	2.94E-09	0.84	1.57E-01	3.87E-10	1.0E+06	3.9E-04
151	1.03333	2.40E-06	2.5E-06	1.05E-03	2.59E-09	0.84	1.57E-01	3.41E-10	1.0E+06	3.4E-04
152	0.90876	2.40E-06	2.2E-06	1.05E-03	2.28E-09	0.84	1.57E-01	3.00E-10	1.0E+06	3.0E-04
153	0.82556	2.40E-06	2.0E-06	1.05E-03	2.07E-09	0.84	1.57E-01	2.72E-10	1.0E+06	2.7E-04
154	0.73055	2.40E-06	1.7E-06	1.05E-03	1.83E-09	0.84	1.57E-01	2.41E-10	1.0E+06	2.4E-04
155	5.61883	2.40E-06	1.3E-05	1.05E-03	1.41E-08	0.84	1.57E-01	1.85E-09	1.0E+06	1.9E-03

Ventura Ranch

P1- Building Construction Haul or Vendor Risk

		Cancer Risk from Birth to 2 years								
Receptor #	Conc	g/sec	Cair	Dose Constant	Dose	ED	Risk Constant	Risk	Constant 2	Risk/ Million
156	4.79418	2.40E-06	1.1E-05	1.05E-03	1.20E-08	0.84	1.57E-01	1.58E-09	1.0E+06	1.6E-03
157	4.02371	2.40E-06	9.6E-06	1.05E-03	1.01E-08	0.84	1.57E-01	1.33E-09	1.0E+06	1.3E-03
158	3.19956	2.40E-06	7.7E-06	1.05E-03	8.01E-09	0.84	1.57E-01	1.06E-09	1.0E+06	1.1E-03
159	2.83648	2.40E-06	6.8E-06	1.05E-03	7.10E-09	0.84	1.57E-01	9.35E-10	1.0E+06	9.4E-04
160	2.46405	2.40E-06	5.9E-06	1.05E-03	6.17E-09	0.84	1.57E-01	8.13E-10	1.0E+06	8.1E-04
161	2.02437	2.40E-06	4.8E-06	1.05E-03	5.07E-09	0.84	1.57E-01	6.68E-10	1.0E+06	6.7E-04
162	1.79538	2.40E-06	4.3E-06	1.05E-03	4.49E-09	0.84	1.57E-01	5.92E-10	1.0E+06	5.9E-04
163	1.60527	2.40E-06	3.8E-06	1.05E-03	4.02E-09	0.84	1.57E-01	5.29E-10	1.0E+06	5.3E-04
164	1.38759	2.40E-06	3.3E-06	1.05E-03	3.47E-09	0.84	1.57E-01	4.58E-10	1.0E+06	4.6E-04
165	1.23382	2.40E-06	3.0E-06	1.05E-03	3.09E-09	0.84	1.57E-01	4.07E-10	1.0E+06	4.1E-04
166	1.12484	2.40E-06	2.7E-06	1.05E-03	2.82E-09	0.84	1.57E-01	3.71E-10	1.0E+06	3.7E-04
167	0.99751	2.40E-06	2.4E-06	1.05E-03	2.50E-09	0.84	1.57E-01	3.29E-10	1.0E+06	3.3E-04
168	0.87538	2.40E-06	2.1E-06	1.05E-03	2.19E-09	0.84	1.57E-01	2.89E-10	1.0E+06	2.9E-04
169	0.80333	2.40E-06	1.9E-06	1.05E-03	2.01E-09	0.84	1.57E-01	2.65E-10	1.0E+06	2.6E-04
170	0.71866	2.40E-06	1.7E-06	1.05E-03	1.80E-09	0.84	1.57E-01	2.37E-10	1.0E+06	2.4E-04
171	4.89369	2.40E-06	1.2E-05	1.05E-03	1.23E-08	0.84	1.57E-01	1.61E-09	1.0E+06	1.6E-03
172	4.23822	2.40E-06	1.0E-05	1.05E-03	1.06E-08	0.84	1.57E-01	1.40E-09	1.0E+06	1.4E-03
173	3.5815	2.40E-06	8.6E-06	1.05E-03	8.97E-09	0.84	1.57E-01	1.18E-09	1.0E+06	1.2E-03
174	2.8665	2.40E-06	6.9E-06	1.05E-03	7.18E-09	0.84	1.57E-01	9.45E-10	1.0E+06	9.5E-04
175	2.55401	2.40E-06	6.1E-06	1.05E-03	6.39E-09	0.84	1.57E-01	8.42E-10	1.0E+06	8.4E-04
176	2.2436	2.40E-06	5.4E-06	1.05E-03	5.62E-09	0.84	1.57E-01	7.40E-10	1.0E+06	7.4E-04
177	1.86418	2.40E-06	4.5E-06	1.05E-03	4.67E-09	0.84	1.57E-01	6.15E-10	1.0E+06	6.1E-04
178	1.66048	2.40E-06	4.0E-06	1.05E-03	4.16E-09	0.84	1.57E-01	5.48E-10	1.0E+06	5.5E-04
179	1.49454	2.40E-06	3.6E-06	1.05E-03	3.74E-09	0.84	1.57E-01	4.93E-10	1.0E+06	4.9E-04
180	1.30111	2.40E-06	3.1E-06	1.05E-03	3.26E-09	0.84	1.57E-01	4.29E-10	1.0E+06	4.3E-04
181	1.15995	2.40E-06	2.8E-06	1.05E-03	2.90E-09	0.84	1.57E-01	3.83E-10	1.0E+06	3.8E-04
182	1.06517	2.40E-06	2.6E-06	1.05E-03	2.67E-09	0.84	1.57E-01	3.51E-10	1.0E+06	3.5E-04
183	0.95092	2.40E-06	2.3E-06	1.05E-03	2.38E-09	0.84	1.57E-01	3.14E-10	1.0E+06	3.1E-04
184	0.8363	2.40E-06	2.0E-06	1.05E-03	2.09E-09	0.84	1.57E-01	2.76E-10	1.0E+06	2.8E-04
185	0.77225	2.40E-06	1.8E-06	1.05E-03	1.93E-09	0.84	1.57E-01	2.55E-10	1.0E+06	2.5E-04
186	0.69601	2.40E-06	1.7E-06	1.05E-03	1.74E-09	0.84	1.57E-01	2.30E-10	1.0E+06	2.3E-04

Ventura Ranch

P1- Building Construction Haul or Vendor Risk

		Cancer Risk from Birth to 2 years								
Receptor #	Conc	g/sec	Cair	Dose Constant	Dose	ED	Risk Constant	Risk	Constant 2	Risk/ Million
187	4.36778	2.40E-06	1.0E-05	1.05E-03	1.09E-08	0.84	1.57E-01	1.44E-09	1.0E+06	1.4E-03
188	3.80089	2.40E-06	9.1E-06	1.05E-03	9.52E-09	0.84	1.57E-01	1.25E-09	1.0E+06	1.3E-03
189	3.22347	2.40E-06	7.7E-06	1.05E-03	8.07E-09	0.84	1.57E-01	1.06E-09	1.0E+06	1.1E-03
190	2.5863	2.40E-06	6.2E-06	1.05E-03	6.47E-09	0.84	1.57E-01	8.53E-10	1.0E+06	8.5E-04
191	2.31388	2.40E-06	5.5E-06	1.05E-03	5.79E-09	0.84	1.57E-01	7.63E-10	1.0E+06	7.6E-04
192	2.05249	2.40E-06	4.9E-06	1.05E-03	5.14E-09	0.84	1.57E-01	6.77E-10	1.0E+06	6.8E-04
193	1.71095	2.40E-06	4.1E-06	1.05E-03	4.28E-09	0.84	1.57E-01	5.64E-10	1.0E+06	5.6E-04
194	1.53079	2.40E-06	3.7E-06	1.05E-03	3.83E-09	0.84	1.57E-01	5.05E-10	1.0E+06	5.0E-04
195	1.38985	2.40E-06	3.3E-06	1.05E-03	3.48E-09	0.84	1.57E-01	4.58E-10	1.0E+06	4.6E-04
196	1.21992	2.40E-06	2.9E-06	1.05E-03	3.05E-09	0.84	1.57E-01	4.02E-10	1.0E+06	4.0E-04
197	1.09269	2.40E-06	2.6E-06	1.05E-03	2.74E-09	0.84	1.57E-01	3.60E-10	1.0E+06	3.6E-04
198	1.00881	2.40E-06	2.4E-06	1.05E-03	2.53E-09	0.84	1.57E-01	3.33E-10	1.0E+06	3.3E-04
199	0.90597	2.40E-06	2.2E-06	1.05E-03	2.27E-09	0.84	1.57E-01	2.99E-10	1.0E+06	3.0E-04
200	0.79278	2.40E-06	1.9E-06	1.05E-03	1.98E-09	0.84	1.57E-01	2.61E-10	1.0E+06	2.6E-04
201	0.73859	2.40E-06	1.8E-06	1.05E-03	1.85E-09	0.84	1.57E-01	2.44E-10	1.0E+06	2.4E-04
202	0.67144	2.40E-06	1.6E-06	1.05E-03	1.68E-09	0.84	1.57E-01	2.21E-10	1.0E+06	2.2E-04
203	3.9794	2.40E-06	9.5E-06	1.05E-03	9.96E-09	0.84	1.57E-01	1.31E-09	1.0E+06	1.3E-03
204	3.46719	2.40E-06	8.3E-06	1.05E-03	8.68E-09	0.84	1.57E-01	1.14E-09	1.0E+06	1.1E-03
205	2.95601	2.40E-06	7.1E-06	1.05E-03	7.40E-09	0.84	1.57E-01	9.75E-10	1.0E+06	9.7E-04
206	2.37539	2.40E-06	5.7E-06	1.05E-03	5.95E-09	0.84	1.57E-01	7.83E-10	1.0E+06	7.8E-04
207	2.11394	2.40E-06	5.1E-06	1.05E-03	5.29E-09	0.84	1.57E-01	6.97E-10	1.0E+06	7.0E-04
208	1.88754	2.40E-06	4.5E-06	1.05E-03	4.73E-09	0.84	1.57E-01	6.23E-10	1.0E+06	6.2E-04
209	1.58052	2.40E-06	3.8E-06	1.05E-03	3.96E-09	0.84	1.57E-01	5.21E-10	1.0E+06	5.2E-04
210	1.41196	2.40E-06	3.4E-06	1.05E-03	3.53E-09	0.84	1.57E-01	4.66E-10	1.0E+06	4.7E-04
211	1.28783	2.40E-06	3.1E-06	1.05E-03	3.22E-09	0.84	1.57E-01	4.25E-10	1.0E+06	4.2E-04
212	1.14851	2.40E-06	2.8E-06	1.05E-03	2.88E-09	0.84	1.57E-01	3.79E-10	1.0E+06	3.8E-04
213	1.03851	2.40E-06	2.5E-06	1.05E-03	2.60E-09	0.84	1.57E-01	3.43E-10	1.0E+06	3.4E-04
214	0.96226	2.40E-06	2.3E-06	1.05E-03	2.41E-09	0.84	1.57E-01	3.17E-10	1.0E+06	3.2E-04
215	0.86395	2.40E-06	2.1E-06	1.05E-03	2.16E-09	0.84	1.57E-01	2.85E-10	1.0E+06	2.8E-04
216	0.7513	2.40E-06	1.8E-06	1.05E-03	1.88E-09	0.84	1.57E-01	2.48E-10	1.0E+06	2.5E-04
217	0.70358	2.40E-06	1.7E-06	1.05E-03	1.76E-09	0.84	1.57E-01	2.32E-10	1.0E+06	2.3E-04

Ventura Ranch

P1- Building Construction Haul or Vendor Risk

		Cancer Risk from Birth to 2 years								
Receptor #	Conc	g/sec	Cair	Dose Constant	Dose	ED	Risk Constant	Risk	Constant 2	Risk/ Million
218	0.64811	2.40E-06	1.6E-06	1.05E-03	1.62E-09	0.84	1.57E-01	2.14E-10	1.0E+06	2.1E-04
219	3.66138	2.40E-06	8.8E-06	1.05E-03	9.17E-09	0.84	1.57E-01	1.21E-09	1.0E+06	1.2E-03
220	3.20101	2.40E-06	7.7E-06	1.05E-03	8.01E-09	0.84	1.57E-01	1.06E-09	1.0E+06	1.1E-03
221	2.73219	2.40E-06	6.5E-06	1.05E-03	6.84E-09	0.84	1.57E-01	9.01E-10	1.0E+06	9.0E-04
222	2.20339	2.40E-06	5.3E-06	1.05E-03	5.52E-09	0.84	1.57E-01	7.27E-10	1.0E+06	7.3E-04
223	1.94883	2.40E-06	4.7E-06	1.05E-03	4.88E-09	0.84	1.57E-01	6.43E-10	1.0E+06	6.4E-04
224	1.73834	2.40E-06	4.2E-06	1.05E-03	4.35E-09	0.84	1.57E-01	5.73E-10	1.0E+06	5.7E-04
225	1.48285	2.40E-06	3.6E-06	1.05E-03	3.71E-09	0.84	1.57E-01	4.89E-10	1.0E+06	4.9E-04
226	1.30979	2.40E-06	3.1E-06	1.05E-03	3.28E-09	0.84	1.57E-01	4.32E-10	1.0E+06	4.3E-04
227	1.1994	2.40E-06	2.9E-06	1.05E-03	3.00E-09	0.84	1.57E-01	3.96E-10	1.0E+06	4.0E-04
228	1.08286	2.40E-06	2.6E-06	1.05E-03	2.71E-09	0.84	1.57E-01	3.57E-10	1.0E+06	3.6E-04
229	0.99514	2.40E-06	2.4E-06	1.05E-03	2.49E-09	0.84	1.57E-01	3.28E-10	1.0E+06	3.3E-04
230	0.91976	2.40E-06	2.2E-06	1.05E-03	2.30E-09	0.84	1.57E-01	3.03E-10	1.0E+06	3.0E-04
231	0.80234	2.40E-06	1.9E-06	1.05E-03	2.01E-09	0.84	1.57E-01	2.65E-10	1.0E+06	2.6E-04
232	0.71245	2.40E-06	1.7E-06	1.05E-03	1.78E-09	0.84	1.57E-01	2.35E-10	1.0E+06	2.3E-04
233	0.67073	2.40E-06	1.6E-06	1.05E-03	1.68E-09	0.84	1.57E-01	2.21E-10	1.0E+06	2.2E-04
234	0.62035	2.40E-06	1.5E-06	1.05E-03	1.55E-09	0.84	1.57E-01	2.05E-10	1.0E+06	2.0E-04
235	3.39092	2.40E-06	8.1E-06	1.05E-03	8.49E-09	0.84	1.57E-01	1.12E-09	1.0E+06	1.1E-03
236	2.97217	2.40E-06	7.1E-06	1.05E-03	7.44E-09	0.84	1.57E-01	9.80E-10	1.0E+06	9.8E-04
237	2.54207	2.40E-06	6.1E-06	1.05E-03	6.36E-09	0.84	1.57E-01	8.38E-10	1.0E+06	8.4E-04
238	2.07519	2.40E-06	5.0E-06	1.05E-03	5.20E-09	0.84	1.57E-01	6.84E-10	1.0E+06	6.8E-04
239	1.80708	2.40E-06	4.3E-06	1.05E-03	4.52E-09	0.84	1.57E-01	5.96E-10	1.0E+06	6.0E-04
240	1.62604	2.40E-06	3.9E-06	1.05E-03	4.07E-09	0.84	1.57E-01	5.36E-10	1.0E+06	5.4E-04
241	1.41878	2.40E-06	3.4E-06	1.05E-03	3.55E-09	0.84	1.57E-01	4.68E-10	1.0E+06	4.7E-04
242	1.22129	2.40E-06	2.9E-06	1.05E-03	3.06E-09	0.84	1.57E-01	4.03E-10	1.0E+06	4.0E-04
243	1.12972	2.40E-06	2.7E-06	1.05E-03	2.83E-09	0.84	1.57E-01	3.73E-10	1.0E+06	3.7E-04
244	1.03008	2.40E-06	2.5E-06	1.05E-03	2.58E-09	0.84	1.57E-01	3.40E-10	1.0E+06	3.4E-04
245	0.95441	2.40E-06	2.3E-06	1.05E-03	2.39E-09	0.84	1.57E-01	3.15E-10	1.0E+06	3.1E-04
246	0.88044	2.40E-06	2.1E-06	1.05E-03	2.20E-09	0.84	1.57E-01	2.90E-10	1.0E+06	2.9E-04
247	0.73693	2.40E-06	1.8E-06	1.05E-03	1.84E-09	0.84	1.57E-01	2.43E-10	1.0E+06	2.4E-04
248	0.68162	2.40E-06	1.6E-06	1.05E-03	1.71E-09	0.84	1.57E-01	2.25E-10	1.0E+06	2.2E-04

Ventura Ranch

P1- Building Construction Haul or Vendor Risk

		Cancer Risk from Birth to 2 years								
Receptor #	Conc	g/sec	Cair	Dose Constant	Dose	ED	Risk Constant	Risk	Constant 2	Risk/ Million
249	0.63868	2.40E-06	1.5E-06	1.05E-03	1.60E-09	0.84	1.57E-01	2.11E-10	1.0E+06	2.1E-04
250	0.59265	2.40E-06	1.4E-06	1.05E-03	1.48E-09	0.84	1.57E-01	1.95E-10	1.0E+06	2.0E-04
251	3.19575	2.40E-06	7.7E-06	1.05E-03	8.00E-09	0.84	1.57E-01	1.05E-09	1.0E+06	1.1E-03
252	2.76951	2.40E-06	6.6E-06	1.05E-03	6.93E-09	0.84	1.57E-01	9.13E-10	1.0E+06	9.1E-04
253	2.38914	2.40E-06	5.7E-06	1.05E-03	5.98E-09	0.84	1.57E-01	7.88E-10	1.0E+06	7.9E-04
254	2.00279	2.40E-06	4.8E-06	1.05E-03	5.01E-09	0.84	1.57E-01	6.61E-10	1.0E+06	6.6E-04
255	1.68993	2.40E-06	4.0E-06	1.05E-03	4.23E-09	0.84	1.57E-01	5.57E-10	1.0E+06	5.6E-04
256	1.53663	2.40E-06	3.7E-06	1.05E-03	3.85E-09	0.84	1.57E-01	5.07E-10	1.0E+06	5.1E-04
257	1.364	2.40E-06	3.3E-06	1.05E-03	3.41E-09	0.84	1.57E-01	4.50E-10	1.0E+06	4.5E-04
258	1.1574	2.40E-06	2.8E-06	1.05E-03	2.90E-09	0.84	1.57E-01	3.82E-10	1.0E+06	3.8E-04
259	1.06634	2.40E-06	2.6E-06	1.05E-03	2.67E-09	0.84	1.57E-01	3.52E-10	1.0E+06	3.5E-04
260	0.97769	2.40E-06	2.3E-06	1.05E-03	2.45E-09	0.84	1.57E-01	3.22E-10	1.0E+06	3.2E-04
261	0.90503	2.40E-06	2.2E-06	1.05E-03	2.27E-09	0.84	1.57E-01	2.98E-10	1.0E+06	3.0E-04
262	0.84018	2.40E-06	2.0E-06	1.05E-03	2.10E-09	0.84	1.57E-01	2.77E-10	1.0E+06	2.8E-04
263	0.7006	2.40E-06	1.7E-06	1.05E-03	1.75E-09	0.84	1.57E-01	2.31E-10	1.0E+06	2.3E-04
264	0.6597	2.40E-06	1.6E-06	1.05E-03	1.65E-09	0.84	1.57E-01	2.18E-10	1.0E+06	2.2E-04
265	0.60324	2.40E-06	1.4E-06	1.05E-03	1.51E-09	0.84	1.57E-01	1.99E-10	1.0E+06	2.0E-04
266	0.55813	2.40E-06	1.3E-06	1.05E-03	1.40E-09	0.84	1.57E-01	1.84E-10	1.0E+06	1.8E-04
267	3.11959	2.40E-06	7.5E-06	1.05E-03	7.81E-09	0.84	1.57E-01	1.03E-09	1.0E+06	1.0E-03
268	2.58145	2.40E-06	6.2E-06	1.05E-03	6.46E-09	0.84	1.57E-01	8.51E-10	1.0E+06	8.5E-04
269	2.26569	2.40E-06	5.4E-06	1.05E-03	5.67E-09	0.84	1.57E-01	7.47E-10	1.0E+06	7.5E-04
270	1.95614	2.40E-06	4.7E-06	1.05E-03	4.90E-09	0.84	1.57E-01	6.45E-10	1.0E+06	6.5E-04
271	1.60196	2.40E-06	3.8E-06	1.05E-03	4.01E-09	0.84	1.57E-01	5.28E-10	1.0E+06	5.3E-04
272	1.45263	2.40E-06	3.5E-06	1.05E-03	3.64E-09	0.84	1.57E-01	4.79E-10	1.0E+06	4.8E-04
273	1.30412	2.40E-06	3.1E-06	1.05E-03	3.26E-09	0.84	1.57E-01	4.30E-10	1.0E+06	4.3E-04
274	1.13089	2.40E-06	2.7E-06	1.05E-03	2.83E-09	0.84	1.57E-01	3.73E-10	1.0E+06	3.7E-04
275	1.00821	2.40E-06	2.4E-06	1.05E-03	2.52E-09	0.84	1.57E-01	3.33E-10	1.0E+06	3.3E-04
276	0.93564	2.40E-06	2.2E-06	1.05E-03	2.34E-09	0.84	1.57E-01	3.09E-10	1.0E+06	3.1E-04
277	0.84125	2.40E-06	2.0E-06	1.05E-03	2.11E-09	0.84	1.57E-01	2.77E-10	1.0E+06	2.8E-04
278	0.75547	2.40E-06	1.8E-06	1.05E-03	1.89E-09	0.84	1.57E-01	2.49E-10	1.0E+06	2.5E-04
279	0.68855	2.40E-06	1.6E-06	1.05E-03	1.72E-09	0.84	1.57E-01	2.27E-10	1.0E+06	2.3E-04

Ventura Ranch

P1- Building Construction Haul or Vendor Risk

		Cancer Risk from Birth to 2 years								
Receptor #	Conc	g/sec	Cair	Dose Constant	Dose	ED	Risk Constant	Risk	Constant 2	Risk/ Million
280	0.64515	2.40E-06	1.5E-06	1.05E-03	1.62E-09	0.84	1.57E-01	2.13E-10	1.0E+06	2.1E-04
281	0.5882	2.40E-06	1.4E-06	1.05E-03	1.47E-09	0.84	1.57E-01	1.94E-10	1.0E+06	1.9E-04
282	0.54895	2.40E-06	1.3E-06	1.05E-03	1.37E-09	0.84	1.57E-01	1.81E-10	1.0E+06	1.8E-04
283	3.12407	2.40E-06	7.5E-06	1.05E-03	7.82E-09	0.84	1.57E-01	1.03E-09	1.0E+06	1.0E-03
284	2.44466	2.40E-06	5.9E-06	1.05E-03	6.12E-09	0.84	1.57E-01	8.06E-10	1.0E+06	8.1E-04
285	2.17069	2.40E-06	5.2E-06	1.05E-03	5.43E-09	0.84	1.57E-01	7.16E-10	1.0E+06	7.2E-04
286	1.88906	2.40E-06	4.5E-06	1.05E-03	4.73E-09	0.84	1.57E-01	6.23E-10	1.0E+06	6.2E-04
287	1.56333	2.40E-06	3.7E-06	1.05E-03	3.91E-09	0.84	1.57E-01	5.16E-10	1.0E+06	5.2E-04
288	1.37606	2.40E-06	3.3E-06	1.05E-03	3.44E-09	0.84	1.57E-01	4.54E-10	1.0E+06	4.5E-04
289	1.25716	2.40E-06	3.0E-06	1.05E-03	3.15E-09	0.84	1.57E-01	4.15E-10	1.0E+06	4.1E-04
290	1.11964	2.40E-06	2.7E-06	1.05E-03	2.80E-09	0.84	1.57E-01	3.69E-10	1.0E+06	3.7E-04
291	0.96908	2.40E-06	2.3E-06	1.05E-03	2.43E-09	0.84	1.57E-01	3.20E-10	1.0E+06	3.2E-04
292	0.89906	2.40E-06	2.2E-06	1.05E-03	2.25E-09	0.84	1.57E-01	2.97E-10	1.0E+06	3.0E-04
293	0.81305	2.40E-06	1.9E-06	1.05E-03	2.04E-09	0.84	1.57E-01	2.68E-10	1.0E+06	2.7E-04
294	0.74039	2.40E-06	1.8E-06	1.05E-03	1.85E-09	0.84	1.57E-01	2.44E-10	1.0E+06	2.4E-04
295	0.68021	2.40E-06	1.6E-06	1.05E-03	1.70E-09	0.84	1.57E-01	2.24E-10	1.0E+06	2.2E-04
296	0.63215	2.40E-06	1.5E-06	1.05E-03	1.58E-09	0.84	1.57E-01	2.08E-10	1.0E+06	2.1E-04
297	0.58027	2.40E-06	1.4E-06	1.05E-03	1.45E-09	0.84	1.57E-01	1.91E-10	1.0E+06	1.9E-04
298	0.53761	2.40E-06	1.3E-06	1.05E-03	1.35E-09	0.84	1.57E-01	1.77E-10	1.0E+06	1.8E-04
299	2.3673	2.40E-06	5.7E-06	1.05E-03	5.93E-09	0.84	1.57E-01	7.81E-10	1.0E+06	7.8E-04
300	2.07588	2.40E-06	5.0E-06	1.05E-03	5.20E-09	0.84	1.57E-01	6.85E-10	1.0E+06	6.8E-04
301	1.84684	2.40E-06	4.4E-06	1.05E-03	4.62E-09	0.84	1.57E-01	6.09E-10	1.0E+06	6.1E-04
302	1.60304	2.40E-06	3.8E-06	1.05E-03	4.01E-09	0.84	1.57E-01	5.29E-10	1.0E+06	5.3E-04
303	1.38056	2.40E-06	3.3E-06	1.05E-03	3.46E-09	0.84	1.57E-01	4.55E-10	1.0E+06	4.6E-04
304	1.21221	2.40E-06	2.9E-06	1.05E-03	3.03E-09	0.84	1.57E-01	4.00E-10	1.0E+06	4.0E-04
305	1.07733	2.40E-06	2.6E-06	1.05E-03	2.70E-09	0.84	1.57E-01	3.55E-10	1.0E+06	3.6E-04
306	0.95597	2.40E-06	2.3E-06	1.05E-03	2.39E-09	0.84	1.57E-01	3.15E-10	1.0E+06	3.2E-04
307	0.87173	2.40E-06	2.1E-06	1.05E-03	2.18E-09	0.84	1.57E-01	2.88E-10	1.0E+06	2.9E-04
308	0.79628	2.40E-06	1.9E-06	1.05E-03	1.99E-09	0.84	1.57E-01	2.63E-10	1.0E+06	2.6E-04

Ventura Ranch

P1- Building Construction Haul or Vendor Risk

		Cancer Risk from Birth to 2 years								
Receptor #	Conc	g/sec	Cair	Dose Constant	Dose	ED	Risk Constant	Risk	Constant 2	Risk/ Million
309	0.71892	2.40E-06	1.7E-06	1.05E-03	1.80E-09	0.84	1.57E-01	2.37E-10	1.0E+06	2.4E-04
310	0.66416	2.40E-06	1.6E-06	1.05E-03	1.66E-09	0.84	1.57E-01	2.19E-10	1.0E+06	2.2E-04
311	0.62531	2.40E-06	1.5E-06	1.05E-03	1.57E-09	0.84	1.57E-01	2.06E-10	1.0E+06	2.1E-04
312	0.58519	2.40E-06	1.4E-06	1.05E-03	1.46E-09	0.84	1.57E-01	1.93E-10	1.0E+06	1.9E-04
313	0.52414	2.40E-06	1.3E-06	1.05E-03	1.31E-09	0.84	1.57E-01	1.73E-10	1.0E+06	1.7E-04
314	2.42625	2.40E-06	5.8E-06	1.05E-03	6.07E-09	0.84	1.57E-01	8.00E-10	1.0E+06	8.0E-04
315	1.96962	2.40E-06	4.7E-06	1.05E-03	4.93E-09	0.84	1.57E-01	6.50E-10	1.0E+06	6.5E-04
316	1.77895	2.40E-06	4.3E-06	1.05E-03	4.45E-09	0.84	1.57E-01	5.87E-10	1.0E+06	5.9E-04
317	1.55978	2.40E-06	3.7E-06	1.05E-03	3.90E-09	0.84	1.57E-01	5.14E-10	1.0E+06	5.1E-04
318	1.27319	2.40E-06	3.0E-06	1.05E-03	3.19E-09	0.84	1.57E-01	4.20E-10	1.0E+06	4.2E-04
319	1.16767	2.40E-06	2.8E-06	1.05E-03	2.92E-09	0.84	1.57E-01	3.85E-10	1.0E+06	3.9E-04
320	1.05803	2.40E-06	2.5E-06	1.05E-03	2.65E-09	0.84	1.57E-01	3.49E-10	1.0E+06	3.5E-04
321	0.91141	2.40E-06	2.2E-06	1.05E-03	2.28E-09	0.84	1.57E-01	3.01E-10	1.0E+06	3.0E-04
322	0.84743	2.40E-06	2.0E-06	1.05E-03	2.12E-09	0.84	1.57E-01	2.79E-10	1.0E+06	2.8E-04
323	0.7818	2.40E-06	1.9E-06	1.05E-03	1.96E-09	0.84	1.57E-01	2.58E-10	1.0E+06	2.6E-04
324	0.7093	2.40E-06	1.7E-06	1.05E-03	1.78E-09	0.84	1.57E-01	2.34E-10	1.0E+06	2.3E-04
325	0.65216	2.40E-06	1.6E-06	1.05E-03	1.63E-09	0.84	1.57E-01	2.15E-10	1.0E+06	2.2E-04
326	0.61721	2.40E-06	1.5E-06	1.05E-03	1.55E-09	0.84	1.57E-01	2.04E-10	1.0E+06	2.0E-04
327	0.57761	2.40E-06	1.4E-06	1.05E-03	1.45E-09	0.84	1.57E-01	1.91E-10	1.0E+06	1.9E-04
328	0.5113	2.40E-06	1.2E-06	1.05E-03	1.28E-09	0.84	1.57E-01	1.69E-10	1.0E+06	1.7E-04
329	2.4358	2.40E-06	5.8E-06	1.05E-03	6.10E-09	0.84	1.57E-01	8.03E-10	1.0E+06	8.0E-04
330	1.87806	2.40E-06	4.5E-06	1.05E-03	4.70E-09	0.84	1.57E-01	6.19E-10	1.0E+06	6.2E-04
331	1.69884	2.40E-06	4.1E-06	1.05E-03	4.25E-09	0.84	1.57E-01	5.60E-10	1.0E+06	5.6E-04
332	1.50216	2.40E-06	3.6E-06	1.05E-03	3.76E-09	0.84	1.57E-01	4.95E-10	1.0E+06	5.0E-04
333	1.24376	2.40E-06	3.0E-06	1.05E-03	3.11E-09	0.84	1.57E-01	4.10E-10	1.0E+06	4.1E-04
334	1.13765	2.40E-06	2.7E-06	1.05E-03	2.85E-09	0.84	1.57E-01	3.75E-10	1.0E+06	3.8E-04
335	1.04077	2.40E-06	2.5E-06	1.05E-03	2.61E-09	0.84	1.57E-01	3.43E-10	1.0E+06	3.4E-04
336	0.90045	2.40E-06	2.2E-06	1.05E-03	2.25E-09	0.84	1.57E-01	2.97E-10	1.0E+06	3.0E-04
337	0.83257	2.40E-06	2.0E-06	1.05E-03	2.08E-09	0.84	1.57E-01	2.75E-10	1.0E+06	2.7E-04
338	0.77573	2.40E-06	1.9E-06	1.05E-03	1.94E-09	0.84	1.57E-01	2.56E-10	1.0E+06	2.6E-04
339	0.70836	2.40E-06	1.7E-06	1.05E-03	1.77E-09	0.84	1.57E-01	2.34E-10	1.0E+06	2.3E-04

Ventura Ranch

P1- Building Construction Haul or Vendor Risk

		Cancer Risk from Birth to 2 years								
Receptor #	Conc	g/sec	Cair	Dose Constant	Dose	ED	Risk Constant	Risk	Constant 2	Risk/ Million
340	0.64247	2.40E-06	1.5E-06	1.05E-03	1.61E-09	0.84	1.57E-01	2.12E-10	1.0E+06	2.1E-04
341	0.60896	2.40E-06	1.5E-06	1.05E-03	1.52E-09	0.84	1.57E-01	2.01E-10	1.0E+06	2.0E-04
342	0.56955	2.40E-06	1.4E-06	1.05E-03	1.43E-09	0.84	1.57E-01	1.88E-10	1.0E+06	1.9E-04
343	0.50006	2.40E-06	1.2E-06	1.05E-03	1.25E-09	0.84	1.57E-01	1.65E-10	1.0E+06	1.6E-04
344	0.4431	2.40E-06	1.1E-06	1.05E-03	1.11E-09	0.84	1.57E-01	1.46E-10	1.0E+06	1.5E-04
345	2.34	2.40E-06	5.6E-06	1.05E-03	5.86E-09	0.84	1.57E-01	7.72E-10	1.0E+06	7.7E-04
346	1.79496	2.40E-06	4.3E-06	1.05E-03	4.49E-09	0.84	1.57E-01	5.92E-10	1.0E+06	5.9E-04
347	1.62381	2.40E-06	3.9E-06	1.05E-03	4.07E-09	0.84	1.57E-01	5.36E-10	1.0E+06	5.4E-04
348	1.44603	2.40E-06	3.5E-06	1.05E-03	3.62E-09	0.84	1.57E-01	4.77E-10	1.0E+06	4.8E-04
349	1.22519	2.40E-06	2.9E-06	1.05E-03	3.07E-09	0.84	1.57E-01	4.04E-10	1.0E+06	4.0E-04
350	1.11205	2.40E-06	2.7E-06	1.05E-03	2.78E-09	0.84	1.57E-01	3.67E-10	1.0E+06	3.7E-04
351	1.0191	2.40E-06	2.4E-06	1.05E-03	2.55E-09	0.84	1.57E-01	3.36E-10	1.0E+06	3.4E-04
352	0.90144	2.40E-06	2.2E-06	1.05E-03	2.26E-09	0.84	1.57E-01	2.97E-10	1.0E+06	3.0E-04
353	0.82225	2.40E-06	2.0E-06	1.05E-03	2.06E-09	0.84	1.57E-01	2.71E-10	1.0E+06	2.7E-04
354	0.76898	2.40E-06	1.8E-06	1.05E-03	1.93E-09	0.84	1.57E-01	2.54E-10	1.0E+06	2.5E-04
355	0.70553	2.40E-06	1.7E-06	1.05E-03	1.77E-09	0.84	1.57E-01	2.33E-10	1.0E+06	2.3E-04
356	0.63303	2.40E-06	1.5E-06	1.05E-03	1.58E-09	0.84	1.57E-01	2.09E-10	1.0E+06	2.1E-04
357	0.60153	2.40E-06	1.4E-06	1.05E-03	1.51E-09	0.84	1.57E-01	1.98E-10	1.0E+06	2.0E-04
358	0.56302	2.40E-06	1.3E-06	1.05E-03	1.41E-09	0.84	1.57E-01	1.86E-10	1.0E+06	1.9E-04
359	0.49987	2.40E-06	1.2E-06	1.05E-03	1.25E-09	0.84	1.57E-01	1.65E-10	1.0E+06	1.6E-04
360	0.43163	2.40E-06	1.0E-06	1.05E-03	1.08E-09	0.84	1.57E-01	1.42E-10	1.0E+06	1.4E-04

Ventura Ranch

P1- Building Construction Haul or Vendor Risk

Max Cancer Risk Cancer Risk	
Receptor #	**Total Risk/ Million**
1	9.0E-05
2	8.6E-05
3	8.2E-05
4	7.9E-05
5	7.6E-05
6	7.1E-05
7	6.7E-05
8	6.3E-05
9	5.8E-05
10	5.3E-05
11	4.9E-05
12	4.4E-05
13	4.0E-05
14	3.7E-05
15	3.4E-05
16	3.2E-05
17	2.7E-05
18	2.5E-05
19	2.2E-05
20	2.1E-05
21	1.9E-05
22	6.9E-05
23	6.4E-05
24	6.0E-05
25	5.5E-05
26	5.1E-05
27	4.6E-05
28	4.2E-05
29	3.8E-05
30	3.6E-05
31	3.0E-05

Max	**Receptor #**	
0.007	93	Res

Chronic Non Cancer Risk	
REL	**HI Offroad**
5	1.31E-07
5	1.24E-07
5	1.19E-07
5	1.14E-07
5	1.10E-07
5	1.04E-07
5	9.72E-08
5	9.12E-08
5	8.42E-08
5	7.71E-08
5	7.05E-08
5	6.45E-08
5	5.86E-08
5	5.33E-08
5	4.94E-08
5	4.59E-08
5	3.88E-08
5	3.67E-08
5	3.23E-08
5	2.99E-08
5	2.71E-08
5	1.00E-07
5	9.36E-08
5	8.70E-08
5	8.06E-08
5	7.40E-08
5	6.71E-08
5	6.03E-08
5	5.53E-08
5	5.25E-08
5	4.39E-08

Max	**Receptor #**	
1.004E-05	93	Res

Ventura Ranch

P1- Building Construction Haul or Vendor Risk

Max Cancer Risk Cancer Risk		*Chronic Non Cancer Risk*	
Receptor #	Total Risk/ Million	REL	HI Offroad
32	2.3E-05	5	3.37E-08
33	2.3E-05	5	3.28E-08
34	2.3E-05	5	3.35E-08
35	4.4E-05	5	6.32E-08
36	3.8E-05	5	5.47E-08
37	2.0E-04	5	2.87E-07
38	1.7E-04	5	2.50E-07
39	1.5E-04	5	2.20E-07
40	1.4E-04	5	1.98E-07
41	2.2E-04	5	3.16E-07
42	1.9E-04	5	2.73E-07
43	1.6E-04	5	2.39E-07
44	1.5E-04	5	2.13E-07
45	1.3E-04	5	1.94E-07
46	7.5E-05	5	1.10E-07
47	7.0E-05	5	1.02E-07
48	2.1E-04	5	3.01E-07
49	1.8E-04	5	2.61E-07
50	1.6E-04	5	2.31E-07
51	1.4E-04	5	2.10E-07
52	8.0E-05	5	1.16E-07
53	7.3E-05	5	1.06E-07
54	6.9E-05	5	9.95E-08
55	2.0E-04	5	2.87E-07
56	1.7E-04	5	2.53E-07
57	1.6E-04	5	2.29E-07
58	1.5E-04	5	2.11E-07
59	8.4E-05	5	1.22E-07
60	7.7E-05	5	1.12E-07
61	7.2E-05	5	1.05E-07
62	8.8E-05	5	1.28E-07

Ventura Ranch

P1- Building Construction Haul or Vendor Risk

Max Cancer Risk Cancer Risk		*Chronic Non Cancer Risk*	
Receptor #	Total Risk/ Million	REL	HI Offroad
63	8.2E-05	5	1.19E-07
64	7.5E-05	5	1.09E-07
65	8.6E-05	5	1.25E-07
66	3.3E-04	5	4.85E-07
67	2.7E-04	5	3.99E-07
68	4.2E-05	5	6.15E-08
69	3.5E-05	5	5.03E-08
70	3.0E-05	5	4.38E-08
71	2.7E-05	5	3.98E-08
72	3.9E-04	5	5.66E-07
73	3.1E-04	5	4.57E-07
74	5.3E-05	5	7.67E-08
75	4.5E-05	5	6.52E-08
76	3.7E-05	5	5.39E-08
77	3.2E-05	5	4.69E-08
78	3.0E-05	5	4.40E-08
79	4.7E-04	5	6.76E-07
80	3.7E-04	5	5.35E-07
81	5.3E-05	5	7.72E-08
82	4.8E-05	5	6.93E-08
83	4.4E-05	5	6.39E-08
84	4.3E-05	5	6.21E-08
85	3.7E-05	5	5.35E-08
86	5.7E-04	5	8.33E-07
87	4.3E-04	5	6.19E-07
88	5.2E-05	5	7.62E-08
89	5.1E-03	5	7.46E-06
90	3.8E-03	5	5.48E-06
91	6.0E-03	5	8.72E-06
92	3.7E-03	5	5.36E-06
93	6.9E-03	5	1.00E-05

Ventura Ranch

P1- Building Construction Haul or Vendor Risk

Max Cancer Risk Cancer Risk		*Chronic Non Cancer Risk*	
Receptor #	Total Risk/ Million	REL	HI Offroad
94	4.3E-03	5	6.23E-06
95	3.0E-03	5	4.35E-06
96	2.2E-03	5	3.19E-06
97	1.6E-03	5	2.39E-06
98	1.3E-03	5	1.86E-06
99	4.5E-03	5	6.58E-06
100	3.3E-03	5	4.74E-06
101	2.5E-03	5	3.59E-06
102	1.9E-03	5	2.77E-06
103	1.5E-03	5	2.18E-06
104	1.2E-03	5	1.72E-06
105	9.5E-04	5	1.38E-06
106	7.8E-04	5	1.13E-06
107	6.5E-04	5	9.48E-07
108	5.5E-04	5	8.06E-07
109	3.4E-03	5	4.88E-06
110	2.6E-03	5	3.78E-06
111	2.1E-03	5	2.99E-06
112	1.6E-03	5	2.33E-06
113	1.3E-03	5	1.91E-06
114	1.1E-03	5	1.59E-06
115	9.0E-04	5	1.31E-06
116	7.5E-04	5	1.09E-06
117	6.4E-04	5	9.26E-07
118	5.4E-04	5	7.87E-07
119	4.6E-04	5	6.72E-07
120	4.0E-04	5	5.77E-07
121	3.5E-04	5	5.02E-07
122	3.0E-04	5	4.35E-07
123	2.7E-03	5	3.86E-06
124	2.1E-03	5	3.12E-06

Ventura Ranch

P1- Building Construction Haul or Vendor Risk

Max Cancer Risk Cancer Risk		*Chronic Non Cancer Risk*	
Receptor #	Total Risk/ Million	REL	HI Offroad
125	1.7E-03	5	2.54E-06
126	1.4E-03	5	1.99E-06
127	1.2E-03	5	1.69E-06
128	9.9E-04	5	1.44E-06
129	8.0E-04	5	1.16E-06
130	6.9E-04	5	9.99E-07
131	6.0E-04	5	8.76E-07
132	5.2E-04	5	7.55E-07
133	4.5E-04	5	6.58E-07
134	4.0E-04	5	5.81E-07
135	3.5E-04	5	5.09E-07
136	3.1E-04	5	4.46E-07
137	2.7E-04	5	3.94E-07
138	2.4E-04	5	3.44E-07
139	2.2E-03	5	3.17E-06
140	1.8E-03	5	2.65E-06
141	1.5E-03	5	2.20E-06
142	1.2E-03	5	1.73E-06
143	1.0E-03	5	1.51E-06
144	9.0E-04	5	1.30E-06
145	7.3E-04	5	1.06E-06
146	6.4E-04	5	9.28E-07
147	5.7E-04	5	8.21E-07
148	4.8E-04	5	7.04E-07
149	4.3E-04	5	6.22E-07
150	3.9E-04	5	5.62E-07
151	3.4E-04	5	4.95E-07
152	3.0E-04	5	4.35E-07
153	2.7E-04	5	3.95E-07
154	2.4E-04	5	3.50E-07
155	1.9E-03	5	2.69E-06

Ventura Ranch

P1- Building Construction Haul or Vendor Risk

Max Cancer Risk Cancer Risk		*Chronic Non Cancer Risk*	
Receptor #	Total Risk/ Million	REL	HI Offroad
156	1.6E-03	5	2.30E-06
157	1.3E-03	5	1.93E-06
158	1.1E-03	5	1.53E-06
159	9.4E-04	5	1.36E-06
160	8.1E-04	5	1.18E-06
161	6.7E-04	5	9.70E-07
162	5.9E-04	5	8.60E-07
163	5.3E-04	5	7.69E-07
164	4.6E-04	5	6.65E-07
165	4.1E-04	5	5.91E-07
166	3.7E-04	5	5.39E-07
167	3.3E-04	5	4.78E-07
168	2.9E-04	5	4.19E-07
169	2.6E-04	5	3.85E-07
170	2.4E-04	5	3.44E-07
171	1.6E-03	5	2.34E-06
172	1.4E-03	5	2.03E-06
173	1.2E-03	5	1.72E-06
174	9.5E-04	5	1.37E-06
175	8.4E-04	5	1.22E-06
176	7.4E-04	5	1.07E-06
177	6.1E-04	5	8.93E-07
178	5.5E-04	5	7.95E-07
179	4.9E-04	5	7.16E-07
180	4.3E-04	5	6.23E-07
181	3.8E-04	5	5.56E-07
182	3.5E-04	5	5.10E-07
183	3.1E-04	5	4.56E-07
184	2.8E-04	5	4.01E-07
185	2.5E-04	5	3.70E-07
186	2.3E-04	5	3.33E-07

Ventura Ranch

P1- Building Construction Haul or Vendor Risk

Max Cancer Risk Cancer Risk		*Chronic Non Cancer Risk*	
Receptor #	Total Risk/ Million	REL	HI Offroad
187	1.4E-03	5	2.09E-06
188	1.3E-03	5	1.82E-06
189	1.1E-03	5	1.54E-06
190	8.5E-04	5	1.24E-06
191	7.6E-04	5	1.11E-06
192	6.8E-04	5	9.83E-07
193	5.6E-04	5	8.20E-07
194	5.0E-04	5	7.33E-07
195	4.6E-04	5	6.66E-07
196	4.0E-04	5	5.84E-07
197	3.6E-04	5	5.23E-07
198	3.3E-04	5	4.83E-07
199	3.0E-04	5	4.34E-07
200	2.6E-04	5	3.80E-07
201	2.4E-04	5	3.54E-07
202	2.2E-04	5	3.22E-07
203	1.3E-03	5	1.91E-06
204	1.1E-03	5	1.66E-06
205	9.7E-04	5	1.42E-06
206	7.8E-04	5	1.14E-06
207	7.0E-04	5	1.01E-06
208	6.2E-04	5	9.04E-07
209	5.2E-04	5	7.57E-07
210	4.7E-04	5	6.76E-07
211	4.2E-04	5	6.17E-07
212	3.8E-04	5	5.50E-07
213	3.4E-04	5	4.97E-07
214	3.2E-04	5	4.61E-07
215	2.8E-04	5	4.14E-07
216	2.5E-04	5	3.60E-07
217	2.3E-04	5	3.37E-07

Ventura Ranch

P1- Building Construction Haul or Vendor Risk

Max Cancer Risk Cancer Risk		*Chronic Non Cancer Risk*	
Receptor #	Total Risk/ Million	REL	HI Offroad
218	2.1E-04	5	3.10E-07
219	1.2E-03	5	1.75E-06
220	1.1E-03	5	1.53E-06
221	9.0E-04	5	1.31E-06
222	7.3E-04	5	1.06E-06
223	6.4E-04	5	9.34E-07
224	5.7E-04	5	8.33E-07
225	4.9E-04	5	7.10E-07
226	4.3E-04	5	6.27E-07
227	4.0E-04	5	5.75E-07
228	3.6E-04	5	5.19E-07
229	3.3E-04	5	4.77E-07
230	3.0E-04	5	4.41E-07
231	2.6E-04	5	3.84E-07
232	2.3E-04	5	3.41E-07
233	2.2E-04	5	3.21E-07
234	2.0E-04	5	2.97E-07
235	1.1E-03	5	1.62E-06
236	9.8E-04	5	1.42E-06
237	8.4E-04	5	1.22E-06
238	6.8E-04	5	9.94E-07
239	6.0E-04	5	8.66E-07
240	5.4E-04	5	7.79E-07
241	4.7E-04	5	6.80E-07
242	4.0E-04	5	5.85E-07
243	3.7E-04	5	5.41E-07
244	3.4E-04	5	4.93E-07
245	3.1E-04	5	4.57E-07
246	2.9E-04	5	4.22E-07
247	2.4E-04	5	3.53E-07
248	2.2E-04	5	3.27E-07

Ventura Ranch

P1- Building Construction Haul or Vendor Risk

Max Cancer Risk Cancer Risk		*Chronic Non Cancer Risk*	
Receptor #	Total Risk/ Million	REL	HI Offroad
249	2.1E-04	5	3.06E-07
250	2.0E-04	5	2.84E-07
251	1.1E-03	5	1.53E-06
252	9.1E-04	5	1.33E-06
253	7.9E-04	5	1.14E-06
254	6.6E-04	5	9.59E-07
255	5.6E-04	5	8.10E-07
256	5.1E-04	5	7.36E-07
257	4.5E-04	5	6.53E-07
258	3.8E-04	5	5.54E-07
259	3.5E-04	5	5.11E-07
260	3.2E-04	5	4.68E-07
261	3.0E-04	5	4.34E-07
262	2.8E-04	5	4.02E-07
263	2.3E-04	5	3.36E-07
264	2.2E-04	5	3.16E-07
265	2.0E-04	5	2.89E-07
266	1.8E-04	5	2.67E-07
267	1.0E-03	5	1.49E-06
268	8.5E-04	5	1.24E-06
269	7.5E-04	5	1.09E-06
270	6.5E-04	5	9.37E-07
271	5.3E-04	5	7.67E-07
272	4.8E-04	5	6.96E-07
273	4.3E-04	5	6.25E-07
274	3.7E-04	5	5.42E-07
275	3.3E-04	5	4.83E-07
276	3.1E-04	5	4.48E-07
277	2.8E-04	5	4.03E-07
278	2.5E-04	5	3.62E-07
279	2.3E-04	5	3.30E-07

Ventura Ranch

P1- Building Construction Haul or Vendor Risk

Max Cancer Risk Cancer Risk		*Chronic Non Cancer Risk*	
Receptor #	Total Risk/ Million	REL	HI Offroad
280	2.1E-04	5	3.09E-07
281	1.9E-04	5	2.82E-07
282	1.8E-04	5	2.63E-07
283	1.0E-03	5	1.50E-06
284	8.1E-04	5	1.17E-06
285	7.2E-04	5	1.04E-06
286	6.2E-04	5	9.05E-07
287	5.2E-04	5	7.49E-07
288	4.5E-04	5	6.59E-07
289	4.1E-04	5	6.02E-07
290	3.7E-04	5	5.36E-07
291	3.2E-04	5	4.64E-07
292	3.0E-04	5	4.31E-07
293	2.7E-04	5	3.89E-07
294	2.4E-04	5	3.55E-07
295	2.2E-04	5	3.26E-07
296	2.1E-04	5	3.03E-07
297	1.9E-04	5	2.78E-07
298	1.8E-04	5	2.58E-07
299	7.8E-04	5	1.13E-06
300	6.8E-04	5	9.94E-07
301	6.1E-04	5	8.85E-07
302	5.3E-04	5	7.68E-07
303	4.6E-04	5	6.61E-07
304	4.0E-04	5	5.81E-07
305	3.6E-04	5	5.16E-07
306	3.2E-04	5	4.58E-07
307	2.9E-04	5	4.18E-07
308	2.6E-04	5	3.81E-07

Ventura Ranch

P1- Building Construction Haul or Vendor Risk

Max Cancer Risk Cancer Risk		*Chronic Non Cancer Risk*	
Receptor #	Total Risk/ Million	REL	HI Offroad
309	2.4E-04	5	3.44E-07
310	2.2E-04	5	3.18E-07
311	2.1E-04	5	3.00E-07
312	1.9E-04	5	2.80E-07
313	1.7E-04	5	2.51E-07
314	8.0E-04	5	1.16E-06
315	6.5E-04	5	9.44E-07
316	5.9E-04	5	8.52E-07
317	5.1E-04	5	7.47E-07
318	4.2E-04	5	6.10E-07
319	3.9E-04	5	5.59E-07
320	3.5E-04	5	5.07E-07
321	3.0E-04	5	4.37E-07
322	2.8E-04	5	4.06E-07
323	2.6E-04	5	3.75E-07
324	2.3E-04	5	3.40E-07
325	2.2E-04	5	3.12E-07
326	2.0E-04	5	2.96E-07
327	1.9E-04	5	2.77E-07
328	1.7E-04	5	2.45E-07
329	8.0E-04	5	1.17E-06
330	6.2E-04	5	9.00E-07
331	5.6E-04	5	8.14E-07
332	5.0E-04	5	7.20E-07
333	4.1E-04	5	5.96E-07
334	3.8E-04	5	5.45E-07
335	3.4E-04	5	4.99E-07
336	3.0E-04	5	4.31E-07
337	2.7E-04	5	3.99E-07
338	2.6E-04	5	3.72E-07
339	2.3E-04	5	3.39E-07

Ventura Ranch

P1- Building Construction Haul or Vendor Risk

Max Cancer Risk Cancer Risk	
Receptor #	**Total Risk/ Million**
340	2.1E-04
341	2.0E-04
342	1.9E-04
343	1.6E-04
344	1.5E-04
345	7.7E-04
346	5.9E-04
347	5.4E-04
348	4.8E-04
349	4.0E-04
350	3.7E-04
351	3.4E-04
352	3.0E-04
353	2.7E-04
354	2.5E-04
355	2.3E-04
356	2.1E-04
357	2.0E-04
358	1.9E-04
359	1.6E-04
360	1.4E-04

Chronic Non Cancer Risk	
REL	**HI Offroad**
5	3.08E-07
5	2.92E-07
5	2.73E-07
5	2.40E-07
5	2.12E-07
5	1.12E-06
5	8.60E-07
5	7.78E-07
5	6.93E-07
5	5.87E-07
5	5.33E-07
5	4.88E-07
5	4.32E-07
5	3.94E-07
5	3.68E-07
5	3.38E-07
5	3.03E-07
5	2.88E-07
5	2.70E-07
5	2.39E-07
5	2.07E-07

Ventura Ranch

P1- Paving

		Cancer Risk from Birth to 2 years								
Receptor #	Conc	g/sec	Cair	Dose Constant	Dose	ED	Risk Constant	Risk	Constant 2	Risk/ Million
1	1.74419	3.78E-03	6.6E-03	1.05E-03	6.89E-06	0.08	1.57E-01	8.90E-08	1.0E+06	8.9E-02
2	1.48587	3.78E-03	5.6E-03	1.05E-03	5.87E-06	0.08	1.57E-01	7.58E-08	1.0E+06	7.6E-02
3	1.24779	3.78E-03	4.7E-03	1.05E-03	4.93E-06	0.08	1.57E-01	6.37E-08	1.0E+06	6.4E-02
4	1.0359	3.78E-03	3.9E-03	1.05E-03	4.09E-06	0.08	1.57E-01	5.29E-08	1.0E+06	5.3E-02
5	0.85211	3.78E-03	3.2E-03	1.05E-03	3.37E-06	0.08	1.57E-01	4.35E-08	1.0E+06	4.3E-02
6	0.69399	3.78E-03	2.6E-03	1.05E-03	2.74E-06	0.08	1.57E-01	3.54E-08	1.0E+06	3.5E-02
7	0.56428	3.78E-03	2.1E-03	1.05E-03	2.23E-06	0.08	1.57E-01	2.88E-08	1.0E+06	2.9E-02
8	0.45951	3.78E-03	1.7E-03	1.05E-03	1.82E-06	0.08	1.57E-01	2.34E-08	1.0E+06	2.3E-02
9	0.37548	3.78E-03	1.4E-03	1.05E-03	1.48E-06	0.08	1.57E-01	1.92E-08	1.0E+06	1.9E-02
10	0.30921	3.78E-03	1.2E-03	1.05E-03	1.22E-06	0.08	1.57E-01	1.58E-08	1.0E+06	1.6E-02
11	0.22348	3.78E-03	8.4E-04	1.05E-03	8.83E-07	0.08	1.57E-01	1.14E-08	1.0E+06	1.1E-02
12	0.18619	3.78E-03	7.0E-04	1.05E-03	7.36E-07	0.08	1.57E-01	9.50E-09	1.0E+06	9.5E-03
13	0.15807	3.78E-03	6.0E-04	1.05E-03	6.25E-07	0.08	1.57E-01	8.07E-09	1.0E+06	8.1E-03
14	0.13663	3.78E-03	5.2E-04	1.05E-03	5.40E-07	0.08	1.57E-01	6.97E-09	1.0E+06	7.0E-03
15	0.12062	3.78E-03	4.6E-04	1.05E-03	4.77E-07	0.08	1.57E-01	6.16E-09	1.0E+06	6.2E-03
16	0.10793	3.78E-03	4.1E-04	1.05E-03	4.26E-07	0.08	1.57E-01	5.51E-09	1.0E+06	5.5E-03
17	0.09134	3.78E-03	3.5E-04	1.05E-03	3.61E-07	0.08	1.57E-01	4.66E-09	1.0E+06	4.7E-03
18	0.08367	3.78E-03	3.2E-04	1.05E-03	3.31E-07	0.08	1.57E-01	4.27E-09	1.0E+06	4.3E-03
19	0.07295	3.78E-03	2.8E-04	1.05E-03	2.88E-07	0.08	1.57E-01	3.72E-09	1.0E+06	3.7E-03
20	0.06626	3.78E-03	2.5E-04	1.05E-03	2.62E-07	0.08	1.57E-01	3.38E-09	1.0E+06	3.4E-03
21	0.05918	3.78E-03	2.2E-04	1.05E-03	2.34E-07	0.08	1.57E-01	3.02E-09	1.0E+06	3.0E-03
22	0.57661	3.78E-03	2.2E-03	1.05E-03	2.28E-06	0.08	1.57E-01	2.94E-08	1.0E+06	2.9E-02
23	0.4663	3.78E-03	1.8E-03	1.05E-03	1.84E-06	0.08	1.57E-01	2.38E-08	1.0E+06	2.4E-02
24	0.37932	3.78E-03	1.4E-03	1.05E-03	1.50E-06	0.08	1.57E-01	1.94E-08	1.0E+06	1.9E-02
25	0.31151	3.78E-03	1.2E-03	1.05E-03	1.23E-06	0.08	1.57E-01	1.59E-08	1.0E+06	1.6E-02
26	0.22637	3.78E-03	8.6E-04	1.05E-03	8.94E-07	0.08	1.57E-01	1.16E-08	1.0E+06	1.2E-02
27	0.18813	3.78E-03	7.1E-04	1.05E-03	7.43E-07	0.08	1.57E-01	9.60E-09	1.0E+06	9.6E-03
28	0.15937	3.78E-03	6.0E-04	1.05E-03	6.30E-07	0.08	1.57E-01	8.13E-09	1.0E+06	8.1E-03
29	0.13873	3.78E-03	5.2E-04	1.05E-03	5.48E-07	0.08	1.57E-01	7.08E-09	1.0E+06	7.1E-03
30	0.12447	3.78E-03	4.7E-04	1.05E-03	4.92E-07	0.08	1.57E-01	6.35E-09	1.0E+06	6.4E-03
31	0.10492	3.78E-03	4.0E-04	1.05E-03	4.15E-07	0.08	1.57E-01	5.35E-09	1.0E+06	5.4E-03

Ventura Ranch

P1- Paving

					Cancer Risk from Birth to 2 years					
Receptor #	Conc	g/sec	Cair	Dose Constant	Dose	ED	Risk Constant	Risk	Constant 2	Risk/ Million
32	0.081	3.78E-03	3.1E-04	1.05E-03	3.20E-07	0.08	1.57E-01	4.13E-09	1.0E+06	4.1E-03
33	0.07635	3.78E-03	2.9E-04	1.05E-03	3.02E-07	0.08	1.57E-01	3.90E-09	1.0E+06	3.9E-03
34	0.07501	3.78E-03	2.8E-04	1.05E-03	2.96E-07	0.08	1.57E-01	3.83E-09	1.0E+06	3.8E-03
35	0.14698	3.78E-03	5.6E-04	1.05E-03	5.81E-07	0.08	1.57E-01	7.50E-09	1.0E+06	7.5E-03
36	0.12721	3.78E-03	4.8E-04	1.05E-03	5.03E-07	0.08	1.57E-01	6.49E-09	1.0E+06	6.5E-03
37	4.06955	3.78E-03	1.5E-02	1.05E-03	1.61E-05	0.08	1.57E-01	2.08E-07	1.0E+06	2.1E-01
38	3.97404	3.78E-03	1.5E-02	1.05E-03	1.57E-05	0.08	1.57E-01	2.03E-07	1.0E+06	2.0E-01
39	3.702	3.78E-03	1.4E-02	1.05E-03	1.46E-05	0.08	1.57E-01	1.89E-07	1.0E+06	1.9E-01
40	3.31677	3.78E-03	1.3E-02	1.05E-03	1.31E-05	0.08	1.57E-01	1.69E-07	1.0E+06	1.7E-01
41	4.59189	3.78E-03	1.7E-02	1.05E-03	1.81E-05	0.08	1.57E-01	2.34E-07	1.0E+06	2.3E-01
42	4.5073	3.78E-03	1.7E-02	1.05E-03	1.78E-05	0.08	1.57E-01	2.30E-07	1.0E+06	2.3E-01
43	4.19779	3.78E-03	1.6E-02	1.05E-03	1.66E-05	0.08	1.57E-01	2.14E-07	1.0E+06	2.1E-01
44	3.74723	3.78E-03	1.4E-02	1.05E-03	1.48E-05	0.08	1.57E-01	1.91E-07	1.0E+06	1.9E-01
45	3.21901	3.78E-03	1.2E-02	1.05E-03	1.27E-05	0.08	1.57E-01	1.64E-07	1.0E+06	1.6E-01
46	0.49683	3.78E-03	1.9E-03	1.05E-03	1.96E-06	0.08	1.57E-01	2.54E-08	1.0E+06	2.5E-02
47	0.39719	3.78E-03	1.5E-03	1.05E-03	1.57E-06	0.08	1.57E-01	2.03E-08	1.0E+06	2.0E-02
48	5.14911	3.78E-03	1.9E-02	1.05E-03	2.03E-05	0.08	1.57E-01	2.63E-07	1.0E+06	2.6E-01
49	4.8133	3.78E-03	1.8E-02	1.05E-03	1.90E-05	0.08	1.57E-01	2.46E-07	1.0E+06	2.5E-01
50	4.26333	3.78E-03	1.6E-02	1.05E-03	1.68E-05	0.08	1.57E-01	2.18E-07	1.0E+06	2.2E-01
51	3.60174	3.78E-03	1.4E-02	1.05E-03	1.42E-05	0.08	1.57E-01	1.84E-07	1.0E+06	1.8E-01
52	0.50656	3.78E-03	1.9E-03	1.05E-03	2.00E-06	0.08	1.57E-01	2.58E-08	1.0E+06	2.6E-02
53	0.3584	3.78E-03	1.4E-03	1.05E-03	1.42E-06	0.08	1.57E-01	1.83E-08	1.0E+06	1.8E-02
54	0.29252	3.78E-03	1.1E-03	1.05E-03	1.16E-06	0.08	1.57E-01	1.49E-08	1.0E+06	1.5E-02
55	5.51596	3.78E-03	2.1E-02	1.05E-03	2.18E-05	0.08	1.57E-01	2.81E-07	1.0E+06	2.8E-01
56	4.86165	3.78E-03	1.8E-02	1.05E-03	1.92E-05	0.08	1.57E-01	2.48E-07	1.0E+06	2.5E-01
57	4.05056	3.78E-03	1.5E-02	1.05E-03	1.60E-05	0.08	1.57E-01	2.07E-07	1.0E+06	2.1E-01
58	3.23276	3.78E-03	1.2E-02	1.05E-03	1.28E-05	0.08	1.57E-01	1.65E-07	1.0E+06	1.6E-01
59	0.51738	3.78E-03	2.0E-03	1.05E-03	2.04E-06	0.08	1.57E-01	2.64E-08	1.0E+06	2.6E-02
60	0.36646	3.78E-03	1.4E-03	1.05E-03	1.45E-06	0.08	1.57E-01	1.87E-08	1.0E+06	1.9E-02
61	0.29871	3.78E-03	1.1E-03	1.05E-03	1.18E-06	0.08	1.57E-01	1.52E-08	1.0E+06	1.5E-02
62	0.52952	3.78E-03	2.0E-03	1.05E-03	2.09E-06	0.08	1.57E-01	2.70E-08	1.0E+06	2.7E-02

Ventura Ranch

P1- Paving

							Cancer Risk from Birth to 2 years			
Receptor #	Conc	g/sec	Cair	Dose Constant	Dose	ED	Risk Constant	Risk	Constant 2	Risk/ Million
63	0.37503	3.78E-03	1.4E-03	1.05E-03	1.48E-06	0.08	1.57E-01	1.91E-08	1.0E+06	1.9E-02
64	0.30525	3.78E-03	1.2E-03	1.05E-03	1.21E-06	0.08	1.57E-01	1.56E-08	1.0E+06	1.6E-02
65	0.38533	3.78E-03	1.5E-03	1.05E-03	1.52E-06	0.08	1.57E-01	1.97E-08	1.0E+06	2.0E-02
66	10.22484	3.78E-03	3.9E-02	1.05E-03	4.04E-05	0.08	1.57E-01	5.22E-07	1.0E+06	5.2E-01
67	9.58429	3.78E-03	3.6E-02	1.05E-03	3.79E-05	0.08	1.57E-01	4.89E-07	1.0E+06	4.9E-01
68	0.14678	3.78E-03	5.5E-04	1.05E-03	5.80E-07	0.08	1.57E-01	7.49E-09	1.0E+06	7.5E-03
69	0.12707	3.78E-03	4.8E-04	1.05E-03	5.02E-07	0.08	1.57E-01	6.48E-09	1.0E+06	6.5E-03
70	0.11279	3.78E-03	4.3E-04	1.05E-03	4.46E-07	0.08	1.57E-01	5.76E-09	1.0E+06	5.8E-03
71	0.10297	3.78E-03	3.9E-04	1.05E-03	4.07E-07	0.08	1.57E-01	5.25E-09	1.0E+06	5.3E-03
72	13.05387	3.78E-03	4.9E-02	1.05E-03	5.16E-05	0.08	1.57E-01	6.66E-07	1.0E+06	6.7E-01
73	12.14272	3.78E-03	4.6E-02	1.05E-03	4.80E-05	0.08	1.57E-01	6.20E-07	1.0E+06	6.2E-01
74	0.17774	3.78E-03	6.7E-04	1.05E-03	7.02E-07	0.08	1.57E-01	9.07E-09	1.0E+06	9.1E-03
75	0.15851	3.78E-03	6.0E-04	1.05E-03	6.26E-07	0.08	1.57E-01	8.09E-09	1.0E+06	8.1E-03
76	0.13864	3.78E-03	5.2E-04	1.05E-03	5.48E-07	0.08	1.57E-01	7.07E-09	1.0E+06	7.1E-03
77	0.12324	3.78E-03	4.7E-04	1.05E-03	4.87E-07	0.08	1.57E-01	6.29E-09	1.0E+06	6.3E-03
78	0.11465	3.78E-03	4.3E-04	1.05E-03	4.53E-07	0.08	1.57E-01	5.85E-09	1.0E+06	5.9E-03
79	17.40487	3.78E-03	6.6E-02	1.05E-03	6.88E-05	0.08	1.57E-01	8.88E-07	1.0E+06	8.9E-01
80	16.04707	3.78E-03	6.1E-02	1.05E-03	6.34E-05	0.08	1.57E-01	8.19E-07	1.0E+06	8.2E-01
81	0.19077	3.78E-03	7.2E-04	1.05E-03	7.54E-07	0.08	1.57E-01	9.73E-09	1.0E+06	9.7E-03
82	0.17294	3.78E-03	6.5E-04	1.05E-03	6.83E-07	0.08	1.57E-01	8.82E-09	1.0E+06	8.8E-03
83	0.15891	3.78E-03	6.0E-04	1.05E-03	6.28E-07	0.08	1.57E-01	8.11E-09	1.0E+06	8.1E-03
84	0.1492	3.78E-03	5.6E-04	1.05E-03	5.89E-07	0.08	1.57E-01	7.61E-09	1.0E+06	7.6E-03
85	0.13423	3.78E-03	5.1E-04	1.05E-03	5.30E-07	0.08	1.57E-01	6.85E-09	1.0E+06	6.8E-03
86	24.62937	3.78E-03	9.3E-02	1.05E-03	9.73E-05	0.08	1.57E-01	1.26E-06	1.0E+06	1.3E+00
87	22.88906	3.78E-03	8.7E-02	1.05E-03	9.04E-05	0.08	1.57E-01	1.17E-06	1.0E+06	1.2E+00
88	0.19364	3.78E-03	7.3E-04	1.05E-03	7.65E-07	0.08	1.57E-01	9.88E-09	1.0E+06	9.9E-03
89	6.21197	3.78E-03	2.3E-02	1.05E-03	2.45E-05	0.08	1.57E-01	3.17E-07	1.0E+06	3.2E-01
90	2.88661	3.78E-03	1.1E-02	1.05E-03	1.14E-05	0.08	1.57E-01	1.47E-07	1.0E+06	1.5E-01
91	4.31546	3.78E-03	1.6E-02	1.05E-03	1.70E-05	0.08	1.57E-01	2.20E-07	1.0E+06	2.2E-01
92	7.53673	3.78E-03	2.8E-02	1.05E-03	2.98E-05	0.08	1.57E-01	3.85E-07	1.0E+06	3.8E-01
93	2.08434	3.78E-03	7.9E-03	1.05E-03	8.23E-06	0.08	1.57E-01	1.06E-07	1.0E+06	1.1E-01

Ventura Ranch

P1- Paving

		Cancer Risk from Birth to 2 years								
Receptor #	Conc	g/sec	Cair	Dose Constant	Dose	ED	Risk Constant	Risk	Constant 2	Risk/ Million
94	2.82357	3.78E-03	1.1E-02	1.05E-03	1.12E-05	0.08	1.57E-01	1.44E-07	1.0E+06	1.4E-01
95	4.13574	3.78E-03	1.6E-02	1.05E-03	1.63E-05	0.08	1.57E-01	2.11E-07	1.0E+06	2.1E-01
96	7.78584	3.78E-03	2.9E-02	1.05E-03	3.08E-05	0.08	1.57E-01	3.97E-07	1.0E+06	4.0E-01
97	15.12865	3.78E-03	5.7E-02	1.05E-03	5.98E-05	0.08	1.57E-01	7.72E-07	1.0E+06	7.7E-01
98	22.12098	3.78E-03	8.4E-02	1.05E-03	8.74E-05	0.08	1.57E-01	1.13E-06	1.0E+06	1.1E+00
99	1.46481	3.78E-03	5.5E-03	1.05E-03	5.79E-06	0.08	1.57E-01	7.47E-08	1.0E+06	7.5E-02
100	1.84528	3.78E-03	7.0E-03	1.05E-03	7.29E-06	0.08	1.57E-01	9.42E-08	1.0E+06	9.4E-02
101	2.46216	3.78E-03	9.3E-03	1.05E-03	9.73E-06	0.08	1.57E-01	1.26E-07	1.0E+06	1.3E-01
102	3.69393	3.78E-03	1.4E-02	1.05E-03	1.46E-05	0.08	1.57E-01	1.88E-07	1.0E+06	1.9E-01
103	5.71962	3.78E-03	2.2E-02	1.05E-03	2.26E-05	0.08	1.57E-01	2.92E-07	1.0E+06	2.9E-01
104	8.14125	3.78E-03	3.1E-02	1.05E-03	3.22E-05	0.08	1.57E-01	4.15E-07	1.0E+06	4.2E-01
105	10.73462	3.78E-03	4.1E-02	1.05E-03	4.24E-05	0.08	1.57E-01	5.48E-07	1.0E+06	5.5E-01
106	13.10827	3.78E-03	5.0E-02	1.05E-03	5.18E-05	0.08	1.57E-01	6.69E-07	1.0E+06	6.7E-01
107	15.43661	3.78E-03	5.8E-02	1.05E-03	6.10E-05	0.08	1.57E-01	7.88E-07	1.0E+06	7.9E-01
108	14.75418	3.78E-03	5.6E-02	1.05E-03	5.83E-05	0.08	1.57E-01	7.53E-07	1.0E+06	7.5E-01
109	1.04987	3.78E-03	4.0E-03	1.05E-03	4.15E-06	0.08	1.57E-01	5.36E-08	1.0E+06	5.4E-02
110	1.27195	3.78E-03	4.8E-03	1.05E-03	5.03E-06	0.08	1.57E-01	6.49E-08	1.0E+06	6.5E-02
111	1.61771	3.78E-03	6.1E-03	1.05E-03	6.39E-06	0.08	1.57E-01	8.25E-08	1.0E+06	8.3E-02
112	2.11313	3.78E-03	8.0E-03	1.05E-03	8.35E-06	0.08	1.57E-01	1.08E-07	1.0E+06	1.1E-01
113	2.86727	3.78E-03	1.1E-02	1.05E-03	1.13E-05	0.08	1.57E-01	1.46E-07	1.0E+06	1.5E-01
114	3.91346	3.78E-03	1.5E-02	1.05E-03	1.55E-05	0.08	1.57E-01	2.00E-07	1.0E+06	2.0E-01
115	5.04271	3.78E-03	1.9E-02	1.05E-03	1.99E-05	0.08	1.57E-01	2.57E-07	1.0E+06	2.6E-01
116	6.2706	3.78E-03	2.4E-02	1.05E-03	2.48E-05	0.08	1.57E-01	3.20E-07	1.0E+06	3.2E-01
117	7.30908	3.78E-03	2.8E-02	1.05E-03	2.89E-05	0.08	1.57E-01	3.73E-07	1.0E+06	3.7E-01
118	7.83559	3.78E-03	3.0E-02	1.05E-03	3.10E-05	0.08	1.57E-01	4.00E-07	1.0E+06	4.0E-01
119	7.5024	3.78E-03	2.8E-02	1.05E-03	2.96E-05	0.08	1.57E-01	3.83E-07	1.0E+06	3.8E-01
120	6.66577	3.78E-03	2.5E-02	1.05E-03	2.63E-05	0.08	1.57E-01	3.40E-07	1.0E+06	3.4E-01
121	5.75345	3.78E-03	2.2E-02	1.05E-03	2.27E-05	0.08	1.57E-01	2.94E-07	1.0E+06	2.9E-01
122	4.86707	3.78E-03	1.8E-02	1.05E-03	1.92E-05	0.08	1.57E-01	2.48E-07	1.0E+06	2.5E-01
123	0.7821	3.78E-03	3.0E-03	1.05E-03	3.09E-06	0.08	1.57E-01	3.99E-08	1.0E+06	4.0E-02
124	0.92737	3.78E-03	3.5E-03	1.05E-03	3.66E-06	0.08	1.57E-01	4.73E-08	1.0E+06	4.7E-02

Ventura Ranch

P1- Paving

					Cancer Risk from Birth to 2 years					
Receptor #	Conc	g/sec	Cair	Dose Constant	Dose	ED	Risk Constant	Risk	Constant 2	Risk/ Million
125	1.13937	3.78E-03	4.3E-03	1.05E-03	4.50E-06	0.08	1.57E-01	5.81E-08	1.0E+06	5.8E-02
126	1.37691	3.78E-03	5.2E-03	1.05E-03	5.44E-06	0.08	1.57E-01	7.03E-08	1.0E+06	7.0E-02
127	1.77167	3.78E-03	6.7E-03	1.05E-03	7.00E-06	0.08	1.57E-01	9.04E-08	1.0E+06	9.0E-02
128	2.2814	3.78E-03	8.6E-03	1.05E-03	9.01E-06	0.08	1.57E-01	1.16E-07	1.0E+06	1.2E-01
129	2.70822	3.78E-03	1.0E-02	1.05E-03	1.07E-05	0.08	1.57E-01	1.38E-07	1.0E+06	1.4E-01
130	3.32715	3.78E-03	1.3E-02	1.05E-03	1.31E-05	0.08	1.57E-01	1.70E-07	1.0E+06	1.7E-01
131	3.98337	3.78E-03	1.5E-02	1.05E-03	1.57E-05	0.08	1.57E-01	2.03E-07	1.0E+06	2.0E-01
132	4.41288	3.78E-03	1.7E-02	1.05E-03	1.74E-05	0.08	1.57E-01	2.25E-07	1.0E+06	2.3E-01
133	4.63782	3.78E-03	1.8E-02	1.05E-03	1.83E-05	0.08	1.57E-01	2.37E-07	1.0E+06	2.4E-01
134	4.63006	3.78E-03	1.8E-02	1.05E-03	1.83E-05	0.08	1.57E-01	2.36E-07	1.0E+06	2.4E-01
135	4.3627	3.78E-03	1.6E-02	1.05E-03	1.72E-05	0.08	1.57E-01	2.23E-07	1.0E+06	2.2E-01
136	3.96893	3.78E-03	1.5E-02	1.05E-03	1.57E-05	0.08	1.57E-01	2.03E-07	1.0E+06	2.0E-01
137	3.54951	3.78E-03	1.3E-02	1.05E-03	1.40E-05	0.08	1.57E-01	1.81E-07	1.0E+06	1.8E-01
138	3.11018	3.78E-03	1.2E-02	1.05E-03	1.23E-05	0.08	1.57E-01	1.59E-07	1.0E+06	1.6E-01
139	0.60531	3.78E-03	2.3E-03	1.05E-03	2.39E-06	0.08	1.57E-01	3.09E-08	1.0E+06	3.1E-02
140	0.7081	3.78E-03	2.7E-03	1.05E-03	2.80E-06	0.08	1.57E-01	3.61E-08	1.0E+06	3.6E-02
141	0.84879	3.78E-03	3.2E-03	1.05E-03	3.35E-06	0.08	1.57E-01	4.33E-08	1.0E+06	4.3E-02
142	0.98529	3.78E-03	3.7E-03	1.05E-03	3.89E-06	0.08	1.57E-01	5.03E-08	1.0E+06	5.0E-02
143	1.22509	3.78E-03	4.6E-03	1.05E-03	4.84E-06	0.08	1.57E-01	6.25E-08	1.0E+06	6.3E-02
144	1.50737	3.78E-03	5.7E-03	1.05E-03	5.96E-06	0.08	1.57E-01	7.69E-08	1.0E+06	7.7E-02
145	1.73075	3.78E-03	6.5E-03	1.05E-03	6.84E-06	0.08	1.57E-01	8.83E-08	1.0E+06	8.8E-02
146	2.07515	3.78E-03	7.8E-03	1.05E-03	8.20E-06	0.08	1.57E-01	1.06E-07	1.0E+06	1.1E-01
147	2.43513	3.78E-03	9.2E-03	1.05E-03	9.62E-06	0.08	1.57E-01	1.24E-07	1.0E+06	1.2E-01
148	2.67446	3.78E-03	1.0E-02	1.05E-03	1.06E-05	0.08	1.57E-01	1.36E-07	1.0E+06	1.4E-01
149	2.89781	3.78E-03	1.1E-02	1.05E-03	1.14E-05	0.08	1.57E-01	1.48E-07	1.0E+06	1.5E-01
150	3.07464	3.78E-03	1.2E-02	1.05E-03	1.21E-05	0.08	1.57E-01	1.57E-07	1.0E+06	1.6E-01
151	3.06354	3.78E-03	1.2E-02	1.05E-03	1.21E-05	0.08	1.57E-01	1.56E-07	1.0E+06	1.6E-01
152	2.94938	3.78E-03	1.1E-02	1.05E-03	1.17E-05	0.08	1.57E-01	1.51E-07	1.0E+06	1.5E-01
153	2.8332	3.78E-03	1.1E-02	1.05E-03	1.12E-05	0.08	1.57E-01	1.45E-07	1.0E+06	1.4E-01
154	2.61338	3.78E-03	9.9E-03	1.05E-03	1.03E-05	0.08	1.57E-01	1.33E-07	1.0E+06	1.3E-01
155	0.48128	3.78E-03	1.8E-03	1.05E-03	1.90E-06	0.08	1.57E-01	2.46E-08	1.0E+06	2.5E-02

Ventura Ranch

P1- Paving

							Cancer Risk from Birth to 2 years			
Receptor #	Conc	g/sec	Cair	Dose Constant	Dose	ED	Risk Constant	Risk	Constant 2	Risk/ Million
156	0.56135	3.78E-03	2.1E-03	1.05E-03	2.22E-06	0.08	1.57E-01	2.86E-08	1.0E+06	2.9E-02
157	0.6536	3.78E-03	2.5E-03	1.05E-03	2.58E-06	0.08	1.57E-01	3.34E-08	1.0E+06	3.3E-02
158	0.74763	3.78E-03	2.8E-03	1.05E-03	2.95E-06	0.08	1.57E-01	3.82E-08	1.0E+06	3.8E-02
159	0.9036	3.78E-03	3.4E-03	1.05E-03	3.57E-06	0.08	1.57E-01	4.61E-08	1.0E+06	4.6E-02
160	1.07849	3.78E-03	4.1E-03	1.05E-03	4.26E-06	0.08	1.57E-01	5.50E-08	1.0E+06	5.5E-02
161	1.20951	3.78E-03	4.6E-03	1.05E-03	4.78E-06	0.08	1.57E-01	6.17E-08	1.0E+06	6.2E-02
162	1.41201	3.78E-03	5.3E-03	1.05E-03	5.58E-06	0.08	1.57E-01	7.21E-08	1.0E+06	7.2E-02
163	1.62642	3.78E-03	6.1E-03	1.05E-03	6.43E-06	0.08	1.57E-01	8.30E-08	1.0E+06	8.3E-02
164	1.77723	3.78E-03	6.7E-03	1.05E-03	7.02E-06	0.08	1.57E-01	9.07E-08	1.0E+06	9.1E-02
165	1.93404	3.78E-03	7.3E-03	1.05E-03	7.64E-06	0.08	1.57E-01	9.87E-08	1.0E+06	9.9E-02
166	2.09076	3.78E-03	7.9E-03	1.05E-03	8.26E-06	0.08	1.57E-01	1.07E-07	1.0E+06	1.1E-01
167	2.14788	3.78E-03	8.1E-03	1.05E-03	8.49E-06	0.08	1.57E-01	1.10E-07	1.0E+06	1.1E-01
168	2.13133	3.78E-03	8.1E-03	1.05E-03	8.42E-06	0.08	1.57E-01	1.09E-07	1.0E+06	1.1E-01
169	2.14022	3.78E-03	8.1E-03	1.05E-03	8.46E-06	0.08	1.57E-01	1.09E-07	1.0E+06	1.1E-01
170	2.06144	3.78E-03	7.8E-03	1.05E-03	8.14E-06	0.08	1.57E-01	1.05E-07	1.0E+06	1.1E-01
171	0.39425	3.78E-03	1.5E-03	1.05E-03	1.56E-06	0.08	1.57E-01	2.01E-08	1.0E+06	2.0E-02
172	0.45515	3.78E-03	1.7E-03	1.05E-03	1.80E-06	0.08	1.57E-01	2.32E-08	1.0E+06	2.3E-02
173	0.52324	3.78E-03	2.0E-03	1.05E-03	2.07E-06	0.08	1.57E-01	2.67E-08	1.0E+06	2.7E-02
174	0.59062	3.78E-03	2.2E-03	1.05E-03	2.33E-06	0.08	1.57E-01	3.01E-08	1.0E+06	3.0E-02
175	0.69621	3.78E-03	2.6E-03	1.05E-03	2.75E-06	0.08	1.57E-01	3.55E-08	1.0E+06	3.6E-02
176	0.81224	3.78E-03	3.1E-03	1.05E-03	3.21E-06	0.08	1.57E-01	4.14E-08	1.0E+06	4.1E-02
177	0.8946	3.78E-03	3.4E-03	1.05E-03	3.53E-06	0.08	1.57E-01	4.56E-08	1.0E+06	4.6E-02
178	1.01974	3.78E-03	3.9E-03	1.05E-03	4.03E-06	0.08	1.57E-01	5.20E-08	1.0E+06	5.2E-02
179	1.15422	3.78E-03	4.4E-03	1.05E-03	4.56E-06	0.08	1.57E-01	5.89E-08	1.0E+06	5.9E-02
180	1.25061	3.78E-03	4.7E-03	1.05E-03	4.94E-06	0.08	1.57E-01	6.38E-08	1.0E+06	6.4E-02
181	1.35299	3.78E-03	5.1E-03	1.05E-03	5.35E-06	0.08	1.57E-01	6.90E-08	1.0E+06	6.9E-02
182	1.47014	3.78E-03	5.6E-03	1.05E-03	5.81E-06	0.08	1.57E-01	7.50E-08	1.0E+06	7.5E-02
183	1.53097	3.78E-03	5.8E-03	1.05E-03	6.05E-06	0.08	1.57E-01	7.81E-08	1.0E+06	7.8E-02
184	1.54419	3.78E-03	5.8E-03	1.05E-03	6.10E-06	0.08	1.57E-01	7.88E-08	1.0E+06	7.9E-02
185	1.59116	3.78E-03	6.0E-03	1.05E-03	6.29E-06	0.08	1.57E-01	8.12E-08	1.0E+06	8.1E-02
186	1.57862	3.78E-03	6.0E-03	1.05E-03	6.24E-06	0.08	1.57E-01	8.06E-08	1.0E+06	8.1E-02

Ventura Ranch

P1- Paving

		Cancer Risk from Birth to 2 years								
Receptor #	Conc	g/sec	Cair	Dose Constant	Dose	ED	Risk Constant	Risk	Constant 2	Risk/ Million
187	0.33109	3.78E-03	1.3E-03	1.05E-03	1.31E-06	0.08	1.57E-01	1.69E-08	1.0E+06	1.7E-02
188	0.37817	3.78E-03	1.4E-03	1.05E-03	1.49E-06	0.08	1.57E-01	1.93E-08	1.0E+06	1.9E-02
189	0.43	3.78E-03	1.6E-03	1.05E-03	1.70E-06	0.08	1.57E-01	2.19E-08	1.0E+06	2.2E-02
190	0.47947	3.78E-03	1.8E-03	1.05E-03	1.89E-06	0.08	1.57E-01	2.45E-08	1.0E+06	2.4E-02
191	0.55346	3.78E-03	2.1E-03	1.05E-03	2.19E-06	0.08	1.57E-01	2.82E-08	1.0E+06	2.8E-02
192	0.63119	3.78E-03	2.4E-03	1.05E-03	2.49E-06	0.08	1.57E-01	3.22E-08	1.0E+06	3.2E-02
193	0.68603	3.78E-03	2.6E-03	1.05E-03	2.71E-06	0.08	1.57E-01	3.50E-08	1.0E+06	3.5E-02
194	0.76759	3.78E-03	2.9E-03	1.05E-03	3.03E-06	0.08	1.57E-01	3.92E-08	1.0E+06	3.9E-02
195	0.85813	3.78E-03	3.2E-03	1.05E-03	3.39E-06	0.08	1.57E-01	4.38E-08	1.0E+06	4.4E-02
196	0.92351	3.78E-03	3.5E-03	1.05E-03	3.65E-06	0.08	1.57E-01	4.71E-08	1.0E+06	4.7E-02
197	0.99356	3.78E-03	3.8E-03	1.05E-03	3.93E-06	0.08	1.57E-01	5.07E-08	1.0E+06	5.1E-02
198	1.07816	3.78E-03	4.1E-03	1.05E-03	4.26E-06	0.08	1.57E-01	5.50E-08	1.0E+06	5.5E-02
199	1.12839	3.78E-03	4.3E-03	1.05E-03	4.46E-06	0.08	1.57E-01	5.76E-08	1.0E+06	5.8E-02
200	1.13778	3.78E-03	4.3E-03	1.05E-03	4.50E-06	0.08	1.57E-01	5.81E-08	1.0E+06	5.8E-02
201	1.19128	3.78E-03	4.5E-03	1.05E-03	4.71E-06	0.08	1.57E-01	6.08E-08	1.0E+06	6.1E-02
202	1.20542	3.78E-03	4.6E-03	1.05E-03	4.76E-06	0.08	1.57E-01	6.15E-08	1.0E+06	6.2E-02
203	0.28373	3.78E-03	1.1E-03	1.05E-03	1.12E-06	0.08	1.57E-01	1.45E-08	1.0E+06	1.4E-02
204	0.32098	3.78E-03	1.2E-03	1.05E-03	1.27E-06	0.08	1.57E-01	1.64E-08	1.0E+06	1.6E-02
205	0.36158	3.78E-03	1.4E-03	1.05E-03	1.43E-06	0.08	1.57E-01	1.85E-08	1.0E+06	1.8E-02
206	0.3997	3.78E-03	1.5E-03	1.05E-03	1.58E-06	0.08	1.57E-01	2.04E-08	1.0E+06	2.0E-02
207	0.4521	3.78E-03	1.7E-03	1.05E-03	1.79E-06	0.08	1.57E-01	2.31E-08	1.0E+06	2.3E-02
208	0.5071	3.78E-03	1.9E-03	1.05E-03	2.00E-06	0.08	1.57E-01	2.59E-08	1.0E+06	2.6E-02
209	0.54316	3.78E-03	2.1E-03	1.05E-03	2.15E-06	0.08	1.57E-01	2.77E-08	1.0E+06	2.8E-02
210	0.5968	3.78E-03	2.3E-03	1.05E-03	2.36E-06	0.08	1.57E-01	3.05E-08	1.0E+06	3.0E-02
211	0.65911	3.78E-03	2.5E-03	1.05E-03	2.60E-06	0.08	1.57E-01	3.36E-08	1.0E+06	3.4E-02
212	0.70917	3.78E-03	2.7E-03	1.05E-03	2.80E-06	0.08	1.57E-01	3.62E-08	1.0E+06	3.6E-02
213	0.76186	3.78E-03	2.9E-03	1.05E-03	3.01E-06	0.08	1.57E-01	3.89E-08	1.0E+06	3.9E-02
214	0.82369	3.78E-03	3.1E-03	1.05E-03	3.25E-06	0.08	1.57E-01	4.20E-08	1.0E+06	4.2E-02
215	0.85966	3.78E-03	3.2E-03	1.05E-03	3.40E-06	0.08	1.57E-01	4.39E-08	1.0E+06	4.4E-02
216	0.86193	3.78E-03	3.3E-03	1.05E-03	3.41E-06	0.08	1.57E-01	4.40E-08	1.0E+06	4.4E-02
217	0.90757	3.78E-03	3.4E-03	1.05E-03	3.59E-06	0.08	1.57E-01	4.63E-08	1.0E+06	4.6E-02

Ventura Ranch

P1- Paving

		Cancer Risk from Birth to 2 years								
Receptor #	Conc	g/sec	Cair	Dose Constant	Dose	ED	Risk Constant	Risk	Constant 2	Risk/ Million
218	0.93286	3.78E-03	3.5E-03	1.05E-03	3.69E-06	0.08	1.57E-01	4.76E-08	1.0E+06	4.8E-02
219	0.24681	3.78E-03	9.3E-04	1.05E-03	9.75E-07	0.08	1.57E-01	1.26E-08	1.0E+06	1.3E-02
220	0.27688	3.78E-03	1.0E-03	1.05E-03	1.09E-06	0.08	1.57E-01	1.41E-08	1.0E+06	1.4E-02
221	0.30881	3.78E-03	1.2E-03	1.05E-03	1.22E-06	0.08	1.57E-01	1.58E-08	1.0E+06	1.6E-02
222	0.33889	3.78E-03	1.3E-03	1.05E-03	1.34E-06	0.08	1.57E-01	1.73E-08	1.0E+06	1.7E-02
223	0.37662	3.78E-03	1.4E-03	1.05E-03	1.49E-06	0.08	1.57E-01	1.92E-08	1.0E+06	1.9E-02
224	0.41548	3.78E-03	1.6E-03	1.05E-03	1.64E-06	0.08	1.57E-01	2.12E-08	1.0E+06	2.1E-02
225	0.44318	3.78E-03	1.7E-03	1.05E-03	1.75E-06	0.08	1.57E-01	2.26E-08	1.0E+06	2.3E-02
226	0.47697	3.78E-03	1.8E-03	1.05E-03	1.88E-06	0.08	1.57E-01	2.43E-08	1.0E+06	2.4E-02
227	0.52154	3.78E-03	2.0E-03	1.05E-03	2.06E-06	0.08	1.57E-01	2.66E-08	1.0E+06	2.7E-02
228	0.56021	3.78E-03	2.1E-03	1.05E-03	2.21E-06	0.08	1.57E-01	2.86E-08	1.0E+06	2.9E-02
229	0.6041	3.78E-03	2.3E-03	1.05E-03	2.39E-06	0.08	1.57E-01	3.08E-08	1.0E+06	3.1E-02
230	0.64824	3.78E-03	2.5E-03	1.05E-03	2.56E-06	0.08	1.57E-01	3.31E-08	1.0E+06	3.3E-02
231	0.66004	3.78E-03	2.5E-03	1.05E-03	2.61E-06	0.08	1.57E-01	3.37E-08	1.0E+06	3.4E-02
232	0.67098	3.78E-03	2.5E-03	1.05E-03	2.65E-06	0.08	1.57E-01	3.42E-08	1.0E+06	3.4E-02
233	0.7084	3.78E-03	2.7E-03	1.05E-03	2.80E-06	0.08	1.57E-01	3.61E-08	1.0E+06	3.6E-02
234	0.73038	3.78E-03	2.8E-03	1.05E-03	2.89E-06	0.08	1.57E-01	3.73E-08	1.0E+06	3.7E-02
235	0.21731	3.78E-03	8.2E-04	1.05E-03	8.59E-07	0.08	1.57E-01	1.11E-08	1.0E+06	1.1E-02
236	0.24179	3.78E-03	9.1E-04	1.05E-03	9.55E-07	0.08	1.57E-01	1.23E-08	1.0E+06	1.2E-02
237	0.26727	3.78E-03	1.0E-03	1.05E-03	1.06E-06	0.08	1.57E-01	1.36E-08	1.0E+06	1.4E-02
238	0.29208	3.78E-03	1.1E-03	1.05E-03	1.15E-06	0.08	1.57E-01	1.49E-08	1.0E+06	1.5E-02
239	0.31854	3.78E-03	1.2E-03	1.05E-03	1.26E-06	0.08	1.57E-01	1.63E-08	1.0E+06	1.6E-02
240	0.34809	3.78E-03	1.3E-03	1.05E-03	1.38E-06	0.08	1.57E-01	1.78E-08	1.0E+06	1.8E-02
241	0.37163	3.78E-03	1.4E-03	1.05E-03	1.47E-06	0.08	1.57E-01	1.90E-08	1.0E+06	1.9E-02
242	0.38945	3.78E-03	1.5E-03	1.05E-03	1.54E-06	0.08	1.57E-01	1.99E-08	1.0E+06	2.0E-02
243	0.4242	3.78E-03	1.6E-03	1.05E-03	1.68E-06	0.08	1.57E-01	2.16E-08	1.0E+06	2.2E-02
244	0.45469	3.78E-03	1.7E-03	1.05E-03	1.80E-06	0.08	1.57E-01	2.32E-08	1.0E+06	2.3E-02
245	0.48962	3.78E-03	1.9E-03	1.05E-03	1.93E-06	0.08	1.57E-01	2.50E-08	1.0E+06	2.5E-02
246	0.52214	3.78E-03	2.0E-03	1.05E-03	2.06E-06	0.08	1.57E-01	2.66E-08	1.0E+06	2.7E-02
247	0.51359	3.78E-03	1.9E-03	1.05E-03	2.03E-06	0.08	1.57E-01	2.62E-08	1.0E+06	2.6E-02
248	0.53805	3.78E-03	2.0E-03	1.05E-03	2.13E-06	0.08	1.57E-01	2.75E-08	1.0E+06	2.7E-02

Ventura Ranch

P1- Paving

							Cancer Risk from Birth to 2 years			
Receptor #	Conc	g/sec	Cair	Dose Constant	Dose	ED	Risk Constant	Risk	Constant 2	Risk/ Million
249	0.56447	3.78E-03	2.1E-03	1.05E-03	2.23E-06	0.08	1.57E-01	2.88E-08	1.0E+06	2.9E-02
250	0.58231	3.78E-03	2.2E-03	1.05E-03	2.30E-06	0.08	1.57E-01	2.97E-08	1.0E+06	3.0E-02
251	0.19372	3.78E-03	7.3E-04	1.05E-03	7.65E-07	0.08	1.57E-01	9.89E-09	1.0E+06	9.9E-03
252	0.21332	3.78E-03	8.1E-04	1.05E-03	8.43E-07	0.08	1.57E-01	1.09E-08	1.0E+06	1.1E-02
253	0.23417	3.78E-03	8.9E-04	1.05E-03	9.25E-07	0.08	1.57E-01	1.19E-08	1.0E+06	1.2E-02
254	0.25607	3.78E-03	9.7E-04	1.05E-03	1.01E-06	0.08	1.57E-01	1.31E-08	1.0E+06	1.3E-02
255	0.27326	3.78E-03	1.0E-03	1.05E-03	1.08E-06	0.08	1.57E-01	1.39E-08	1.0E+06	1.4E-02
256	0.2967	3.78E-03	1.1E-03	1.05E-03	1.17E-06	0.08	1.57E-01	1.51E-08	1.0E+06	1.5E-02
257	0.31656	3.78E-03	1.2E-03	1.05E-03	1.25E-06	0.08	1.57E-01	1.62E-08	1.0E+06	1.6E-02
258	0.32608	3.78E-03	1.2E-03	1.05E-03	1.29E-06	0.08	1.57E-01	1.66E-08	1.0E+06	1.7E-02
259	0.35107	3.78E-03	1.3E-03	1.05E-03	1.39E-06	0.08	1.57E-01	1.79E-08	1.0E+06	1.8E-02
260	0.37472	3.78E-03	1.4E-03	1.05E-03	1.48E-06	0.08	1.57E-01	1.91E-08	1.0E+06	1.9E-02
261	0.40071	3.78E-03	1.5E-03	1.05E-03	1.58E-06	0.08	1.57E-01	2.04E-08	1.0E+06	2.0E-02
262	0.42721	3.78E-03	1.6E-03	1.05E-03	1.69E-06	0.08	1.57E-01	2.18E-08	1.0E+06	2.2E-02
263	0.41789	3.78E-03	1.6E-03	1.05E-03	1.65E-06	0.08	1.57E-01	2.13E-08	1.0E+06	2.1E-02
264	0.44349	3.78E-03	1.7E-03	1.05E-03	1.75E-06	0.08	1.57E-01	2.26E-08	1.0E+06	2.3E-02
265	0.4547	3.78E-03	1.7E-03	1.05E-03	1.80E-06	0.08	1.57E-01	2.32E-08	1.0E+06	2.3E-02
266	0.4665	3.78E-03	1.8E-03	1.05E-03	1.84E-06	0.08	1.57E-01	2.38E-08	1.0E+06	2.4E-02
267	0.17521	3.78E-03	6.6E-04	1.05E-03	6.92E-07	0.08	1.57E-01	8.94E-09	1.0E+06	8.9E-03
268	0.19148	3.78E-03	7.2E-04	1.05E-03	7.57E-07	0.08	1.57E-01	9.77E-09	1.0E+06	9.8E-03
269	0.20965	3.78E-03	7.9E-04	1.05E-03	8.28E-07	0.08	1.57E-01	1.07E-08	1.0E+06	1.1E-02
270	0.22694	3.78E-03	8.6E-04	1.05E-03	8.97E-07	0.08	1.57E-01	1.16E-08	1.0E+06	1.2E-02
271	0.23797	3.78E-03	9.0E-04	1.05E-03	9.40E-07	0.08	1.57E-01	1.21E-08	1.0E+06	1.2E-02
272	0.25571	3.78E-03	9.7E-04	1.05E-03	1.01E-06	0.08	1.57E-01	1.30E-08	1.0E+06	1.3E-02
273	0.27202	3.78E-03	1.0E-03	1.05E-03	1.07E-06	0.08	1.57E-01	1.39E-08	1.0E+06	1.4E-02
274	0.28191	3.78E-03	1.1E-03	1.05E-03	1.11E-06	0.08	1.57E-01	1.44E-08	1.0E+06	1.4E-02
275	0.2947	3.78E-03	1.1E-03	1.05E-03	1.16E-06	0.08	1.57E-01	1.50E-08	1.0E+06	1.5E-02
276	0.31488	3.78E-03	1.2E-03	1.05E-03	1.24E-06	0.08	1.57E-01	1.61E-08	1.0E+06	1.6E-02
277	0.32822	3.78E-03	1.2E-03	1.05E-03	1.30E-06	0.08	1.57E-01	1.67E-08	1.0E+06	1.7E-02
278	0.34027	3.78E-03	1.3E-03	1.05E-03	1.34E-06	0.08	1.57E-01	1.74E-08	1.0E+06	1.7E-02
279	0.3542	3.78E-03	1.3E-03	1.05E-03	1.40E-06	0.08	1.57E-01	1.81E-08	1.0E+06	1.8E-02

Ventura Ranch

P1- Paving

		Cancer Risk from Birth to 2 years								
Receptor #	Conc	g/sec	Cair	Dose Constant	Dose	ED	Risk Constant	Risk	Constant 2	Risk/ Million
280	0.37377	3.78E-03	1.4E-03	1.05E-03	1.48E-06	0.08	1.57E-01	1.91E-08	1.0E+06	1.9E-02
281	0.38225	3.78E-03	1.4E-03	1.05E-03	1.51E-06	0.08	1.57E-01	1.95E-08	1.0E+06	2.0E-02
282	0.39502	3.78E-03	1.5E-03	1.05E-03	1.56E-06	0.08	1.57E-01	2.02E-08	1.0E+06	2.0E-02
283	0.16037	3.78E-03	6.1E-04	1.05E-03	6.34E-07	0.08	1.57E-01	8.18E-09	1.0E+06	8.2E-03
284	0.17246	3.78E-03	6.5E-04	1.05E-03	6.81E-07	0.08	1.57E-01	8.80E-09	1.0E+06	8.8E-03
285	0.18769	3.78E-03	7.1E-04	1.05E-03	7.42E-07	0.08	1.57E-01	9.58E-09	1.0E+06	9.6E-03
286	0.20193	3.78E-03	7.6E-04	1.05E-03	7.98E-07	0.08	1.57E-01	1.03E-08	1.0E+06	1.0E-02
287	0.21149	3.78E-03	8.0E-04	1.05E-03	8.36E-07	0.08	1.57E-01	1.08E-08	1.0E+06	1.1E-02
288	0.22276	3.78E-03	8.4E-04	1.05E-03	8.80E-07	0.08	1.57E-01	1.14E-08	1.0E+06	1.1E-02
289	0.23722	3.78E-03	9.0E-04	1.05E-03	9.37E-07	0.08	1.57E-01	1.21E-08	1.0E+06	1.2E-02
290	0.24812	3.78E-03	9.4E-04	1.05E-03	9.80E-07	0.08	1.57E-01	1.27E-08	1.0E+06	1.3E-02
291	0.25299	3.78E-03	9.6E-04	1.05E-03	1.00E-06	0.08	1.57E-01	1.29E-08	1.0E+06	1.3E-02
292	0.26851	3.78E-03	1.0E-03	1.05E-03	1.06E-06	0.08	1.57E-01	1.37E-08	1.0E+06	1.4E-02
293	0.27946	3.78E-03	1.1E-03	1.05E-03	1.10E-06	0.08	1.57E-01	1.43E-08	1.0E+06	1.4E-02
294	0.29146	3.78E-03	1.1E-03	1.05E-03	1.15E-06	0.08	1.57E-01	1.49E-08	1.0E+06	1.5E-02
295	0.30455	3.78E-03	1.2E-03	1.05E-03	1.20E-06	0.08	1.57E-01	1.55E-08	1.0E+06	1.6E-02
296	0.31894	3.78E-03	1.2E-03	1.05E-03	1.26E-06	0.08	1.57E-01	1.63E-08	1.0E+06	1.6E-02
297	0.32815	3.78E-03	1.2E-03	1.05E-03	1.30E-06	0.08	1.57E-01	1.67E-08	1.0E+06	1.7E-02
298	0.33705	3.78E-03	1.3E-03	1.05E-03	1.33E-06	0.08	1.57E-01	1.72E-08	1.0E+06	1.7E-02
299	0.15683	3.78E-03	5.9E-04	1.05E-03	6.20E-07	0.08	1.57E-01	8.00E-09	1.0E+06	8.0E-03
300	0.169	3.78E-03	6.4E-04	1.05E-03	6.68E-07	0.08	1.57E-01	8.62E-09	1.0E+06	8.6E-03
301	0.18135	3.78E-03	6.9E-04	1.05E-03	7.16E-07	0.08	1.57E-01	9.25E-09	1.0E+06	9.3E-03
302	0.19214	3.78E-03	7.3E-04	1.05E-03	7.59E-07	0.08	1.57E-01	9.80E-09	1.0E+06	9.8E-03
303	0.20074	3.78E-03	7.6E-04	1.05E-03	7.93E-07	0.08	1.57E-01	1.02E-08	1.0E+06	1.0E-02
304	0.20884	3.78E-03	7.9E-04	1.05E-03	8.25E-07	0.08	1.57E-01	1.07E-08	1.0E+06	1.1E-02
305	0.21679	3.78E-03	8.2E-04	1.05E-03	8.56E-07	0.08	1.57E-01	1.11E-08	1.0E+06	1.1E-02
306	0.22323	3.78E-03	8.4E-04	1.05E-03	8.82E-07	0.08	1.57E-01	1.14E-08	1.0E+06	1.1E-02
307	0.23282	3.78E-03	8.8E-04	1.05E-03	9.20E-07	0.08	1.57E-01	1.19E-08	1.0E+06	1.2E-02
308	0.24269	3.78E-03	9.2E-04	1.05E-03	9.59E-07	0.08	1.57E-01	1.24E-08	1.0E+06	1.2E-02

Ventura Ranch

P1- Paving

		Cancer Risk from Birth to 2 years								
Receptor #	Conc	g/sec	Cair	Dose Constant	Dose	ED	Risk Constant	Risk	Constant 2	Risk/ Million
309	0.25057	3.78E-03	9.5E-04	1.05E-03	9.90E-07	0.08	1.57E-01	1.28E-08	1.0E+06	1.3E-02
310	0.2621	3.78E-03	9.9E-04	1.05E-03	1.04E-06	0.08	1.57E-01	1.34E-08	1.0E+06	1.3E-02
311	0.27669	3.78E-03	1.0E-03	1.05E-03	1.09E-06	0.08	1.57E-01	1.41E-08	1.0E+06	1.4E-02
312	0.28905	3.78E-03	1.1E-03	1.05E-03	1.14E-06	0.08	1.57E-01	1.47E-08	1.0E+06	1.5E-02
313	0.28926	3.78E-03	1.1E-03	1.05E-03	1.14E-06	0.08	1.57E-01	1.48E-08	1.0E+06	1.5E-02
314	0.14298	3.78E-03	5.4E-04	1.05E-03	5.65E-07	0.08	1.57E-01	7.30E-09	1.0E+06	7.3E-03
315	0.15281	3.78E-03	5.8E-04	1.05E-03	6.04E-07	0.08	1.57E-01	7.80E-09	1.0E+06	7.8E-03
316	0.16338	3.78E-03	6.2E-04	1.05E-03	6.45E-07	0.08	1.57E-01	8.34E-09	1.0E+06	8.3E-03
317	0.17271	3.78E-03	6.5E-04	1.05E-03	6.82E-07	0.08	1.57E-01	8.81E-09	1.0E+06	8.8E-03
318	0.17587	3.78E-03	6.6E-04	1.05E-03	6.95E-07	0.08	1.57E-01	8.97E-09	1.0E+06	9.0E-03
319	0.18536	3.78E-03	7.0E-04	1.05E-03	7.32E-07	0.08	1.57E-01	9.46E-09	1.0E+06	9.5E-03
320	0.19335	3.78E-03	7.3E-04	1.05E-03	7.64E-07	0.08	1.57E-01	9.87E-09	1.0E+06	9.9E-03
321	0.19436	3.78E-03	7.3E-04	1.05E-03	7.68E-07	0.08	1.57E-01	9.92E-09	1.0E+06	9.9E-03
322	0.2042	3.78E-03	7.7E-04	1.05E-03	8.07E-07	0.08	1.57E-01	1.04E-08	1.0E+06	1.0E-02
323	0.2132	3.78E-03	8.1E-04	1.05E-03	8.42E-07	0.08	1.57E-01	1.09E-08	1.0E+06	1.1E-02
324	0.22	3.78E-03	8.3E-04	1.05E-03	8.69E-07	0.08	1.57E-01	1.12E-08	1.0E+06	1.1E-02
325	0.22865	3.78E-03	8.6E-04	1.05E-03	9.03E-07	0.08	1.57E-01	1.17E-08	1.0E+06	1.2E-02
326	0.24174	3.78E-03	9.1E-04	1.05E-03	9.55E-07	0.08	1.57E-01	1.23E-08	1.0E+06	1.2E-02
327	0.25236	3.78E-03	9.5E-04	1.05E-03	9.97E-07	0.08	1.57E-01	1.29E-08	1.0E+06	1.3E-02
328	0.25049	3.78E-03	9.5E-04	1.05E-03	9.90E-07	0.08	1.57E-01	1.28E-08	1.0E+06	1.3E-02
329	0.1325	3.78E-03	5.0E-04	1.05E-03	5.23E-07	0.08	1.57E-01	6.76E-09	1.0E+06	6.8E-03
330	0.13899	3.78E-03	5.3E-04	1.05E-03	5.49E-07	0.08	1.57E-01	7.09E-09	1.0E+06	7.1E-03
331	0.14787	3.78E-03	5.6E-04	1.05E-03	5.84E-07	0.08	1.57E-01	7.55E-09	1.0E+06	7.5E-03
332	0.15588	3.78E-03	5.9E-04	1.05E-03	6.16E-07	0.08	1.57E-01	7.95E-09	1.0E+06	8.0E-03
333	0.15911	3.78E-03	6.0E-04	1.05E-03	6.29E-07	0.08	1.57E-01	8.12E-09	1.0E+06	8.1E-03
334	0.16672	3.78E-03	6.3E-04	1.05E-03	6.59E-07	0.08	1.57E-01	8.51E-09	1.0E+06	8.5E-03
335	0.17395	3.78E-03	6.6E-04	1.05E-03	6.87E-07	0.08	1.57E-01	8.88E-09	1.0E+06	8.9E-03
336	0.17478	3.78E-03	6.6E-04	1.05E-03	6.91E-07	0.08	1.57E-01	8.92E-09	1.0E+06	8.9E-03
337	0.18198	3.78E-03	6.9E-04	1.05E-03	7.19E-07	0.08	1.57E-01	9.29E-09	1.0E+06	9.3E-03
338	0.1903	3.78E-03	7.2E-04	1.05E-03	7.52E-07	0.08	1.57E-01	9.71E-09	1.0E+06	9.7E-03
339	0.19649	3.78E-03	7.4E-04	1.05E-03	7.76E-07	0.08	1.57E-01	1.00E-08	1.0E+06	1.0E-02

Ventura Ranch

P1- Paving

		Cancer Risk from Birth to 2 years								
Receptor #	Conc	g/sec	Cair	Dose Constant	Dose	ED	Risk Constant	Risk	Constant 2	Risk/ Million
340	0.20173	3.78E-03	7.6E-04	1.05E-03	7.97E-07	0.08	1.57E-01	1.03E-08	1.0E+06	1.0E-02
341	0.21293	3.78E-03	8.0E-04	1.05E-03	8.41E-07	0.08	1.57E-01	1.09E-08	1.0E+06	1.1E-02
342	0.22192	3.78E-03	8.4E-04	1.05E-03	8.77E-07	0.08	1.57E-01	1.13E-08	1.0E+06	1.1E-02
343	0.21907	3.78E-03	8.3E-04	1.05E-03	8.66E-07	0.08	1.57E-01	1.12E-08	1.0E+06	1.1E-02
344	0.2145	3.78E-03	8.1E-04	1.05E-03	8.47E-07	0.08	1.57E-01	1.09E-08	1.0E+06	1.1E-02
345	0.12149	3.78E-03	4.6E-04	1.05E-03	4.80E-07	0.08	1.57E-01	6.20E-09	1.0E+06	6.2E-03
346	0.12716	3.78E-03	4.8E-04	1.05E-03	5.02E-07	0.08	1.57E-01	6.49E-09	1.0E+06	6.5E-03
347	0.13467	3.78E-03	5.1E-04	1.05E-03	5.32E-07	0.08	1.57E-01	6.87E-09	1.0E+06	6.9E-03
348	0.1416	3.78E-03	5.4E-04	1.05E-03	5.59E-07	0.08	1.57E-01	7.23E-09	1.0E+06	7.2E-03
349	0.14539	3.78E-03	5.5E-04	1.05E-03	5.74E-07	0.08	1.57E-01	7.42E-09	1.0E+06	7.4E-03
350	0.1513	3.78E-03	5.7E-04	1.05E-03	5.98E-07	0.08	1.57E-01	7.72E-09	1.0E+06	7.7E-03
351	0.15732	3.78E-03	5.9E-04	1.05E-03	6.22E-07	0.08	1.57E-01	8.03E-09	1.0E+06	8.0E-03
352	0.1597	3.78E-03	6.0E-04	1.05E-03	6.31E-07	0.08	1.57E-01	8.15E-09	1.0E+06	8.1E-03
353	0.16416	3.78E-03	6.2E-04	1.05E-03	6.49E-07	0.08	1.57E-01	8.38E-09	1.0E+06	8.4E-03
354	0.17124	3.78E-03	6.5E-04	1.05E-03	6.77E-07	0.08	1.57E-01	8.74E-09	1.0E+06	8.7E-03
355	0.17664	3.78E-03	6.7E-04	1.05E-03	6.98E-07	0.08	1.57E-01	9.01E-09	1.0E+06	9.0E-03
356	0.17959	3.78E-03	6.8E-04	1.05E-03	7.10E-07	0.08	1.57E-01	9.16E-09	1.0E+06	9.2E-03
357	0.1893	3.78E-03	7.2E-04	1.05E-03	7.48E-07	0.08	1.57E-01	9.66E-09	1.0E+06	9.7E-03
358	0.19706	3.78E-03	7.4E-04	1.05E-03	7.79E-07	0.08	1.57E-01	1.01E-08	1.0E+06	1.0E-02
359	0.19654	3.78E-03	7.4E-04	1.05E-03	7.76E-07	0.08	1.57E-01	1.00E-08	1.0E+06	1.0E-02
360	0.18848	3.78E-03	7.1E-04	1.05E-03	7.45E-07	0.08	1.57E-01	9.62E-09	1.0E+06	9.6E-03

Ventura Ranch

P1- Paving

Max Cancer Risk Cancer Risk	
Receptor #	**Total Risk/ Million**
1	8.9E-02
2	7.6E-02
3	6.4E-02
4	5.3E-02
5	4.3E-02
6	3.5E-02
7	2.9E-02
8	2.3E-02
9	1.9E-02
10	1.6E-02
11	1.1E-02
12	9.5E-03
13	8.1E-03
14	7.0E-03
15	6.2E-03
16	5.5E-03
17	4.7E-03
18	4.3E-03
19	3.7E-03
20	3.4E-03
21	3.0E-03
22	2.9E-02
23	2.4E-02
24	1.9E-02
25	1.6E-02
26	1.2E-02
27	9.6E-03
28	8.1E-03
29	7.1E-03
30	6.4E-03
31	5.4E-03

Max	**Receptor #**	
1.257	86	Res

Chronic Non Cancer Risk	
REL	**HI Offroad**
5	1.32E-03
5	1.12E-03
5	9.43E-04
5	7.83E-04
5	6.44E-04
5	5.25E-04
5	4.27E-04
5	3.47E-04
5	2.84E-04
5	2.34E-04
5	1.69E-04
5	1.41E-04
5	1.19E-04
5	1.03E-04
5	9.12E-05
5	8.16E-05
5	6.91E-05
5	6.33E-05
5	5.51E-05
5	5.01E-05
5	4.47E-05
5	4.36E-04
5	3.53E-04
5	2.87E-04
5	2.35E-04
5	1.71E-04
5	1.42E-04
5	1.20E-04
5	1.05E-04
5	9.41E-05
5	7.93E-05

Max	**Receptor #**	
1.862E-02	86	Res

Ventura Ranch

P1- Paving

Max Cancer Risk Cancer Risk		*Chronic Non Cancer Risk*	
Receptor #	Total Risk/ Million	REL	HI Offroad
32	4.1E-03	5	6.12E-05
33	3.9E-03	5	5.77E-05
34	3.8E-03	5	5.67E-05
35	7.5E-03	5	1.11E-04
36	6.5E-03	5	9.62E-05
37	2.1E-01	5	3.08E-03
38	2.0E-01	5	3.00E-03
39	1.9E-01	5	2.80E-03
40	1.7E-01	5	2.51E-03
41	2.3E-01	5	3.47E-03
42	2.3E-01	5	3.41E-03
43	2.1E-01	5	3.17E-03
44	1.9E-01	5	2.83E-03
45	1.6E-01	5	2.43E-03
46	2.5E-02	5	3.76E-04
47	2.0E-02	5	3.00E-04
48	2.6E-01	5	3.89E-03
49	2.5E-01	5	3.64E-03
50	2.2E-01	5	3.22E-03
51	1.8E-01	5	2.72E-03
52	2.6E-02	5	3.83E-04
53	1.8E-02	5	2.71E-04
54	1.5E-02	5	2.21E-04
55	2.8E-01	5	4.17E-03
56	2.5E-01	5	3.68E-03
57	2.1E-01	5	3.06E-03
58	1.6E-01	5	2.44E-03
59	2.6E-02	5	3.91E-04
60	1.9E-02	5	2.77E-04
61	1.5E-02	5	2.26E-04
62	2.7E-02	5	4.00E-04

Ventura Ranch

P1- Paving

Max Cancer Risk Cancer Risk		*Chronic Non Cancer Risk*	
Receptor #	Total Risk/ Million	REL	HI Offroad
63	1.9E-02	5	2.84E-04
64	1.6E-02	5	2.31E-04
65	2.0E-02	5	2.91E-04
66	5.2E-01	5	7.73E-03
67	4.9E-01	5	7.25E-03
68	7.5E-03	5	1.11E-04
69	6.5E-03	5	9.61E-05
70	5.8E-03	5	8.53E-05
71	5.3E-03	5	7.78E-05
72	6.7E-01	5	9.87E-03
73	6.2E-01	5	9.18E-03
74	9.1E-03	5	1.34E-04
75	8.1E-03	5	1.20E-04
76	7.1E-03	5	1.05E-04
77	6.3E-03	5	9.32E-05
78	5.9E-03	5	8.67E-05
79	8.9E-01	5	1.32E-02
80	8.2E-01	5	1.21E-02
81	9.7E-03	5	1.44E-04
82	8.8E-03	5	1.31E-04
83	8.1E-03	5	1.20E-04
84	7.6E-03	5	1.13E-04
85	6.8E-03	5	1.01E-04
86	1.3E+00	5	1.86E-02
87	1.2E+00	5	1.73E-02
88	9.9E-03	5	1.46E-04
89	3.2E-01	5	4.70E-03
90	1.5E-01	5	2.18E-03
91	2.2E-01	5	3.26E-03
92	3.8E-01	5	5.70E-03
93	1.1E-01	5	1.58E-03

Ventura Ranch
P1- Paving

Max Cancer Risk Cancer Risk		*Chronic Non Cancer Risk*	
Receptor #	Total Risk/ Million	REL	HI Offroad
94	1.4E-01	5	2.13E-03
95	2.1E-01	5	3.13E-03
96	4.0E-01	5	5.89E-03
97	7.7E-01	5	1.14E-02
98	1.1E+00	5	1.67E-02
99	7.5E-02	5	1.11E-03
100	9.4E-02	5	1.40E-03
101	1.3E-01	5	1.86E-03
102	1.9E-01	5	2.79E-03
103	2.9E-01	5	4.32E-03
104	4.2E-01	5	6.15E-03
105	5.5E-01	5	8.12E-03
106	6.7E-01	5	9.91E-03
107	7.9E-01	5	1.17E-02
108	7.5E-01	5	1.12E-02
109	5.4E-02	5	7.94E-04
110	6.5E-02	5	9.62E-04
111	8.3E-02	5	1.22E-03
112	1.1E-01	5	1.60E-03
113	1.5E-01	5	2.17E-03
114	2.0E-01	5	2.96E-03
115	2.6E-01	5	3.81E-03
116	3.2E-01	5	4.74E-03
117	3.7E-01	5	5.53E-03
118	4.0E-01	5	5.92E-03
119	3.8E-01	5	5.67E-03
120	3.4E-01	5	5.04E-03
121	2.9E-01	5	4.35E-03
122	2.5E-01	5	3.68E-03
123	4.0E-02	5	5.91E-04
124	4.7E-02	5	7.01E-04

Ventura Ranch

P1- Paving

Max Cancer Risk Cancer Risk		*Chronic Non Cancer Risk*	
Receptor #	Total Risk/ Million	REL	HI Offroad
125	5.8E-02	5	8.61E-04
126	7.0E-02	5	1.04E-03
127	9.0E-02	5	1.34E-03
128	1.2E-01	5	1.72E-03
129	1.4E-01	5	2.05E-03
130	1.7E-01	5	2.52E-03
131	2.0E-01	5	3.01E-03
132	2.3E-01	5	3.34E-03
133	2.4E-01	5	3.51E-03
134	2.4E-01	5	3.50E-03
135	2.2E-01	5	3.30E-03
136	2.0E-01	5	3.00E-03
137	1.8E-01	5	2.68E-03
138	1.6E-01	5	2.35E-03
139	3.1E-02	5	4.58E-04
140	3.6E-02	5	5.35E-04
141	4.3E-02	5	6.42E-04
142	5.0E-02	5	7.45E-04
143	6.3E-02	5	9.26E-04
144	7.7E-02	5	1.14E-03
145	8.8E-02	5	1.31E-03
146	1.1E-01	5	1.57E-03
147	1.2E-01	5	1.84E-03
148	1.4E-01	5	2.02E-03
149	1.5E-01	5	2.19E-03
150	1.6E-01	5	2.32E-03
151	1.6E-01	5	2.32E-03
152	1.5E-01	5	2.23E-03
153	1.4E-01	5	2.14E-03
154	1.3E-01	5	1.98E-03
155	2.5E-02	5	3.64E-04

Ventura Ranch

P1- Paving

Max Cancer Risk Cancer Risk		*Chronic Non Cancer Risk*	
Receptor #	Total Risk/ Million	REL	HI Offroad
156	2.9E-02	5	4.24E-04
157	3.3E-02	5	4.94E-04
158	3.8E-02	5	5.65E-04
159	4.6E-02	5	6.83E-04
160	5.5E-02	5	8.15E-04
161	6.2E-02	5	9.14E-04
162	7.2E-02	5	1.07E-03
163	8.3E-02	5	1.23E-03
164	9.1E-02	5	1.34E-03
165	9.9E-02	5	1.46E-03
166	1.1E-01	5	1.58E-03
167	1.1E-01	5	1.62E-03
168	1.1E-01	5	1.61E-03
169	1.1E-01	5	1.62E-03
170	1.1E-01	5	1.56E-03
171	2.0E-02	5	2.98E-04
172	2.3E-02	5	3.44E-04
173	2.7E-02	5	3.96E-04
174	3.0E-02	5	4.47E-04
175	3.6E-02	5	5.26E-04
176	4.1E-02	5	6.14E-04
177	4.6E-02	5	6.76E-04
178	5.2E-02	5	7.71E-04
179	5.9E-02	5	8.73E-04
180	6.4E-02	5	9.45E-04
181	6.9E-02	5	1.02E-03
182	7.5E-02	5	1.11E-03
183	7.8E-02	5	1.16E-03
184	7.9E-02	5	1.17E-03
185	8.1E-02	5	1.20E-03
186	8.1E-02	5	1.19E-03

Ventura Ranch

P1- Paving

Max Cancer Risk Cancer Risk		*Chronic Non Cancer Risk*	
Receptor #	Total Risk/ Million	REL	HI Offroad
187	1.7E-02	5	2.50E-04
188	1.9E-02	5	2.86E-04
189	2.2E-02	5	3.25E-04
190	2.4E-02	5	3.62E-04
191	2.8E-02	5	4.18E-04
192	3.2E-02	5	4.77E-04
193	3.5E-02	5	5.19E-04
194	3.9E-02	5	5.80E-04
195	4.4E-02	5	6.49E-04
196	4.7E-02	5	6.98E-04
197	5.1E-02	5	7.51E-04
198	5.5E-02	5	8.15E-04
199	5.8E-02	5	8.53E-04
200	5.8E-02	5	8.60E-04
201	6.1E-02	5	9.01E-04
202	6.2E-02	5	9.11E-04
203	1.4E-02	5	2.14E-04
204	1.6E-02	5	2.43E-04
205	1.8E-02	5	2.73E-04
206	2.0E-02	5	3.02E-04
207	2.3E-02	5	3.42E-04
208	2.6E-02	5	3.83E-04
209	2.8E-02	5	4.11E-04
210	3.0E-02	5	4.51E-04
211	3.4E-02	5	4.98E-04
212	3.6E-02	5	5.36E-04
213	3.9E-02	5	5.76E-04
214	4.2E-02	5	6.23E-04
215	4.4E-02	5	6.50E-04
216	4.4E-02	5	6.52E-04
217	4.6E-02	5	6.86E-04

Ventura Ranch

P1- Paving

Max Cancer Risk Cancer Risk		*Chronic Non Cancer Risk*	
Receptor #	Total Risk/ Million	REL	HI Offroad
218	4.8E-02	5	7.05E-04
219	1.3E-02	5	1.87E-04
220	1.4E-02	5	2.09E-04
221	1.6E-02	5	2.33E-04
222	1.7E-02	5	2.56E-04
223	1.9E-02	5	2.85E-04
224	2.1E-02	5	3.14E-04
225	2.3E-02	5	3.35E-04
226	2.4E-02	5	3.61E-04
227	2.7E-02	5	3.94E-04
228	2.9E-02	5	4.24E-04
229	3.1E-02	5	4.57E-04
230	3.3E-02	5	4.90E-04
231	3.4E-02	5	4.99E-04
232	3.4E-02	5	5.07E-04
233	3.6E-02	5	5.36E-04
234	3.7E-02	5	5.52E-04
235	1.1E-02	5	1.64E-04
236	1.2E-02	5	1.83E-04
237	1.4E-02	5	2.02E-04
238	1.5E-02	5	2.21E-04
239	1.6E-02	5	2.41E-04
240	1.8E-02	5	2.63E-04
241	1.9E-02	5	2.81E-04
242	2.0E-02	5	2.94E-04
243	2.2E-02	5	3.21E-04
244	2.3E-02	5	3.44E-04
245	2.5E-02	5	3.70E-04
246	2.7E-02	5	3.95E-04
247	2.6E-02	5	3.88E-04
248	2.7E-02	5	4.07E-04

Ventura Ranch

P1- Paving

Max Cancer Risk Cancer Risk		*Chronic Non Cancer Risk*	
Receptor #	Total Risk/ Million	REL	HI Offroad
249	2.9E-02	5	4.27E-04
250	3.0E-02	5	4.40E-04
251	9.9E-03	5	1.46E-04
252	1.1E-02	5	1.61E-04
253	1.2E-02	5	1.77E-04
254	1.3E-02	5	1.94E-04
255	1.4E-02	5	2.07E-04
256	1.5E-02	5	2.24E-04
257	1.6E-02	5	2.39E-04
258	1.7E-02	5	2.47E-04
259	1.8E-02	5	2.65E-04
260	1.9E-02	5	2.83E-04
261	2.0E-02	5	3.03E-04
262	2.2E-02	5	3.23E-04
263	2.1E-02	5	3.16E-04
264	2.3E-02	5	3.35E-04
265	2.3E-02	5	3.44E-04
266	2.4E-02	5	3.53E-04
267	8.9E-03	5	1.32E-04
268	9.8E-03	5	1.45E-04
269	1.1E-02	5	1.58E-04
270	1.2E-02	5	1.72E-04
271	1.2E-02	5	1.80E-04
272	1.3E-02	5	1.93E-04
273	1.4E-02	5	2.06E-04
274	1.4E-02	5	2.13E-04
275	1.5E-02	5	2.23E-04
276	1.6E-02	5	2.38E-04
277	1.7E-02	5	2.48E-04
278	1.7E-02	5	2.57E-04
279	1.8E-02	5	2.68E-04

Ventura Ranch

P1- Paving

Max Cancer Risk Cancer Risk		*Chronic Non Cancer Risk*	
Receptor #	Total Risk/ Million	REL	HI Offroad
280	1.9E-02	5	2.83E-04
281	2.0E-02	5	2.89E-04
282	2.0E-02	5	2.99E-04
283	8.2E-03	5	1.21E-04
284	8.8E-03	5	1.30E-04
285	9.6E-03	5	1.42E-04
286	1.0E-02	5	1.53E-04
287	1.1E-02	5	1.60E-04
288	1.1E-02	5	1.68E-04
289	1.2E-02	5	1.79E-04
290	1.3E-02	5	1.88E-04
291	1.3E-02	5	1.91E-04
292	1.4E-02	5	2.03E-04
293	1.4E-02	5	2.11E-04
294	1.5E-02	5	2.20E-04
295	1.6E-02	5	2.30E-04
296	1.6E-02	5	2.41E-04
297	1.7E-02	5	2.48E-04
298	1.7E-02	5	2.55E-04
299	8.0E-03	5	1.19E-04
300	8.6E-03	5	1.28E-04
301	9.3E-03	5	1.37E-04
302	9.8E-03	5	1.45E-04
303	1.0E-02	5	1.52E-04
304	1.1E-02	5	1.58E-04
305	1.1E-02	5	1.64E-04
306	1.1E-02	5	1.69E-04
307	1.2E-02	5	1.76E-04
308	1.2E-02	5	1.83E-04

Ventura Ranch

P1- Paving

Max Cancer Risk Cancer Risk		*Chronic Non Cancer Risk*	
Receptor #	Total Risk/ Million	REL	HI Offroad
309	1.3E-02	5	1.89E-04
310	1.3E-02	5	1.98E-04
311	1.4E-02	5	2.09E-04
312	1.5E-02	5	2.19E-04
313	1.5E-02	5	2.19E-04
314	7.3E-03	5	1.08E-04
315	7.8E-03	5	1.16E-04
316	8.3E-03	5	1.24E-04
317	8.8E-03	5	1.31E-04
318	9.0E-03	5	1.33E-04
319	9.5E-03	5	1.40E-04
320	9.9E-03	5	1.46E-04
321	9.9E-03	5	1.47E-04
322	1.0E-02	5	1.54E-04
323	1.1E-02	5	1.61E-04
324	1.1E-02	5	1.66E-04
325	1.2E-02	5	1.73E-04
326	1.2E-02	5	1.83E-04
327	1.3E-02	5	1.91E-04
328	1.3E-02	5	1.89E-04
329	6.8E-03	5	1.00E-04
330	7.1E-03	5	1.05E-04
331	7.5E-03	5	1.12E-04
332	8.0E-03	5	1.18E-04
333	8.1E-03	5	1.20E-04
334	8.5E-03	5	1.26E-04
335	8.9E-03	5	1.32E-04
336	8.9E-03	5	1.32E-04
337	9.3E-03	5	1.38E-04
338	9.7E-03	5	1.44E-04
339	1.0E-02	5	1.49E-04

Ventura Ranch

P1- Paving

Max Cancer Risk Cancer Risk		*Chronic Non Cancer Risk*	
Receptor #	**Total Risk/ Million**	**REL**	**HI Offroad**
340	1.0E-02	5	1.53E-04
341	1.1E-02	5	1.61E-04
342	1.1E-02	5	1.68E-04
343	1.1E-02	5	1.66E-04
344	1.1E-02	5	1.62E-04
345	6.2E-03	5	9.18E-05
346	6.5E-03	5	9.61E-05
347	6.9E-03	5	1.02E-04
348	7.2E-03	5	1.07E-04
349	7.4E-03	5	1.10E-04
350	7.7E-03	5	1.14E-04
351	8.0E-03	5	1.19E-04
352	8.1E-03	5	1.21E-04
353	8.4E-03	5	1.24E-04
354	8.7E-03	5	1.29E-04
355	9.0E-03	5	1.34E-04
356	9.2E-03	5	1.36E-04
357	9.7E-03	5	1.43E-04
358	1.0E-02	5	1.49E-04
359	1.0E-02	5	1.49E-04
360	9.6E-03	5	1.42E-04

Ventura Ranch

P1- Architectural Coating

		Cancer Risk from Birth to 2 years								
Receptor #	Conc	g/sec	Cair	Dose Constant	Dose	ED	Risk Constant	Risk	Constant 2	Risk/ Million
1	1.66315	2.52E-04	4.2E-04	1.05E-03	4.38E-07	0.08	1.57E-01	5.66E-09	1.0E+06	5.7E-03
2	1.42104	2.52E-04	3.6E-04	1.05E-03	3.74E-07	0.08	1.57E-01	4.83E-09	1.0E+06	4.8E-03
3	1.19747	2.52E-04	3.0E-04	1.05E-03	3.15E-07	0.08	1.57E-01	4.07E-09	1.0E+06	4.1E-03
4	0.99798	2.52E-04	2.5E-04	1.05E-03	2.63E-07	0.08	1.57E-01	3.40E-09	1.0E+06	3.4E-03
5	0.82463	2.52E-04	2.1E-04	1.05E-03	2.17E-07	0.08	1.57E-01	2.81E-09	1.0E+06	2.8E-03
6	0.67755	2.52E-04	1.7E-04	1.05E-03	1.78E-07	0.08	1.57E-01	2.30E-09	1.0E+06	2.3E-03
7	0.55367	2.52E-04	1.4E-04	1.05E-03	1.46E-07	0.08	1.57E-01	1.88E-09	1.0E+06	1.9E-03
8	0.45257	2.52E-04	1.1E-04	1.05E-03	1.19E-07	0.08	1.57E-01	1.54E-09	1.0E+06	1.5E-03
9	0.37183	2.52E-04	9.4E-05	1.05E-03	9.79E-08	0.08	1.57E-01	1.26E-09	1.0E+06	1.3E-03
10	0.30746	2.52E-04	7.7E-05	1.05E-03	8.10E-08	0.08	1.57E-01	1.05E-09	1.0E+06	1.0E-03
11	0.2558	2.52E-04	6.4E-05	1.05E-03	6.74E-08	0.08	1.57E-01	8.70E-10	1.0E+06	8.7E-04
12	0.2155	2.52E-04	5.4E-05	1.05E-03	5.68E-08	0.08	1.57E-01	7.33E-10	1.0E+06	7.3E-04
13	0.184	2.52E-04	4.6E-05	1.05E-03	4.85E-08	0.08	1.57E-01	6.26E-10	1.0E+06	6.3E-04
14	0.14323	2.52E-04	3.6E-05	1.05E-03	3.77E-08	0.08	1.57E-01	4.87E-10	1.0E+06	4.9E-04
15	0.12576	2.52E-04	3.2E-05	1.05E-03	3.31E-08	0.08	1.57E-01	4.28E-10	1.0E+06	4.3E-04
16	0.11245	2.52E-04	2.8E-05	1.05E-03	2.96E-08	0.08	1.57E-01	3.83E-10	1.0E+06	3.8E-04
17	0.09662	2.52E-04	2.4E-05	1.05E-03	2.54E-08	0.08	1.57E-01	3.29E-10	1.0E+06	3.3E-04
18	0.08857	2.52E-04	2.2E-05	1.05E-03	2.33E-08	0.08	1.57E-01	3.01E-10	1.0E+06	3.0E-04
19	0.07744	2.52E-04	2.0E-05	1.05E-03	2.04E-08	0.08	1.57E-01	2.63E-10	1.0E+06	2.6E-04
20	0.0701	2.52E-04	1.8E-05	1.05E-03	1.85E-08	0.08	1.57E-01	2.38E-10	1.0E+06	2.4E-04
21	0.06193	2.52E-04	1.6E-05	1.05E-03	1.63E-08	0.08	1.57E-01	2.11E-10	1.0E+06	2.1E-04
22	0.5668	2.52E-04	1.4E-04	1.05E-03	1.49E-07	0.08	1.57E-01	1.93E-09	1.0E+06	1.9E-03
23	0.46004	2.52E-04	1.2E-04	1.05E-03	1.21E-07	0.08	1.57E-01	1.56E-09	1.0E+06	1.6E-03
24	0.37558	2.52E-04	9.5E-05	1.05E-03	9.89E-08	0.08	1.57E-01	1.28E-09	1.0E+06	1.3E-03
25	0.30926	2.52E-04	7.8E-05	1.05E-03	8.15E-08	0.08	1.57E-01	1.05E-09	1.0E+06	1.1E-03
26	0.25687	2.52E-04	6.5E-05	1.05E-03	6.77E-08	0.08	1.57E-01	8.74E-10	1.0E+06	8.7E-04
27	0.21617	2.52E-04	5.4E-05	1.05E-03	5.69E-08	0.08	1.57E-01	7.35E-10	1.0E+06	7.4E-04
28	0.16812	2.52E-04	4.2E-05	1.05E-03	4.43E-08	0.08	1.57E-01	5.72E-10	1.0E+06	5.7E-04
29	0.14497	2.52E-04	3.7E-05	1.05E-03	3.82E-08	0.08	1.57E-01	4.93E-10	1.0E+06	4.9E-04
30	0.1293	2.52E-04	3.3E-05	1.05E-03	3.41E-08	0.08	1.57E-01	4.40E-10	1.0E+06	4.4E-04
31	0.11044	2.52E-04	2.8E-05	1.05E-03	2.91E-08	0.08	1.57E-01	3.76E-10	1.0E+06	3.8E-04

Ventura Ranch
P1- Architectural Coating

		Cancer Risk from Birth to 2 years								
Receptor #	Conc	g/sec	Cair	Dose Constant	Dose	ED	Risk Constant	Risk	Constant 2	Risk/ Million
32	0.08599	2.52E-04	2.2E-05	1.05E-03	2.26E-08	0.08	1.57E-01	2.93E-10	1.0E+06	2.9E-04
33	0.08095	2.52E-04	2.0E-05	1.05E-03	2.13E-08	0.08	1.57E-01	2.75E-10	1.0E+06	2.8E-04
34	0.0796	2.52E-04	2.0E-05	1.05E-03	2.10E-08	0.08	1.57E-01	2.71E-10	1.0E+06	2.7E-04
35	0.16303	2.52E-04	4.1E-05	1.05E-03	4.29E-08	0.08	1.57E-01	5.55E-10	1.0E+06	5.5E-04
36	0.13189	2.52E-04	3.3E-05	1.05E-03	3.47E-08	0.08	1.57E-01	4.49E-10	1.0E+06	4.5E-04
37	3.7612	2.52E-04	9.5E-04	1.05E-03	9.91E-07	0.08	1.57E-01	1.28E-08	1.0E+06	1.3E-02
38	3.67731	2.52E-04	9.3E-04	1.05E-03	9.69E-07	0.08	1.57E-01	1.25E-08	1.0E+06	1.3E-02
39	3.43424	2.52E-04	8.7E-04	1.05E-03	9.05E-07	0.08	1.57E-01	1.17E-08	1.0E+06	1.2E-02
40	3.09047	2.52E-04	7.8E-04	1.05E-03	8.14E-07	0.08	1.57E-01	1.05E-08	1.0E+06	1.1E-02
41	4.22298	2.52E-04	1.1E-03	1.05E-03	1.11E-06	0.08	1.57E-01	1.44E-08	1.0E+06	1.4E-02
42	4.15106	2.52E-04	1.0E-03	1.05E-03	1.09E-06	0.08	1.57E-01	1.41E-08	1.0E+06	1.4E-02
43	3.87897	2.52E-04	9.8E-04	1.05E-03	1.02E-06	0.08	1.57E-01	1.32E-08	1.0E+06	1.3E-02
44	3.48674	2.52E-04	8.8E-04	1.05E-03	9.18E-07	0.08	1.57E-01	1.19E-08	1.0E+06	1.2E-02
45	3.03	2.52E-04	7.6E-04	1.05E-03	7.98E-07	0.08	1.57E-01	1.03E-08	1.0E+06	1.0E-02
46	0.48883	2.52E-04	1.2E-04	1.05E-03	1.29E-07	0.08	1.57E-01	1.66E-09	1.0E+06	1.7E-03
47	0.39139	2.52E-04	9.9E-05	1.05E-03	1.03E-07	0.08	1.57E-01	1.33E-09	1.0E+06	1.3E-03
48	4.71177	2.52E-04	1.2E-03	1.05E-03	1.24E-06	0.08	1.57E-01	1.60E-08	1.0E+06	1.6E-02
49	4.42907	2.52E-04	1.1E-03	1.05E-03	1.17E-06	0.08	1.57E-01	1.51E-08	1.0E+06	1.5E-02
50	3.9608	2.52E-04	1.0E-03	1.05E-03	1.04E-06	0.08	1.57E-01	1.35E-08	1.0E+06	1.3E-02
51	3.38592	2.52E-04	8.5E-04	1.05E-03	8.92E-07	0.08	1.57E-01	1.15E-08	1.0E+06	1.2E-02
52	0.49697	2.52E-04	1.3E-04	1.05E-03	1.31E-07	0.08	1.57E-01	1.69E-09	1.0E+06	1.7E-03
53	0.3962	2.52E-04	1.0E-04	1.05E-03	1.04E-07	0.08	1.57E-01	1.35E-09	1.0E+06	1.3E-03
54	0.32206	2.52E-04	8.1E-05	1.05E-03	8.48E-08	0.08	1.57E-01	1.10E-09	1.0E+06	1.1E-03
55	5.02628	2.52E-04	1.3E-03	1.05E-03	1.32E-06	0.08	1.57E-01	1.71E-08	1.0E+06	1.7E-02
56	4.4815	2.52E-04	1.1E-03	1.05E-03	1.18E-06	0.08	1.57E-01	1.52E-08	1.0E+06	1.5E-02
57	3.78963	2.52E-04	9.5E-04	1.05E-03	9.98E-07	0.08	1.57E-01	1.29E-08	1.0E+06	1.3E-02
58	3.06312	2.52E-04	7.7E-04	1.05E-03	8.07E-07	0.08	1.57E-01	1.04E-08	1.0E+06	1.0E-02
59	0.50615	2.52E-04	1.3E-04	1.05E-03	1.33E-07	0.08	1.57E-01	1.72E-09	1.0E+06	1.7E-03
60	0.40218	2.52E-04	1.0E-04	1.05E-03	1.06E-07	0.08	1.57E-01	1.37E-09	1.0E+06	1.4E-03
61	0.32675	2.52E-04	8.2E-05	1.05E-03	8.61E-08	0.08	1.57E-01	1.11E-09	1.0E+06	1.1E-03
62	0.5165	2.52E-04	1.3E-04	1.05E-03	1.36E-07	0.08	1.57E-01	1.76E-09	1.0E+06	1.8E-03

Ventura Ranch

P1- Architectural Coating

		Cancer Risk from Birth to 2 years								
Receptor #	Conc	g/sec	Cair	Dose Constant	Dose	ED	Risk Constant	Risk	Constant 2	Risk/ Million
63	0.40914	2.52E-04	1.0E-04	1.05E-03	1.08E-07	0.08	1.57E-01	1.39E-09	1.0E+06	1.4E-03
64	0.33249	2.52E-04	8.4E-05	1.05E-03	8.76E-08	0.08	1.57E-01	1.13E-09	1.0E+06	1.1E-03
65	0.41776	2.52E-04	1.1E-04	1.05E-03	1.10E-07	0.08	1.57E-01	1.42E-09	1.0E+06	1.4E-03
66	8.92531	2.52E-04	2.2E-03	1.05E-03	2.35E-06	0.08	1.57E-01	3.04E-08	1.0E+06	3.0E-02
67	8.45321	2.52E-04	2.1E-03	1.05E-03	2.23E-06	0.08	1.57E-01	2.88E-08	1.0E+06	2.9E-02
68	0.15173	2.52E-04	3.8E-05	1.05E-03	4.00E-08	0.08	1.57E-01	5.16E-10	1.0E+06	5.2E-04
69	0.13328	2.52E-04	3.4E-05	1.05E-03	3.51E-08	0.08	1.57E-01	4.53E-10	1.0E+06	4.5E-04
70	0.11864	2.52E-04	3.0E-05	1.05E-03	3.12E-08	0.08	1.57E-01	4.04E-10	1.0E+06	4.0E-04
71	0.10807	2.52E-04	2.7E-05	1.05E-03	2.85E-08	0.08	1.57E-01	3.68E-10	1.0E+06	3.7E-04
72	11.14512	2.52E-04	2.8E-03	1.05E-03	2.94E-06	0.08	1.57E-01	3.79E-08	1.0E+06	3.8E-02
73	10.47273	2.52E-04	2.6E-03	1.05E-03	2.76E-06	0.08	1.57E-01	3.56E-08	1.0E+06	3.6E-02
74	0.18085	2.52E-04	4.6E-05	1.05E-03	4.76E-08	0.08	1.57E-01	6.15E-10	1.0E+06	6.2E-04
75	0.16252	2.52E-04	4.1E-05	1.05E-03	4.28E-08	0.08	1.57E-01	5.53E-10	1.0E+06	5.5E-04
76	0.14406	2.52E-04	3.6E-05	1.05E-03	3.79E-08	0.08	1.57E-01	4.90E-10	1.0E+06	4.9E-04
77	0.12884	2.52E-04	3.2E-05	1.05E-03	3.39E-08	0.08	1.57E-01	4.38E-10	1.0E+06	4.4E-04
78	0.11975	2.52E-04	3.0E-05	1.05E-03	3.15E-08	0.08	1.57E-01	4.07E-10	1.0E+06	4.1E-04
79	14.42925	2.52E-04	3.6E-03	1.05E-03	3.80E-06	0.08	1.57E-01	4.91E-08	1.0E+06	4.9E-02
80	13.41924	2.52E-04	3.4E-03	1.05E-03	3.53E-06	0.08	1.57E-01	4.57E-08	1.0E+06	4.6E-02
81	0.19329	2.52E-04	4.9E-05	1.05E-03	5.09E-08	0.08	1.57E-01	6.58E-10	1.0E+06	6.6E-04
82	0.17575	2.52E-04	4.4E-05	1.05E-03	4.63E-08	0.08	1.57E-01	5.98E-10	1.0E+06	6.0E-04
83	0.16165	2.52E-04	4.1E-05	1.05E-03	4.26E-08	0.08	1.57E-01	5.50E-10	1.0E+06	5.5E-04
84	0.15127	2.52E-04	3.8E-05	1.05E-03	3.98E-08	0.08	1.57E-01	5.15E-10	1.0E+06	5.1E-04
85	0.13733	2.52E-04	3.5E-05	1.05E-03	3.62E-08	0.08	1.57E-01	4.67E-10	1.0E+06	4.7E-04
86	19.96002	2.52E-04	5.0E-03	1.05E-03	5.26E-06	0.08	1.57E-01	6.79E-08	1.0E+06	6.8E-02
87	17.78105	2.52E-04	4.5E-03	1.05E-03	4.68E-06	0.08	1.57E-01	6.05E-08	1.0E+06	6.0E-02
88	0.19432	2.52E-04	4.9E-05	1.05E-03	5.12E-08	0.08	1.57E-01	6.61E-10	1.0E+06	6.6E-04
89	5.58616	2.52E-04	1.4E-03	1.05E-03	1.47E-06	0.08	1.57E-01	1.90E-08	1.0E+06	1.9E-02
90	2.73112	2.52E-04	6.9E-04	1.05E-03	7.19E-07	0.08	1.57E-01	9.29E-09	1.0E+06	9.3E-03
91	3.86342	2.52E-04	9.7E-04	1.05E-03	1.02E-06	0.08	1.57E-01	1.31E-08	1.0E+06	1.3E-02
92	6.09692	2.52E-04	1.5E-03	1.05E-03	1.61E-06	0.08	1.57E-01	2.07E-08	1.0E+06	2.1E-02
93	1.97265	2.52E-04	5.0E-04	1.05E-03	5.20E-07	0.08	1.57E-01	6.71E-09	1.0E+06	6.7E-03

Ventura Ranch

P1- Architectural Coating

		Cancer Risk from Birth to 2 years								
Receptor #	Conc	g/sec	Cair	Dose Constant	Dose	ED	Risk Constant	Risk	Constant 2	Risk/ Million
94	2.56572	2.52E-04	6.5E-04	1.05E-03	6.76E-07	0.08	1.57E-01	8.73E-09	1.0E+06	8.7E-03
95	3.53423	2.52E-04	8.9E-04	1.05E-03	9.31E-07	0.08	1.57E-01	1.20E-08	1.0E+06	1.2E-02
96	5.67967	2.52E-04	1.4E-03	1.05E-03	1.50E-06	0.08	1.57E-01	1.93E-08	1.0E+06	1.9E-02
97	10.78454	2.52E-04	2.7E-03	1.05E-03	2.84E-06	0.08	1.57E-01	3.67E-08	1.0E+06	3.7E-02
98	18.33125	2.52E-04	4.6E-03	1.05E-03	4.83E-06	0.08	1.57E-01	6.24E-08	1.0E+06	6.2E-02
99	1.40703	2.52E-04	3.5E-04	1.05E-03	3.71E-07	0.08	1.57E-01	4.79E-09	1.0E+06	4.8E-03
100	1.72642	2.52E-04	4.4E-04	1.05E-03	4.55E-07	0.08	1.57E-01	5.87E-09	1.0E+06	5.9E-03
101	2.21664	2.52E-04	5.6E-04	1.05E-03	5.84E-07	0.08	1.57E-01	7.54E-09	1.0E+06	7.5E-03
102	3.15092	2.52E-04	7.9E-04	1.05E-03	8.30E-07	0.08	1.57E-01	1.07E-08	1.0E+06	1.1E-02
103	4.87901	2.52E-04	1.2E-03	1.05E-03	1.29E-06	0.08	1.57E-01	1.66E-08	1.0E+06	1.7E-02
104	7.74223	2.52E-04	2.0E-03	1.05E-03	2.04E-06	0.08	1.57E-01	2.63E-08	1.0E+06	2.6E-02
105	11.47615	2.52E-04	2.9E-03	1.05E-03	3.02E-06	0.08	1.57E-01	3.90E-08	1.0E+06	3.9E-02
106	15.02884	2.52E-04	3.8E-03	1.05E-03	3.96E-06	0.08	1.57E-01	5.11E-08	1.0E+06	5.1E-02
107	17.30465	2.52E-04	4.4E-03	1.05E-03	4.56E-06	0.08	1.57E-01	5.89E-08	1.0E+06	5.9E-02
108	16.00399	2.52E-04	4.0E-03	1.05E-03	4.22E-06	0.08	1.57E-01	5.44E-08	1.0E+06	5.4E-02
109	1.02265	2.52E-04	2.6E-04	1.05E-03	2.69E-07	0.08	1.57E-01	3.48E-09	1.0E+06	3.5E-03
110	1.21587	2.52E-04	3.1E-04	1.05E-03	3.20E-07	0.08	1.57E-01	4.14E-09	1.0E+06	4.1E-03
111	1.52088	2.52E-04	3.8E-04	1.05E-03	4.01E-07	0.08	1.57E-01	5.17E-09	1.0E+06	5.2E-03
112	2.05758	2.52E-04	5.2E-04	1.05E-03	5.42E-07	0.08	1.57E-01	7.00E-09	1.0E+06	7.0E-03
113	2.83873	2.52E-04	7.2E-04	1.05E-03	7.48E-07	0.08	1.57E-01	9.66E-09	1.0E+06	9.7E-03
114	3.96065	2.52E-04	1.0E-03	1.05E-03	1.04E-06	0.08	1.57E-01	1.35E-08	1.0E+06	1.3E-02
115	5.45581	2.52E-04	1.4E-03	1.05E-03	1.44E-06	0.08	1.57E-01	1.86E-08	1.0E+06	1.9E-02
116	7.07845	2.52E-04	1.8E-03	1.05E-03	1.86E-06	0.08	1.57E-01	2.41E-08	1.0E+06	2.4E-02
117	8.21985	2.52E-04	2.1E-03	1.05E-03	2.17E-06	0.08	1.57E-01	2.80E-08	1.0E+06	2.8E-02
118	8.64919	2.52E-04	2.2E-03	1.05E-03	2.28E-06	0.08	1.57E-01	2.94E-08	1.0E+06	2.9E-02
119	8.24224	2.52E-04	2.1E-03	1.05E-03	2.17E-06	0.08	1.57E-01	2.80E-08	1.0E+06	2.8E-02
120	7.33529	2.52E-04	1.8E-03	1.05E-03	1.93E-06	0.08	1.57E-01	2.50E-08	1.0E+06	2.5E-02
121	6.31894	2.52E-04	1.6E-03	1.05E-03	1.66E-06	0.08	1.57E-01	2.15E-08	1.0E+06	2.1E-02
122	5.31636	2.52E-04	1.3E-03	1.05E-03	1.40E-06	0.08	1.57E-01	1.81E-08	1.0E+06	1.8E-02
123	0.77027	2.52E-04	1.9E-04	1.05E-03	2.03E-07	0.08	1.57E-01	2.62E-09	1.0E+06	2.6E-03
124	0.9027	2.52E-04	2.3E-04	1.05E-03	2.38E-07	0.08	1.57E-01	3.07E-09	1.0E+06	3.1E-03

Ventura Ranch

P1- Architectural Coating

		Cancer Risk from Birth to 2 years								
Receptor #	Conc	g/sec	Cair	Dose Constant	Dose	ED	Risk Constant	Risk	Constant 2	Risk/ Million
125	1.10692	2.52E-04	2.8E-04	1.05E-03	2.92E-07	0.08	1.57E-01	3.77E-09	1.0E+06	3.8E-03
126	1.42733	2.52E-04	3.6E-04	1.05E-03	3.76E-07	0.08	1.57E-01	4.86E-09	1.0E+06	4.9E-03
127	1.85187	2.52E-04	4.7E-04	1.05E-03	4.88E-07	0.08	1.57E-01	6.30E-09	1.0E+06	6.3E-03
128	2.42348	2.52E-04	6.1E-04	1.05E-03	6.38E-07	0.08	1.57E-01	8.24E-09	1.0E+06	8.2E-03
129	3.06841	2.52E-04	7.7E-04	1.05E-03	8.08E-07	0.08	1.57E-01	1.04E-08	1.0E+06	1.0E-02
130	3.77008	2.52E-04	9.5E-04	1.05E-03	9.93E-07	0.08	1.57E-01	1.28E-08	1.0E+06	1.3E-02
131	4.48546	2.52E-04	1.1E-03	1.05E-03	1.18E-06	0.08	1.57E-01	1.53E-08	1.0E+06	1.5E-02
132	4.92145	2.52E-04	1.2E-03	1.05E-03	1.30E-06	0.08	1.57E-01	1.67E-08	1.0E+06	1.7E-02
133	5.12357	2.52E-04	1.3E-03	1.05E-03	1.35E-06	0.08	1.57E-01	1.74E-08	1.0E+06	1.7E-02
134	5.07869	2.52E-04	1.3E-03	1.05E-03	1.34E-06	0.08	1.57E-01	1.73E-08	1.0E+06	1.7E-02
135	4.76349	2.52E-04	1.2E-03	1.05E-03	1.25E-06	0.08	1.57E-01	1.62E-08	1.0E+06	1.6E-02
136	4.32716	2.52E-04	1.1E-03	1.05E-03	1.14E-06	0.08	1.57E-01	1.47E-08	1.0E+06	1.5E-02
137	3.8545	2.52E-04	9.7E-04	1.05E-03	1.02E-06	0.08	1.57E-01	1.31E-08	1.0E+06	1.3E-02
138	3.36493	2.52E-04	8.5E-04	1.05E-03	8.86E-07	0.08	1.57E-01	1.14E-08	1.0E+06	1.1E-02
139	0.60238	2.52E-04	1.5E-04	1.05E-03	1.59E-07	0.08	1.57E-01	2.05E-09	1.0E+06	2.0E-03
140	0.70002	2.52E-04	1.8E-04	1.05E-03	1.84E-07	0.08	1.57E-01	2.38E-09	1.0E+06	2.4E-03
141	0.84296	2.52E-04	2.1E-04	1.05E-03	2.22E-07	0.08	1.57E-01	2.87E-09	1.0E+06	2.9E-03
142	1.04818	2.52E-04	2.6E-04	1.05E-03	2.76E-07	0.08	1.57E-01	3.57E-09	1.0E+06	3.6E-03
143	1.30765	2.52E-04	3.3E-04	1.05E-03	3.44E-07	0.08	1.57E-01	4.45E-09	1.0E+06	4.4E-03
144	1.63798	2.52E-04	4.1E-04	1.05E-03	4.31E-07	0.08	1.57E-01	5.57E-09	1.0E+06	5.6E-03
145	1.95005	2.52E-04	4.9E-04	1.05E-03	5.14E-07	0.08	1.57E-01	6.63E-09	1.0E+06	6.6E-03
146	2.34125	2.52E-04	5.9E-04	1.05E-03	6.17E-07	0.08	1.57E-01	7.96E-09	1.0E+06	8.0E-03
147	2.73722	2.52E-04	6.9E-04	1.05E-03	7.21E-07	0.08	1.57E-01	9.31E-09	1.0E+06	9.3E-03
148	2.99289	2.52E-04	7.5E-04	1.05E-03	7.88E-07	0.08	1.57E-01	1.02E-08	1.0E+06	1.0E-02
149	3.19398	2.52E-04	8.0E-04	1.05E-03	8.41E-07	0.08	1.57E-01	1.09E-08	1.0E+06	1.1E-02
150	3.36919	2.52E-04	8.5E-04	1.05E-03	8.87E-07	0.08	1.57E-01	1.15E-08	1.0E+06	1.1E-02
151	3.3483	2.52E-04	8.4E-04	1.05E-03	8.82E-07	0.08	1.57E-01	1.14E-08	1.0E+06	1.1E-02
152	3.221	2.52E-04	8.1E-04	1.05E-03	8.48E-07	0.08	1.57E-01	1.10E-08	1.0E+06	1.1E-02
153	3.08017	2.52E-04	7.8E-04	1.05E-03	8.11E-07	0.08	1.57E-01	1.05E-08	1.0E+06	1.0E-02
154	2.83433	2.52E-04	7.1E-04	1.05E-03	7.47E-07	0.08	1.57E-01	9.64E-09	1.0E+06	9.6E-03
155	0.48669	2.52E-04	1.2E-04	1.05E-03	1.28E-07	0.08	1.57E-01	1.66E-09	1.0E+06	1.7E-03

Ventura Ranch
P1- Architectural Coating

		Cancer Risk from Birth to 2 years								
Receptor #	Conc	g/sec	Cair	Dose Constant	Dose	ED	Risk Constant	Risk	Constant 2	Risk/ Million
156	0.56186	2.52E-04	1.4E-04	1.05E-03	1.48E-07	0.08	1.57E-01	1.91E-09	1.0E+06	1.9E-03
157	0.66612	2.52E-04	1.7E-04	1.05E-03	1.75E-07	0.08	1.57E-01	2.27E-09	1.0E+06	2.3E-03
158	0.80553	2.52E-04	2.0E-04	1.05E-03	2.12E-07	0.08	1.57E-01	2.74E-09	1.0E+06	2.7E-03
159	0.97599	2.52E-04	2.5E-04	1.05E-03	2.57E-07	0.08	1.57E-01	3.32E-09	1.0E+06	3.3E-03
160	1.18148	2.52E-04	3.0E-04	1.05E-03	3.11E-07	0.08	1.57E-01	4.02E-09	1.0E+06	4.0E-03
161	1.35449	2.52E-04	3.4E-04	1.05E-03	3.57E-07	0.08	1.57E-01	4.61E-09	1.0E+06	4.6E-03
162	1.58624	2.52E-04	4.0E-04	1.05E-03	4.18E-07	0.08	1.57E-01	5.40E-09	1.0E+06	5.4E-03
163	1.82357	2.52E-04	4.6E-04	1.05E-03	4.80E-07	0.08	1.57E-01	6.20E-09	1.0E+06	6.2E-03
164	1.9657	2.52E-04	5.0E-04	1.05E-03	5.18E-07	0.08	1.57E-01	6.69E-09	1.0E+06	6.7E-03
165	2.12782	2.52E-04	5.4E-04	1.05E-03	5.60E-07	0.08	1.57E-01	7.24E-09	1.0E+06	7.2E-03
166	2.28958	2.52E-04	5.8E-04	1.05E-03	6.03E-07	0.08	1.57E-01	7.79E-09	1.0E+06	7.8E-03
167	2.34558	2.52E-04	5.9E-04	1.05E-03	6.18E-07	0.08	1.57E-01	7.98E-09	1.0E+06	8.0E-03
168	2.32544	2.52E-04	5.9E-04	1.05E-03	6.12E-07	0.08	1.57E-01	7.91E-09	1.0E+06	7.9E-03
169	2.3284	2.52E-04	5.9E-04	1.05E-03	6.13E-07	0.08	1.57E-01	7.92E-09	1.0E+06	7.9E-03
170	2.2385	2.52E-04	5.6E-04	1.05E-03	5.90E-07	0.08	1.57E-01	7.62E-09	1.0E+06	7.6E-03
171	0.40425	2.52E-04	1.0E-04	1.05E-03	1.06E-07	0.08	1.57E-01	1.38E-09	1.0E+06	1.4E-03
172	0.46345	2.52E-04	1.2E-04	1.05E-03	1.22E-07	0.08	1.57E-01	1.58E-09	1.0E+06	1.6E-03
173	0.54162	2.52E-04	1.4E-04	1.05E-03	1.43E-07	0.08	1.57E-01	1.84E-09	1.0E+06	1.8E-03
174	0.64045	2.52E-04	1.6E-04	1.05E-03	1.69E-07	0.08	1.57E-01	2.18E-09	1.0E+06	2.2E-03
175	0.75749	2.52E-04	1.9E-04	1.05E-03	2.00E-07	0.08	1.57E-01	2.58E-09	1.0E+06	2.6E-03
176	0.89303	2.52E-04	2.3E-04	1.05E-03	2.35E-07	0.08	1.57E-01	3.04E-09	1.0E+06	3.0E-03
177	0.99575	2.52E-04	2.5E-04	1.05E-03	2.62E-07	0.08	1.57E-01	3.39E-09	1.0E+06	3.4E-03
178	1.14103	2.52E-04	2.9E-04	1.05E-03	3.01E-07	0.08	1.57E-01	3.88E-09	1.0E+06	3.9E-03
179	1.29133	2.52E-04	3.3E-04	1.05E-03	3.40E-07	0.08	1.57E-01	4.39E-09	1.0E+06	4.4E-03
180	1.37839	2.52E-04	3.5E-04	1.05E-03	3.63E-07	0.08	1.57E-01	4.69E-09	1.0E+06	4.7E-03
181	1.4851	2.52E-04	3.7E-04	1.05E-03	3.91E-07	0.08	1.57E-01	5.05E-09	1.0E+06	5.1E-03
182	1.60714	2.52E-04	4.0E-04	1.05E-03	4.23E-07	0.08	1.57E-01	5.47E-09	1.0E+06	5.5E-03
183	1.66929	2.52E-04	4.2E-04	1.05E-03	4.40E-07	0.08	1.57E-01	5.68E-09	1.0E+06	5.7E-03
184	1.68011	2.52E-04	4.2E-04	1.05E-03	4.43E-07	0.08	1.57E-01	5.72E-09	1.0E+06	5.7E-03
185	1.72803	2.52E-04	4.4E-04	1.05E-03	4.55E-07	0.08	1.57E-01	5.88E-09	1.0E+06	5.9E-03
186	1.71208	2.52E-04	4.3E-04	1.05E-03	4.51E-07	0.08	1.57E-01	5.82E-09	1.0E+06	5.8E-03

Ventura Ranch

P1- Architectural Coating

		Cancer Risk from Birth to 2 years								
Receptor #	Conc	g/sec	Cair	Dose Constant	Dose	ED	Risk Constant	Risk	Constant 2	Risk/ Million
187	0.34309	2.52E-04	8.6E-05	1.05E-03	9.04E-08	0.08	1.57E-01	1.17E-09	1.0E+06	1.2E-03
188	0.39049	2.52E-04	9.8E-05	1.05E-03	1.03E-07	0.08	1.57E-01	1.33E-09	1.0E+06	1.3E-03
189	0.45038	2.52E-04	1.1E-04	1.05E-03	1.19E-07	0.08	1.57E-01	1.53E-09	1.0E+06	1.5E-03
190	0.51886	2.52E-04	1.3E-04	1.05E-03	1.37E-07	0.08	1.57E-01	1.77E-09	1.0E+06	1.8E-03
191	0.60312	2.52E-04	1.5E-04	1.05E-03	1.59E-07	0.08	1.57E-01	2.05E-09	1.0E+06	2.1E-03
192	0.69197	2.52E-04	1.7E-04	1.05E-03	1.82E-07	0.08	1.57E-01	2.35E-09	1.0E+06	2.4E-03
193	0.76	2.52E-04	1.9E-04	1.05E-03	2.00E-07	0.08	1.57E-01	2.59E-09	1.0E+06	2.6E-03
194	0.85652	2.52E-04	2.2E-04	1.05E-03	2.26E-07	0.08	1.57E-01	2.91E-09	1.0E+06	2.9E-03
195	0.95846	2.52E-04	2.4E-04	1.05E-03	2.52E-07	0.08	1.57E-01	3.26E-09	1.0E+06	3.3E-03
196	1.0139	2.52E-04	2.6E-04	1.05E-03	2.67E-07	0.08	1.57E-01	3.45E-09	1.0E+06	3.4E-03
197	1.08763	2.52E-04	2.7E-04	1.05E-03	2.86E-07	0.08	1.57E-01	3.70E-09	1.0E+06	3.7E-03
198	1.17617	2.52E-04	3.0E-04	1.05E-03	3.10E-07	0.08	1.57E-01	4.00E-09	1.0E+06	4.0E-03
199	1.22747	2.52E-04	3.1E-04	1.05E-03	3.23E-07	0.08	1.57E-01	4.18E-09	1.0E+06	4.2E-03
200	1.23414	2.52E-04	3.1E-04	1.05E-03	3.25E-07	0.08	1.57E-01	4.20E-09	1.0E+06	4.2E-03
201	1.29005	2.52E-04	3.3E-04	1.05E-03	3.40E-07	0.08	1.57E-01	4.39E-09	1.0E+06	4.4E-03
202	1.3037	2.52E-04	3.3E-04	1.05E-03	3.43E-07	0.08	1.57E-01	4.44E-09	1.0E+06	4.4E-03
203	0.29612	2.52E-04	7.5E-05	1.05E-03	7.80E-08	0.08	1.57E-01	1.01E-09	1.0E+06	1.0E-03
204	0.33441	2.52E-04	8.4E-05	1.05E-03	8.81E-08	0.08	1.57E-01	1.14E-09	1.0E+06	1.1E-03
205	0.38095	2.52E-04	9.6E-05	1.05E-03	1.00E-07	0.08	1.57E-01	1.30E-09	1.0E+06	1.3E-03
206	0.42879	2.52E-04	1.1E-04	1.05E-03	1.13E-07	0.08	1.57E-01	1.46E-09	1.0E+06	1.5E-03
207	0.48769	2.52E-04	1.2E-04	1.05E-03	1.28E-07	0.08	1.57E-01	1.66E-09	1.0E+06	1.7E-03
208	0.55136	2.52E-04	1.4E-04	1.05E-03	1.45E-07	0.08	1.57E-01	1.88E-09	1.0E+06	1.9E-03
209	0.59464	2.52E-04	1.5E-04	1.05E-03	1.57E-07	0.08	1.57E-01	2.02E-09	1.0E+06	2.0E-03
210	0.65492	2.52E-04	1.7E-04	1.05E-03	1.72E-07	0.08	1.57E-01	2.23E-09	1.0E+06	2.2E-03
211	0.72231	2.52E-04	1.8E-04	1.05E-03	1.90E-07	0.08	1.57E-01	2.46E-09	1.0E+06	2.5E-03
212	0.77547	2.52E-04	2.0E-04	1.05E-03	2.04E-07	0.08	1.57E-01	2.64E-09	1.0E+06	2.6E-03
213	0.83124	2.52E-04	2.1E-04	1.05E-03	2.19E-07	0.08	1.57E-01	2.83E-09	1.0E+06	2.8E-03
214	0.89627	2.52E-04	2.3E-04	1.05E-03	2.36E-07	0.08	1.57E-01	3.05E-09	1.0E+06	3.0E-03
215	0.93289	2.52E-04	2.4E-04	1.05E-03	2.46E-07	0.08	1.57E-01	3.17E-09	1.0E+06	3.2E-03
216	0.93238	2.52E-04	2.3E-04	1.05E-03	2.46E-07	0.08	1.57E-01	3.17E-09	1.0E+06	3.2E-03
217	0.97996	2.52E-04	2.5E-04	1.05E-03	2.58E-07	0.08	1.57E-01	3.33E-09	1.0E+06	3.3E-03

Ventura Ranch

P1- Architectural Coating

		Cancer Risk from Birth to 2 years								
Receptor #	Conc	g/sec	Cair	Dose Constant	Dose	ED	Risk Constant	Risk	Constant 2	Risk/ Million
218	1.00549	2.52E-04	2.5E-04	1.05E-03	2.65E-07	0.08	1.57E-01	3.42E-09	1.0E+06	3.4E-03
219	0.25902	2.52E-04	6.5E-05	1.05E-03	6.82E-08	0.08	1.57E-01	8.81E-10	1.0E+06	8.8E-04
220	0.29016	2.52E-04	7.3E-05	1.05E-03	7.64E-08	0.08	1.57E-01	9.87E-10	1.0E+06	9.9E-04
221	0.3268	2.52E-04	8.2E-05	1.05E-03	8.61E-08	0.08	1.57E-01	1.11E-09	1.0E+06	1.1E-03
222	0.36076	2.52E-04	9.1E-05	1.05E-03	9.50E-08	0.08	1.57E-01	1.23E-09	1.0E+06	1.2E-03
223	0.40319	2.52E-04	1.0E-04	1.05E-03	1.06E-07	0.08	1.57E-01	1.37E-09	1.0E+06	1.4E-03
224	0.44897	2.52E-04	1.1E-04	1.05E-03	1.18E-07	0.08	1.57E-01	1.53E-09	1.0E+06	1.5E-03
225	0.48298	2.52E-04	1.2E-04	1.05E-03	1.27E-07	0.08	1.57E-01	1.64E-09	1.0E+06	1.6E-03
226	0.52133	2.52E-04	1.3E-04	1.05E-03	1.37E-07	0.08	1.57E-01	1.77E-09	1.0E+06	1.8E-03
227	0.5691	2.52E-04	1.4E-04	1.05E-03	1.50E-07	0.08	1.57E-01	1.94E-09	1.0E+06	1.9E-03
228	0.6102	2.52E-04	1.5E-04	1.05E-03	1.61E-07	0.08	1.57E-01	2.08E-09	1.0E+06	2.1E-03
229	0.65676	2.52E-04	1.7E-04	1.05E-03	1.73E-07	0.08	1.57E-01	2.23E-09	1.0E+06	2.2E-03
230	0.7033	2.52E-04	1.8E-04	1.05E-03	1.85E-07	0.08	1.57E-01	2.39E-09	1.0E+06	2.4E-03
231	0.71448	2.52E-04	1.8E-04	1.05E-03	1.88E-07	0.08	1.57E-01	2.43E-09	1.0E+06	2.4E-03
232	0.72367	2.52E-04	1.8E-04	1.05E-03	1.91E-07	0.08	1.57E-01	2.46E-09	1.0E+06	2.5E-03
233	0.76263	2.52E-04	1.9E-04	1.05E-03	2.01E-07	0.08	1.57E-01	2.59E-09	1.0E+06	2.6E-03
234	0.78444	2.52E-04	2.0E-04	1.05E-03	2.07E-07	0.08	1.57E-01	2.67E-09	1.0E+06	2.7E-03
235	0.22899	2.52E-04	5.8E-05	1.05E-03	6.03E-08	0.08	1.57E-01	7.79E-10	1.0E+06	7.8E-04
236	0.25449	2.52E-04	6.4E-05	1.05E-03	6.70E-08	0.08	1.57E-01	8.66E-10	1.0E+06	8.7E-04
237	0.28362	2.52E-04	7.1E-05	1.05E-03	7.47E-08	0.08	1.57E-01	9.65E-10	1.0E+06	9.6E-04
238	0.3088	2.52E-04	7.8E-05	1.05E-03	8.13E-08	0.08	1.57E-01	1.05E-09	1.0E+06	1.1E-03
239	0.33903	2.52E-04	8.5E-05	1.05E-03	8.93E-08	0.08	1.57E-01	1.15E-09	1.0E+06	1.2E-03
240	0.37433	2.52E-04	9.4E-05	1.05E-03	9.86E-08	0.08	1.57E-01	1.27E-09	1.0E+06	1.3E-03
241	0.40299	2.52E-04	1.0E-04	1.05E-03	1.06E-07	0.08	1.57E-01	1.37E-09	1.0E+06	1.4E-03
242	0.42425	2.52E-04	1.1E-04	1.05E-03	1.12E-07	0.08	1.57E-01	1.44E-09	1.0E+06	1.4E-03
243	0.4611	2.52E-04	1.2E-04	1.05E-03	1.21E-07	0.08	1.57E-01	1.57E-09	1.0E+06	1.6E-03
244	0.49341	2.52E-04	1.2E-04	1.05E-03	1.30E-07	0.08	1.57E-01	1.68E-09	1.0E+06	1.7E-03
245	0.53044	2.52E-04	1.3E-04	1.05E-03	1.40E-07	0.08	1.57E-01	1.80E-09	1.0E+06	1.8E-03
246	0.56472	2.52E-04	1.4E-04	1.05E-03	1.49E-07	0.08	1.57E-01	1.92E-09	1.0E+06	1.9E-03
247	0.55389	2.52E-04	1.4E-04	1.05E-03	1.46E-07	0.08	1.57E-01	1.88E-09	1.0E+06	1.9E-03
248	0.57886	2.52E-04	1.5E-04	1.05E-03	1.52E-07	0.08	1.57E-01	1.97E-09	1.0E+06	2.0E-03

Ventura Ranch
P1- Architectural Coating

		Cancer Risk from Birth to 2 years								
Receptor #	Conc	g/sec	Cair	Dose Constant	Dose	ED	Risk Constant	Risk	Constant 2	Risk/ Million
249	0.60599	2.52E-04	1.5E-04	1.05E-03	1.60E-07	0.08	1.57E-01	2.06E-09	1.0E+06	2.1E-03
250	0.62346	2.52E-04	1.6E-04	1.05E-03	1.64E-07	0.08	1.57E-01	2.12E-09	1.0E+06	2.1E-03
251	0.20422	2.52E-04	5.1E-05	1.05E-03	5.38E-08	0.08	1.57E-01	6.95E-10	1.0E+06	6.9E-04
252	0.2252	2.52E-04	5.7E-05	1.05E-03	5.93E-08	0.08	1.57E-01	7.66E-10	1.0E+06	7.7E-04
253	0.24858	2.52E-04	6.3E-05	1.05E-03	6.55E-08	0.08	1.57E-01	8.46E-10	1.0E+06	8.5E-04
254	0.26919	2.52E-04	6.8E-05	1.05E-03	7.09E-08	0.08	1.57E-01	9.16E-10	1.0E+06	9.2E-04
255	0.28964	2.52E-04	7.3E-05	1.05E-03	7.63E-08	0.08	1.57E-01	9.85E-10	1.0E+06	9.9E-04
256	0.31773	2.52E-04	8.0E-05	1.05E-03	8.37E-08	0.08	1.57E-01	1.08E-09	1.0E+06	1.1E-03
257	0.34169	2.52E-04	8.6E-05	1.05E-03	9.00E-08	0.08	1.57E-01	1.16E-09	1.0E+06	1.2E-03
258	0.35403	2.52E-04	8.9E-05	1.05E-03	9.32E-08	0.08	1.57E-01	1.20E-09	1.0E+06	1.2E-03
259	0.38033	2.52E-04	9.6E-05	1.05E-03	1.00E-07	0.08	1.57E-01	1.29E-09	1.0E+06	1.3E-03
260	0.40522	2.52E-04	1.0E-04	1.05E-03	1.07E-07	0.08	1.57E-01	1.38E-09	1.0E+06	1.4E-03
261	0.43266	2.52E-04	1.1E-04	1.05E-03	1.14E-07	0.08	1.57E-01	1.47E-09	1.0E+06	1.5E-03
262	0.46058	2.52E-04	1.2E-04	1.05E-03	1.21E-07	0.08	1.57E-01	1.57E-09	1.0E+06	1.6E-03
263	0.44907	2.52E-04	1.1E-04	1.05E-03	1.18E-07	0.08	1.57E-01	1.53E-09	1.0E+06	1.5E-03
264	0.47614	2.52E-04	1.2E-04	1.05E-03	1.25E-07	0.08	1.57E-01	1.62E-09	1.0E+06	1.6E-03
265	0.48656	2.52E-04	1.2E-04	1.05E-03	1.28E-07	0.08	1.57E-01	1.66E-09	1.0E+06	1.7E-03
266	0.49741	2.52E-04	1.3E-04	1.05E-03	1.31E-07	0.08	1.57E-01	1.69E-09	1.0E+06	1.7E-03
267	0.18346	2.52E-04	4.6E-05	1.05E-03	4.83E-08	0.08	1.57E-01	6.24E-10	1.0E+06	6.2E-04
268	0.20042	2.52E-04	5.1E-05	1.05E-03	5.28E-08	0.08	1.57E-01	6.82E-10	1.0E+06	6.8E-04
269	0.21959	2.52E-04	5.5E-05	1.05E-03	5.78E-08	0.08	1.57E-01	7.47E-10	1.0E+06	7.5E-04
270	0.23765	2.52E-04	6.0E-05	1.05E-03	6.26E-08	0.08	1.57E-01	8.08E-10	1.0E+06	8.1E-04
271	0.25296	2.52E-04	6.4E-05	1.05E-03	6.66E-08	0.08	1.57E-01	8.61E-10	1.0E+06	8.6E-04
272	0.27333	2.52E-04	6.9E-05	1.05E-03	7.20E-08	0.08	1.57E-01	9.30E-10	1.0E+06	9.3E-04
273	0.29255	2.52E-04	7.4E-05	1.05E-03	7.71E-08	0.08	1.57E-01	9.95E-10	1.0E+06	1.0E-03
274	0.30465	2.52E-04	7.7E-05	1.05E-03	8.02E-08	0.08	1.57E-01	1.04E-09	1.0E+06	1.0E-03
275	0.31833	2.52E-04	8.0E-05	1.05E-03	8.38E-08	0.08	1.57E-01	1.08E-09	1.0E+06	1.1E-03
276	0.33942	2.52E-04	8.6E-05	1.05E-03	8.94E-08	0.08	1.57E-01	1.15E-09	1.0E+06	1.2E-03
277	0.35321	2.52E-04	8.9E-05	1.05E-03	9.30E-08	0.08	1.57E-01	1.20E-09	1.0E+06	1.2E-03
278	0.36553	2.52E-04	9.2E-05	1.05E-03	9.63E-08	0.08	1.57E-01	1.24E-09	1.0E+06	1.2E-03
279	0.37984	2.52E-04	9.6E-05	1.05E-03	1.00E-07	0.08	1.57E-01	1.29E-09	1.0E+06	1.3E-03

Ventura Ranch

P1- Architectural Coating

		Cancer Risk from Birth to 2 years								
Receptor #	Conc	g/sec	Cair	Dose Constant	Dose	ED	Risk Constant	Risk	Constant 2	Risk/ Million
280	0.40051	2.52E-04	1.0E-04	1.05E-03	1.05E-07	0.08	1.57E-01	1.36E-09	1.0E+06	1.4E-03
281	0.40845	2.52E-04	1.0E-04	1.05E-03	1.08E-07	0.08	1.57E-01	1.39E-09	1.0E+06	1.4E-03
282	0.42108	2.52E-04	1.1E-04	1.05E-03	1.11E-07	0.08	1.57E-01	1.43E-09	1.0E+06	1.4E-03
283	0.16569	2.52E-04	4.2E-05	1.05E-03	4.36E-08	0.08	1.57E-01	5.64E-10	1.0E+06	5.6E-04
284	0.17942	2.52E-04	4.5E-05	1.05E-03	4.73E-08	0.08	1.57E-01	6.10E-10	1.0E+06	6.1E-04
285	0.19564	2.52E-04	4.9E-05	1.05E-03	5.15E-08	0.08	1.57E-01	6.66E-10	1.0E+06	6.7E-04
286	0.21068	2.52E-04	5.3E-05	1.05E-03	5.55E-08	0.08	1.57E-01	7.17E-10	1.0E+06	7.2E-04
287	0.22205	2.52E-04	5.6E-05	1.05E-03	5.85E-08	0.08	1.57E-01	7.55E-10	1.0E+06	7.6E-04
288	0.23767	2.52E-04	6.0E-05	1.05E-03	6.26E-08	0.08	1.57E-01	8.09E-10	1.0E+06	8.1E-04
289	0.25416	2.52E-04	6.4E-05	1.05E-03	6.69E-08	0.08	1.57E-01	8.65E-10	1.0E+06	8.6E-04
290	0.26678	2.52E-04	6.7E-05	1.05E-03	7.03E-08	0.08	1.57E-01	9.08E-10	1.0E+06	9.1E-04
291	0.27247	2.52E-04	6.9E-05	1.05E-03	7.18E-08	0.08	1.57E-01	9.27E-10	1.0E+06	9.3E-04
292	0.28858	2.52E-04	7.3E-05	1.05E-03	7.60E-08	0.08	1.57E-01	9.82E-10	1.0E+06	9.8E-04
293	0.29986	2.52E-04	7.6E-05	1.05E-03	7.90E-08	0.08	1.57E-01	1.02E-09	1.0E+06	1.0E-03
294	0.31225	2.52E-04	7.9E-05	1.05E-03	8.22E-08	0.08	1.57E-01	1.06E-09	1.0E+06	1.1E-03
295	0.32588	2.52E-04	8.2E-05	1.05E-03	8.58E-08	0.08	1.57E-01	1.11E-09	1.0E+06	1.1E-03
296	0.34097	2.52E-04	8.6E-05	1.05E-03	8.98E-08	0.08	1.57E-01	1.16E-09	1.0E+06	1.2E-03
297	0.35021	2.52E-04	8.8E-05	1.05E-03	9.22E-08	0.08	1.57E-01	1.19E-09	1.0E+06	1.2E-03
298	0.35888	2.52E-04	9.0E-05	1.05E-03	9.45E-08	0.08	1.57E-01	1.22E-09	1.0E+06	1.2E-03
299	0.16264	2.52E-04	4.1E-05	1.05E-03	4.28E-08	0.08	1.57E-01	5.53E-10	1.0E+06	5.5E-04
300	0.17535	2.52E-04	4.4E-05	1.05E-03	4.62E-08	0.08	1.57E-01	5.97E-10	1.0E+06	6.0E-04
301	0.18899	2.52E-04	4.8E-05	1.05E-03	4.98E-08	0.08	1.57E-01	6.43E-10	1.0E+06	6.4E-04
302	0.20091	2.52E-04	5.1E-05	1.05E-03	5.29E-08	0.08	1.57E-01	6.83E-10	1.0E+06	6.8E-04
303	0.21205	2.52E-04	5.3E-05	1.05E-03	5.59E-08	0.08	1.57E-01	7.21E-10	1.0E+06	7.2E-04
304	0.22301	2.52E-04	5.6E-05	1.05E-03	5.87E-08	0.08	1.57E-01	7.59E-10	1.0E+06	7.6E-04
305	0.23238	2.52E-04	5.9E-05	1.05E-03	6.12E-08	0.08	1.57E-01	7.91E-10	1.0E+06	7.9E-04
306	0.23956	2.52E-04	6.0E-05	1.05E-03	6.31E-08	0.08	1.57E-01	8.15E-10	1.0E+06	8.1E-04
307	0.24952	2.52E-04	6.3E-05	1.05E-03	6.57E-08	0.08	1.57E-01	8.49E-10	1.0E+06	8.5E-04
308	0.25972	2.52E-04	6.5E-05	1.05E-03	6.84E-08	0.08	1.57E-01	8.84E-10	1.0E+06	8.8E-04

Ventura Ranch

P1- Architectural Coating

		Cancer Risk from Birth to 2 years								
Receptor #	Conc	g/sec	Cair	Dose Constant	Dose	ED	Risk Constant	Risk	Constant 2	Risk/ Million
309	0.26771	2.52E-04	6.7E-05	1.05E-03	7.05E-08	0.08	1.57E-01	9.11E-10	1.0E+06	9.1E-04
310	0.27971	2.52E-04	7.0E-05	1.05E-03	7.37E-08	0.08	1.57E-01	9.52E-10	1.0E+06	9.5E-04
311	0.29515	2.52E-04	7.4E-05	1.05E-03	7.77E-08	0.08	1.57E-01	1.00E-09	1.0E+06	1.0E-03
312	0.30815	2.52E-04	7.8E-05	1.05E-03	8.12E-08	0.08	1.57E-01	1.05E-09	1.0E+06	1.0E-03
313	0.30741	2.52E-04	7.7E-05	1.05E-03	8.10E-08	0.08	1.57E-01	1.05E-09	1.0E+06	1.0E-03
314	0.14773	2.52E-04	3.7E-05	1.05E-03	3.89E-08	0.08	1.57E-01	5.03E-10	1.0E+06	5.0E-04
315	0.15771	2.52E-04	4.0E-05	1.05E-03	4.15E-08	0.08	1.57E-01	5.37E-10	1.0E+06	5.4E-04
316	0.16978	2.52E-04	4.3E-05	1.05E-03	4.47E-08	0.08	1.57E-01	5.78E-10	1.0E+06	5.8E-04
317	0.18013	2.52E-04	4.5E-05	1.05E-03	4.74E-08	0.08	1.57E-01	6.13E-10	1.0E+06	6.1E-04
318	0.18661	2.52E-04	4.7E-05	1.05E-03	4.92E-08	0.08	1.57E-01	6.35E-10	1.0E+06	6.3E-04
319	0.19734	2.52E-04	5.0E-05	1.05E-03	5.20E-08	0.08	1.57E-01	6.71E-10	1.0E+06	6.7E-04
320	0.20642	2.52E-04	5.2E-05	1.05E-03	5.44E-08	0.08	1.57E-01	7.02E-10	1.0E+06	7.0E-04
321	0.20815	2.52E-04	5.2E-05	1.05E-03	5.48E-08	0.08	1.57E-01	7.08E-10	1.0E+06	7.1E-04
322	0.21828	2.52E-04	5.5E-05	1.05E-03	5.75E-08	0.08	1.57E-01	7.43E-10	1.0E+06	7.4E-04
323	0.22759	2.52E-04	5.7E-05	1.05E-03	5.99E-08	0.08	1.57E-01	7.74E-10	1.0E+06	7.7E-04
324	0.23451	2.52E-04	5.9E-05	1.05E-03	6.18E-08	0.08	1.57E-01	7.98E-10	1.0E+06	8.0E-04
325	0.24343	2.52E-04	6.1E-05	1.05E-03	6.41E-08	0.08	1.57E-01	8.28E-10	1.0E+06	8.3E-04
326	0.25726	2.52E-04	6.5E-05	1.05E-03	6.78E-08	0.08	1.57E-01	8.75E-10	1.0E+06	8.8E-04
327	0.26844	2.52E-04	6.8E-05	1.05E-03	7.07E-08	0.08	1.57E-01	9.13E-10	1.0E+06	9.1E-04
328	0.2656	2.52E-04	6.7E-05	1.05E-03	7.00E-08	0.08	1.57E-01	9.04E-10	1.0E+06	9.0E-04
329	0.13442	2.52E-04	3.4E-05	1.05E-03	3.54E-08	0.08	1.57E-01	4.57E-10	1.0E+06	4.6E-04
330	0.14286	2.52E-04	3.6E-05	1.05E-03	3.76E-08	0.08	1.57E-01	4.86E-10	1.0E+06	4.9E-04
331	0.15301	2.52E-04	3.9E-05	1.05E-03	4.03E-08	0.08	1.57E-01	5.21E-10	1.0E+06	5.2E-04
332	0.16206	2.52E-04	4.1E-05	1.05E-03	4.27E-08	0.08	1.57E-01	5.51E-10	1.0E+06	5.5E-04
333	0.16812	2.52E-04	4.2E-05	1.05E-03	4.43E-08	0.08	1.57E-01	5.72E-10	1.0E+06	5.7E-04
334	0.17683	2.52E-04	4.5E-05	1.05E-03	4.66E-08	0.08	1.57E-01	6.02E-10	1.0E+06	6.0E-04
335	0.18495	2.52E-04	4.7E-05	1.05E-03	4.87E-08	0.08	1.57E-01	6.29E-10	1.0E+06	6.3E-04
336	0.18656	2.52E-04	4.7E-05	1.05E-03	4.91E-08	0.08	1.57E-01	6.35E-10	1.0E+06	6.3E-04
337	0.19402	2.52E-04	4.9E-05	1.05E-03	5.11E-08	0.08	1.57E-01	6.60E-10	1.0E+06	6.6E-04
338	0.20267	2.52E-04	5.1E-05	1.05E-03	5.34E-08	0.08	1.57E-01	6.89E-10	1.0E+06	6.9E-04
339	0.20901	2.52E-04	5.3E-05	1.05E-03	5.51E-08	0.08	1.57E-01	7.11E-10	1.0E+06	7.1E-04

Ventura Ranch
P1- Architectural Coating

		Cancer Risk from Birth to 2 years								
Receptor #	Conc	g/sec	Cair	Dose Constant	Dose	ED	Risk Constant	Risk	Constant 2	Risk/ Million
340	0.2143	2.52E-04	5.4E-05	1.05E-03	5.64E-08	0.08	1.57E-01	7.29E-10	1.0E+06	7.3E-04
341	0.22607	2.52E-04	5.7E-05	1.05E-03	5.95E-08	0.08	1.57E-01	7.69E-10	1.0E+06	7.7E-04
342	0.23552	2.52E-04	5.9E-05	1.05E-03	6.20E-08	0.08	1.57E-01	8.01E-10	1.0E+06	8.0E-04
343	0.23175	2.52E-04	5.8E-05	1.05E-03	6.10E-08	0.08	1.57E-01	7.88E-10	1.0E+06	7.9E-04
344	0.22467	2.52E-04	5.7E-05	1.05E-03	5.92E-08	0.08	1.57E-01	7.64E-10	1.0E+06	7.6E-04
345	0.12279	2.52E-04	3.1E-05	1.05E-03	3.23E-08	0.08	1.57E-01	4.18E-10	1.0E+06	4.2E-04
346	0.13032	2.52E-04	3.3E-05	1.05E-03	3.43E-08	0.08	1.57E-01	4.43E-10	1.0E+06	4.4E-04
347	0.1389	2.52E-04	3.5E-05	1.05E-03	3.66E-08	0.08	1.57E-01	4.73E-10	1.0E+06	4.7E-04
348	0.1468	2.52E-04	3.7E-05	1.05E-03	3.87E-08	0.08	1.57E-01	4.99E-10	1.0E+06	5.0E-04
349	0.15283	2.52E-04	3.9E-05	1.05E-03	4.03E-08	0.08	1.57E-01	5.20E-10	1.0E+06	5.2E-04
350	0.15983	2.52E-04	4.0E-05	1.05E-03	4.21E-08	0.08	1.57E-01	5.44E-10	1.0E+06	5.4E-04
351	0.16666	2.52E-04	4.2E-05	1.05E-03	4.39E-08	0.08	1.57E-01	5.67E-10	1.0E+06	5.7E-04
352	0.16975	2.52E-04	4.3E-05	1.05E-03	4.47E-08	0.08	1.57E-01	5.77E-10	1.0E+06	5.8E-04
353	0.17455	2.52E-04	4.4E-05	1.05E-03	4.60E-08	0.08	1.57E-01	5.94E-10	1.0E+06	5.9E-04
354	0.18196	2.52E-04	4.6E-05	1.05E-03	4.79E-08	0.08	1.57E-01	6.19E-10	1.0E+06	6.2E-04
355	0.18752	2.52E-04	4.7E-05	1.05E-03	4.94E-08	0.08	1.57E-01	6.38E-10	1.0E+06	6.4E-04
356	0.19039	2.52E-04	4.8E-05	1.05E-03	5.01E-08	0.08	1.57E-01	6.48E-10	1.0E+06	6.5E-04
357	0.20055	2.52E-04	5.1E-05	1.05E-03	5.28E-08	0.08	1.57E-01	6.82E-10	1.0E+06	6.8E-04
358	0.20868	2.52E-04	5.3E-05	1.05E-03	5.50E-08	0.08	1.57E-01	7.10E-10	1.0E+06	7.1E-04
359	0.20779	2.52E-04	5.2E-05	1.05E-03	5.47E-08	0.08	1.57E-01	7.07E-10	1.0E+06	7.1E-04
360	0.19683	2.52E-04	5.0E-05	1.05E-03	5.18E-08	0.08	1.57E-01	6.70E-10	1.0E+06	6.7E-04
361	24.75287	2.52E-04	6.2E-03	1.05E-03	6.52E-06	0.08	1.57E-01	8.42E-08	1.0E+06	8.4E-02

Ventura Ranch
P1- Architectural Coating

Max Cancer Risk Cancer Risk	
Receptor #	**Total Risk/ Million**
1	5.7E-03
2	4.8E-03
3	4.1E-03
4	3.4E-03
5	2.8E-03
6	2.3E-03
7	1.9E-03
8	1.5E-03
9	1.3E-03
10	1.0E-03
11	8.7E-04
12	7.3E-04
13	6.3E-04
14	4.9E-04
15	4.3E-04
16	3.8E-04
17	3.3E-04
18	3.0E-04
19	2.6E-04
20	2.4E-04
21	2.1E-04
22	1.9E-03
23	1.6E-03
24	1.3E-03
25	1.1E-03
26	8.7E-04
27	7.4E-04
28	5.7E-04
29	4.9E-04
30	4.4E-04
31	3.8E-04

Max	**Receptor #**	
0.084	361	Res

Chronic Non Cancer Risk	
REL	**HI Offroad**
5	8.38E-05
5	7.16E-05
5	6.04E-05
5	5.03E-05
5	4.16E-05
5	3.41E-05
5	2.79E-05
5	2.28E-05
5	1.87E-05
5	1.55E-05
5	1.29E-05
5	1.09E-05
5	9.27E-06
5	7.22E-06
5	6.34E-06
5	5.67E-06
5	4.87E-06
5	4.46E-06
5	3.90E-06
5	3.53E-06
5	3.12E-06
5	2.86E-05
5	2.32E-05
5	1.89E-05
5	1.56E-05
5	1.29E-05
5	1.09E-05
5	8.47E-06
5	7.31E-06
5	6.52E-06
5	5.57E-06

Max	**Receptor #**	
1.248E-03	361	Res

Ventura Ranch
P1- Architectural Coating

Max Cancer Risk Cancer Risk		*Chronic Non Cancer Risk*	
Receptor #	Total Risk/ Million	REL	HI Offroad
32	2.9E-04	5	4.33E-06
33	2.8E-04	5	4.08E-06
34	2.7E-04	5	4.01E-06
35	5.5E-04	5	8.22E-06
36	4.5E-04	5	6.65E-06
37	1.3E-02	5	1.90E-04
38	1.3E-02	5	1.85E-04
39	1.2E-02	5	1.73E-04
40	1.1E-02	5	1.56E-04
41	1.4E-02	5	2.13E-04
42	1.4E-02	5	2.09E-04
43	1.3E-02	5	1.95E-04
44	1.2E-02	5	1.76E-04
45	1.0E-02	5	1.53E-04
46	1.7E-03	5	2.46E-05
47	1.3E-03	5	1.97E-05
48	1.6E-02	5	2.37E-04
49	1.5E-02	5	2.23E-04
50	1.3E-02	5	2.00E-04
51	1.2E-02	5	1.71E-04
52	1.7E-03	5	2.50E-05
53	1.3E-03	5	2.00E-05
54	1.1E-03	5	1.62E-05
55	1.7E-02	5	2.53E-04
56	1.5E-02	5	2.26E-04
57	1.3E-02	5	1.91E-04
58	1.0E-02	5	1.54E-04
59	1.7E-03	5	2.55E-05
60	1.4E-03	5	2.03E-05
61	1.1E-03	5	1.65E-05
62	1.8E-03	5	2.60E-05

Ventura Ranch
P1- Architectural Coating

Max Cancer Risk Cancer Risk		*Chronic Non Cancer Risk*	
Receptor #	Total Risk/ Million	REL	HI Offroad
63	1.4E-03	5	2.06E-05
64	1.1E-03	5	1.68E-05
65	1.4E-03	5	2.11E-05
66	3.0E-02	5	4.50E-04
67	2.9E-02	5	4.26E-04
68	5.2E-04	5	7.65E-06
69	4.5E-04	5	6.72E-06
70	4.0E-04	5	5.98E-06
71	3.7E-04	5	5.45E-06
72	3.8E-02	5	5.62E-04
73	3.6E-02	5	5.28E-04
74	6.2E-04	5	9.11E-06
75	5.5E-04	5	8.19E-06
76	4.9E-04	5	7.26E-06
77	4.4E-04	5	6.49E-06
78	4.1E-04	5	6.04E-06
79	4.9E-02	5	7.27E-04
80	4.6E-02	5	6.76E-04
81	6.6E-04	5	9.74E-06
82	6.0E-04	5	8.86E-06
83	5.5E-04	5	8.15E-06
84	5.1E-04	5	7.62E-06
85	4.7E-04	5	6.92E-06
86	6.8E-02	5	1.01E-03
87	6.0E-02	5	8.96E-04
88	6.6E-04	5	9.79E-06
89	1.9E-02	5	2.82E-04
90	9.3E-03	5	1.38E-04
91	1.3E-02	5	1.95E-04
92	2.1E-02	5	3.07E-04
93	6.7E-03	5	9.94E-05

Ventura Ranch
P1- Architectural Coating

Max Cancer Risk Cancer Risk		*Chronic Non Cancer Risk*	
Receptor #	Total Risk/ Million	REL	HI Offroad
94	8.7E-03	5	1.29E-04
95	1.2E-02	5	1.78E-04
96	1.9E-02	5	2.86E-04
97	3.7E-02	5	5.44E-04
98	6.2E-02	5	9.24E-04
99	4.8E-03	5	7.09E-05
100	5.9E-03	5	8.70E-05
101	7.5E-03	5	1.12E-04
102	1.1E-02	5	1.59E-04
103	1.7E-02	5	2.46E-04
104	2.6E-02	5	3.90E-04
105	3.9E-02	5	5.78E-04
106	5.1E-02	5	7.57E-04
107	5.9E-02	5	8.72E-04
108	5.4E-02	5	8.07E-04
109	3.5E-03	5	5.15E-05
110	4.1E-03	5	6.13E-05
111	5.2E-03	5	7.67E-05
112	7.0E-03	5	1.04E-04
113	9.7E-03	5	1.43E-04
114	1.3E-02	5	2.00E-04
115	1.9E-02	5	2.75E-04
116	2.4E-02	5	3.57E-04
117	2.8E-02	5	4.14E-04
118	2.9E-02	5	4.36E-04
119	2.8E-02	5	4.15E-04
120	2.5E-02	5	3.70E-04
121	2.1E-02	5	3.18E-04
122	1.8E-02	5	2.68E-04
123	2.6E-03	5	3.88E-05
124	3.1E-03	5	4.55E-05

Ventura Ranch
P1- Architectural Coating

Max Cancer Risk Cancer Risk		*Chronic Non Cancer Risk*	
Receptor #	Total Risk/ Million	REL	HI Offroad
125	3.8E-03	5	5.58E-05
126	4.9E-03	5	7.19E-05
127	6.3E-03	5	9.33E-05
128	8.2E-03	5	1.22E-04
129	1.0E-02	5	1.55E-04
130	1.3E-02	5	1.90E-04
131	1.5E-02	5	2.26E-04
132	1.7E-02	5	2.48E-04
133	1.7E-02	5	2.58E-04
134	1.7E-02	5	2.56E-04
135	1.6E-02	5	2.40E-04
136	1.5E-02	5	2.18E-04
137	1.3E-02	5	1.94E-04
138	1.1E-02	5	1.70E-04
139	2.0E-03	5	3.04E-05
140	2.4E-03	5	3.53E-05
141	2.9E-03	5	4.25E-05
142	3.6E-03	5	5.28E-05
143	4.4E-03	5	6.59E-05
144	5.6E-03	5	8.26E-05
145	6.6E-03	5	9.83E-05
146	8.0E-03	5	1.18E-04
147	9.3E-03	5	1.38E-04
148	1.0E-02	5	1.51E-04
149	1.1E-02	5	1.61E-04
150	1.1E-02	5	1.70E-04
151	1.1E-02	5	1.69E-04
152	1.1E-02	5	1.62E-04
153	1.0E-02	5	1.55E-04
154	9.6E-03	5	1.43E-04
155	1.7E-03	5	2.45E-05

Ventura Ranch
P1- Architectural Coating

Max Cancer Risk Cancer Risk		*Chronic Non Cancer Risk*	
Receptor #	Total Risk/ Million	REL	HI Offroad
156	1.9E-03	5	2.83E-05
157	2.3E-03	5	3.36E-05
158	2.7E-03	5	4.06E-05
159	3.3E-03	5	4.92E-05
160	4.0E-03	5	5.95E-05
161	4.6E-03	5	6.83E-05
162	5.4E-03	5	7.99E-05
163	6.2E-03	5	9.19E-05
164	6.7E-03	5	9.91E-05
165	7.2E-03	5	1.07E-04
166	7.8E-03	5	1.15E-04
167	8.0E-03	5	1.18E-04
168	7.9E-03	5	1.17E-04
169	7.9E-03	5	1.17E-04
170	7.6E-03	5	1.13E-04
171	1.4E-03	5	2.04E-05
172	1.6E-03	5	2.34E-05
173	1.8E-03	5	2.73E-05
174	2.2E-03	5	3.23E-05
175	2.6E-03	5	3.82E-05
176	3.0E-03	5	4.50E-05
177	3.4E-03	5	5.02E-05
178	3.9E-03	5	5.75E-05
179	4.4E-03	5	6.51E-05
180	4.7E-03	5	6.95E-05
181	5.1E-03	5	7.48E-05
182	5.5E-03	5	8.10E-05
183	5.7E-03	5	8.41E-05
184	5.7E-03	5	8.47E-05
185	5.9E-03	5	8.71E-05
186	5.8E-03	5	8.63E-05

Ventura Ranch
P1- Architectural Coating

Max Cancer Risk Cancer Risk		*Chronic Non Cancer Risk*	
Receptor #	Total Risk/ Million	REL	HI Offroad
187	1.2E-03	5	1.73E-05
188	1.3E-03	5	1.97E-05
189	1.5E-03	5	2.27E-05
190	1.8E-03	5	2.62E-05
191	2.1E-03	5	3.04E-05
192	2.4E-03	5	3.49E-05
193	2.6E-03	5	3.83E-05
194	2.9E-03	5	4.32E-05
195	3.3E-03	5	4.83E-05
196	3.4E-03	5	5.11E-05
197	3.7E-03	5	5.48E-05
198	4.0E-03	5	5.93E-05
199	4.2E-03	5	6.19E-05
200	4.2E-03	5	6.22E-05
201	4.4E-03	5	6.50E-05
202	4.4E-03	5	6.57E-05
203	1.0E-03	5	1.49E-05
204	1.1E-03	5	1.69E-05
205	1.3E-03	5	1.92E-05
206	1.5E-03	5	2.16E-05
207	1.7E-03	5	2.46E-05
208	1.9E-03	5	2.78E-05
209	2.0E-03	5	3.00E-05
210	2.2E-03	5	3.30E-05
211	2.5E-03	5	3.64E-05
212	2.6E-03	5	3.91E-05
213	2.8E-03	5	4.19E-05
214	3.0E-03	5	4.52E-05
215	3.2E-03	5	4.70E-05
216	3.2E-03	5	4.70E-05
217	3.3E-03	5	4.94E-05

Ventura Ranch
P1- Architectural Coating

Max Cancer Risk Cancer Risk		*Chronic Non Cancer Risk*	
Receptor #	Total Risk/ Million	REL	HI Offroad
218	3.4E-03	5	5.07E-05
219	8.8E-04	5	1.31E-05
220	9.9E-04	5	1.46E-05
221	1.1E-03	5	1.65E-05
222	1.2E-03	5	1.82E-05
223	1.4E-03	5	2.03E-05
224	1.5E-03	5	2.26E-05
225	1.6E-03	5	2.43E-05
226	1.8E-03	5	2.63E-05
227	1.9E-03	5	2.87E-05
228	2.1E-03	5	3.08E-05
229	2.2E-03	5	3.31E-05
230	2.4E-03	5	3.54E-05
231	2.4E-03	5	3.60E-05
232	2.5E-03	5	3.65E-05
233	2.6E-03	5	3.84E-05
234	2.7E-03	5	3.95E-05
235	7.8E-04	5	1.15E-05
236	8.7E-04	5	1.28E-05
237	9.6E-04	5	1.43E-05
238	1.1E-03	5	1.56E-05
239	1.2E-03	5	1.71E-05
240	1.3E-03	5	1.89E-05
241	1.4E-03	5	2.03E-05
242	1.4E-03	5	2.14E-05
243	1.6E-03	5	2.32E-05
244	1.7E-03	5	2.49E-05
245	1.8E-03	5	2.67E-05
246	1.9E-03	5	2.85E-05
247	1.9E-03	5	2.79E-05
248	2.0E-03	5	2.92E-05

Ventura Ranch
P1- Architectural Coating

Max Cancer Risk Cancer Risk		*Chronic Non Cancer Risk*	
Receptor #	Total Risk/ Million	REL	HI Offroad
249	2.1E-03	5	3.05E-05
250	2.1E-03	5	3.14E-05
251	6.9E-04	5	1.03E-05
252	7.7E-04	5	1.13E-05
253	8.5E-04	5	1.25E-05
254	9.2E-04	5	1.36E-05
255	9.9E-04	5	1.46E-05
256	1.1E-03	5	1.60E-05
257	1.2E-03	5	1.72E-05
258	1.2E-03	5	1.78E-05
259	1.3E-03	5	1.92E-05
260	1.4E-03	5	2.04E-05
261	1.5E-03	5	2.18E-05
262	1.6E-03	5	2.32E-05
263	1.5E-03	5	2.26E-05
264	1.6E-03	5	2.40E-05
265	1.7E-03	5	2.45E-05
266	1.7E-03	5	2.51E-05
267	6.2E-04	5	9.25E-06
268	6.8E-04	5	1.01E-05
269	7.5E-04	5	1.11E-05
270	8.1E-04	5	1.20E-05
271	8.6E-04	5	1.27E-05
272	9.3E-04	5	1.38E-05
273	1.0E-03	5	1.47E-05
274	1.0E-03	5	1.54E-05
275	1.1E-03	5	1.60E-05
276	1.2E-03	5	1.71E-05
277	1.2E-03	5	1.78E-05
278	1.2E-03	5	1.84E-05
279	1.3E-03	5	1.91E-05

Ventura Ranch
P1- Architectural Coating

Max Cancer Risk Cancer Risk		*Chronic Non Cancer Risk*	
Receptor #	Total Risk/ Million	REL	HI Offroad
280	1.4E-03	5	2.02E-05
281	1.4E-03	5	2.06E-05
282	1.4E-03	5	2.12E-05
283	5.6E-04	5	8.35E-06
284	6.1E-04	5	9.04E-06
285	6.7E-04	5	9.86E-06
286	7.2E-04	5	1.06E-05
287	7.6E-04	5	1.12E-05
288	8.1E-04	5	1.20E-05
289	8.6E-04	5	1.28E-05
290	9.1E-04	5	1.34E-05
291	9.3E-04	5	1.37E-05
292	9.8E-04	5	1.45E-05
293	1.0E-03	5	1.51E-05
294	1.1E-03	5	1.57E-05
295	1.1E-03	5	1.64E-05
296	1.2E-03	5	1.72E-05
297	1.2E-03	5	1.77E-05
298	1.2E-03	5	1.81E-05
299	5.5E-04	5	8.20E-06
300	6.0E-04	5	8.84E-06
301	6.4E-04	5	9.52E-06
302	6.8E-04	5	1.01E-05
303	7.2E-04	5	1.07E-05
304	7.6E-04	5	1.12E-05
305	7.9E-04	5	1.17E-05
306	8.1E-04	5	1.21E-05
307	8.5E-04	5	1.26E-05
308	8.8E-04	5	1.31E-05

Ventura Ranch
P1- Architectural Coating

Max Cancer Risk Cancer Risk		*Chronic Non Cancer Risk*	
Receptor #	Total Risk/ Million	REL	HI Offroad
309	9.1E-04	5	1.35E-05
310	9.5E-04	5	1.41E-05
311	1.0E-03	5	1.49E-05
312	1.0E-03	5	1.55E-05
313	1.0E-03	5	1.55E-05
314	5.0E-04	5	7.45E-06
315	5.4E-04	5	7.95E-06
316	5.8E-04	5	8.56E-06
317	6.1E-04	5	9.08E-06
318	6.3E-04	5	9.40E-06
319	6.7E-04	5	9.95E-06
320	7.0E-04	5	1.04E-05
321	7.1E-04	5	1.05E-05
322	7.4E-04	5	1.10E-05
323	7.7E-04	5	1.15E-05
324	8.0E-04	5	1.18E-05
325	8.3E-04	5	1.23E-05
326	8.8E-04	5	1.30E-05
327	9.1E-04	5	1.35E-05
328	9.0E-04	5	1.34E-05
329	4.6E-04	5	6.77E-06
330	4.9E-04	5	7.20E-06
331	5.2E-04	5	7.71E-06
332	5.5E-04	5	8.17E-06
333	5.7E-04	5	8.47E-06
334	6.0E-04	5	8.91E-06
335	6.3E-04	5	9.32E-06
336	6.3E-04	5	9.40E-06
337	6.6E-04	5	9.78E-06
338	6.9E-04	5	1.02E-05
339	7.1E-04	5	1.05E-05

Ventura Ranch
P1- Architectural Coating

Max Cancer Risk Cancer Risk		*Chronic Non Cancer Risk*	
Receptor #	**Total Risk/ Million**	**REL**	**HI Offroad**
340	7.3E-04	5	1.08E-05
341	7.7E-04	5	1.14E-05
342	8.0E-04	5	1.19E-05
343	7.9E-04	5	1.17E-05
344	7.6E-04	5	1.13E-05
345	4.2E-04	5	6.19E-06
346	4.4E-04	5	6.57E-06
347	4.7E-04	5	7.00E-06
348	5.0E-04	5	7.40E-06
349	5.2E-04	5	7.70E-06
350	5.4E-04	5	8.06E-06
351	5.7E-04	5	8.40E-06
352	5.8E-04	5	8.56E-06
353	5.9E-04	5	8.80E-06
354	6.2E-04	5	9.17E-06
355	6.4E-04	5	9.45E-06
356	6.5E-04	5	9.60E-06
357	6.8E-04	5	1.01E-05
358	7.1E-04	5	1.05E-05
359	7.1E-04	5	1.05E-05
360	6.7E-04	5	9.92E-06
361	8.4E-02	5	1.25E-03

Ventura Ranch

P2 (off) - Site Preparation

		Cancer Risk from Birth to 2 years								
Receptor #	Conc	g/sec	Cair	Dose Constant	Dose	ED	Risk Constant	Risk	Constant 2	Risk/ Million
1	2.67098	1.44E-02	3.8E-02	1.05E-03	4.01E-05	0.12	1.57E-01	7.42E-07	1.0E+06	7.4E-01
2	2.45341	1.44E-02	3.5E-02	1.05E-03	3.68E-05	0.12	1.57E-01	6.82E-07	1.0E+06	6.8E-01
3	2.19485	1.44E-02	3.2E-02	1.05E-03	3.30E-05	0.12	1.57E-01	6.10E-07	1.0E+06	6.1E-01
4	1.9156	1.44E-02	2.8E-02	1.05E-03	2.88E-05	0.12	1.57E-01	5.32E-07	1.0E+06	5.3E-01
5	1.63414	1.44E-02	2.3E-02	1.05E-03	2.45E-05	0.12	1.57E-01	4.54E-07	1.0E+06	4.5E-01
6	1.36653	1.44E-02	2.0E-02	1.05E-03	2.05E-05	0.12	1.57E-01	3.80E-07	1.0E+06	3.8E-01
7	1.11921	1.44E-02	1.6E-02	1.05E-03	1.68E-05	0.12	1.57E-01	3.11E-07	1.0E+06	3.1E-01
8	0.90445	1.44E-02	1.3E-02	1.05E-03	1.36E-05	0.12	1.57E-01	2.51E-07	1.0E+06	2.5E-01
9	0.72633	1.44E-02	1.0E-02	1.05E-03	1.09E-05	0.12	1.57E-01	2.02E-07	1.0E+06	2.0E-01
10	0.58135	1.44E-02	8.4E-03	1.05E-03	8.73E-06	0.12	1.57E-01	1.62E-07	1.0E+06	1.6E-01
11	0.46544	1.44E-02	6.7E-03	1.05E-03	6.99E-06	0.12	1.57E-01	1.29E-07	1.0E+06	1.3E-01
12	0.37348	1.44E-02	5.4E-03	1.05E-03	5.61E-06	0.12	1.57E-01	1.04E-07	1.0E+06	1.0E-01
13	0.30316	1.44E-02	4.4E-03	1.05E-03	4.55E-06	0.12	1.57E-01	8.43E-08	1.0E+06	8.4E-02
14	0.21946	1.44E-02	3.2E-03	1.05E-03	3.29E-06	0.12	1.57E-01	6.10E-08	1.0E+06	6.1E-02
15	0.18218	1.44E-02	2.6E-03	1.05E-03	2.74E-06	0.12	1.57E-01	5.06E-08	1.0E+06	5.1E-02
16	0.1556	1.44E-02	2.2E-03	1.05E-03	2.34E-06	0.12	1.57E-01	4.32E-08	1.0E+06	4.3E-02
17	0.12787	1.44E-02	1.8E-03	1.05E-03	1.92E-06	0.12	1.57E-01	3.55E-08	1.0E+06	3.6E-02
18	0.11431	1.44E-02	1.6E-03	1.05E-03	1.72E-06	0.12	1.57E-01	3.18E-08	1.0E+06	3.2E-02
19	0.09741	1.44E-02	1.4E-03	1.05E-03	1.46E-06	0.12	1.57E-01	2.71E-08	1.0E+06	2.7E-02
20	0.08665	1.44E-02	1.2E-03	1.05E-03	1.30E-06	0.12	1.57E-01	2.41E-08	1.0E+06	2.4E-02
21	0.07532	1.44E-02	1.1E-03	1.05E-03	1.13E-06	0.12	1.57E-01	2.09E-08	1.0E+06	2.1E-02
22	1.18188	1.44E-02	1.7E-02	1.05E-03	1.77E-05	0.12	1.57E-01	3.28E-07	1.0E+06	3.3E-01
23	0.94379	1.44E-02	1.4E-02	1.05E-03	1.42E-05	0.12	1.57E-01	2.62E-07	1.0E+06	2.6E-01
24	0.74826	1.44E-02	1.1E-02	1.05E-03	1.12E-05	0.12	1.57E-01	2.08E-07	1.0E+06	2.1E-01
25	0.59227	1.44E-02	8.5E-03	1.05E-03	8.89E-06	0.12	1.57E-01	1.65E-07	1.0E+06	1.6E-01
26	0.47052	1.44E-02	6.8E-03	1.05E-03	7.06E-06	0.12	1.57E-01	1.31E-07	1.0E+06	1.3E-01
27	0.37498	1.44E-02	5.4E-03	1.05E-03	5.63E-06	0.12	1.57E-01	1.04E-07	1.0E+06	1.0E-01
28	0.30297	1.44E-02	4.4E-03	1.05E-03	4.55E-06	0.12	1.57E-01	8.42E-08	1.0E+06	8.4E-02
29	0.22015	1.44E-02	3.2E-03	1.05E-03	3.31E-06	0.12	1.57E-01	6.12E-08	1.0E+06	6.1E-02
30	0.18674	1.44E-02	2.7E-03	1.05E-03	2.80E-06	0.12	1.57E-01	5.19E-08	1.0E+06	5.2E-02
31	0.15059	1.44E-02	2.2E-03	1.05E-03	2.26E-06	0.12	1.57E-01	4.19E-08	1.0E+06	4.2E-02

Ventura Ranch

P2 (off) - Site Preparation

		Cancer Risk from Birth to 2 years								
Receptor #	Conc	g/sec	Cair	Dose Constant	Dose	ED	Risk Constant	Risk	Constant 2	Risk/ Million
32	0.11128	1.44E-02	1.6E-03	1.05E-03	1.67E-06	0.12	1.57E-01	3.09E-08	1.0E+06	3.1E-02
33	0.10293	1.44E-02	1.5E-03	1.05E-03	1.55E-06	0.12	1.57E-01	2.86E-08	1.0E+06	2.9E-02
34	0.10033	1.44E-02	1.4E-03	1.05E-03	1.51E-06	0.12	1.57E-01	2.79E-08	1.0E+06	2.8E-02
35	0.25228	1.44E-02	3.6E-03	1.05E-03	3.79E-06	0.12	1.57E-01	7.01E-08	1.0E+06	7.0E-02
36	0.18922	1.44E-02	2.7E-03	1.05E-03	2.84E-06	0.12	1.57E-01	5.26E-08	1.0E+06	5.3E-02
37	3.20186	1.44E-02	4.6E-02	1.05E-03	4.81E-05	0.12	1.57E-01	8.90E-07	1.0E+06	8.9E-01
38	3.64555	1.44E-02	5.2E-02	1.05E-03	5.47E-05	0.12	1.57E-01	1.01E-06	1.0E+06	1.0E+00
39	3.98361	1.44E-02	5.7E-02	1.05E-03	5.98E-05	0.12	1.57E-01	1.11E-06	1.0E+06	1.1E+00
40	4.18322	1.44E-02	6.0E-02	1.05E-03	6.28E-05	0.12	1.57E-01	1.16E-06	1.0E+06	1.2E+00
41	3.39741	1.44E-02	4.9E-02	1.05E-03	5.10E-05	0.12	1.57E-01	9.44E-07	1.0E+06	9.4E-01
42	3.9502	1.44E-02	5.7E-02	1.05E-03	5.93E-05	0.12	1.57E-01	1.10E-06	1.0E+06	1.1E+00
43	4.40314	1.44E-02	6.3E-02	1.05E-03	6.61E-05	0.12	1.57E-01	1.22E-06	1.0E+06	1.2E+00
44	4.7168	1.44E-02	6.8E-02	1.05E-03	7.08E-05	0.12	1.57E-01	1.31E-06	1.0E+06	1.3E+00
45	4.8382	1.44E-02	6.9E-02	1.05E-03	7.26E-05	0.12	1.57E-01	1.34E-06	1.0E+06	1.3E+00
46	1.10847	1.44E-02	1.6E-02	1.05E-03	1.66E-05	0.12	1.57E-01	3.08E-07	1.0E+06	3.1E-01
47	0.83146	1.44E-02	1.2E-02	1.05E-03	1.25E-05	0.12	1.57E-01	2.31E-07	1.0E+06	2.3E-01
48	4.26202	1.44E-02	6.1E-02	1.05E-03	6.40E-05	0.12	1.57E-01	1.18E-06	1.0E+06	1.2E+00
49	4.8893	1.44E-02	7.0E-02	1.05E-03	7.34E-05	0.12	1.57E-01	1.36E-06	1.0E+06	1.4E+00
50	5.34441	1.44E-02	7.7E-02	1.05E-03	8.02E-05	0.12	1.57E-01	1.49E-06	1.0E+06	1.5E+00
51	5.52064	1.44E-02	7.9E-02	1.05E-03	8.29E-05	0.12	1.57E-01	1.53E-06	1.0E+06	1.5E+00
52	1.15052	1.44E-02	1.7E-02	1.05E-03	1.73E-05	0.12	1.57E-01	3.20E-07	1.0E+06	3.2E-01
53	0.8505	1.44E-02	1.2E-02	1.05E-03	1.28E-05	0.12	1.57E-01	2.36E-07	1.0E+06	2.4E-01
54	0.63724	1.44E-02	9.2E-03	1.05E-03	9.57E-06	0.12	1.57E-01	1.77E-07	1.0E+06	1.8E-01
55	5.34838	1.44E-02	7.7E-02	1.05E-03	8.03E-05	0.12	1.57E-01	1.49E-06	1.0E+06	1.5E+00
56	6.00741	1.44E-02	8.6E-02	1.05E-03	9.02E-05	0.12	1.57E-01	1.67E-06	1.0E+06	1.7E+00
57	6.31971	1.44E-02	9.1E-02	1.05E-03	9.49E-05	0.12	1.57E-01	1.76E-06	1.0E+06	1.8E+00
58	6.1613	1.44E-02	8.8E-02	1.05E-03	9.25E-05	0.12	1.57E-01	1.71E-06	1.0E+06	1.7E+00
59	1.19332	1.44E-02	1.7E-02	1.05E-03	1.79E-05	0.12	1.57E-01	3.32E-07	1.0E+06	3.3E-01
60	0.86863	1.44E-02	1.2E-02	1.05E-03	1.30E-05	0.12	1.57E-01	2.41E-07	1.0E+06	2.4E-01
61	0.64551	1.44E-02	9.3E-03	1.05E-03	9.69E-06	0.12	1.57E-01	1.79E-07	1.0E+06	1.8E-01
62	1.23707	1.44E-02	1.8E-02	1.05E-03	1.86E-05	0.12	1.57E-01	3.44E-07	1.0E+06	3.4E-01

Ventura Ranch

P2 (off) - Site Preparation

		Cancer Risk from Birth to 2 years								
Receptor #	Conc	g/sec	Cair	Dose Constant	Dose	ED	Risk Constant	Risk	Constant 2	Risk/ Million
63	0.88737	1.44E-02	1.3E-02	1.05E-03	1.33E-05	0.12	1.57E-01	2.47E-07	1.0E+06	2.5E-01
64	0.65477	1.44E-02	9.4E-03	1.05E-03	9.83E-06	0.12	1.57E-01	1.82E-07	1.0E+06	1.8E-01
65	0.90792	1.44E-02	1.3E-02	1.05E-03	1.36E-05	0.12	1.57E-01	2.52E-07	1.0E+06	2.5E-01
66	5.53785	1.44E-02	8.0E-02	1.05E-03	8.31E-05	0.12	1.57E-01	1.54E-06	1.0E+06	1.5E+00
67	7.41069	1.44E-02	1.1E-01	1.05E-03	1.11E-04	0.12	1.57E-01	2.06E-06	1.0E+06	2.1E+00
68	0.2113	1.44E-02	3.0E-03	1.05E-03	3.17E-06	0.12	1.57E-01	5.87E-08	1.0E+06	5.9E-02
69	0.18144	1.44E-02	2.6E-03	1.05E-03	2.72E-06	0.12	1.57E-01	5.04E-08	1.0E+06	5.0E-02
70	0.15842	1.44E-02	2.3E-03	1.05E-03	2.38E-06	0.12	1.57E-01	4.40E-08	1.0E+06	4.4E-02
71	0.14215	1.44E-02	2.0E-03	1.05E-03	2.13E-06	0.12	1.57E-01	3.95E-08	1.0E+06	4.0E-02
72	5.80901	1.44E-02	8.3E-02	1.05E-03	8.72E-05	0.12	1.57E-01	1.61E-06	1.0E+06	1.6E+00
73	8.18395	1.44E-02	1.2E-01	1.05E-03	1.23E-04	0.12	1.57E-01	2.27E-06	1.0E+06	2.3E+00
74	0.2666	1.44E-02	3.8E-03	1.05E-03	4.00E-06	0.12	1.57E-01	7.41E-08	1.0E+06	7.4E-02
75	0.22965	1.44E-02	3.3E-03	1.05E-03	3.45E-06	0.12	1.57E-01	6.38E-08	1.0E+06	6.4E-02
76	0.19904	1.44E-02	2.9E-03	1.05E-03	2.99E-06	0.12	1.57E-01	5.53E-08	1.0E+06	5.5E-02
77	0.17456	1.44E-02	2.5E-03	1.05E-03	2.62E-06	0.12	1.57E-01	4.85E-08	1.0E+06	4.9E-02
78	0.15994	1.44E-02	2.3E-03	1.05E-03	2.40E-06	0.12	1.57E-01	4.45E-08	1.0E+06	4.4E-02
79	5.96334	1.44E-02	8.6E-02	1.05E-03	8.95E-05	0.12	1.57E-01	1.66E-06	1.0E+06	1.7E+00
80	8.91852	1.44E-02	1.3E-01	1.05E-03	1.34E-04	0.12	1.57E-01	2.48E-06	1.0E+06	2.5E+00
81	0.29066	1.44E-02	4.2E-03	1.05E-03	4.36E-06	0.12	1.57E-01	8.08E-08	1.0E+06	8.1E-02
82	0.2531	1.44E-02	3.6E-03	1.05E-03	3.80E-06	0.12	1.57E-01	7.03E-08	1.0E+06	7.0E-02
83	0.22851	1.44E-02	3.3E-03	1.05E-03	3.43E-06	0.12	1.57E-01	6.35E-08	1.0E+06	6.4E-02
84	0.21076	1.44E-02	3.0E-03	1.05E-03	3.16E-06	0.12	1.57E-01	5.86E-08	1.0E+06	5.9E-02
85	0.18748	1.44E-02	2.7E-03	1.05E-03	2.81E-06	0.12	1.57E-01	5.21E-08	1.0E+06	5.2E-02
86	6.04208	1.44E-02	8.7E-02	1.05E-03	9.07E-05	0.12	1.57E-01	1.68E-06	1.0E+06	1.7E+00
87	11.4022	1.44E-02	1.6E-01	1.05E-03	1.71E-04	0.12	1.57E-01	3.17E-06	1.0E+06	3.2E+00
88	0.2944	1.44E-02	4.2E-03	1.05E-03	4.42E-06	0.12	1.57E-01	8.18E-08	1.0E+06	8.2E-02
89	1.39036	1.44E-02	2.0E-02	1.05E-03	2.09E-05	0.12	1.57E-01	3.86E-07	1.0E+06	3.9E-01
90	0.92168	1.44E-02	1.3E-02	1.05E-03	1.38E-05	0.12	1.57E-01	2.56E-07	1.0E+06	2.6E-01
91	1.07779	1.44E-02	1.5E-02	1.05E-03	1.62E-05	0.12	1.57E-01	3.00E-07	1.0E+06	3.0E-01
92	1.2919	1.44E-02	1.9E-02	1.05E-03	1.94E-05	0.12	1.57E-01	3.59E-07	1.0E+06	3.6E-01
93	0.74292	1.44E-02	1.1E-02	1.05E-03	1.12E-05	0.12	1.57E-01	2.06E-07	1.0E+06	2.1E-01

Ventura Ranch

P2 (off) - Site Preparation

		Cancer Risk from Birth to 2 years								
Receptor #	Conc	g/sec	Cair	Dose Constant	Dose	ED	Risk Constant	Risk	Constant 2	Risk/ Million
94	0.85526	1.44E-02	1.2E-02	1.05E-03	1.28E-05	0.12	1.57E-01	2.38E-07	1.0E+06	2.4E-01
95	1.00801	1.44E-02	1.4E-02	1.05E-03	1.51E-05	0.12	1.57E-01	2.80E-07	1.0E+06	2.8E-01
96	1.25478	1.44E-02	1.8E-02	1.05E-03	1.88E-05	0.12	1.57E-01	3.49E-07	1.0E+06	3.5E-01
97	1.62773	1.44E-02	2.3E-02	1.05E-03	2.44E-05	0.12	1.57E-01	4.52E-07	1.0E+06	4.5E-01
98	2.13601	1.44E-02	3.1E-02	1.05E-03	3.21E-05	0.12	1.57E-01	5.94E-07	1.0E+06	5.9E-01
99	0.60086	1.44E-02	8.6E-03	1.05E-03	9.02E-06	0.12	1.57E-01	1.67E-07	1.0E+06	1.7E-01
100	0.68244	1.44E-02	9.8E-03	1.05E-03	1.02E-05	0.12	1.57E-01	1.90E-07	1.0E+06	1.9E-01
101	0.79286	1.44E-02	1.1E-02	1.05E-03	1.19E-05	0.12	1.57E-01	2.20E-07	1.0E+06	2.2E-01
102	0.96107	1.44E-02	1.4E-02	1.05E-03	1.44E-05	0.12	1.57E-01	2.67E-07	1.0E+06	2.7E-01
103	1.20351	1.44E-02	1.7E-02	1.05E-03	1.81E-05	0.12	1.57E-01	3.34E-07	1.0E+06	3.3E-01
104	1.55809	1.44E-02	2.2E-02	1.05E-03	2.34E-05	0.12	1.57E-01	4.33E-07	1.0E+06	4.3E-01
105	2.09301	1.44E-02	3.0E-02	1.05E-03	3.14E-05	0.12	1.57E-01	5.82E-07	1.0E+06	5.8E-01
106	2.97557	1.44E-02	4.3E-02	1.05E-03	4.47E-05	0.12	1.57E-01	8.27E-07	1.0E+06	8.3E-01
107	4.63182	1.44E-02	6.7E-02	1.05E-03	6.95E-05	0.12	1.57E-01	1.29E-06	1.0E+06	1.3E+00
108	10.79804	1.44E-02	1.6E-01	1.05E-03	1.62E-04	0.12	1.57E-01	3.00E-06	1.0E+06	3.0E+00
109	0.48682	1.44E-02	7.0E-03	1.05E-03	7.31E-06	0.12	1.57E-01	1.35E-07	1.0E+06	1.4E-01
110	0.5467	1.44E-02	7.9E-03	1.05E-03	8.21E-06	0.12	1.57E-01	1.52E-07	1.0E+06	1.5E-01
111	0.62996	1.44E-02	9.0E-03	1.05E-03	9.46E-06	0.12	1.57E-01	1.75E-07	1.0E+06	1.8E-01
112	0.75252	1.44E-02	1.1E-02	1.05E-03	1.13E-05	0.12	1.57E-01	2.09E-07	1.0E+06	2.1E-01
113	0.90428	1.44E-02	1.3E-02	1.05E-03	1.36E-05	0.12	1.57E-01	2.51E-07	1.0E+06	2.5E-01
114	1.10605	1.44E-02	1.6E-02	1.05E-03	1.66E-05	0.12	1.57E-01	3.07E-07	1.0E+06	3.1E-01
115	1.38599	1.44E-02	2.0E-02	1.05E-03	2.08E-05	0.12	1.57E-01	3.85E-07	1.0E+06	3.9E-01
116	1.77871	1.44E-02	2.6E-02	1.05E-03	2.67E-05	0.12	1.57E-01	4.94E-07	1.0E+06	4.9E-01
117	2.47871	1.44E-02	3.6E-02	1.05E-03	3.72E-05	0.12	1.57E-01	6.89E-07	1.0E+06	6.9E-01
118	3.8224	1.44E-02	5.5E-02	1.05E-03	5.74E-05	0.12	1.57E-01	1.06E-06	1.0E+06	1.1E+00
119	5.40749	1.44E-02	7.8E-02	1.05E-03	8.12E-05	0.12	1.57E-01	1.50E-06	1.0E+06	1.5E+00
120	5.7689	1.44E-02	8.3E-02	1.05E-03	8.66E-05	0.12	1.57E-01	1.60E-06	1.0E+06	1.6E+00
121	5.38075	1.44E-02	7.7E-02	1.05E-03	8.08E-05	0.12	1.57E-01	1.50E-06	1.0E+06	1.5E+00
122	4.80828	1.44E-02	6.9E-02	1.05E-03	7.22E-05	0.12	1.57E-01	1.34E-06	1.0E+06	1.3E+00
123	0.39835	1.44E-02	5.7E-03	1.05E-03	5.98E-06	0.12	1.57E-01	1.11E-07	1.0E+06	1.1E-01
124	0.44399	1.44E-02	6.4E-03	1.05E-03	6.67E-06	0.12	1.57E-01	1.23E-07	1.0E+06	1.2E-01

Ventura Ranch

P2 (off) - Site Preparation

		Cancer Risk from Birth to 2 years								
Receptor #	Conc	g/sec	Cair	Dose Constant	Dose	ED	Risk Constant	Risk	Constant 2	Risk/ Million
125	0.5063	1.44E-02	7.3E-03	1.05E-03	7.60E-06	0.12	1.57E-01	1.41E-07	1.0E+06	1.4E-01
126	0.59241	1.44E-02	8.5E-03	1.05E-03	8.89E-06	0.12	1.57E-01	1.65E-07	1.0E+06	1.6E-01
127	0.69278	1.44E-02	1.0E-02	1.05E-03	1.04E-05	0.12	1.57E-01	1.93E-07	1.0E+06	1.9E-01
128	0.82179	1.44E-02	1.2E-02	1.05E-03	1.23E-05	0.12	1.57E-01	2.28E-07	1.0E+06	2.3E-01
129	0.99465	1.44E-02	1.4E-02	1.05E-03	1.49E-05	0.12	1.57E-01	2.76E-07	1.0E+06	2.8E-01
130	1.21672	1.44E-02	1.7E-02	1.05E-03	1.83E-05	0.12	1.57E-01	3.38E-07	1.0E+06	3.4E-01
131	1.562	1.44E-02	2.2E-02	1.05E-03	2.35E-05	0.12	1.57E-01	4.34E-07	1.0E+06	4.3E-01
132	2.0355	1.44E-02	2.9E-02	1.05E-03	3.06E-05	0.12	1.57E-01	5.66E-07	1.0E+06	5.7E-01
133	2.61423	1.44E-02	3.8E-02	1.05E-03	3.92E-05	0.12	1.57E-01	7.27E-07	1.0E+06	7.3E-01
134	3.10875	1.44E-02	4.5E-02	1.05E-03	4.67E-05	0.12	1.57E-01	8.64E-07	1.0E+06	8.6E-01
135	3.32013	1.44E-02	4.8E-02	1.05E-03	4.98E-05	0.12	1.57E-01	9.23E-07	1.0E+06	9.2E-01
136	3.28526	1.44E-02	4.7E-02	1.05E-03	4.93E-05	0.12	1.57E-01	9.13E-07	1.0E+06	9.1E-01
137	3.17209	1.44E-02	4.6E-02	1.05E-03	4.76E-05	0.12	1.57E-01	8.82E-07	1.0E+06	8.8E-01
138	2.97963	1.44E-02	4.3E-02	1.05E-03	4.47E-05	0.12	1.57E-01	8.28E-07	1.0E+06	8.3E-01
139	0.33119	1.44E-02	4.8E-03	1.05E-03	4.97E-06	0.12	1.57E-01	9.20E-08	1.0E+06	9.2E-02
140	0.36704	1.44E-02	5.3E-03	1.05E-03	5.51E-06	0.12	1.57E-01	1.02E-07	1.0E+06	1.0E-01
141	0.41424	1.44E-02	6.0E-03	1.05E-03	6.22E-06	0.12	1.57E-01	1.15E-07	1.0E+06	1.2E-01
142	0.47655	1.44E-02	6.8E-03	1.05E-03	7.15E-06	0.12	1.57E-01	1.32E-07	1.0E+06	1.3E-01
143	0.54806	1.44E-02	7.9E-03	1.05E-03	8.23E-06	0.12	1.57E-01	1.52E-07	1.0E+06	1.5E-01
144	0.63954	1.44E-02	9.2E-03	1.05E-03	9.60E-06	0.12	1.57E-01	1.78E-07	1.0E+06	1.8E-01
145	0.74967	1.44E-02	1.1E-02	1.05E-03	1.13E-05	0.12	1.57E-01	2.08E-07	1.0E+06	2.1E-01
146	0.89666	1.44E-02	1.3E-02	1.05E-03	1.35E-05	0.12	1.57E-01	2.49E-07	1.0E+06	2.5E-01
147	1.09448	1.44E-02	1.6E-02	1.05E-03	1.64E-05	0.12	1.57E-01	3.04E-07	1.0E+06	3.0E-01
148	1.30998	1.44E-02	1.9E-02	1.05E-03	1.97E-05	0.12	1.57E-01	3.64E-07	1.0E+06	3.6E-01
149	1.58007	1.44E-02	2.3E-02	1.05E-03	2.37E-05	0.12	1.57E-01	4.39E-07	1.0E+06	4.4E-01
150	1.86655	1.44E-02	2.7E-02	1.05E-03	2.80E-05	0.12	1.57E-01	5.19E-07	1.0E+06	5.2E-01
151	2.02732	1.44E-02	2.9E-02	1.05E-03	3.04E-05	0.12	1.57E-01	5.63E-07	1.0E+06	5.6E-01
152	2.12991	1.44E-02	3.1E-02	1.05E-03	3.20E-05	0.12	1.57E-01	5.92E-07	1.0E+06	5.9E-01
153	2.22202	1.44E-02	3.2E-02	1.05E-03	3.34E-05	0.12	1.57E-01	6.18E-07	1.0E+06	6.2E-01
154	2.19845	1.44E-02	3.2E-02	1.05E-03	3.30E-05	0.12	1.57E-01	6.11E-07	1.0E+06	6.1E-01
155	0.27998	1.44E-02	4.0E-03	1.05E-03	4.20E-06	0.12	1.57E-01	7.78E-08	1.0E+06	7.8E-02

Ventura Ranch

P2 (off) - Site Preparation

							Cancer Risk from Birth to 2 years			
Receptor #	Conc	g/sec	Cair	Dose Constant	Dose	ED	Risk Constant	Risk	Constant 2	Risk/ Million
156	0.309	1.44E-02	4.4E-03	1.05E-03	4.64E-06	0.12	1.57E-01	8.59E-08	1.0E+06	8.6E-02
157	0.346	1.44E-02	5.0E-03	1.05E-03	5.19E-06	0.12	1.57E-01	9.62E-08	1.0E+06	9.6E-02
158	0.3932	1.44E-02	5.6E-03	1.05E-03	5.90E-06	0.12	1.57E-01	1.09E-07	1.0E+06	1.1E-01
159	0.44781	1.44E-02	6.4E-03	1.05E-03	6.72E-06	0.12	1.57E-01	1.24E-07	1.0E+06	1.2E-01
160	0.51676	1.44E-02	7.4E-03	1.05E-03	7.76E-06	0.12	1.57E-01	1.44E-07	1.0E+06	1.4E-01
161	0.592	1.44E-02	8.5E-03	1.05E-03	8.89E-06	0.12	1.57E-01	1.65E-07	1.0E+06	1.6E-01
162	0.6932	1.44E-02	1.0E-02	1.05E-03	1.04E-05	0.12	1.57E-01	1.93E-07	1.0E+06	1.9E-01
163	0.81822	1.44E-02	1.2E-02	1.05E-03	1.23E-05	0.12	1.57E-01	2.27E-07	1.0E+06	2.3E-01
164	0.94363	1.44E-02	1.4E-02	1.05E-03	1.42E-05	0.12	1.57E-01	2.62E-07	1.0E+06	2.6E-01
165	1.07991	1.44E-02	1.6E-02	1.05E-03	1.62E-05	0.12	1.57E-01	3.00E-07	1.0E+06	3.0E-01
166	1.2421	1.44E-02	1.8E-02	1.05E-03	1.86E-05	0.12	1.57E-01	3.45E-07	1.0E+06	3.5E-01
167	1.35805	1.44E-02	2.0E-02	1.05E-03	2.04E-05	0.12	1.57E-01	3.77E-07	1.0E+06	3.8E-01
168	1.43429	1.44E-02	2.1E-02	1.05E-03	2.15E-05	0.12	1.57E-01	3.99E-07	1.0E+06	4.0E-01
169	1.54069	1.44E-02	2.2E-02	1.05E-03	2.31E-05	0.12	1.57E-01	4.28E-07	1.0E+06	4.3E-01
170	1.57773	1.44E-02	2.3E-02	1.05E-03	2.37E-05	0.12	1.57E-01	4.39E-07	1.0E+06	4.4E-01
171	0.24078	1.44E-02	3.5E-03	1.05E-03	3.61E-06	0.12	1.57E-01	6.69E-08	1.0E+06	6.7E-02
172	0.26485	1.44E-02	3.8E-03	1.05E-03	3.98E-06	0.12	1.57E-01	7.36E-08	1.0E+06	7.4E-02
173	0.2948	1.44E-02	4.2E-03	1.05E-03	4.43E-06	0.12	1.57E-01	8.19E-08	1.0E+06	8.2E-02
174	0.33212	1.44E-02	4.8E-03	1.05E-03	4.99E-06	0.12	1.57E-01	9.23E-08	1.0E+06	9.2E-02
175	0.37563	1.44E-02	5.4E-03	1.05E-03	5.64E-06	0.12	1.57E-01	1.04E-07	1.0E+06	1.0E-01
176	0.42929	1.44E-02	6.2E-03	1.05E-03	6.44E-06	0.12	1.57E-01	1.19E-07	1.0E+06	1.2E-01
177	0.48228	1.44E-02	6.9E-03	1.05E-03	7.24E-06	0.12	1.57E-01	1.34E-07	1.0E+06	1.3E-01
178	0.55256	1.44E-02	7.9E-03	1.05E-03	8.30E-06	0.12	1.57E-01	1.54E-07	1.0E+06	1.5E-01
179	0.63601	1.44E-02	9.1E-03	1.05E-03	9.55E-06	0.12	1.57E-01	1.77E-07	1.0E+06	1.8E-01
180	0.71125	1.44E-02	1.0E-02	1.05E-03	1.07E-05	0.12	1.57E-01	1.98E-07	1.0E+06	2.0E-01
181	0.79534	1.44E-02	1.1E-02	1.05E-03	1.19E-05	0.12	1.57E-01	2.21E-07	1.0E+06	2.2E-01
182	0.89614	1.44E-02	1.3E-02	1.05E-03	1.35E-05	0.12	1.57E-01	2.49E-07	1.0E+06	2.5E-01
183	0.97048	1.44E-02	1.4E-02	1.05E-03	1.46E-05	0.12	1.57E-01	2.70E-07	1.0E+06	2.7E-01
184	1.01982	1.44E-02	1.5E-02	1.05E-03	1.53E-05	0.12	1.57E-01	2.83E-07	1.0E+06	2.8E-01
185	1.10178	1.44E-02	1.6E-02	1.05E-03	1.65E-05	0.12	1.57E-01	3.06E-07	1.0E+06	3.1E-01
186	1.14432	1.44E-02	1.6E-02	1.05E-03	1.72E-05	0.12	1.57E-01	3.18E-07	1.0E+06	3.2E-01

Ventura Ranch

P2 (off) - Site Preparation

		Cancer Risk from Birth to 2 years								
Receptor #	Conc	g/sec	Cair	Dose Constant	Dose	ED	Risk Constant	Risk	Constant 2	Risk/ Million
187	0.21036	1.44E-02	3.0E-03	1.05E-03	3.16E-06	0.12	1.57E-01	5.85E-08	1.0E+06	5.8E-02
188	0.23085	1.44E-02	3.3E-03	1.05E-03	3.47E-06	0.12	1.57E-01	6.42E-08	1.0E+06	6.4E-02
189	0.25578	1.44E-02	3.7E-03	1.05E-03	3.84E-06	0.12	1.57E-01	7.11E-08	1.0E+06	7.1E-02
190	0.28603	1.44E-02	4.1E-03	1.05E-03	4.29E-06	0.12	1.57E-01	7.95E-08	1.0E+06	7.9E-02
191	0.32136	1.44E-02	4.6E-03	1.05E-03	4.82E-06	0.12	1.57E-01	8.93E-08	1.0E+06	8.9E-02
192	0.3637	1.44E-02	5.2E-03	1.05E-03	5.46E-06	0.12	1.57E-01	1.01E-07	1.0E+06	1.0E-01
193	0.40006	1.44E-02	5.7E-03	1.05E-03	6.01E-06	0.12	1.57E-01	1.11E-07	1.0E+06	1.1E-01
194	0.45033	1.44E-02	6.5E-03	1.05E-03	6.76E-06	0.12	1.57E-01	1.25E-07	1.0E+06	1.3E-01
195	0.50958	1.44E-02	7.3E-03	1.05E-03	7.65E-06	0.12	1.57E-01	1.42E-07	1.0E+06	1.4E-01
196	0.56042	1.44E-02	8.0E-03	1.05E-03	8.41E-06	0.12	1.57E-01	1.56E-07	1.0E+06	1.6E-01
197	0.61474	1.44E-02	8.8E-03	1.05E-03	9.23E-06	0.12	1.57E-01	1.71E-07	1.0E+06	1.7E-01
198	0.6815	1.44E-02	9.8E-03	1.05E-03	1.02E-05	0.12	1.57E-01	1.89E-07	1.0E+06	1.9E-01
199	0.73149	1.44E-02	1.1E-02	1.05E-03	1.10E-05	0.12	1.57E-01	2.03E-07	1.0E+06	2.0E-01
200	0.75811	1.44E-02	1.1E-02	1.05E-03	1.14E-05	0.12	1.57E-01	2.11E-07	1.0E+06	2.1E-01
201	0.82051	1.44E-02	1.2E-02	1.05E-03	1.23E-05	0.12	1.57E-01	2.28E-07	1.0E+06	2.3E-01
202	0.85732	1.44E-02	1.2E-02	1.05E-03	1.29E-05	0.12	1.57E-01	2.38E-07	1.0E+06	2.4E-01
203	0.1864	1.44E-02	2.7E-03	1.05E-03	2.80E-06	0.12	1.57E-01	5.18E-08	1.0E+06	5.2E-02
204	0.20408	1.44E-02	2.9E-03	1.05E-03	3.06E-06	0.12	1.57E-01	5.67E-08	1.0E+06	5.7E-02
205	0.2251	1.44E-02	3.2E-03	1.05E-03	3.38E-06	0.12	1.57E-01	6.26E-08	1.0E+06	6.3E-02
206	0.25005	1.44E-02	3.6E-03	1.05E-03	3.75E-06	0.12	1.57E-01	6.95E-08	1.0E+06	6.9E-02
207	0.27869	1.44E-02	4.0E-03	1.05E-03	4.18E-06	0.12	1.57E-01	7.75E-08	1.0E+06	7.7E-02
208	0.3113	1.44E-02	4.5E-03	1.05E-03	4.67E-06	0.12	1.57E-01	8.65E-08	1.0E+06	8.7E-02
209	0.33769	1.44E-02	4.9E-03	1.05E-03	5.07E-06	0.12	1.57E-01	9.39E-08	1.0E+06	9.4E-02
210	0.37403	1.44E-02	5.4E-03	1.05E-03	5.62E-06	0.12	1.57E-01	1.04E-07	1.0E+06	1.0E-01
211	0.41692	1.44E-02	6.0E-03	1.05E-03	6.26E-06	0.12	1.57E-01	1.16E-07	1.0E+06	1.2E-01
212	0.45489	1.44E-02	6.5E-03	1.05E-03	6.83E-06	0.12	1.57E-01	1.26E-07	1.0E+06	1.3E-01
213	0.49382	1.44E-02	7.1E-03	1.05E-03	7.41E-06	0.12	1.57E-01	1.37E-07	1.0E+06	1.4E-01
214	0.54025	1.44E-02	7.8E-03	1.05E-03	8.11E-06	0.12	1.57E-01	1.50E-07	1.0E+06	1.5E-01
215	0.57284	1.44E-02	8.2E-03	1.05E-03	8.60E-06	0.12	1.57E-01	1.59E-07	1.0E+06	1.6E-01
216	0.58551	1.44E-02	8.4E-03	1.05E-03	8.79E-06	0.12	1.57E-01	1.63E-07	1.0E+06	1.6E-01
217	0.63237	1.44E-02	9.1E-03	1.05E-03	9.49E-06	0.12	1.57E-01	1.76E-07	1.0E+06	1.8E-01

Ventura Ranch

P2 (off) - Site Preparation

							Cancer Risk from Birth to 2 years			
Receptor #	Conc	g/sec	Cair	Dose Constant	Dose	ED	Risk Constant	Risk	Constant 2	Risk/ Million
218	0.66574	1.44E-02	9.6E-03	1.05E-03	9.99E-06	0.12	1.57E-01	1.85E-07	1.0E+06	1.9E-01
219	0.16719	1.44E-02	2.4E-03	1.05E-03	2.51E-06	0.12	1.57E-01	4.65E-08	1.0E+06	4.6E-02
220	0.18255	1.44E-02	2.6E-03	1.05E-03	2.74E-06	0.12	1.57E-01	5.07E-08	1.0E+06	5.1E-02
221	0.20046	1.44E-02	2.9E-03	1.05E-03	3.01E-06	0.12	1.57E-01	5.57E-08	1.0E+06	5.6E-02
222	0.21987	1.44E-02	3.2E-03	1.05E-03	3.30E-06	0.12	1.57E-01	6.11E-08	1.0E+06	6.1E-02
223	0.24257	1.44E-02	3.5E-03	1.05E-03	3.64E-06	0.12	1.57E-01	6.74E-08	1.0E+06	6.7E-02
224	0.26798	1.44E-02	3.8E-03	1.05E-03	4.02E-06	0.12	1.57E-01	7.45E-08	1.0E+06	7.4E-02
225	0.28994	1.44E-02	4.2E-03	1.05E-03	4.35E-06	0.12	1.57E-01	8.06E-08	1.0E+06	8.1E-02
226	0.31737	1.44E-02	4.6E-03	1.05E-03	4.76E-06	0.12	1.57E-01	8.82E-08	1.0E+06	8.8E-02
227	0.34823	1.44E-02	5.0E-03	1.05E-03	5.23E-06	0.12	1.57E-01	9.68E-08	1.0E+06	9.7E-02
228	0.37703	1.44E-02	5.4E-03	1.05E-03	5.66E-06	0.12	1.57E-01	1.05E-07	1.0E+06	1.0E-01
229	0.40814	1.44E-02	5.9E-03	1.05E-03	6.13E-06	0.12	1.57E-01	1.13E-07	1.0E+06	1.1E-01
230	0.44014	1.44E-02	6.3E-03	1.05E-03	6.61E-06	0.12	1.57E-01	1.22E-07	1.0E+06	1.2E-01
231	0.45136	1.44E-02	6.5E-03	1.05E-03	6.78E-06	0.12	1.57E-01	1.25E-07	1.0E+06	1.3E-01
232	0.4653	1.44E-02	6.7E-03	1.05E-03	6.99E-06	0.12	1.57E-01	1.29E-07	1.0E+06	1.3E-01
233	0.50198	1.44E-02	7.2E-03	1.05E-03	7.54E-06	0.12	1.57E-01	1.40E-07	1.0E+06	1.4E-01
234	0.52792	1.44E-02	7.6E-03	1.05E-03	7.93E-06	0.12	1.57E-01	1.47E-07	1.0E+06	1.5E-01
235	0.15147	1.44E-02	2.2E-03	1.05E-03	2.27E-06	0.12	1.57E-01	4.21E-08	1.0E+06	4.2E-02
236	0.16485	1.44E-02	2.4E-03	1.05E-03	2.47E-06	0.12	1.57E-01	4.58E-08	1.0E+06	4.6E-02
237	0.18018	1.44E-02	2.6E-03	1.05E-03	2.71E-06	0.12	1.57E-01	5.01E-08	1.0E+06	5.0E-02
238	0.19586	1.44E-02	2.8E-03	1.05E-03	2.94E-06	0.12	1.57E-01	5.44E-08	1.0E+06	5.4E-02
239	0.21342	1.44E-02	3.1E-03	1.05E-03	3.20E-06	0.12	1.57E-01	5.93E-08	1.0E+06	5.9E-02
240	0.23408	1.44E-02	3.4E-03	1.05E-03	3.51E-06	0.12	1.57E-01	6.51E-08	1.0E+06	6.5E-02
241	0.25292	1.44E-02	3.6E-03	1.05E-03	3.80E-06	0.12	1.57E-01	7.03E-08	1.0E+06	7.0E-02
242	0.27182	1.44E-02	3.9E-03	1.05E-03	4.08E-06	0.12	1.57E-01	7.55E-08	1.0E+06	7.6E-02
243	0.29634	1.44E-02	4.3E-03	1.05E-03	4.45E-06	0.12	1.57E-01	8.24E-08	1.0E+06	8.2E-02
244	0.319	1.44E-02	4.6E-03	1.05E-03	4.79E-06	0.12	1.57E-01	8.87E-08	1.0E+06	8.9E-02
245	0.34332	1.44E-02	4.9E-03	1.05E-03	5.15E-06	0.12	1.57E-01	9.54E-08	1.0E+06	9.5E-02
246	0.36601	1.44E-02	5.3E-03	1.05E-03	5.49E-06	0.12	1.57E-01	1.02E-07	1.0E+06	1.0E-01
247	0.35895	1.44E-02	5.2E-03	1.05E-03	5.39E-06	0.12	1.57E-01	9.98E-08	1.0E+06	1.0E-01
248	0.38064	1.44E-02	5.5E-03	1.05E-03	5.71E-06	0.12	1.57E-01	1.06E-07	1.0E+06	1.1E-01

Ventura Ranch

P2 (off) - Site Preparation

							Cancer Risk from Birth to 2 years			
Receptor #	Conc	g/sec	Cair	Dose Constant	Dose	ED	Risk Constant	Risk	Constant 2	Risk/ Million
249	0.40664	1.44E-02	5.8E-03	1.05E-03	6.10E-06	0.12	1.57E-01	1.13E-07	1.0E+06	1.1E-01
250	0.42719	1.44E-02	6.1E-03	1.05E-03	6.41E-06	0.12	1.57E-01	1.19E-07	1.0E+06	1.2E-01
251	0.13829	1.44E-02	2.0E-03	1.05E-03	2.08E-06	0.12	1.57E-01	3.84E-08	1.0E+06	3.8E-02
252	0.15	1.44E-02	2.2E-03	1.05E-03	2.25E-06	0.12	1.57E-01	4.17E-08	1.0E+06	4.2E-02
253	0.16314	1.44E-02	2.3E-03	1.05E-03	2.45E-06	0.12	1.57E-01	4.53E-08	1.0E+06	4.5E-02
254	0.17681	1.44E-02	2.5E-03	1.05E-03	2.65E-06	0.12	1.57E-01	4.91E-08	1.0E+06	4.9E-02
255	0.18957	1.44E-02	2.7E-03	1.05E-03	2.85E-06	0.12	1.57E-01	5.27E-08	1.0E+06	5.3E-02
256	0.20663	1.44E-02	3.0E-03	1.05E-03	3.10E-06	0.12	1.57E-01	5.74E-08	1.0E+06	5.7E-02
257	0.22272	1.44E-02	3.2E-03	1.05E-03	3.34E-06	0.12	1.57E-01	6.19E-08	1.0E+06	6.2E-02
258	0.23654	1.44E-02	3.4E-03	1.05E-03	3.55E-06	0.12	1.57E-01	6.57E-08	1.0E+06	6.6E-02
259	0.25513	1.44E-02	3.7E-03	1.05E-03	3.83E-06	0.12	1.57E-01	7.09E-08	1.0E+06	7.1E-02
260	0.27285	1.44E-02	3.9E-03	1.05E-03	4.10E-06	0.12	1.57E-01	7.58E-08	1.0E+06	7.6E-02
261	0.2907	1.44E-02	4.2E-03	1.05E-03	4.36E-06	0.12	1.57E-01	8.08E-08	1.0E+06	8.1E-02
262	0.30838	1.44E-02	4.4E-03	1.05E-03	4.63E-06	0.12	1.57E-01	8.57E-08	1.0E+06	8.6E-02
263	0.29863	1.44E-02	4.3E-03	1.05E-03	4.48E-06	0.12	1.57E-01	8.30E-08	1.0E+06	8.3E-02
264	0.31989	1.44E-02	4.6E-03	1.05E-03	4.80E-06	0.12	1.57E-01	8.89E-08	1.0E+06	8.9E-02
265	0.33212	1.44E-02	4.8E-03	1.05E-03	4.99E-06	0.12	1.57E-01	9.23E-08	1.0E+06	9.2E-02
266	0.34632	1.44E-02	5.0E-03	1.05E-03	5.20E-06	0.12	1.57E-01	9.63E-08	1.0E+06	9.6E-02
267	0.12702	1.44E-02	1.8E-03	1.05E-03	1.91E-06	0.12	1.57E-01	3.53E-08	1.0E+06	3.5E-02
268	0.13734	1.44E-02	2.0E-03	1.05E-03	2.06E-06	0.12	1.57E-01	3.82E-08	1.0E+06	3.8E-02
269	0.14862	1.44E-02	2.1E-03	1.05E-03	2.23E-06	0.12	1.57E-01	4.13E-08	1.0E+06	4.1E-02
270	0.16101	1.44E-02	2.3E-03	1.05E-03	2.42E-06	0.12	1.57E-01	4.47E-08	1.0E+06	4.5E-02
271	0.17001	1.44E-02	2.4E-03	1.05E-03	2.55E-06	0.12	1.57E-01	4.73E-08	1.0E+06	4.7E-02
272	0.18365	1.44E-02	2.6E-03	1.05E-03	2.76E-06	0.12	1.57E-01	5.10E-08	1.0E+06	5.1E-02
273	0.19725	1.44E-02	2.8E-03	1.05E-03	2.96E-06	0.12	1.57E-01	5.48E-08	1.0E+06	5.5E-02
274	0.21022	1.44E-02	3.0E-03	1.05E-03	3.16E-06	0.12	1.57E-01	5.84E-08	1.0E+06	5.8E-02
275	0.22178	1.44E-02	3.2E-03	1.05E-03	3.33E-06	0.12	1.57E-01	6.16E-08	1.0E+06	6.2E-02
276	0.23687	1.44E-02	3.4E-03	1.05E-03	3.56E-06	0.12	1.57E-01	6.58E-08	1.0E+06	6.6E-02
277	0.24564	1.44E-02	3.5E-03	1.05E-03	3.69E-06	0.12	1.57E-01	6.83E-08	1.0E+06	6.8E-02
278	0.25144	1.44E-02	3.6E-03	1.05E-03	3.77E-06	0.12	1.57E-01	6.99E-08	1.0E+06	7.0E-02
279	0.25955	1.44E-02	3.7E-03	1.05E-03	3.90E-06	0.12	1.57E-01	7.21E-08	1.0E+06	7.2E-02

Ventura Ranch

P2 (off) - Site Preparation

		Cancer Risk from Birth to 2 years								
Receptor #	Conc	g/sec	Cair	Dose Constant	Dose	ED	Risk Constant	Risk	Constant 2	Risk/ Million
280	0.27485	1.44E-02	3.9E-03	1.05E-03	4.13E-06	0.12	1.57E-01	7.64E-08	1.0E+06	7.6E-02
281	0.2834	1.44E-02	4.1E-03	1.05E-03	4.25E-06	0.12	1.57E-01	7.88E-08	1.0E+06	7.9E-02
282	0.29726	1.44E-02	4.3E-03	1.05E-03	4.46E-06	0.12	1.57E-01	8.26E-08	1.0E+06	8.3E-02
283	0.11716	1.44E-02	1.7E-03	1.05E-03	1.76E-06	0.12	1.57E-01	3.26E-08	1.0E+06	3.3E-02
284	0.12638	1.44E-02	1.8E-03	1.05E-03	1.90E-06	0.12	1.57E-01	3.51E-08	1.0E+06	3.5E-02
285	0.13607	1.44E-02	2.0E-03	1.05E-03	2.04E-06	0.12	1.57E-01	3.78E-08	1.0E+06	3.8E-02
286	0.14656	1.44E-02	2.1E-03	1.05E-03	2.20E-06	0.12	1.57E-01	4.07E-08	1.0E+06	4.1E-02
287	0.15439	1.44E-02	2.2E-03	1.05E-03	2.32E-06	0.12	1.57E-01	4.29E-08	1.0E+06	4.3E-02
288	0.16654	1.44E-02	2.4E-03	1.05E-03	2.50E-06	0.12	1.57E-01	4.63E-08	1.0E+06	4.6E-02
289	0.17638	1.44E-02	2.5E-03	1.05E-03	2.65E-06	0.12	1.57E-01	4.90E-08	1.0E+06	4.9E-02
290	0.18891	1.44E-02	2.7E-03	1.05E-03	2.84E-06	0.12	1.57E-01	5.25E-08	1.0E+06	5.3E-02
291	0.19598	1.44E-02	2.8E-03	1.05E-03	2.94E-06	0.12	1.57E-01	5.45E-08	1.0E+06	5.4E-02
292	0.20792	1.44E-02	3.0E-03	1.05E-03	3.12E-06	0.12	1.57E-01	5.78E-08	1.0E+06	5.8E-02
293	0.215	1.44E-02	3.1E-03	1.05E-03	3.23E-06	0.12	1.57E-01	5.98E-08	1.0E+06	6.0E-02
294	0.2212	1.44E-02	3.2E-03	1.05E-03	3.32E-06	0.12	1.57E-01	6.15E-08	1.0E+06	6.1E-02
295	0.22865	1.44E-02	3.3E-03	1.05E-03	3.43E-06	0.12	1.57E-01	6.35E-08	1.0E+06	6.4E-02
296	0.23896	1.44E-02	3.4E-03	1.05E-03	3.59E-06	0.12	1.57E-01	6.64E-08	1.0E+06	6.6E-02
297	0.24698	1.44E-02	3.5E-03	1.05E-03	3.71E-06	0.12	1.57E-01	6.86E-08	1.0E+06	6.9E-02
298	0.25652	1.44E-02	3.7E-03	1.05E-03	3.85E-06	0.12	1.57E-01	7.13E-08	1.0E+06	7.1E-02
299	0.11679	1.44E-02	1.7E-03	1.05E-03	1.75E-06	0.12	1.57E-01	3.25E-08	1.0E+06	3.2E-02
300	0.12514	1.44E-02	1.8E-03	1.05E-03	1.88E-06	0.12	1.57E-01	3.48E-08	1.0E+06	3.5E-02
301	0.134	1.44E-02	1.9E-03	1.05E-03	2.01E-06	0.12	1.57E-01	3.72E-08	1.0E+06	3.7E-02
302	0.14272	1.44E-02	2.0E-03	1.05E-03	2.14E-06	0.12	1.57E-01	3.97E-08	1.0E+06	4.0E-02
303	0.15029	1.44E-02	2.2E-03	1.05E-03	2.26E-06	0.12	1.57E-01	4.18E-08	1.0E+06	4.2E-02
304	0.1604	1.44E-02	2.3E-03	1.05E-03	2.41E-06	0.12	1.57E-01	4.46E-08	1.0E+06	4.5E-02
305	0.16919	1.44E-02	2.4E-03	1.05E-03	2.54E-06	0.12	1.57E-01	4.70E-08	1.0E+06	4.7E-02
306	0.17672	1.44E-02	2.5E-03	1.05E-03	2.65E-06	0.12	1.57E-01	4.91E-08	1.0E+06	4.9E-02
307	0.18486	1.44E-02	2.7E-03	1.05E-03	2.78E-06	0.12	1.57E-01	5.14E-08	1.0E+06	5.1E-02
308	0.19141	1.44E-02	2.7E-03	1.05E-03	2.87E-06	0.12	1.57E-01	5.32E-08	1.0E+06	5.3E-02

Ventura Ranch

P2 (off) - Site Preparation

		Cancer Risk from Birth to 2 years								
Receptor #	Conc	g/sec	Cair	Dose Constant	Dose	ED	Risk Constant	Risk	Constant 2	Risk/ Million
309	0.19469	1.44E-02	2.8E-03	1.05E-03	2.92E-06	0.12	1.57E-01	5.41E-08	1.0E+06	5.4E-02
310	0.20104	1.44E-02	2.9E-03	1.05E-03	3.02E-06	0.12	1.57E-01	5.59E-08	1.0E+06	5.6E-02
311	0.21129	1.44E-02	3.0E-03	1.05E-03	3.17E-06	0.12	1.57E-01	5.87E-08	1.0E+06	5.9E-02
312	0.22112	1.44E-02	3.2E-03	1.05E-03	3.32E-06	0.12	1.57E-01	6.15E-08	1.0E+06	6.1E-02
313	0.22238	1.44E-02	3.2E-03	1.05E-03	3.34E-06	0.12	1.57E-01	6.18E-08	1.0E+06	6.2E-02
314	0.10815	1.44E-02	1.6E-03	1.05E-03	1.62E-06	0.12	1.57E-01	3.01E-08	1.0E+06	3.0E-02
315	0.11551	1.44E-02	1.7E-03	1.05E-03	1.73E-06	0.12	1.57E-01	3.21E-08	1.0E+06	3.2E-02
316	0.12302	1.44E-02	1.8E-03	1.05E-03	1.85E-06	0.12	1.57E-01	3.42E-08	1.0E+06	3.4E-02
317	0.13072	1.44E-02	1.9E-03	1.05E-03	1.96E-06	0.12	1.57E-01	3.63E-08	1.0E+06	3.6E-02
318	0.13701	1.44E-02	2.0E-03	1.05E-03	2.06E-06	0.12	1.57E-01	3.81E-08	1.0E+06	3.8E-02
319	0.14532	1.44E-02	2.1E-03	1.05E-03	2.18E-06	0.12	1.57E-01	4.04E-08	1.0E+06	4.0E-02
320	0.1535	1.44E-02	2.2E-03	1.05E-03	2.30E-06	0.12	1.57E-01	4.27E-08	1.0E+06	4.3E-02
321	0.15776	1.44E-02	2.3E-03	1.05E-03	2.37E-06	0.12	1.57E-01	4.38E-08	1.0E+06	4.4E-02
322	0.16579	1.44E-02	2.4E-03	1.05E-03	2.49E-06	0.12	1.57E-01	4.61E-08	1.0E+06	4.6E-02
323	0.1719	1.44E-02	2.5E-03	1.05E-03	2.58E-06	0.12	1.57E-01	4.78E-08	1.0E+06	4.8E-02
324	0.17488	1.44E-02	2.5E-03	1.05E-03	2.63E-06	0.12	1.57E-01	4.86E-08	1.0E+06	4.9E-02
325	0.17906	1.44E-02	2.6E-03	1.05E-03	2.69E-06	0.12	1.57E-01	4.98E-08	1.0E+06	5.0E-02
326	0.188	1.44E-02	2.7E-03	1.05E-03	2.82E-06	0.12	1.57E-01	5.23E-08	1.0E+06	5.2E-02
327	0.1959	1.44E-02	2.8E-03	1.05E-03	2.94E-06	0.12	1.57E-01	5.44E-08	1.0E+06	5.4E-02
328	0.19452	1.44E-02	2.8E-03	1.05E-03	2.92E-06	0.12	1.57E-01	5.41E-08	1.0E+06	5.4E-02
329	0.1003	1.44E-02	1.4E-03	1.05E-03	1.51E-06	0.12	1.57E-01	2.79E-08	1.0E+06	2.8E-02
330	0.10694	1.44E-02	1.5E-03	1.05E-03	1.61E-06	0.12	1.57E-01	2.97E-08	1.0E+06	3.0E-02
331	0.11338	1.44E-02	1.6E-03	1.05E-03	1.70E-06	0.12	1.57E-01	3.15E-08	1.0E+06	3.2E-02
332	0.11988	1.44E-02	1.7E-03	1.05E-03	1.80E-06	0.12	1.57E-01	3.33E-08	1.0E+06	3.3E-02
333	0.12557	1.44E-02	1.8E-03	1.05E-03	1.89E-06	0.12	1.57E-01	3.49E-08	1.0E+06	3.5E-02
334	0.13271	1.44E-02	1.9E-03	1.05E-03	1.99E-06	0.12	1.57E-01	3.69E-08	1.0E+06	3.7E-02
335	0.14009	1.44E-02	2.0E-03	1.05E-03	2.10E-06	0.12	1.57E-01	3.89E-08	1.0E+06	3.9E-02
336	0.14416	1.44E-02	2.1E-03	1.05E-03	2.16E-06	0.12	1.57E-01	4.01E-08	1.0E+06	4.0E-02
337	0.1505	1.44E-02	2.2E-03	1.05E-03	2.26E-06	0.12	1.57E-01	4.18E-08	1.0E+06	4.2E-02
338	0.15634	1.44E-02	2.2E-03	1.05E-03	2.35E-06	0.12	1.57E-01	4.35E-08	1.0E+06	4.3E-02
339	0.15948	1.44E-02	2.3E-03	1.05E-03	2.39E-06	0.12	1.57E-01	4.43E-08	1.0E+06	4.4E-02

Ventura Ranch

P2 (off) - Site Preparation

		Cancer Risk from Birth to 2 years								
Receptor #	Conc	g/sec	Cair	Dose Constant	Dose	ED	Risk Constant	Risk	Constant 2	Risk/ Million
340	0.16111	1.44E-02	2.3E-03	1.05E-03	2.42E-06	0.12	1.57E-01	4.48E-08	1.0E+06	4.5E-02
341	0.16852	1.44E-02	2.4E-03	1.05E-03	2.53E-06	0.12	1.57E-01	4.68E-08	1.0E+06	4.7E-02
342	0.1748	1.44E-02	2.5E-03	1.05E-03	2.62E-06	0.12	1.57E-01	4.86E-08	1.0E+06	4.9E-02
343	0.17194	1.44E-02	2.5E-03	1.05E-03	2.58E-06	0.12	1.57E-01	4.78E-08	1.0E+06	4.8E-02
344	0.16765	1.44E-02	2.4E-03	1.05E-03	2.52E-06	0.12	1.57E-01	4.66E-08	1.0E+06	4.7E-02
345	0.09325	1.44E-02	1.3E-03	1.05E-03	1.40E-06	0.12	1.57E-01	2.59E-08	1.0E+06	2.6E-02
346	0.09924	1.44E-02	1.4E-03	1.05E-03	1.49E-06	0.12	1.57E-01	2.76E-08	1.0E+06	2.8E-02
347	0.10487	1.44E-02	1.5E-03	1.05E-03	1.57E-06	0.12	1.57E-01	2.91E-08	1.0E+06	2.9E-02
348	0.11045	1.44E-02	1.6E-03	1.05E-03	1.66E-06	0.12	1.57E-01	3.07E-08	1.0E+06	3.1E-02
349	0.11449	1.44E-02	1.6E-03	1.05E-03	1.72E-06	0.12	1.57E-01	3.18E-08	1.0E+06	3.2E-02
350	0.12065	1.44E-02	1.7E-03	1.05E-03	1.81E-06	0.12	1.57E-01	3.35E-08	1.0E+06	3.4E-02
351	0.12836	1.44E-02	1.8E-03	1.05E-03	1.93E-06	0.12	1.57E-01	3.57E-08	1.0E+06	3.6E-02
352	0.13304	1.44E-02	1.9E-03	1.05E-03	2.00E-06	0.12	1.57E-01	3.70E-08	1.0E+06	3.7E-02
353	0.13777	1.44E-02	2.0E-03	1.05E-03	2.07E-06	0.12	1.57E-01	3.83E-08	1.0E+06	3.8E-02
354	0.14295	1.44E-02	2.1E-03	1.05E-03	2.15E-06	0.12	1.57E-01	3.97E-08	1.0E+06	4.0E-02
355	0.14598	1.44E-02	2.1E-03	1.05E-03	2.19E-06	0.12	1.57E-01	4.06E-08	1.0E+06	4.1E-02
356	0.14607	1.44E-02	2.1E-03	1.05E-03	2.19E-06	0.12	1.57E-01	4.06E-08	1.0E+06	4.1E-02
357	0.15236	1.44E-02	2.2E-03	1.05E-03	2.29E-06	0.12	1.57E-01	4.23E-08	1.0E+06	4.2E-02
358	0.1575	1.44E-02	2.3E-03	1.05E-03	2.36E-06	0.12	1.57E-01	4.38E-08	1.0E+06	4.4E-02
359	0.15633	1.44E-02	2.2E-03	1.05E-03	2.35E-06	0.12	1.57E-01	4.34E-08	1.0E+06	4.3E-02
360	0.14827	1.44E-02	2.1E-03	1.05E-03	2.23E-06	0.12	1.57E-01	4.12E-08	1.0E+06	4.1E-02

Ventura Ranch

P2 (off) - Site Preparation

							Cancer Risk from 2 to 16 years			
Receptor #	Conc	g/sec	Cair	Dose Constant	Dose	ED	Risk Constant	Risk	Constant 2	Risk/ Million
1	2.67098	1.44E-02	3.8E-02	6.05E-04	2.32E-05	0.13	4.71E-02	1.41E-07	1.0E+06	1.4E-01
2	2.45341	1.44E-02	3.5E-02	6.05E-04	2.13E-05	0.13	4.71E-02	1.29E-07	1.0E+06	1.3E-01
3	2.19485	1.44E-02	3.2E-02	6.05E-04	1.91E-05	0.13	4.71E-02	1.16E-07	1.0E+06	1.2E-01
4	1.9156	1.44E-02	2.8E-02	6.05E-04	1.66E-05	0.13	4.71E-02	1.01E-07	1.0E+06	1.0E-01
5	1.63414	1.44E-02	2.3E-02	6.05E-04	1.42E-05	0.13	4.71E-02	8.62E-08	1.0E+06	8.6E-02
6	1.36653	1.44E-02	2.0E-02	6.05E-04	1.19E-05	0.13	4.71E-02	7.21E-08	1.0E+06	7.2E-02
7	1.11921	1.44E-02	1.6E-02	6.05E-04	9.73E-06	0.13	4.71E-02	5.90E-08	1.0E+06	5.9E-02
8	0.90445	1.44E-02	1.3E-02	6.05E-04	7.86E-06	0.13	4.71E-02	4.77E-08	1.0E+06	4.8E-02
9	0.72633	1.44E-02	1.0E-02	6.05E-04	6.31E-06	0.13	4.71E-02	3.83E-08	1.0E+06	3.8E-02
10	0.58135	1.44E-02	8.4E-03	6.05E-04	5.05E-06	0.13	4.71E-02	3.07E-08	1.0E+06	3.1E-02
11	0.46544	1.44E-02	6.7E-03	6.05E-04	4.05E-06	0.13	4.71E-02	2.46E-08	1.0E+06	2.5E-02
12	0.37348	1.44E-02	5.4E-03	6.05E-04	3.25E-06	0.13	4.71E-02	1.97E-08	1.0E+06	2.0E-02
13	0.30316	1.44E-02	4.4E-03	6.05E-04	2.63E-06	0.13	4.71E-02	1.60E-08	1.0E+06	1.6E-02
14	0.21946	1.44E-02	3.2E-03	6.05E-04	1.91E-06	0.13	4.71E-02	1.16E-08	1.0E+06	1.2E-02
15	0.18218	1.44E-02	2.6E-03	6.05E-04	1.58E-06	0.13	4.71E-02	9.61E-09	1.0E+06	9.6E-03
16	0.1556	1.44E-02	2.2E-03	6.05E-04	1.35E-06	0.13	4.71E-02	8.21E-09	1.0E+06	8.2E-03
17	0.12787	1.44E-02	1.8E-03	6.05E-04	1.11E-06	0.13	4.71E-02	6.75E-09	1.0E+06	6.7E-03
18	0.11431	1.44E-02	1.6E-03	6.05E-04	9.93E-07	0.13	4.71E-02	6.03E-09	1.0E+06	6.0E-03
19	0.09741	1.44E-02	1.4E-03	6.05E-04	8.47E-07	0.13	4.71E-02	5.14E-09	1.0E+06	5.1E-03
20	0.08665	1.44E-02	1.2E-03	6.05E-04	7.53E-07	0.13	4.71E-02	4.57E-09	1.0E+06	4.6E-03
21	0.07532	1.44E-02	1.1E-03	6.05E-04	6.55E-07	0.13	4.71E-02	3.97E-09	1.0E+06	4.0E-03
22	1.18188	1.44E-02	1.7E-02	6.05E-04	1.03E-05	0.13	4.71E-02	6.24E-08	1.0E+06	6.2E-02
23	0.94379	1.44E-02	1.4E-02	6.05E-04	8.20E-06	0.13	4.71E-02	4.98E-08	1.0E+06	5.0E-02
24	0.74826	1.44E-02	1.1E-02	6.05E-04	6.50E-06	0.13	4.71E-02	3.95E-08	1.0E+06	3.9E-02
25	0.59227	1.44E-02	8.5E-03	6.05E-04	5.15E-06	0.13	4.71E-02	3.12E-08	1.0E+06	3.1E-02
26	0.47052	1.44E-02	6.8E-03	6.05E-04	4.09E-06	0.13	4.71E-02	2.48E-08	1.0E+06	2.5E-02
27	0.37498	1.44E-02	5.4E-03	6.05E-04	3.26E-06	0.13	4.71E-02	1.98E-08	1.0E+06	2.0E-02
28	0.30297	1.44E-02	4.4E-03	6.05E-04	2.63E-06	0.13	4.71E-02	1.60E-08	1.0E+06	1.6E-02
29	0.22015	1.44E-02	3.2E-03	6.05E-04	1.91E-06	0.13	4.71E-02	1.16E-08	1.0E+06	1.2E-02
30	0.18674	1.44E-02	2.7E-03	6.05E-04	1.62E-06	0.13	4.71E-02	9.85E-09	1.0E+06	9.9E-03
31	0.15059	1.44E-02	2.2E-03	6.05E-04	1.31E-06	0.13	4.71E-02	7.94E-09	1.0E+06	7.9E-03

Ventura Ranch

P2 (off) - Site Preparation

							Cancer Risk from 2 to 16 years			
Receptor #	Conc	g/sec	Cair	Dose Constant	Dose	ED	Risk Constant	Risk	Constant 2	Risk/ Million
32	0.11128	1.44E-02	1.6E-03	6.05E-04	9.67E-07	0.13	4.71E-02	5.87E-09	1.0E+06	5.9E-03
33	0.10293	1.44E-02	1.5E-03	6.05E-04	8.95E-07	0.13	4.71E-02	5.43E-09	1.0E+06	5.4E-03
34	0.10033	1.44E-02	1.4E-03	6.05E-04	8.72E-07	0.13	4.71E-02	5.29E-09	1.0E+06	5.3E-03
35	0.25228	1.44E-02	3.6E-03	6.05E-04	2.19E-06	0.13	4.71E-02	1.33E-08	1.0E+06	1.3E-02
36	0.18922	1.44E-02	2.7E-03	6.05E-04	1.64E-06	0.13	4.71E-02	9.98E-09	1.0E+06	1.0E-02
37	3.20186	1.44E-02	4.6E-02	6.05E-04	2.78E-05	0.13	4.71E-02	1.69E-07	1.0E+06	1.7E-01
38	3.64555	1.44E-02	5.2E-02	6.05E-04	3.17E-05	0.13	4.71E-02	1.92E-07	1.0E+06	1.9E-01
39	3.98361	1.44E-02	5.7E-02	6.05E-04	3.46E-05	0.13	4.71E-02	2.10E-07	1.0E+06	2.1E-01
40	4.18322	1.44E-02	6.0E-02	6.05E-04	3.64E-05	0.13	4.71E-02	2.21E-07	1.0E+06	2.2E-01
41	3.39741	1.44E-02	4.9E-02	6.05E-04	2.95E-05	0.13	4.71E-02	1.79E-07	1.0E+06	1.8E-01
42	3.9502	1.44E-02	5.7E-02	6.05E-04	3.43E-05	0.13	4.71E-02	2.08E-07	1.0E+06	2.1E-01
43	4.40314	1.44E-02	6.3E-02	6.05E-04	3.83E-05	0.13	4.71E-02	2.32E-07	1.0E+06	2.3E-01
44	4.7168	1.44E-02	6.8E-02	6.05E-04	4.10E-05	0.13	4.71E-02	2.49E-07	1.0E+06	2.5E-01
45	4.8382	1.44E-02	6.9E-02	6.05E-04	4.20E-05	0.13	4.71E-02	2.55E-07	1.0E+06	2.6E-01
46	1.10847	1.44E-02	1.6E-02	6.05E-04	9.63E-06	0.13	4.71E-02	5.85E-08	1.0E+06	5.8E-02
47	0.83146	1.44E-02	1.2E-02	6.05E-04	7.23E-06	0.13	4.71E-02	4.39E-08	1.0E+06	4.4E-02
48	4.26202	1.44E-02	6.1E-02	6.05E-04	3.70E-05	0.13	4.71E-02	2.25E-07	1.0E+06	2.2E-01
49	4.8893	1.44E-02	7.0E-02	6.05E-04	4.25E-05	0.13	4.71E-02	2.58E-07	1.0E+06	2.6E-01
50	5.34441	1.44E-02	7.7E-02	6.05E-04	4.64E-05	0.13	4.71E-02	2.82E-07	1.0E+06	2.8E-01
51	5.52064	1.44E-02	7.9E-02	6.05E-04	4.80E-05	0.13	4.71E-02	2.91E-07	1.0E+06	2.9E-01
52	1.15052	1.44E-02	1.7E-02	6.05E-04	1.00E-05	0.13	4.71E-02	6.07E-08	1.0E+06	6.1E-02
53	0.8505	1.44E-02	1.2E-02	6.05E-04	7.39E-06	0.13	4.71E-02	4.49E-08	1.0E+06	4.5E-02
54	0.63724	1.44E-02	9.2E-03	6.05E-04	5.54E-06	0.13	4.71E-02	3.36E-08	1.0E+06	3.4E-02
55	5.34838	1.44E-02	7.7E-02	6.05E-04	4.65E-05	0.13	4.71E-02	2.82E-07	1.0E+06	2.8E-01
56	6.00741	1.44E-02	8.6E-02	6.05E-04	5.22E-05	0.13	4.71E-02	3.17E-07	1.0E+06	3.2E-01
57	6.31971	1.44E-02	9.1E-02	6.05E-04	5.49E-05	0.13	4.71E-02	3.33E-07	1.0E+06	3.3E-01
58	6.1613	1.44E-02	8.8E-02	6.05E-04	5.35E-05	0.13	4.71E-02	3.25E-07	1.0E+06	3.3E-01
59	1.19332	1.44E-02	1.7E-02	6.05E-04	1.04E-05	0.13	4.71E-02	6.30E-08	1.0E+06	6.3E-02
60	0.86863	1.44E-02	1.2E-02	6.05E-04	7.55E-06	0.13	4.71E-02	4.58E-08	1.0E+06	4.6E-02
61	0.64551	1.44E-02	9.3E-03	6.05E-04	5.61E-06	0.13	4.71E-02	3.41E-08	1.0E+06	3.4E-02
62	1.23707	1.44E-02	1.8E-02	6.05E-04	1.08E-05	0.13	4.71E-02	6.53E-08	1.0E+06	6.5E-02

Ventura Ranch

P2 (off) - Site Preparation

							Cancer Risk from 2 to 16 years			
Receptor #	Conc	g/sec	Cair	Dose Constant	Dose	ED	Risk Constant	Risk	Constant 2	Risk/ Million
63	0.88737	1.44E-02	1.3E-02	6.05E-04	7.71E-06	0.13	4.71E-02	4.68E-08	1.0E+06	4.7E-02
64	0.65477	1.44E-02	9.4E-03	6.05E-04	5.69E-06	0.13	4.71E-02	3.45E-08	1.0E+06	3.5E-02
65	0.90792	1.44E-02	1.3E-02	6.05E-04	7.89E-06	0.13	4.71E-02	4.79E-08	1.0E+06	4.8E-02
66	5.53785	1.44E-02	8.0E-02	6.05E-04	4.81E-05	0.13	4.71E-02	2.92E-07	1.0E+06	2.9E-01
67	7.41069	1.44E-02	1.1E-01	6.05E-04	6.44E-05	0.13	4.71E-02	3.91E-07	1.0E+06	3.9E-01
68	0.2113	1.44E-02	3.0E-03	6.05E-04	1.84E-06	0.13	4.71E-02	1.11E-08	1.0E+06	1.1E-02
69	0.18144	1.44E-02	2.6E-03	6.05E-04	1.58E-06	0.13	4.71E-02	9.57E-09	1.0E+06	9.6E-03
70	0.15842	1.44E-02	2.3E-03	6.05E-04	1.38E-06	0.13	4.71E-02	8.36E-09	1.0E+06	8.4E-03
71	0.14215	1.44E-02	2.0E-03	6.05E-04	1.24E-06	0.13	4.71E-02	7.50E-09	1.0E+06	7.5E-03
72	5.80901	1.44E-02	8.3E-02	6.05E-04	5.05E-05	0.13	4.71E-02	3.06E-07	1.0E+06	3.1E-01
73	8.18395	1.44E-02	1.2E-01	6.05E-04	7.11E-05	0.13	4.71E-02	4.32E-07	1.0E+06	4.3E-01
74	0.2666	1.44E-02	3.8E-03	6.05E-04	2.32E-06	0.13	4.71E-02	1.41E-08	1.0E+06	1.4E-02
75	0.22965	1.44E-02	3.3E-03	6.05E-04	2.00E-06	0.13	4.71E-02	1.21E-08	1.0E+06	1.2E-02
76	0.19904	1.44E-02	2.9E-03	6.05E-04	1.73E-06	0.13	4.71E-02	1.05E-08	1.0E+06	1.1E-02
77	0.17456	1.44E-02	2.5E-03	6.05E-04	1.52E-06	0.13	4.71E-02	9.21E-09	1.0E+06	9.2E-03
78	0.15994	1.44E-02	2.3E-03	6.05E-04	1.39E-06	0.13	4.71E-02	8.44E-09	1.0E+06	8.4E-03
79	5.96334	1.44E-02	8.6E-02	6.05E-04	5.18E-05	0.13	4.71E-02	3.15E-07	1.0E+06	3.1E-01
80	8.91852	1.44E-02	1.3E-01	6.05E-04	7.75E-05	0.13	4.71E-02	4.71E-07	1.0E+06	4.7E-01
81	0.29066	1.44E-02	4.2E-03	6.05E-04	2.53E-06	0.13	4.71E-02	1.53E-08	1.0E+06	1.5E-02
82	0.2531	1.44E-02	3.6E-03	6.05E-04	2.20E-06	0.13	4.71E-02	1.34E-08	1.0E+06	1.3E-02
83	0.22851	1.44E-02	3.3E-03	6.05E-04	1.99E-06	0.13	4.71E-02	1.21E-08	1.0E+06	1.2E-02
84	0.21076	1.44E-02	3.0E-03	6.05E-04	1.83E-06	0.13	4.71E-02	1.11E-08	1.0E+06	1.1E-02
85	0.18748	1.44E-02	2.7E-03	6.05E-04	1.63E-06	0.13	4.71E-02	9.89E-09	1.0E+06	9.9E-03
86	6.04208	1.44E-02	8.7E-02	6.05E-04	5.25E-05	0.13	4.71E-02	3.19E-07	1.0E+06	3.2E-01
87	11.4022	1.44E-02	1.6E-01	6.05E-04	9.91E-05	0.13	4.71E-02	6.02E-07	1.0E+06	6.0E-01
88	0.2944	1.44E-02	4.2E-03	6.05E-04	2.56E-06	0.13	4.71E-02	1.55E-08	1.0E+06	1.6E-02
89	1.39036	1.44E-02	2.0E-02	6.05E-04	1.21E-05	0.13	4.71E-02	7.34E-08	1.0E+06	7.3E-02
90	0.92168	1.44E-02	1.3E-02	6.05E-04	8.01E-06	0.13	4.71E-02	4.86E-08	1.0E+06	4.9E-02
91	1.07779	1.44E-02	1.5E-02	6.05E-04	9.37E-06	0.13	4.71E-02	5.69E-08	1.0E+06	5.7E-02
92	1.2919	1.44E-02	1.9E-02	6.05E-04	1.12E-05	0.13	4.71E-02	6.82E-08	1.0E+06	6.8E-02
93	0.74292	1.44E-02	1.1E-02	6.05E-04	6.46E-06	0.13	4.71E-02	3.92E-08	1.0E+06	3.9E-02

Ventura Ranch

P2 (off) - Site Preparation

		Cancer Risk from 2 to 16 years								
Receptor #	Conc	g/sec	Cair	Dose Constant	Dose	ED	Risk Constant	Risk	Constant 2	Risk/ Million
94	0.85526	1.44E-02	1.2E-02	6.05E-04	7.43E-06	0.13	4.71E-02	4.51E-08	1.0E+06	4.5E-02
95	1.00801	1.44E-02	1.4E-02	6.05E-04	8.76E-06	0.13	4.71E-02	5.32E-08	1.0E+06	5.3E-02
96	1.25478	1.44E-02	1.8E-02	6.05E-04	1.09E-05	0.13	4.71E-02	6.62E-08	1.0E+06	6.6E-02
97	1.62773	1.44E-02	2.3E-02	6.05E-04	1.41E-05	0.13	4.71E-02	8.59E-08	1.0E+06	8.6E-02
98	2.13601	1.44E-02	3.1E-02	6.05E-04	1.86E-05	0.13	4.71E-02	1.13E-07	1.0E+06	1.1E-01
99	0.60086	1.44E-02	8.6E-03	6.05E-04	5.22E-06	0.13	4.71E-02	3.17E-08	1.0E+06	3.2E-02
100	0.68244	1.44E-02	9.8E-03	6.05E-04	5.93E-06	0.13	4.71E-02	3.60E-08	1.0E+06	3.6E-02
101	0.79286	1.44E-02	1.1E-02	6.05E-04	6.89E-06	0.13	4.71E-02	4.18E-08	1.0E+06	4.2E-02
102	0.96107	1.44E-02	1.4E-02	6.05E-04	8.35E-06	0.13	4.71E-02	5.07E-08	1.0E+06	5.1E-02
103	1.20351	1.44E-02	1.7E-02	6.05E-04	1.05E-05	0.13	4.71E-02	6.35E-08	1.0E+06	6.3E-02
104	1.55809	1.44E-02	2.2E-02	6.05E-04	1.35E-05	0.13	4.71E-02	8.22E-08	1.0E+06	8.2E-02
105	2.09301	1.44E-02	3.0E-02	6.05E-04	1.82E-05	0.13	4.71E-02	1.10E-07	1.0E+06	1.1E-01
106	2.97557	1.44E-02	4.3E-02	6.05E-04	2.59E-05	0.13	4.71E-02	1.57E-07	1.0E+06	1.6E-01
107	4.63182	1.44E-02	6.7E-02	6.05E-04	4.03E-05	0.13	4.71E-02	2.44E-07	1.0E+06	2.4E-01
108	10.79804	1.44E-02	1.6E-01	6.05E-04	9.38E-05	0.13	4.71E-02	5.70E-07	1.0E+06	5.7E-01
109	0.48682	1.44E-02	7.0E-03	6.05E-04	4.23E-06	0.13	4.71E-02	2.57E-08	1.0E+06	2.6E-02
110	0.5467	1.44E-02	7.9E-03	6.05E-04	4.75E-06	0.13	4.71E-02	2.88E-08	1.0E+06	2.9E-02
111	0.62996	1.44E-02	9.0E-03	6.05E-04	5.48E-06	0.13	4.71E-02	3.32E-08	1.0E+06	3.3E-02
112	0.75252	1.44E-02	1.1E-02	6.05E-04	6.54E-06	0.13	4.71E-02	3.97E-08	1.0E+06	4.0E-02
113	0.90428	1.44E-02	1.3E-02	6.05E-04	7.86E-06	0.13	4.71E-02	4.77E-08	1.0E+06	4.8E-02
114	1.10605	1.44E-02	1.6E-02	6.05E-04	9.61E-06	0.13	4.71E-02	5.84E-08	1.0E+06	5.8E-02
115	1.38599	1.44E-02	2.0E-02	6.05E-04	1.20E-05	0.13	4.71E-02	7.31E-08	1.0E+06	7.3E-02
116	1.77871	1.44E-02	2.6E-02	6.05E-04	1.55E-05	0.13	4.71E-02	9.38E-08	1.0E+06	9.4E-02
117	2.47871	1.44E-02	3.6E-02	6.05E-04	2.15E-05	0.13	4.71E-02	1.31E-07	1.0E+06	1.3E-01
118	3.8224	1.44E-02	5.5E-02	6.05E-04	3.32E-05	0.13	4.71E-02	2.02E-07	1.0E+06	2.0E-01
119	5.40749	1.44E-02	7.8E-02	6.05E-04	4.70E-05	0.13	4.71E-02	2.85E-07	1.0E+06	2.9E-01
120	5.7689	1.44E-02	8.3E-02	6.05E-04	5.01E-05	0.13	4.71E-02	3.04E-07	1.0E+06	3.0E-01
121	5.38075	1.44E-02	7.7E-02	6.05E-04	4.68E-05	0.13	4.71E-02	2.84E-07	1.0E+06	2.8E-01
122	4.80828	1.44E-02	6.9E-02	6.05E-04	4.18E-05	0.13	4.71E-02	2.54E-07	1.0E+06	2.5E-01
123	0.39835	1.44E-02	5.7E-03	6.05E-04	3.46E-06	0.13	4.71E-02	2.10E-08	1.0E+06	2.1E-02
124	0.44399	1.44E-02	6.4E-03	6.05E-04	3.86E-06	0.13	4.71E-02	2.34E-08	1.0E+06	2.3E-02

Ventura Ranch

P2 (off) - Site Preparation

		Cancer Risk from 2 to 16 years								
Receptor #	Conc	g/sec	Cair	Dose Constant	Dose	ED	Risk Constant	Risk	Constant 2	Risk/ Million
125	0.5063	1.44E-02	7.3E-03	6.05E-04	4.40E-06	0.13	4.71E-02	2.67E-08	1.0E+06	2.7E-02
126	0.59241	1.44E-02	8.5E-03	6.05E-04	5.15E-06	0.13	4.71E-02	3.13E-08	1.0E+06	3.1E-02
127	0.69278	1.44E-02	1.0E-02	6.05E-04	6.02E-06	0.13	4.71E-02	3.66E-08	1.0E+06	3.7E-02
128	0.82179	1.44E-02	1.2E-02	6.05E-04	7.14E-06	0.13	4.71E-02	4.34E-08	1.0E+06	4.3E-02
129	0.99465	1.44E-02	1.4E-02	6.05E-04	8.64E-06	0.13	4.71E-02	5.25E-08	1.0E+06	5.2E-02
130	1.21672	1.44E-02	1.7E-02	6.05E-04	1.06E-05	0.13	4.71E-02	6.42E-08	1.0E+06	6.4E-02
131	1.562	1.44E-02	2.2E-02	6.05E-04	1.36E-05	0.13	4.71E-02	8.24E-08	1.0E+06	8.2E-02
132	2.0355	1.44E-02	2.9E-02	6.05E-04	1.77E-05	0.13	4.71E-02	1.07E-07	1.0E+06	1.1E-01
133	2.61423	1.44E-02	3.8E-02	6.05E-04	2.27E-05	0.13	4.71E-02	1.38E-07	1.0E+06	1.4E-01
134	3.10875	1.44E-02	4.5E-02	6.05E-04	2.70E-05	0.13	4.71E-02	1.64E-07	1.0E+06	1.6E-01
135	3.32013	1.44E-02	4.8E-02	6.05E-04	2.89E-05	0.13	4.71E-02	1.75E-07	1.0E+06	1.8E-01
136	3.28526	1.44E-02	4.7E-02	6.05E-04	2.86E-05	0.13	4.71E-02	1.73E-07	1.0E+06	1.7E-01
137	3.17209	1.44E-02	4.6E-02	6.05E-04	2.76E-05	0.13	4.71E-02	1.67E-07	1.0E+06	1.7E-01
138	2.97963	1.44E-02	4.3E-02	6.05E-04	2.59E-05	0.13	4.71E-02	1.57E-07	1.0E+06	1.6E-01
139	0.33119	1.44E-02	4.8E-03	6.05E-04	2.88E-06	0.13	4.71E-02	1.75E-08	1.0E+06	1.7E-02
140	0.36704	1.44E-02	5.3E-03	6.05E-04	3.19E-06	0.13	4.71E-02	1.94E-08	1.0E+06	1.9E-02
141	0.41424	1.44E-02	6.0E-03	6.05E-04	3.60E-06	0.13	4.71E-02	2.19E-08	1.0E+06	2.2E-02
142	0.47655	1.44E-02	6.8E-03	6.05E-04	4.14E-06	0.13	4.71E-02	2.51E-08	1.0E+06	2.5E-02
143	0.54806	1.44E-02	7.9E-03	6.05E-04	4.76E-06	0.13	4.71E-02	2.89E-08	1.0E+06	2.9E-02
144	0.63954	1.44E-02	9.2E-03	6.05E-04	5.56E-06	0.13	4.71E-02	3.37E-08	1.0E+06	3.4E-02
145	0.74967	1.44E-02	1.1E-02	6.05E-04	6.52E-06	0.13	4.71E-02	3.96E-08	1.0E+06	4.0E-02
146	0.89666	1.44E-02	1.3E-02	6.05E-04	7.79E-06	0.13	4.71E-02	4.73E-08	1.0E+06	4.7E-02
147	1.09448	1.44E-02	1.6E-02	6.05E-04	9.51E-06	0.13	4.71E-02	5.77E-08	1.0E+06	5.8E-02
148	1.30998	1.44E-02	1.9E-02	6.05E-04	1.14E-05	0.13	4.71E-02	6.91E-08	1.0E+06	6.9E-02
149	1.58007	1.44E-02	2.3E-02	6.05E-04	1.37E-05	0.13	4.71E-02	8.34E-08	1.0E+06	8.3E-02
150	1.86655	1.44E-02	2.7E-02	6.05E-04	1.62E-05	0.13	4.71E-02	9.85E-08	1.0E+06	9.8E-02
151	2.02732	1.44E-02	2.9E-02	6.05E-04	1.76E-05	0.13	4.71E-02	1.07E-07	1.0E+06	1.1E-01
152	2.12991	1.44E-02	3.1E-02	6.05E-04	1.85E-05	0.13	4.71E-02	1.12E-07	1.0E+06	1.1E-01
153	2.22202	1.44E-02	3.2E-02	6.05E-04	1.93E-05	0.13	4.71E-02	1.17E-07	1.0E+06	1.2E-01
154	2.19845	1.44E-02	3.2E-02	6.05E-04	1.91E-05	0.13	4.71E-02	1.16E-07	1.0E+06	1.2E-01
155	0.27998	1.44E-02	4.0E-03	6.05E-04	2.43E-06	0.13	4.71E-02	1.48E-08	1.0E+06	1.5E-02

Ventura Ranch

P2 (off) - Site Preparation

							Cancer Risk from 2 to 16 years			
Receptor #	Conc	g/sec	Cair	Dose Constant	Dose	ED	Risk Constant	Risk	Constant 2	Risk/ Million
156	0.309	1.44E-02	4.4E-03	6.05E-04	2.69E-06	0.13	4.71E-02	1.63E-08	1.0E+06	1.6E-02
157	0.346	1.44E-02	5.0E-03	6.05E-04	3.01E-06	0.13	4.71E-02	1.83E-08	1.0E+06	1.8E-02
158	0.3932	1.44E-02	5.6E-03	6.05E-04	3.42E-06	0.13	4.71E-02	2.07E-08	1.0E+06	2.1E-02
159	0.44781	1.44E-02	6.4E-03	6.05E-04	3.89E-06	0.13	4.71E-02	2.36E-08	1.0E+06	2.4E-02
160	0.51676	1.44E-02	7.4E-03	6.05E-04	4.49E-06	0.13	4.71E-02	2.73E-08	1.0E+06	2.7E-02
161	0.592	1.44E-02	8.5E-03	6.05E-04	5.15E-06	0.13	4.71E-02	3.12E-08	1.0E+06	3.1E-02
162	0.6932	1.44E-02	1.0E-02	6.05E-04	6.02E-06	0.13	4.71E-02	3.66E-08	1.0E+06	3.7E-02
163	0.81822	1.44E-02	1.2E-02	6.05E-04	7.11E-06	0.13	4.71E-02	4.32E-08	1.0E+06	4.3E-02
164	0.94363	1.44E-02	1.4E-02	6.05E-04	8.20E-06	0.13	4.71E-02	4.98E-08	1.0E+06	5.0E-02
165	1.07991	1.44E-02	1.6E-02	6.05E-04	9.39E-06	0.13	4.71E-02	5.70E-08	1.0E+06	5.7E-02
166	1.2421	1.44E-02	1.8E-02	6.05E-04	1.08E-05	0.13	4.71E-02	6.55E-08	1.0E+06	6.6E-02
167	1.35805	1.44E-02	2.0E-02	6.05E-04	1.18E-05	0.13	4.71E-02	7.16E-08	1.0E+06	7.2E-02
168	1.43429	1.44E-02	2.1E-02	6.05E-04	1.25E-05	0.13	4.71E-02	7.57E-08	1.0E+06	7.6E-02
169	1.54069	1.44E-02	2.2E-02	6.05E-04	1.34E-05	0.13	4.71E-02	8.13E-08	1.0E+06	8.1E-02
170	1.57773	1.44E-02	2.3E-02	6.05E-04	1.37E-05	0.13	4.71E-02	8.32E-08	1.0E+06	8.3E-02
171	0.24078	1.44E-02	3.5E-03	6.05E-04	2.09E-06	0.13	4.71E-02	1.27E-08	1.0E+06	1.3E-02
172	0.26485	1.44E-02	3.8E-03	6.05E-04	2.30E-06	0.13	4.71E-02	1.40E-08	1.0E+06	1.4E-02
173	0.2948	1.44E-02	4.2E-03	6.05E-04	2.56E-06	0.13	4.71E-02	1.56E-08	1.0E+06	1.6E-02
174	0.33212	1.44E-02	4.8E-03	6.05E-04	2.89E-06	0.13	4.71E-02	1.75E-08	1.0E+06	1.8E-02
175	0.37563	1.44E-02	5.4E-03	6.05E-04	3.26E-06	0.13	4.71E-02	1.98E-08	1.0E+06	2.0E-02
176	0.42929	1.44E-02	6.2E-03	6.05E-04	3.73E-06	0.13	4.71E-02	2.26E-08	1.0E+06	2.3E-02
177	0.48228	1.44E-02	6.9E-03	6.05E-04	4.19E-06	0.13	4.71E-02	2.54E-08	1.0E+06	2.5E-02
178	0.55256	1.44E-02	7.9E-03	6.05E-04	4.80E-06	0.13	4.71E-02	2.92E-08	1.0E+06	2.9E-02
179	0.63601	1.44E-02	9.1E-03	6.05E-04	5.53E-06	0.13	4.71E-02	3.36E-08	1.0E+06	3.4E-02
180	0.71125	1.44E-02	1.0E-02	6.05E-04	6.18E-06	0.13	4.71E-02	3.75E-08	1.0E+06	3.8E-02
181	0.79534	1.44E-02	1.1E-02	6.05E-04	6.91E-06	0.13	4.71E-02	4.20E-08	1.0E+06	4.2E-02
182	0.89614	1.44E-02	1.3E-02	6.05E-04	7.79E-06	0.13	4.71E-02	4.73E-08	1.0E+06	4.7E-02
183	0.97048	1.44E-02	1.4E-02	6.05E-04	8.43E-06	0.13	4.71E-02	5.12E-08	1.0E+06	5.1E-02
184	1.01982	1.44E-02	1.5E-02	6.05E-04	8.86E-06	0.13	4.71E-02	5.38E-08	1.0E+06	5.4E-02
185	1.10178	1.44E-02	1.6E-02	6.05E-04	9.58E-06	0.13	4.71E-02	5.81E-08	1.0E+06	5.8E-02
186	1.14432	1.44E-02	1.6E-02	6.05E-04	9.95E-06	0.13	4.71E-02	6.04E-08	1.0E+06	6.0E-02

Ventura Ranch

P2 (off) - Site Preparation

		Cancer Risk from 2 to 16 years								
Receptor #	Conc	g/sec	Cair	Dose Constant	Dose	ED	Risk Constant	Risk	Constant 2	Risk/ Million
187	0.21036	1.44E-02	3.0E-03	6.05E-04	1.83E-06	0.13	4.71E-02	1.11E-08	1.0E+06	1.1E-02
188	0.23085	1.44E-02	3.3E-03	6.05E-04	2.01E-06	0.13	4.71E-02	1.22E-08	1.0E+06	1.2E-02
189	0.25578	1.44E-02	3.7E-03	6.05E-04	2.22E-06	0.13	4.71E-02	1.35E-08	1.0E+06	1.3E-02
190	0.28603	1.44E-02	4.1E-03	6.05E-04	2.49E-06	0.13	4.71E-02	1.51E-08	1.0E+06	1.5E-02
191	0.32136	1.44E-02	4.6E-03	6.05E-04	2.79E-06	0.13	4.71E-02	1.70E-08	1.0E+06	1.7E-02
192	0.3637	1.44E-02	5.2E-03	6.05E-04	3.16E-06	0.13	4.71E-02	1.92E-08	1.0E+06	1.9E-02
193	0.40006	1.44E-02	5.7E-03	6.05E-04	3.48E-06	0.13	4.71E-02	2.11E-08	1.0E+06	2.1E-02
194	0.45033	1.44E-02	6.5E-03	6.05E-04	3.91E-06	0.13	4.71E-02	2.38E-08	1.0E+06	2.4E-02
195	0.50958	1.44E-02	7.3E-03	6.05E-04	4.43E-06	0.13	4.71E-02	2.69E-08	1.0E+06	2.7E-02
196	0.56042	1.44E-02	8.0E-03	6.05E-04	4.87E-06	0.13	4.71E-02	2.96E-08	1.0E+06	3.0E-02
197	0.61474	1.44E-02	8.8E-03	6.05E-04	5.34E-06	0.13	4.71E-02	3.24E-08	1.0E+06	3.2E-02
198	0.6815	1.44E-02	9.8E-03	6.05E-04	5.92E-06	0.13	4.71E-02	3.60E-08	1.0E+06	3.6E-02
199	0.73149	1.44E-02	1.1E-02	6.05E-04	6.36E-06	0.13	4.71E-02	3.86E-08	1.0E+06	3.9E-02
200	0.75811	1.44E-02	1.1E-02	6.05E-04	6.59E-06	0.13	4.71E-02	4.00E-08	1.0E+06	4.0E-02
201	0.82051	1.44E-02	1.2E-02	6.05E-04	7.13E-06	0.13	4.71E-02	4.33E-08	1.0E+06	4.3E-02
202	0.85732	1.44E-02	1.2E-02	6.05E-04	7.45E-06	0.13	4.71E-02	4.52E-08	1.0E+06	4.5E-02
203	0.1864	1.44E-02	2.7E-03	6.05E-04	1.62E-06	0.13	4.71E-02	9.83E-09	1.0E+06	9.8E-03
204	0.20408	1.44E-02	2.9E-03	6.05E-04	1.77E-06	0.13	4.71E-02	1.08E-08	1.0E+06	1.1E-02
205	0.2251	1.44E-02	3.2E-03	6.05E-04	1.96E-06	0.13	4.71E-02	1.19E-08	1.0E+06	1.2E-02
206	0.25005	1.44E-02	3.6E-03	6.05E-04	2.17E-06	0.13	4.71E-02	1.32E-08	1.0E+06	1.3E-02
207	0.27869	1.44E-02	4.0E-03	6.05E-04	2.42E-06	0.13	4.71E-02	1.47E-08	1.0E+06	1.5E-02
208	0.3113	1.44E-02	4.5E-03	6.05E-04	2.71E-06	0.13	4.71E-02	1.64E-08	1.0E+06	1.6E-02
209	0.33769	1.44E-02	4.9E-03	6.05E-04	2.93E-06	0.13	4.71E-02	1.78E-08	1.0E+06	1.8E-02
210	0.37403	1.44E-02	5.4E-03	6.05E-04	3.25E-06	0.13	4.71E-02	1.97E-08	1.0E+06	2.0E-02
211	0.41692	1.44E-02	6.0E-03	6.05E-04	3.62E-06	0.13	4.71E-02	2.20E-08	1.0E+06	2.2E-02
212	0.45489	1.44E-02	6.5E-03	6.05E-04	3.95E-06	0.13	4.71E-02	2.40E-08	1.0E+06	2.4E-02
213	0.49382	1.44E-02	7.1E-03	6.05E-04	4.29E-06	0.13	4.71E-02	2.61E-08	1.0E+06	2.6E-02
214	0.54025	1.44E-02	7.8E-03	6.05E-04	4.70E-06	0.13	4.71E-02	2.85E-08	1.0E+06	2.9E-02
215	0.57284	1.44E-02	8.2E-03	6.05E-04	4.98E-06	0.13	4.71E-02	3.02E-08	1.0E+06	3.0E-02
216	0.58551	1.44E-02	8.4E-03	6.05E-04	5.09E-06	0.13	4.71E-02	3.09E-08	1.0E+06	3.1E-02
217	0.63237	1.44E-02	9.1E-03	6.05E-04	5.50E-06	0.13	4.71E-02	3.34E-08	1.0E+06	3.3E-02

Ventura Ranch

P2 (off) - Site Preparation

		Cancer Risk from 2 to 16 years								
Receptor #	Conc	g/sec	Cair	Dose Constant	Dose	ED	Risk Constant	Risk	Constant 2	Risk/ Million
218	0.66574	1.44E-02	9.6E-03	6.05E-04	5.79E-06	0.13	4.71E-02	3.51E-08	1.0E+06	3.5E-02
219	0.16719	1.44E-02	2.4E-03	6.05E-04	1.45E-06	0.13	4.71E-02	8.82E-09	1.0E+06	8.8E-03
220	0.18255	1.44E-02	2.6E-03	6.05E-04	1.59E-06	0.13	4.71E-02	9.63E-09	1.0E+06	9.6E-03
221	0.20046	1.44E-02	2.9E-03	6.05E-04	1.74E-06	0.13	4.71E-02	1.06E-08	1.0E+06	1.1E-02
222	0.21987	1.44E-02	3.2E-03	6.05E-04	1.91E-06	0.13	4.71E-02	1.16E-08	1.0E+06	1.2E-02
223	0.24257	1.44E-02	3.5E-03	6.05E-04	2.11E-06	0.13	4.71E-02	1.28E-08	1.0E+06	1.3E-02
224	0.26798	1.44E-02	3.8E-03	6.05E-04	2.33E-06	0.13	4.71E-02	1.41E-08	1.0E+06	1.4E-02
225	0.28994	1.44E-02	4.2E-03	6.05E-04	2.52E-06	0.13	4.71E-02	1.53E-08	1.0E+06	1.5E-02
226	0.31737	1.44E-02	4.6E-03	6.05E-04	2.76E-06	0.13	4.71E-02	1.67E-08	1.0E+06	1.7E-02
227	0.34823	1.44E-02	5.0E-03	6.05E-04	3.03E-06	0.13	4.71E-02	1.84E-08	1.0E+06	1.8E-02
228	0.37703	1.44E-02	5.4E-03	6.05E-04	3.28E-06	0.13	4.71E-02	1.99E-08	1.0E+06	2.0E-02
229	0.40814	1.44E-02	5.9E-03	6.05E-04	3.55E-06	0.13	4.71E-02	2.15E-08	1.0E+06	2.2E-02
230	0.44014	1.44E-02	6.3E-03	6.05E-04	3.83E-06	0.13	4.71E-02	2.32E-08	1.0E+06	2.3E-02
231	0.45136	1.44E-02	6.5E-03	6.05E-04	3.92E-06	0.13	4.71E-02	2.38E-08	1.0E+06	2.4E-02
232	0.4653	1.44E-02	6.7E-03	6.05E-04	4.04E-06	0.13	4.71E-02	2.45E-08	1.0E+06	2.5E-02
233	0.50198	1.44E-02	7.2E-03	6.05E-04	4.36E-06	0.13	4.71E-02	2.65E-08	1.0E+06	2.6E-02
234	0.52792	1.44E-02	7.6E-03	6.05E-04	4.59E-06	0.13	4.71E-02	2.79E-08	1.0E+06	2.8E-02
235	0.15147	1.44E-02	2.2E-03	6.05E-04	1.32E-06	0.13	4.71E-02	7.99E-09	1.0E+06	8.0E-03
236	0.16485	1.44E-02	2.4E-03	6.05E-04	1.43E-06	0.13	4.71E-02	8.70E-09	1.0E+06	8.7E-03
237	0.18018	1.44E-02	2.6E-03	6.05E-04	1.57E-06	0.13	4.71E-02	9.51E-09	1.0E+06	9.5E-03
238	0.19586	1.44E-02	2.8E-03	6.05E-04	1.70E-06	0.13	4.71E-02	1.03E-08	1.0E+06	1.0E-02
239	0.21342	1.44E-02	3.1E-03	6.05E-04	1.85E-06	0.13	4.71E-02	1.13E-08	1.0E+06	1.1E-02
240	0.23408	1.44E-02	3.4E-03	6.05E-04	2.03E-06	0.13	4.71E-02	1.23E-08	1.0E+06	1.2E-02
241	0.25292	1.44E-02	3.6E-03	6.05E-04	2.20E-06	0.13	4.71E-02	1.33E-08	1.0E+06	1.3E-02
242	0.27182	1.44E-02	3.9E-03	6.05E-04	2.36E-06	0.13	4.71E-02	1.43E-08	1.0E+06	1.4E-02
243	0.29634	1.44E-02	4.3E-03	6.05E-04	2.58E-06	0.13	4.71E-02	1.56E-08	1.0E+06	1.6E-02
244	0.319	1.44E-02	4.6E-03	6.05E-04	2.77E-06	0.13	4.71E-02	1.68E-08	1.0E+06	1.7E-02
245	0.34332	1.44E-02	4.9E-03	6.05E-04	2.98E-06	0.13	4.71E-02	1.81E-08	1.0E+06	1.8E-02
246	0.36601	1.44E-02	5.3E-03	6.05E-04	3.18E-06	0.13	4.71E-02	1.93E-08	1.0E+06	1.9E-02
247	0.35895	1.44E-02	5.2E-03	6.05E-04	3.12E-06	0.13	4.71E-02	1.89E-08	1.0E+06	1.9E-02
248	0.38064	1.44E-02	5.5E-03	6.05E-04	3.31E-06	0.13	4.71E-02	2.01E-08	1.0E+06	2.0E-02

Ventura Ranch

P2 (off) - Site Preparation

							Cancer Risk from 2 to 16 years			
Receptor #	Conc	g/sec	Cair	Dose Constant	Dose	ED	Risk Constant	Risk	Constant 2	Risk/ Million
249	0.40664	1.44E-02	5.8E-03	6.05E-04	3.53E-06	0.13	4.71E-02	2.15E-08	1.0E+06	2.1E-02
250	0.42719	1.44E-02	6.1E-03	6.05E-04	3.71E-06	0.13	4.71E-02	2.25E-08	1.0E+06	2.3E-02
251	0.13829	1.44E-02	2.0E-03	6.05E-04	1.20E-06	0.13	4.71E-02	7.30E-09	1.0E+06	7.3E-03
252	0.15	1.44E-02	2.2E-03	6.05E-04	1.30E-06	0.13	4.71E-02	7.91E-09	1.0E+06	7.9E-03
253	0.16314	1.44E-02	2.3E-03	6.05E-04	1.42E-06	0.13	4.71E-02	8.61E-09	1.0E+06	8.6E-03
254	0.17681	1.44E-02	2.5E-03	6.05E-04	1.54E-06	0.13	4.71E-02	9.33E-09	1.0E+06	9.3E-03
255	0.18957	1.44E-02	2.7E-03	6.05E-04	1.65E-06	0.13	4.71E-02	1.00E-08	1.0E+06	1.0E-02
256	0.20663	1.44E-02	3.0E-03	6.05E-04	1.80E-06	0.13	4.71E-02	1.09E-08	1.0E+06	1.1E-02
257	0.22272	1.44E-02	3.2E-03	6.05E-04	1.94E-06	0.13	4.71E-02	1.18E-08	1.0E+06	1.2E-02
258	0.23654	1.44E-02	3.4E-03	6.05E-04	2.06E-06	0.13	4.71E-02	1.25E-08	1.0E+06	1.2E-02
259	0.25513	1.44E-02	3.7E-03	6.05E-04	2.22E-06	0.13	4.71E-02	1.35E-08	1.0E+06	1.3E-02
260	0.27285	1.44E-02	3.9E-03	6.05E-04	2.37E-06	0.13	4.71E-02	1.44E-08	1.0E+06	1.4E-02
261	0.2907	1.44E-02	4.2E-03	6.05E-04	2.53E-06	0.13	4.71E-02	1.53E-08	1.0E+06	1.5E-02
262	0.30838	1.44E-02	4.4E-03	6.05E-04	2.68E-06	0.13	4.71E-02	1.63E-08	1.0E+06	1.6E-02
263	0.29863	1.44E-02	4.3E-03	6.05E-04	2.60E-06	0.13	4.71E-02	1.58E-08	1.0E+06	1.6E-02
264	0.31989	1.44E-02	4.6E-03	6.05E-04	2.78E-06	0.13	4.71E-02	1.69E-08	1.0E+06	1.7E-02
265	0.33212	1.44E-02	4.8E-03	6.05E-04	2.89E-06	0.13	4.71E-02	1.75E-08	1.0E+06	1.8E-02
266	0.34632	1.44E-02	5.0E-03	6.05E-04	3.01E-06	0.13	4.71E-02	1.83E-08	1.0E+06	1.8E-02
267	0.12702	1.44E-02	1.8E-03	6.05E-04	1.10E-06	0.13	4.71E-02	6.70E-09	1.0E+06	6.7E-03
268	0.13734	1.44E-02	2.0E-03	6.05E-04	1.19E-06	0.13	4.71E-02	7.25E-09	1.0E+06	7.2E-03
269	0.14862	1.44E-02	2.1E-03	6.05E-04	1.29E-06	0.13	4.71E-02	7.84E-09	1.0E+06	7.8E-03
270	0.16101	1.44E-02	2.3E-03	6.05E-04	1.40E-06	0.13	4.71E-02	8.49E-09	1.0E+06	8.5E-03
271	0.17001	1.44E-02	2.4E-03	6.05E-04	1.48E-06	0.13	4.71E-02	8.97E-09	1.0E+06	9.0E-03
272	0.18365	1.44E-02	2.6E-03	6.05E-04	1.60E-06	0.13	4.71E-02	9.69E-09	1.0E+06	9.7E-03
273	0.19725	1.44E-02	2.8E-03	6.05E-04	1.71E-06	0.13	4.71E-02	1.04E-08	1.0E+06	1.0E-02
274	0.21022	1.44E-02	3.0E-03	6.05E-04	1.83E-06	0.13	4.71E-02	1.11E-08	1.0E+06	1.1E-02
275	0.22178	1.44E-02	3.2E-03	6.05E-04	1.93E-06	0.13	4.71E-02	1.17E-08	1.0E+06	1.2E-02
276	0.23687	1.44E-02	3.4E-03	6.05E-04	2.06E-06	0.13	4.71E-02	1.25E-08	1.0E+06	1.2E-02
277	0.24564	1.44E-02	3.5E-03	6.05E-04	2.13E-06	0.13	4.71E-02	1.30E-08	1.0E+06	1.3E-02
278	0.25144	1.44E-02	3.6E-03	6.05E-04	2.19E-06	0.13	4.71E-02	1.33E-08	1.0E+06	1.3E-02
279	0.25955	1.44E-02	3.7E-03	6.05E-04	2.26E-06	0.13	4.71E-02	1.37E-08	1.0E+06	1.4E-02

Ventura Ranch

P2 (off) - Site Preparation

							Cancer Risk from 2 to 16 years			
Receptor #	Conc	g/sec	Cair	Dose Constant	Dose	ED	Risk Constant	Risk	Constant 2	Risk/ Million
280	0.27485	1.44E-02	3.9E-03	6.05E-04	2.39E-06	0.13	4.71E-02	1.45E-08	1.0E+06	1.5E-02
281	0.2834	1.44E-02	4.1E-03	6.05E-04	2.46E-06	0.13	4.71E-02	1.50E-08	1.0E+06	1.5E-02
282	0.29726	1.44E-02	4.3E-03	6.05E-04	2.58E-06	0.13	4.71E-02	1.57E-08	1.0E+06	1.6E-02
283	0.11716	1.44E-02	1.7E-03	6.05E-04	1.02E-06	0.13	4.71E-02	6.18E-09	1.0E+06	6.2E-03
284	0.12638	1.44E-02	1.8E-03	6.05E-04	1.10E-06	0.13	4.71E-02	6.67E-09	1.0E+06	6.7E-03
285	0.13607	1.44E-02	2.0E-03	6.05E-04	1.18E-06	0.13	4.71E-02	7.18E-09	1.0E+06	7.2E-03
286	0.14656	1.44E-02	2.1E-03	6.05E-04	1.27E-06	0.13	4.71E-02	7.73E-09	1.0E+06	7.7E-03
287	0.15439	1.44E-02	2.2E-03	6.05E-04	1.34E-06	0.13	4.71E-02	8.15E-09	1.0E+06	8.1E-03
288	0.16654	1.44E-02	2.4E-03	6.05E-04	1.45E-06	0.13	4.71E-02	8.79E-09	1.0E+06	8.8E-03
289	0.17638	1.44E-02	2.5E-03	6.05E-04	1.53E-06	0.13	4.71E-02	9.31E-09	1.0E+06	9.3E-03
290	0.18891	1.44E-02	2.7E-03	6.05E-04	1.64E-06	0.13	4.71E-02	9.97E-09	1.0E+06	1.0E-02
291	0.19598	1.44E-02	2.8E-03	6.05E-04	1.70E-06	0.13	4.71E-02	1.03E-08	1.0E+06	1.0E-02
292	0.20792	1.44E-02	3.0E-03	6.05E-04	1.81E-06	0.13	4.71E-02	1.10E-08	1.0E+06	1.1E-02
293	0.215	1.44E-02	3.1E-03	6.05E-04	1.87E-06	0.13	4.71E-02	1.13E-08	1.0E+06	1.1E-02
294	0.2212	1.44E-02	3.2E-03	6.05E-04	1.92E-06	0.13	4.71E-02	1.17E-08	1.0E+06	1.2E-02
295	0.22865	1.44E-02	3.3E-03	6.05E-04	1.99E-06	0.13	4.71E-02	1.21E-08	1.0E+06	1.2E-02
296	0.23896	1.44E-02	3.4E-03	6.05E-04	2.08E-06	0.13	4.71E-02	1.26E-08	1.0E+06	1.3E-02
297	0.24698	1.44E-02	3.5E-03	6.05E-04	2.15E-06	0.13	4.71E-02	1.30E-08	1.0E+06	1.3E-02
298	0.25652	1.44E-02	3.7E-03	6.05E-04	2.23E-06	0.13	4.71E-02	1.35E-08	1.0E+06	1.4E-02
299	0.11679	1.44E-02	1.7E-03	6.05E-04	1.02E-06	0.13	4.71E-02	6.16E-09	1.0E+06	6.2E-03
300	0.12514	1.44E-02	1.8E-03	6.05E-04	1.09E-06	0.13	4.71E-02	6.60E-09	1.0E+06	6.6E-03
301	0.134	1.44E-02	1.9E-03	6.05E-04	1.16E-06	0.13	4.71E-02	7.07E-09	1.0E+06	7.1E-03
302	0.14272	1.44E-02	2.0E-03	6.05E-04	1.24E-06	0.13	4.71E-02	7.53E-09	1.0E+06	7.5E-03
303	0.15029	1.44E-02	2.2E-03	6.05E-04	1.31E-06	0.13	4.71E-02	7.93E-09	1.0E+06	7.9E-03
304	0.1604	1.44E-02	2.3E-03	6.05E-04	1.39E-06	0.13	4.71E-02	8.46E-09	1.0E+06	8.5E-03
305	0.16919	1.44E-02	2.4E-03	6.05E-04	1.47E-06	0.13	4.71E-02	8.93E-09	1.0E+06	8.9E-03
306	0.17672	1.44E-02	2.5E-03	6.05E-04	1.54E-06	0.13	4.71E-02	9.32E-09	1.0E+06	9.3E-03
307	0.18486	1.44E-02	2.7E-03	6.05E-04	1.61E-06	0.13	4.71E-02	9.75E-09	1.0E+06	9.8E-03
308	0.19141	1.44E-02	2.7E-03	6.05E-04	1.66E-06	0.13	4.71E-02	1.01E-08	1.0E+06	1.0E-02

Ventura Ranch

P2 (off) - Site Preparation

		Cancer Risk from 2 to 16 years								
Receptor #	Conc	g/sec	Cair	Dose Constant	Dose	ED	Risk Constant	Risk	Constant 2	Risk/ Million
309	0.19469	1.44E-02	2.8E-03	6.05E-04	1.69E-06	0.13	4.71E-02	1.03E-08	1.0E+06	1.0E-02
310	0.20104	1.44E-02	2.9E-03	6.05E-04	1.75E-06	0.13	4.71E-02	1.06E-08	1.0E+06	1.1E-02
311	0.21129	1.44E-02	3.0E-03	6.05E-04	1.84E-06	0.13	4.71E-02	1.11E-08	1.0E+06	1.1E-02
312	0.22112	1.44E-02	3.2E-03	6.05E-04	1.92E-06	0.13	4.71E-02	1.17E-08	1.0E+06	1.2E-02
313	0.22238	1.44E-02	3.2E-03	6.05E-04	1.93E-06	0.13	4.71E-02	1.17E-08	1.0E+06	1.2E-02
314	0.10815	1.44E-02	1.6E-03	6.05E-04	9.40E-07	0.13	4.71E-02	5.71E-09	1.0E+06	5.7E-03
315	0.11551	1.44E-02	1.7E-03	6.05E-04	1.00E-06	0.13	4.71E-02	6.09E-09	1.0E+06	6.1E-03
316	0.12302	1.44E-02	1.8E-03	6.05E-04	1.07E-06	0.13	4.71E-02	6.49E-09	1.0E+06	6.5E-03
317	0.13072	1.44E-02	1.9E-03	6.05E-04	1.14E-06	0.13	4.71E-02	6.90E-09	1.0E+06	6.9E-03
318	0.13701	1.44E-02	2.0E-03	6.05E-04	1.19E-06	0.13	4.71E-02	7.23E-09	1.0E+06	7.2E-03
319	0.14532	1.44E-02	2.1E-03	6.05E-04	1.26E-06	0.13	4.71E-02	7.67E-09	1.0E+06	7.7E-03
320	0.1535	1.44E-02	2.2E-03	6.05E-04	1.33E-06	0.13	4.71E-02	8.10E-09	1.0E+06	8.1E-03
321	0.15776	1.44E-02	2.3E-03	6.05E-04	1.37E-06	0.13	4.71E-02	8.32E-09	1.0E+06	8.3E-03
322	0.16579	1.44E-02	2.4E-03	6.05E-04	1.44E-06	0.13	4.71E-02	8.75E-09	1.0E+06	8.7E-03
323	0.1719	1.44E-02	2.5E-03	6.05E-04	1.49E-06	0.13	4.71E-02	9.07E-09	1.0E+06	9.1E-03
324	0.17488	1.44E-02	2.5E-03	6.05E-04	1.52E-06	0.13	4.71E-02	9.23E-09	1.0E+06	9.2E-03
325	0.17906	1.44E-02	2.6E-03	6.05E-04	1.56E-06	0.13	4.71E-02	9.45E-09	1.0E+06	9.4E-03
326	0.188	1.44E-02	2.7E-03	6.05E-04	1.63E-06	0.13	4.71E-02	9.92E-09	1.0E+06	9.9E-03
327	0.1959	1.44E-02	2.8E-03	6.05E-04	1.70E-06	0.13	4.71E-02	1.03E-08	1.0E+06	1.0E-02
328	0.19452	1.44E-02	2.8E-03	6.05E-04	1.69E-06	0.13	4.71E-02	1.03E-08	1.0E+06	1.0E-02
329	0.1003	1.44E-02	1.4E-03	6.05E-04	8.72E-07	0.13	4.71E-02	5.29E-09	1.0E+06	5.3E-03
330	0.10694	1.44E-02	1.5E-03	6.05E-04	9.29E-07	0.13	4.71E-02	5.64E-09	1.0E+06	5.6E-03
331	0.11338	1.44E-02	1.6E-03	6.05E-04	9.85E-07	0.13	4.71E-02	5.98E-09	1.0E+06	6.0E-03
332	0.11988	1.44E-02	1.7E-03	6.05E-04	1.04E-06	0.13	4.71E-02	6.32E-09	1.0E+06	6.3E-03
333	0.12557	1.44E-02	1.8E-03	6.05E-04	1.09E-06	0.13	4.71E-02	6.62E-09	1.0E+06	6.6E-03
334	0.13271	1.44E-02	1.9E-03	6.05E-04	1.15E-06	0.13	4.71E-02	7.00E-09	1.0E+06	7.0E-03
335	0.14009	1.44E-02	2.0E-03	6.05E-04	1.22E-06	0.13	4.71E-02	7.39E-09	1.0E+06	7.4E-03
336	0.14416	1.44E-02	2.1E-03	6.05E-04	1.25E-06	0.13	4.71E-02	7.61E-09	1.0E+06	7.6E-03
337	0.1505	1.44E-02	2.2E-03	6.05E-04	1.31E-06	0.13	4.71E-02	7.94E-09	1.0E+06	7.9E-03
338	0.15634	1.44E-02	2.2E-03	6.05E-04	1.36E-06	0.13	4.71E-02	8.25E-09	1.0E+06	8.2E-03
339	0.15948	1.44E-02	2.3E-03	6.05E-04	1.39E-06	0.13	4.71E-02	8.41E-09	1.0E+06	8.4E-03

Ventura Ranch

P2 (off) - Site Preparation

		Cancer Risk from 2 to 16 years								
Receptor #	Conc	g/sec	Cair	Dose Constant	Dose	ED	Risk Constant	Risk	Constant 2	Risk/ Million
340	0.16111	1.44E-02	2.3E-03	6.05E-04	1.40E-06	0.13	4.71E-02	8.50E-09	1.0E+06	8.5E-03
341	0.16852	1.44E-02	2.4E-03	6.05E-04	1.46E-06	0.13	4.71E-02	8.89E-09	1.0E+06	8.9E-03
342	0.1748	1.44E-02	2.5E-03	6.05E-04	1.52E-06	0.13	4.71E-02	9.22E-09	1.0E+06	9.2E-03
343	0.17194	1.44E-02	2.5E-03	6.05E-04	1.49E-06	0.13	4.71E-02	9.07E-09	1.0E+06	9.1E-03
344	0.16765	1.44E-02	2.4E-03	6.05E-04	1.46E-06	0.13	4.71E-02	8.84E-09	1.0E+06	8.8E-03
345	0.09325	1.44E-02	1.3E-03	6.05E-04	8.10E-07	0.13	4.71E-02	4.92E-09	1.0E+06	4.9E-03
346	0.09924	1.44E-02	1.4E-03	6.05E-04	8.63E-07	0.13	4.71E-02	5.24E-09	1.0E+06	5.2E-03
347	0.10487	1.44E-02	1.5E-03	6.05E-04	9.11E-07	0.13	4.71E-02	5.53E-09	1.0E+06	5.5E-03
348	0.11045	1.44E-02	1.6E-03	6.05E-04	9.60E-07	0.13	4.71E-02	5.83E-09	1.0E+06	5.8E-03
349	0.11449	1.44E-02	1.6E-03	6.05E-04	9.95E-07	0.13	4.71E-02	6.04E-09	1.0E+06	6.0E-03
350	0.12065	1.44E-02	1.7E-03	6.05E-04	1.05E-06	0.13	4.71E-02	6.37E-09	1.0E+06	6.4E-03
351	0.12836	1.44E-02	1.8E-03	6.05E-04	1.12E-06	0.13	4.71E-02	6.77E-09	1.0E+06	6.8E-03
352	0.13304	1.44E-02	1.9E-03	6.05E-04	1.16E-06	0.13	4.71E-02	7.02E-09	1.0E+06	7.0E-03
353	0.13777	1.44E-02	2.0E-03	6.05E-04	1.20E-06	0.13	4.71E-02	7.27E-09	1.0E+06	7.3E-03
354	0.14295	1.44E-02	2.1E-03	6.05E-04	1.24E-06	0.13	4.71E-02	7.54E-09	1.0E+06	7.5E-03
355	0.14598	1.44E-02	2.1E-03	6.05E-04	1.27E-06	0.13	4.71E-02	7.70E-09	1.0E+06	7.7E-03
356	0.14607	1.44E-02	2.1E-03	6.05E-04	1.27E-06	0.13	4.71E-02	7.71E-09	1.0E+06	7.7E-03
357	0.15236	1.44E-02	2.2E-03	6.05E-04	1.32E-06	0.13	4.71E-02	8.04E-09	1.0E+06	8.0E-03
358	0.1575	1.44E-02	2.3E-03	6.05E-04	1.37E-06	0.13	4.71E-02	8.31E-09	1.0E+06	8.3E-03
359	0.15633	1.44E-02	2.2E-03	6.05E-04	1.36E-06	0.13	4.71E-02	8.25E-09	1.0E+06	8.2E-03
360	0.14827	1.44E-02	2.1E-03	6.05E-04	1.29E-06	0.13	4.71E-02	7.82E-09	1.0E+06	7.8E-03

Ventura Ranch
P2 (off) - Site Preparation

Max Cancer Risk Cancer Risk	
Receptor #	**Total Risk/ Million**
1	8.8E-01
2	8.1E-01
3	7.3E-01
4	6.3E-01
5	5.4E-01
6	4.5E-01
7	3.7E-01
8	3.0E-01
9	2.4E-01
10	1.9E-01
11	1.5E-01
12	1.2E-01
13	1.0E-01
14	7.3E-02
15	6.0E-02
16	5.1E-02
17	4.2E-02
18	3.8E-02
19	3.2E-02
20	2.9E-02
21	2.5E-02
22	3.9E-01
23	3.1E-01
24	2.5E-01
25	2.0E-01
26	1.6E-01
27	1.2E-01
28	1.0E-01
29	7.3E-02
30	6.2E-02
31	5.0E-02

Max	**Receptor #**	
3.771	87	Res

Chronic Non Cancer Risk	
REL	**HI Offroad**
5	7.67E-03
5	7.05E-03
5	6.31E-03
5	5.50E-03
5	4.69E-03
5	3.93E-03
5	3.22E-03
5	2.60E-03
5	2.09E-03
5	1.67E-03
5	1.34E-03
5	1.07E-03
5	8.71E-04
5	6.30E-04
5	5.23E-04
5	4.47E-04
5	3.67E-04
5	3.28E-04
5	2.80E-04
5	2.49E-04
5	2.16E-04
5	3.40E-03
5	2.71E-03
5	2.15E-03
5	1.70E-03
5	1.35E-03
5	1.08E-03
5	8.70E-04
5	6.32E-04
5	5.36E-04
5	4.33E-04

Max	**Receptor #**	
3.276E-02	87	Res

Ventura Ranch
P2 (off) - Site Preparation

Max Cancer Risk Cancer Risk	
Receptor #	Total Risk/ Million
32	3.7E-02
33	3.4E-02
34	3.3E-02
35	8.3E-02
36	6.3E-02
37	1.1E+00
38	1.2E+00
39	1.3E+00
40	1.4E+00
41	1.1E+00
42	1.3E+00
43	1.5E+00
44	1.6E+00
45	1.6E+00
46	3.7E-01
47	2.7E-01
48	1.4E+00
49	1.6E+00
50	1.8E+00
51	1.8E+00
52	3.8E-01
53	2.8E-01
54	2.1E-01
55	1.8E+00
56	2.0E+00
57	2.1E+00
58	2.0E+00
59	3.9E-01
60	2.9E-01
61	2.1E-01
62	4.1E-01

Chronic Non Cancer Risk	
REL	HI Offroad
5	3.20E-04
5	2.96E-04
5	2.88E-04
5	7.25E-04
5	5.44E-04
5	9.20E-03
5	1.05E-02
5	1.14E-02
5	1.20E-02
5	9.76E-03
5	1.13E-02
5	1.26E-02
5	1.36E-02
5	1.39E-02
5	3.18E-03
5	2.39E-03
5	1.22E-02
5	1.40E-02
5	1.54E-02
5	1.59E-02
5	3.31E-03
5	2.44E-03
5	1.83E-03
5	1.54E-02
5	1.73E-02
5	1.82E-02
5	1.77E-02
5	3.43E-03
5	2.50E-03
5	1.85E-03
5	3.55E-03

Ventura Ranch
P2 (off) - Site Preparation

Max Cancer Risk Cancer Risk		*Chronic Non Cancer Risk*	
Receptor #	Total Risk/ Million	REL	HI Offroad
63	2.9E-01	5	2.55E-03
64	2.2E-01	5	1.88E-03
65	3.0E-01	5	2.61E-03
66	1.8E+00	5	1.59E-02
67	2.5E+00	5	2.13E-02
68	7.0E-02	5	6.07E-04
69	6.0E-02	5	5.21E-04
70	5.2E-02	5	4.55E-04
71	4.7E-02	5	4.08E-04
72	1.9E+00	5	1.67E-02
73	2.7E+00	5	2.35E-02
74	8.8E-02	5	7.66E-04
75	7.6E-02	5	6.60E-04
76	6.6E-02	5	5.72E-04
77	5.8E-02	5	5.01E-04
78	5.3E-02	5	4.59E-04
79	2.0E+00	5	1.71E-02
80	2.9E+00	5	2.56E-02
81	9.6E-02	5	8.35E-04
82	8.4E-02	5	7.27E-04
83	7.6E-02	5	6.56E-04
84	7.0E-02	5	6.05E-04
85	6.2E-02	5	5.39E-04
86	2.0E+00	5	1.74E-02
87	3.8E+00	5	3.28E-02
88	9.7E-02	5	8.46E-04
89	4.6E-01	5	3.99E-03
90	3.0E-01	5	2.65E-03
91	3.6E-01	5	3.10E-03
92	4.3E-01	5	3.71E-03
93	2.5E-01	5	2.13E-03

Ventura Ranch
P2 (off) - Site Preparation

Max Cancer Risk Cancer Risk		*Chronic Non Cancer Risk*	
Receptor #	Total Risk/ Million	REL	HI Offroad
94	2.8E-01	5	2.46E-03
95	3.3E-01	5	2.90E-03
96	4.1E-01	5	3.60E-03
97	5.4E-01	5	4.68E-03
98	7.1E-01	5	6.14E-03
99	2.0E-01	5	1.73E-03
100	2.3E-01	5	1.96E-03
101	2.6E-01	5	2.28E-03
102	3.2E-01	5	2.76E-03
103	4.0E-01	5	3.46E-03
104	5.2E-01	5	4.48E-03
105	6.9E-01	5	6.01E-03
106	9.8E-01	5	8.55E-03
107	1.5E+00	5	1.33E-02
108	3.6E+00	5	3.10E-02
109	1.6E-01	5	1.40E-03
110	1.8E-01	5	1.57E-03
111	2.1E-01	5	1.81E-03
112	2.5E-01	5	2.16E-03
113	3.0E-01	5	2.60E-03
114	3.7E-01	5	3.18E-03
115	4.6E-01	5	3.98E-03
116	5.9E-01	5	5.11E-03
117	8.2E-01	5	7.12E-03
118	1.3E+00	5	1.10E-02
119	1.8E+00	5	1.55E-02
120	1.9E+00	5	1.66E-02
121	1.8E+00	5	1.55E-02
122	1.6E+00	5	1.38E-02
123	1.3E-01	5	1.14E-03
124	1.5E-01	5	1.28E-03

Ventura Ranch
P2 (off) - Site Preparation

Max Cancer Risk Cancer Risk	
Receptor #	Total Risk/ Million
125	1.7E-01
126	2.0E-01
127	2.3E-01
128	2.7E-01
129	3.3E-01
130	4.0E-01
131	5.2E-01
132	6.7E-01
133	8.6E-01
134	1.0E+00
135	1.1E+00
136	1.1E+00
137	1.0E+00
138	9.9E-01
139	1.1E-01
140	1.2E-01
141	1.4E-01
142	1.6E-01
143	1.8E-01
144	2.1E-01
145	2.5E-01
146	3.0E-01
147	3.6E-01
148	4.3E-01
149	5.2E-01
150	6.2E-01
151	6.7E-01
152	7.0E-01
153	7.3E-01
154	7.3E-01
155	9.3E-02

Chronic Non Cancer Risk	
REL	HI Offroad
5	1.45E-03
5	1.70E-03
5	1.99E-03
5	2.36E-03
5	2.86E-03
5	3.50E-03
5	4.49E-03
5	5.85E-03
5	7.51E-03
5	8.93E-03
5	9.54E-03
5	9.44E-03
5	9.11E-03
5	8.56E-03
5	9.51E-04
5	1.05E-03
5	1.19E-03
5	1.37E-03
5	1.57E-03
5	1.84E-03
5	2.15E-03
5	2.58E-03
5	3.14E-03
5	3.76E-03
5	4.54E-03
5	5.36E-03
5	5.82E-03
5	6.12E-03
5	6.38E-03
5	6.32E-03
5	8.04E-04

Ventura Ranch
P2 (off) - Site Preparation

Max Cancer Risk Cancer Risk	
Receptor #	**Total Risk/ Million**
156	1.0E-01
157	1.1E-01
158	1.3E-01
159	1.5E-01
160	1.7E-01
161	2.0E-01
162	2.3E-01
163	2.7E-01
164	3.1E-01
165	3.6E-01
166	4.1E-01
167	4.5E-01
168	4.7E-01
169	5.1E-01
170	5.2E-01
171	8.0E-02
172	8.8E-02
173	9.7E-02
174	1.1E-01
175	1.2E-01
176	1.4E-01
177	1.6E-01
178	1.8E-01
179	2.1E-01
180	2.4E-01
181	2.6E-01
182	3.0E-01
183	3.2E-01
184	3.4E-01
185	3.6E-01
186	3.8E-01

Chronic Non Cancer Risk	
REL	**HI Offroad**
5	8.88E-04
5	9.94E-04
5	1.13E-03
5	1.29E-03
5	1.48E-03
5	1.70E-03
5	1.99E-03
5	2.35E-03
5	2.71E-03
5	3.10E-03
5	3.57E-03
5	3.90E-03
5	4.12E-03
5	4.43E-03
5	4.53E-03
5	6.92E-04
5	7.61E-04
5	8.47E-04
5	9.54E-04
5	1.08E-03
5	1.23E-03
5	1.39E-03
5	1.59E-03
5	1.83E-03
5	2.04E-03
5	2.28E-03
5	2.57E-03
5	2.79E-03
5	2.93E-03
5	3.17E-03
5	3.29E-03

Ventura Ranch
P2 (off) - Site Preparation

Max Cancer Risk Cancer Risk	
Receptor #	**Total Risk/ Million**
187	7.0E-02
188	7.6E-02
189	8.5E-02
190	9.5E-02
191	1.1E-01
192	1.2E-01
193	1.3E-01
194	1.5E-01
195	1.7E-01
196	1.9E-01
197	2.0E-01
198	2.3E-01
199	2.4E-01
200	2.5E-01
201	2.7E-01
202	2.8E-01
203	6.2E-02
204	6.7E-02
205	7.4E-02
206	8.3E-02
207	9.2E-02
208	1.0E-01
209	1.1E-01
210	1.2E-01
211	1.4E-01
212	1.5E-01
213	1.6E-01
214	1.8E-01
215	1.9E-01
216	1.9E-01
217	2.1E-01

Chronic Non Cancer Risk	
REL	**HI Offroad**
5	6.04E-04
5	6.63E-04
5	7.35E-04
5	8.22E-04
5	9.23E-04
5	1.04E-03
5	1.15E-03
5	1.29E-03
5	1.46E-03
5	1.61E-03
5	1.77E-03
5	1.96E-03
5	2.10E-03
5	2.18E-03
5	2.36E-03
5	2.46E-03
5	5.35E-04
5	5.86E-04
5	6.47E-04
5	7.18E-04
5	8.01E-04
5	8.94E-04
5	9.70E-04
5	1.07E-03
5	1.20E-03
5	1.31E-03
5	1.42E-03
5	1.55E-03
5	1.65E-03
5	1.68E-03
5	1.82E-03

Ventura Ranch
P2 (off) - Site Preparation

Max Cancer Risk Cancer Risk		*Chronic Non Cancer Risk*	
Receptor #	Total Risk/ Million	REL	HI Offroad
218	2.2E-01	5	1.91E-03
219	5.5E-02	5	4.80E-04
220	6.0E-02	5	5.24E-04
221	6.6E-02	5	5.76E-04
222	7.3E-02	5	6.32E-04
223	8.0E-02	5	6.97E-04
224	8.9E-02	5	7.70E-04
225	9.6E-02	5	8.33E-04
226	1.0E-01	5	9.12E-04
227	1.2E-01	5	1.00E-03
228	1.2E-01	5	1.08E-03
229	1.3E-01	5	1.17E-03
230	1.5E-01	5	1.26E-03
231	1.5E-01	5	1.30E-03
232	1.5E-01	5	1.34E-03
233	1.7E-01	5	1.44E-03
234	1.7E-01	5	1.52E-03
235	5.0E-02	5	4.35E-04
236	5.5E-02	5	4.74E-04
237	6.0E-02	5	5.18E-04
238	6.5E-02	5	5.63E-04
239	7.1E-02	5	6.13E-04
240	7.7E-02	5	6.72E-04
241	8.4E-02	5	7.27E-04
242	9.0E-02	5	7.81E-04
243	9.8E-02	5	8.51E-04
244	1.1E-01	5	9.16E-04
245	1.1E-01	5	9.86E-04
246	1.2E-01	5	1.05E-03
247	1.2E-01	5	1.03E-03
248	1.3E-01	5	1.09E-03

Ventura Ranch
P2 (off) - Site Preparation

Max Cancer Risk Cancer Risk	
Receptor #	Total Risk/ Million
249	1.3E-01
250	1.4E-01
251	4.6E-02
252	5.0E-02
253	5.4E-02
254	5.8E-02
255	6.3E-02
256	6.8E-02
257	7.4E-02
258	7.8E-02
259	8.4E-02
260	9.0E-02
261	9.6E-02
262	1.0E-01
263	9.9E-02
264	1.1E-01
265	1.1E-01
266	1.1E-01
267	4.2E-02
268	4.5E-02
269	4.9E-02
270	5.3E-02
271	5.6E-02
272	6.1E-02
273	6.5E-02
274	7.0E-02
275	7.3E-02
276	7.8E-02
277	8.1E-02
278	8.3E-02
279	8.6E-02

Chronic Non Cancer Risk	
REL	HI Offroad
5	1.17E-03
5	1.23E-03
5	3.97E-04
5	4.31E-04
5	4.69E-04
5	5.08E-04
5	5.45E-04
5	5.94E-04
5	6.40E-04
5	6.80E-04
5	7.33E-04
5	7.84E-04
5	8.35E-04
5	8.86E-04
5	8.58E-04
5	9.19E-04
5	9.54E-04
5	9.95E-04
5	3.65E-04
5	3.95E-04
5	4.27E-04
5	4.63E-04
5	4.88E-04
5	5.28E-04
5	5.67E-04
5	6.04E-04
5	6.37E-04
5	6.80E-04
5	7.06E-04
5	7.22E-04
5	7.46E-04

Ventura Ranch
P2 (off) - Site Preparation

Max Cancer Risk Cancer Risk		*Chronic Non Cancer Risk*	
Receptor #	Total Risk/ Million	REL	HI Offroad
280	9.1E-02	5	7.90E-04
281	9.4E-02	5	8.14E-04
282	9.8E-02	5	8.54E-04
283	3.9E-02	5	3.37E-04
284	4.2E-02	5	3.63E-04
285	4.5E-02	5	3.91E-04
286	4.8E-02	5	4.21E-04
287	5.1E-02	5	4.44E-04
288	5.5E-02	5	4.78E-04
289	5.8E-02	5	5.07E-04
290	6.2E-02	5	5.43E-04
291	6.5E-02	5	5.63E-04
292	6.9E-02	5	5.97E-04
293	7.1E-02	5	6.18E-04
294	7.3E-02	5	6.35E-04
295	7.6E-02	5	6.57E-04
296	7.9E-02	5	6.86E-04
297	8.2E-02	5	7.10E-04
298	8.5E-02	5	7.37E-04
299	3.9E-02	5	3.36E-04
300	4.1E-02	5	3.59E-04
301	4.4E-02	5	3.85E-04
302	4.7E-02	5	4.10E-04
303	5.0E-02	5	4.32E-04
304	5.3E-02	5	4.61E-04
305	5.6E-02	5	4.86E-04
306	5.8E-02	5	5.08E-04
307	6.1E-02	5	5.31E-04
308	6.3E-02	5	5.50E-04

Ventura Ranch
P2 (off) - Site Preparation

Max Cancer Risk Cancer Risk	
Receptor #	**Total Risk/ Million**
309	6.4E-02
310	6.6E-02
311	7.0E-02
312	7.3E-02
313	7.4E-02
314	3.6E-02
315	3.8E-02
316	4.1E-02
317	4.3E-02
318	4.5E-02
319	4.8E-02
320	5.1E-02
321	5.2E-02
322	5.5E-02
323	5.7E-02
324	5.8E-02
325	5.9E-02
326	6.2E-02
327	6.5E-02
328	6.4E-02
329	3.3E-02
330	3.5E-02
331	3.7E-02
332	4.0E-02
333	4.2E-02
334	4.4E-02
335	4.6E-02
336	4.8E-02
337	5.0E-02
338	5.2E-02
339	5.3E-02

Chronic Non Cancer Risk	
REL	**HI Offroad**
5	5.59E-04
5	5.78E-04
5	6.07E-04
5	6.35E-04
5	6.39E-04
5	3.11E-04
5	3.32E-04
5	3.53E-04
5	3.76E-04
5	3.94E-04
5	4.17E-04
5	4.41E-04
5	4.53E-04
5	4.76E-04
5	4.94E-04
5	5.02E-04
5	5.14E-04
5	5.40E-04
5	5.63E-04
5	5.59E-04
5	2.88E-04
5	3.07E-04
5	3.26E-04
5	3.44E-04
5	3.61E-04
5	3.81E-04
5	4.02E-04
5	4.14E-04
5	4.32E-04
5	4.49E-04
5	4.58E-04

Ventura Ranch
P2 (off) - Site Preparation

Max Cancer Risk Cancer Risk	
Receptor #	**Total Risk/ Million**
340	5.3E-02
341	5.6E-02
342	5.8E-02
343	5.7E-02
344	5.5E-02
345	3.1E-02
346	3.3E-02
347	3.5E-02
348	3.7E-02
349	3.8E-02
350	4.0E-02
351	4.2E-02
352	4.4E-02
353	4.6E-02
354	4.7E-02
355	4.8E-02
356	4.8E-02
357	5.0E-02
358	5.2E-02
359	5.2E-02
360	4.9E-02

Chronic Non Cancer Risk	
REL	**HI Offroad**
5	4.63E-04
5	4.84E-04
5	5.02E-04
5	4.94E-04
5	4.82E-04
5	2.68E-04
5	2.85E-04
5	3.01E-04
5	3.17E-04
5	3.29E-04
5	3.47E-04
5	3.69E-04
5	3.82E-04
5	3.96E-04
5	4.11E-04
5	4.19E-04
5	4.20E-04
5	4.38E-04
5	4.52E-04
5	4.49E-04
5	4.26E-04

Ventura Ranch
P2 (off) - Grading

							Cancer Risk from 2 to 16 years			
Receptor #	Conc	g/sec	Cair	Dose Constant	Dose	ED	Risk Constant	Risk	Constant 2	Risk/ Million
1	2.67098	7.18E-03	1.9E-02	6.05E-04	1.16E-05	0.08	4.71E-02	4.50E-08	1.0E+06	4.5E-02
2	2.45341	7.18E-03	1.8E-02	6.05E-04	1.07E-05	0.08	4.71E-02	4.13E-08	1.0E+06	4.1E-02
3	2.19485	7.18E-03	1.6E-02	6.05E-04	9.54E-06	0.08	4.71E-02	3.70E-08	1.0E+06	3.7E-02
4	1.9156	7.18E-03	1.4E-02	6.05E-04	8.32E-06	0.08	4.71E-02	3.23E-08	1.0E+06	3.2E-02
5	1.63414	7.18E-03	1.2E-02	6.05E-04	7.10E-06	0.08	4.71E-02	2.75E-08	1.0E+06	2.8E-02
6	1.36653	7.18E-03	9.8E-03	6.05E-04	5.94E-06	0.08	4.71E-02	2.30E-08	1.0E+06	2.3E-02
7	1.11921	7.18E-03	8.0E-03	6.05E-04	4.86E-06	0.08	4.71E-02	1.88E-08	1.0E+06	1.9E-02
8	0.90445	7.18E-03	6.5E-03	6.05E-04	3.93E-06	0.08	4.71E-02	1.52E-08	1.0E+06	1.5E-02
9	0.72633	7.18E-03	5.2E-03	6.05E-04	3.16E-06	0.08	4.71E-02	1.22E-08	1.0E+06	1.2E-02
10	0.58135	7.18E-03	4.2E-03	6.05E-04	2.53E-06	0.08	4.71E-02	9.79E-09	1.0E+06	9.8E-03
11	0.46544	7.18E-03	3.3E-03	6.05E-04	2.02E-06	0.08	4.71E-02	7.84E-09	1.0E+06	7.8E-03
12	0.37348	7.18E-03	2.7E-03	6.05E-04	1.62E-06	0.08	4.71E-02	6.29E-09	1.0E+06	6.3E-03
13	0.30316	7.18E-03	2.2E-03	6.05E-04	1.32E-06	0.08	4.71E-02	5.10E-09	1.0E+06	5.1E-03
14	0.21946	7.18E-03	1.6E-03	6.05E-04	9.54E-07	0.08	4.71E-02	3.70E-09	1.0E+06	3.7E-03
15	0.18218	7.18E-03	1.3E-03	6.05E-04	7.92E-07	0.08	4.71E-02	3.07E-09	1.0E+06	3.1E-03
16	0.1556	7.18E-03	1.1E-03	6.05E-04	6.76E-07	0.08	4.71E-02	2.62E-09	1.0E+06	2.6E-03
17	0.12787	7.18E-03	9.2E-04	6.05E-04	5.56E-07	0.08	4.71E-02	2.15E-09	1.0E+06	2.2E-03
18	0.11431	7.18E-03	8.2E-04	6.05E-04	4.97E-07	0.08	4.71E-02	1.92E-09	1.0E+06	1.9E-03
19	0.09741	7.18E-03	7.0E-04	6.05E-04	4.23E-07	0.08	4.71E-02	1.64E-09	1.0E+06	1.6E-03
20	0.08665	7.18E-03	6.2E-04	6.05E-04	3.77E-07	0.08	4.71E-02	1.46E-09	1.0E+06	1.5E-03
21	0.07532	7.18E-03	5.4E-04	6.05E-04	3.27E-07	0.08	4.71E-02	1.27E-09	1.0E+06	1.3E-03
22	1.18188	7.18E-03	8.5E-03	6.05E-04	5.14E-06	0.08	4.71E-02	1.99E-08	1.0E+06	2.0E-02
23	0.94379	7.18E-03	6.8E-03	6.05E-04	4.10E-06	0.08	4.71E-02	1.59E-08	1.0E+06	1.6E-02
24	0.74826	7.18E-03	5.4E-03	6.05E-04	3.25E-06	0.08	4.71E-02	1.26E-08	1.0E+06	1.3E-02
25	0.59227	7.18E-03	4.3E-03	6.05E-04	2.57E-06	0.08	4.71E-02	9.97E-09	1.0E+06	1.0E-02
26	0.47052	7.18E-03	3.4E-03	6.05E-04	2.04E-06	0.08	4.71E-02	7.92E-09	1.0E+06	7.9E-03
27	0.37498	7.18E-03	2.7E-03	6.05E-04	1.63E-06	0.08	4.71E-02	6.31E-09	1.0E+06	6.3E-03
28	0.30297	7.18E-03	2.2E-03	6.05E-04	1.32E-06	0.08	4.71E-02	5.10E-09	1.0E+06	5.1E-03
29	0.22015	7.18E-03	1.6E-03	6.05E-04	9.57E-07	0.08	4.71E-02	3.71E-09	1.0E+06	3.7E-03
30	0.18674	7.18E-03	1.3E-03	6.05E-04	8.11E-07	0.08	4.71E-02	3.14E-09	1.0E+06	3.1E-03
31	0.15059	7.18E-03	1.1E-03	6.05E-04	6.54E-07	0.08	4.71E-02	2.54E-09	1.0E+06	2.5E-03

Ventura Ranch
P2 (off) - Grading

							Cancer Risk from 2 to 16 years			
Receptor #	Conc	g/sec	Cair	Dose Constant	Dose	ED	Risk Constant	Risk	Constant 2	Risk/ Million
32	0.11128	7.18E-03	8.0E-04	6.05E-04	4.84E-07	0.08	4.71E-02	1.87E-09	1.0E+06	1.9E-03
33	0.10293	7.18E-03	7.4E-04	6.05E-04	4.47E-07	0.08	4.71E-02	1.73E-09	1.0E+06	1.7E-03
34	0.10033	7.18E-03	7.2E-04	6.05E-04	4.36E-07	0.08	4.71E-02	1.69E-09	1.0E+06	1.7E-03
35	0.25228	7.18E-03	1.8E-03	6.05E-04	1.10E-06	0.08	4.71E-02	4.25E-09	1.0E+06	4.2E-03
36	0.18922	7.18E-03	1.4E-03	6.05E-04	8.22E-07	0.08	4.71E-02	3.19E-09	1.0E+06	3.2E-03
37	3.20186	7.18E-03	2.3E-02	6.05E-04	1.39E-05	0.08	4.71E-02	5.39E-08	1.0E+06	5.4E-02
38	3.64555	7.18E-03	2.6E-02	6.05E-04	1.58E-05	0.08	4.71E-02	6.14E-08	1.0E+06	6.1E-02
39	3.98361	7.18E-03	2.9E-02	6.05E-04	1.73E-05	0.08	4.71E-02	6.71E-08	1.0E+06	6.7E-02
40	4.18322	7.18E-03	3.0E-02	6.05E-04	1.82E-05	0.08	4.71E-02	7.04E-08	1.0E+06	7.0E-02
41	3.39741	7.18E-03	2.4E-02	6.05E-04	1.48E-05	0.08	4.71E-02	5.72E-08	1.0E+06	5.7E-02
42	3.9502	7.18E-03	2.8E-02	6.05E-04	1.72E-05	0.08	4.71E-02	6.65E-08	1.0E+06	6.7E-02
43	4.40314	7.18E-03	3.2E-02	6.05E-04	1.91E-05	0.08	4.71E-02	7.41E-08	1.0E+06	7.4E-02
44	4.7168	7.18E-03	3.4E-02	6.05E-04	2.05E-05	0.08	4.71E-02	7.94E-08	1.0E+06	7.9E-02
45	4.8382	7.18E-03	3.5E-02	6.05E-04	2.10E-05	0.08	4.71E-02	8.15E-08	1.0E+06	8.1E-02
46	1.10847	7.18E-03	8.0E-03	6.05E-04	4.82E-06	0.08	4.71E-02	1.87E-08	1.0E+06	1.9E-02
47	0.83146	7.18E-03	6.0E-03	6.05E-04	3.61E-06	0.08	4.71E-02	1.40E-08	1.0E+06	1.4E-02
48	4.26202	7.18E-03	3.1E-02	6.05E-04	1.85E-05	0.08	4.71E-02	7.18E-08	1.0E+06	7.2E-02
49	4.8893	7.18E-03	3.5E-02	6.05E-04	2.12E-05	0.08	4.71E-02	8.23E-08	1.0E+06	8.2E-02
50	5.34441	7.18E-03	3.8E-02	6.05E-04	2.32E-05	0.08	4.71E-02	9.00E-08	1.0E+06	9.0E-02
51	5.52064	7.18E-03	4.0E-02	6.05E-04	2.40E-05	0.08	4.71E-02	9.30E-08	1.0E+06	9.3E-02
52	1.15052	7.18E-03	8.3E-03	6.05E-04	5.00E-06	0.08	4.71E-02	1.94E-08	1.0E+06	1.9E-02
53	0.8505	7.18E-03	6.1E-03	6.05E-04	3.70E-06	0.08	4.71E-02	1.43E-08	1.0E+06	1.4E-02
54	0.63724	7.18E-03	4.6E-03	6.05E-04	2.77E-06	0.08	4.71E-02	1.07E-08	1.0E+06	1.1E-02
55	5.34838	7.18E-03	3.8E-02	6.05E-04	2.32E-05	0.08	4.71E-02	9.01E-08	1.0E+06	9.0E-02
56	6.00741	7.18E-03	4.3E-02	6.05E-04	2.61E-05	0.08	4.71E-02	1.01E-07	1.0E+06	1.0E-01
57	6.31971	7.18E-03	4.5E-02	6.05E-04	2.75E-05	0.08	4.71E-02	1.06E-07	1.0E+06	1.1E-01
58	6.1613	7.18E-03	4.4E-02	6.05E-04	2.68E-05	0.08	4.71E-02	1.04E-07	1.0E+06	1.0E-01
59	1.19332	7.18E-03	8.6E-03	6.05E-04	5.19E-06	0.08	4.71E-02	2.01E-08	1.0E+06	2.0E-02
60	0.86863	7.18E-03	6.2E-03	6.05E-04	3.77E-06	0.08	4.71E-02	1.46E-08	1.0E+06	1.5E-02
61	0.64551	7.18E-03	4.6E-03	6.05E-04	2.81E-06	0.08	4.71E-02	1.09E-08	1.0E+06	1.1E-02
62	1.23707	7.18E-03	8.9E-03	6.05E-04	5.38E-06	0.08	4.71E-02	2.08E-08	1.0E+06	2.1E-02

Ventura Ranch
P2 (off) - Grading

							Cancer Risk from 2 to 16 years			
Receptor #	Conc	g/sec	Cair	Dose Constant	Dose	ED	Risk Constant	Risk	Constant 2	Risk/ Million
63	0.88737	7.18E-03	6.4E-03	6.05E-04	3.86E-06	0.08	4.71E-02	1.49E-08	1.0E+06	1.5E-02
64	0.65477	7.18E-03	4.7E-03	6.05E-04	2.85E-06	0.08	4.71E-02	1.10E-08	1.0E+06	1.1E-02
65	0.90792	7.18E-03	6.5E-03	6.05E-04	3.95E-06	0.08	4.71E-02	1.53E-08	1.0E+06	1.5E-02
66	5.53785	7.18E-03	4.0E-02	6.05E-04	2.41E-05	0.08	4.71E-02	9.32E-08	1.0E+06	9.3E-02
67	7.41069	7.18E-03	5.3E-02	6.05E-04	3.22E-05	0.08	4.71E-02	1.25E-07	1.0E+06	1.2E-01
68	0.2113	7.18E-03	1.5E-03	6.05E-04	9.18E-07	0.08	4.71E-02	3.56E-09	1.0E+06	3.6E-03
69	0.18144	7.18E-03	1.3E-03	6.05E-04	7.88E-07	0.08	4.71E-02	3.06E-09	1.0E+06	3.1E-03
70	0.15842	7.18E-03	1.1E-03	6.05E-04	6.88E-07	0.08	4.71E-02	2.67E-09	1.0E+06	2.7E-03
71	0.14215	7.18E-03	1.0E-03	6.05E-04	6.18E-07	0.08	4.71E-02	2.39E-09	1.0E+06	2.4E-03
72	5.80901	7.18E-03	4.2E-02	6.05E-04	2.52E-05	0.08	4.71E-02	9.78E-08	1.0E+06	9.8E-02
73	8.18395	7.18E-03	5.9E-02	6.05E-04	3.56E-05	0.08	4.71E-02	1.38E-07	1.0E+06	1.4E-01
74	0.2666	7.18E-03	1.9E-03	6.05E-04	1.16E-06	0.08	4.71E-02	4.49E-09	1.0E+06	4.5E-03
75	0.22965	7.18E-03	1.6E-03	6.05E-04	9.98E-07	0.08	4.71E-02	3.87E-09	1.0E+06	3.9E-03
76	0.19904	7.18E-03	1.4E-03	6.05E-04	8.65E-07	0.08	4.71E-02	3.35E-09	1.0E+06	3.4E-03
77	0.17456	7.18E-03	1.3E-03	6.05E-04	7.59E-07	0.08	4.71E-02	2.94E-09	1.0E+06	2.9E-03
78	0.15994	7.18E-03	1.1E-03	6.05E-04	6.95E-07	0.08	4.71E-02	2.69E-09	1.0E+06	2.7E-03
79	5.96334	7.18E-03	4.3E-02	6.05E-04	2.59E-05	0.08	4.71E-02	1.00E-07	1.0E+06	1.0E-01
80	8.91852	7.18E-03	6.4E-02	6.05E-04	3.88E-05	0.08	4.71E-02	1.50E-07	1.0E+06	1.5E-01
81	0.29066	7.18E-03	2.1E-03	6.05E-04	1.26E-06	0.08	4.71E-02	4.89E-09	1.0E+06	4.9E-03
82	0.2531	7.18E-03	1.8E-03	6.05E-04	1.10E-06	0.08	4.71E-02	4.26E-09	1.0E+06	4.3E-03
83	0.22851	7.18E-03	1.6E-03	6.05E-04	9.93E-07	0.08	4.71E-02	3.85E-09	1.0E+06	3.8E-03
84	0.21076	7.18E-03	1.5E-03	6.05E-04	9.16E-07	0.08	4.71E-02	3.55E-09	1.0E+06	3.5E-03
85	0.18748	7.18E-03	1.3E-03	6.05E-04	8.15E-07	0.08	4.71E-02	3.16E-09	1.0E+06	3.2E-03
86	6.04208	7.18E-03	4.3E-02	6.05E-04	2.63E-05	0.08	4.71E-02	1.02E-07	1.0E+06	1.0E-01
87	11.4022	7.18E-03	8.2E-02	6.05E-04	4.95E-05	0.08	4.71E-02	1.92E-07	1.0E+06	1.9E-01
88	0.2944	7.18E-03	2.1E-03	6.05E-04	1.28E-06	0.08	4.71E-02	4.96E-09	1.0E+06	5.0E-03
89	1.39036	7.18E-03	1.0E-02	6.05E-04	6.04E-06	0.08	4.71E-02	2.34E-08	1.0E+06	2.3E-02
90	0.92168	7.18E-03	6.6E-03	6.05E-04	4.01E-06	0.08	4.71E-02	1.55E-08	1.0E+06	1.6E-02
91	1.07779	7.18E-03	7.7E-03	6.05E-04	4.68E-06	0.08	4.71E-02	1.81E-08	1.0E+06	1.8E-02
92	1.2919	7.18E-03	9.3E-03	6.05E-04	5.61E-06	0.08	4.71E-02	2.18E-08	1.0E+06	2.2E-02
93	0.74292	7.18E-03	5.3E-03	6.05E-04	3.23E-06	0.08	4.71E-02	1.25E-08	1.0E+06	1.3E-02

Ventura Ranch
P2 (off) - Grading

							Cancer Risk from 2 to 16 years			
Receptor #	Conc	g/sec	Cair	Dose Constant	Dose	ED	Risk Constant	Risk	Constant 2	Risk/ Million
94	0.85526	7.18E-03	6.1E-03	6.05E-04	3.72E-06	0.08	4.71E-02	1.44E-08	1.0E+06	1.4E-02
95	1.00801	7.18E-03	7.2E-03	6.05E-04	4.38E-06	0.08	4.71E-02	1.70E-08	1.0E+06	1.7E-02
96	1.25478	7.18E-03	9.0E-03	6.05E-04	5.45E-06	0.08	4.71E-02	2.11E-08	1.0E+06	2.1E-02
97	1.62773	7.18E-03	1.2E-02	6.05E-04	7.07E-06	0.08	4.71E-02	2.74E-08	1.0E+06	2.7E-02
98	2.13601	7.18E-03	1.5E-02	6.05E-04	9.28E-06	0.08	4.71E-02	3.60E-08	1.0E+06	3.6E-02
99	0.60086	7.18E-03	4.3E-03	6.05E-04	2.61E-06	0.08	4.71E-02	1.01E-08	1.0E+06	1.0E-02
100	0.68244	7.18E-03	4.9E-03	6.05E-04	2.97E-06	0.08	4.71E-02	1.15E-08	1.0E+06	1.1E-02
101	0.79286	7.18E-03	5.7E-03	6.05E-04	3.45E-06	0.08	4.71E-02	1.34E-08	1.0E+06	1.3E-02
102	0.96107	7.18E-03	6.9E-03	6.05E-04	4.18E-06	0.08	4.71E-02	1.62E-08	1.0E+06	1.6E-02
103	1.20351	7.18E-03	8.6E-03	6.05E-04	5.23E-06	0.08	4.71E-02	2.03E-08	1.0E+06	2.0E-02
104	1.55809	7.18E-03	1.1E-02	6.05E-04	6.77E-06	0.08	4.71E-02	2.62E-08	1.0E+06	2.6E-02
105	2.09301	7.18E-03	1.5E-02	6.05E-04	9.10E-06	0.08	4.71E-02	3.52E-08	1.0E+06	3.5E-02
106	2.97557	7.18E-03	2.1E-02	6.05E-04	1.29E-05	0.08	4.71E-02	5.01E-08	1.0E+06	5.0E-02
107	4.63182	7.18E-03	3.3E-02	6.05E-04	2.01E-05	0.08	4.71E-02	7.80E-08	1.0E+06	7.8E-02
108	10.79804	7.18E-03	7.8E-02	6.05E-04	4.69E-05	0.08	4.71E-02	1.82E-07	1.0E+06	1.8E-01
109	0.48682	7.18E-03	3.5E-03	6.05E-04	2.12E-06	0.08	4.71E-02	8.20E-09	1.0E+06	8.2E-03
110	0.5467	7.18E-03	3.9E-03	6.05E-04	2.38E-06	0.08	4.71E-02	9.21E-09	1.0E+06	9.2E-03
111	0.62996	7.18E-03	4.5E-03	6.05E-04	2.74E-06	0.08	4.71E-02	1.06E-08	1.0E+06	1.1E-02
112	0.75252	7.18E-03	5.4E-03	6.05E-04	3.27E-06	0.08	4.71E-02	1.27E-08	1.0E+06	1.3E-02
113	0.90428	7.18E-03	6.5E-03	6.05E-04	3.93E-06	0.08	4.71E-02	1.52E-08	1.0E+06	1.5E-02
114	1.10605	7.18E-03	7.9E-03	6.05E-04	4.81E-06	0.08	4.71E-02	1.86E-08	1.0E+06	1.9E-02
115	1.38599	7.18E-03	1.0E-02	6.05E-04	6.02E-06	0.08	4.71E-02	2.33E-08	1.0E+06	2.3E-02
116	1.77871	7.18E-03	1.3E-02	6.05E-04	7.73E-06	0.08	4.71E-02	2.99E-08	1.0E+06	3.0E-02
117	2.47871	7.18E-03	1.8E-02	6.05E-04	1.08E-05	0.08	4.71E-02	4.17E-08	1.0E+06	4.2E-02
118	3.8224	7.18E-03	2.7E-02	6.05E-04	1.66E-05	0.08	4.71E-02	6.44E-08	1.0E+06	6.4E-02
119	5.40749	7.18E-03	3.9E-02	6.05E-04	2.35E-05	0.08	4.71E-02	9.11E-08	1.0E+06	9.1E-02
120	5.7689	7.18E-03	4.1E-02	6.05E-04	2.51E-05	0.08	4.71E-02	9.71E-08	1.0E+06	9.7E-02
121	5.38075	7.18E-03	3.9E-02	6.05E-04	2.34E-05	0.08	4.71E-02	9.06E-08	1.0E+06	9.1E-02
122	4.80828	7.18E-03	3.5E-02	6.05E-04	2.09E-05	0.08	4.71E-02	8.10E-08	1.0E+06	8.1E-02
123	0.39835	7.18E-03	2.9E-03	6.05E-04	1.73E-06	0.08	4.71E-02	6.71E-09	1.0E+06	6.7E-03
124	0.44399	7.18E-03	3.2E-03	6.05E-04	1.93E-06	0.08	4.71E-02	7.48E-09	1.0E+06	7.5E-03

Ventura Ranch
P2 (off) - Grading

							Cancer Risk from 2 to 16 years			
Receptor #	Conc	g/sec	Cair	Dose Constant	Dose	ED	Risk Constant	Risk	Constant 2	Risk/ Million
125	0.5063	7.18E-03	3.6E-03	6.05E-04	2.20E-06	0.08	4.71E-02	8.53E-09	1.0E+06	8.5E-03
126	0.59241	7.18E-03	4.3E-03	6.05E-04	2.57E-06	0.08	4.71E-02	9.97E-09	1.0E+06	1.0E-02
127	0.69278	7.18E-03	5.0E-03	6.05E-04	3.01E-06	0.08	4.71E-02	1.17E-08	1.0E+06	1.2E-02
128	0.82179	7.18E-03	5.9E-03	6.05E-04	3.57E-06	0.08	4.71E-02	1.38E-08	1.0E+06	1.4E-02
129	0.99465	7.18E-03	7.1E-03	6.05E-04	4.32E-06	0.08	4.71E-02	1.67E-08	1.0E+06	1.7E-02
130	1.21672	7.18E-03	8.7E-03	6.05E-04	5.29E-06	0.08	4.71E-02	2.05E-08	1.0E+06	2.0E-02
131	1.562	7.18E-03	1.1E-02	6.05E-04	6.79E-06	0.08	4.71E-02	2.63E-08	1.0E+06	2.6E-02
132	2.0355	7.18E-03	1.5E-02	6.05E-04	8.85E-06	0.08	4.71E-02	3.43E-08	1.0E+06	3.4E-02
133	2.61423	7.18E-03	1.9E-02	6.05E-04	1.14E-05	0.08	4.71E-02	4.40E-08	1.0E+06	4.4E-02
134	3.10875	7.18E-03	2.2E-02	6.05E-04	1.35E-05	0.08	4.71E-02	5.23E-08	1.0E+06	5.2E-02
135	3.32013	7.18E-03	2.4E-02	6.05E-04	1.44E-05	0.08	4.71E-02	5.59E-08	1.0E+06	5.6E-02
136	3.28526	7.18E-03	2.4E-02	6.05E-04	1.43E-05	0.08	4.71E-02	5.53E-08	1.0E+06	5.5E-02
137	3.17209	7.18E-03	2.3E-02	6.05E-04	1.38E-05	0.08	4.71E-02	5.34E-08	1.0E+06	5.3E-02
138	2.97963	7.18E-03	2.1E-02	6.05E-04	1.29E-05	0.08	4.71E-02	5.02E-08	1.0E+06	5.0E-02
139	0.33119	7.18E-03	2.4E-03	6.05E-04	1.44E-06	0.08	4.71E-02	5.58E-09	1.0E+06	5.6E-03
140	0.36704	7.18E-03	2.6E-03	6.05E-04	1.59E-06	0.08	4.71E-02	6.18E-09	1.0E+06	6.2E-03
141	0.41424	7.18E-03	3.0E-03	6.05E-04	1.80E-06	0.08	4.71E-02	6.97E-09	1.0E+06	7.0E-03
142	0.47655	7.18E-03	3.4E-03	6.05E-04	2.07E-06	0.08	4.71E-02	8.02E-09	1.0E+06	8.0E-03
143	0.54806	7.18E-03	3.9E-03	6.05E-04	2.38E-06	0.08	4.71E-02	9.23E-09	1.0E+06	9.2E-03
144	0.63954	7.18E-03	4.6E-03	6.05E-04	2.78E-06	0.08	4.71E-02	1.08E-08	1.0E+06	1.1E-02
145	0.74967	7.18E-03	5.4E-03	6.05E-04	3.26E-06	0.08	4.71E-02	1.26E-08	1.0E+06	1.3E-02
146	0.89666	7.18E-03	6.4E-03	6.05E-04	3.90E-06	0.08	4.71E-02	1.51E-08	1.0E+06	1.5E-02
147	1.09448	7.18E-03	7.9E-03	6.05E-04	4.76E-06	0.08	4.71E-02	1.84E-08	1.0E+06	1.8E-02
148	1.30998	7.18E-03	9.4E-03	6.05E-04	5.69E-06	0.08	4.71E-02	2.21E-08	1.0E+06	2.2E-02
149	1.58007	7.18E-03	1.1E-02	6.05E-04	6.87E-06	0.08	4.71E-02	2.66E-08	1.0E+06	2.7E-02
150	1.86655	7.18E-03	1.3E-02	6.05E-04	8.11E-06	0.08	4.71E-02	3.14E-08	1.0E+06	3.1E-02
151	2.02732	7.18E-03	1.5E-02	6.05E-04	8.81E-06	0.08	4.71E-02	3.41E-08	1.0E+06	3.4E-02
152	2.12991	7.18E-03	1.5E-02	6.05E-04	9.26E-06	0.08	4.71E-02	3.59E-08	1.0E+06	3.6E-02
153	2.22202	7.18E-03	1.6E-02	6.05E-04	9.66E-06	0.08	4.71E-02	3.74E-08	1.0E+06	3.7E-02
154	2.19845	7.18E-03	1.6E-02	6.05E-04	9.55E-06	0.08	4.71E-02	3.70E-08	1.0E+06	3.7E-02
155	0.27998	7.18E-03	2.0E-03	6.05E-04	1.22E-06	0.08	4.71E-02	4.71E-09	1.0E+06	4.7E-03

Ventura Ranch
P2 (off) - Grading

							Cancer Risk from 2 to 16 years			
Receptor #	Conc	g/sec	Cair	Dose Constant	Dose	ED	Risk Constant	Risk	Constant 2	Risk/ Million
156	0.309	7.18E-03	2.2E-03	6.05E-04	1.34E-06	0.08	4.71E-02	5.20E-09	1.0E+06	5.2E-03
157	0.346	7.18E-03	2.5E-03	6.05E-04	1.50E-06	0.08	4.71E-02	5.83E-09	1.0E+06	5.8E-03
158	0.3932	7.18E-03	2.8E-03	6.05E-04	1.71E-06	0.08	4.71E-02	6.62E-09	1.0E+06	6.6E-03
159	0.44781	7.18E-03	3.2E-03	6.05E-04	1.95E-06	0.08	4.71E-02	7.54E-09	1.0E+06	7.5E-03
160	0.51676	7.18E-03	3.7E-03	6.05E-04	2.25E-06	0.08	4.71E-02	8.70E-09	1.0E+06	8.7E-03
161	0.592	7.18E-03	4.3E-03	6.05E-04	2.57E-06	0.08	4.71E-02	9.97E-09	1.0E+06	1.0E-02
162	0.6932	7.18E-03	5.0E-03	6.05E-04	3.01E-06	0.08	4.71E-02	1.17E-08	1.0E+06	1.2E-02
163	0.81822	7.18E-03	5.9E-03	6.05E-04	3.56E-06	0.08	4.71E-02	1.38E-08	1.0E+06	1.4E-02
164	0.94363	7.18E-03	6.8E-03	6.05E-04	4.10E-06	0.08	4.71E-02	1.59E-08	1.0E+06	1.6E-02
165	1.07991	7.18E-03	7.8E-03	6.05E-04	4.69E-06	0.08	4.71E-02	1.82E-08	1.0E+06	1.8E-02
166	1.2421	7.18E-03	8.9E-03	6.05E-04	5.40E-06	0.08	4.71E-02	2.09E-08	1.0E+06	2.1E-02
167	1.35805	7.18E-03	9.8E-03	6.05E-04	5.90E-06	0.08	4.71E-02	2.29E-08	1.0E+06	2.3E-02
168	1.43429	7.18E-03	1.0E-02	6.05E-04	6.23E-06	0.08	4.71E-02	2.42E-08	1.0E+06	2.4E-02
169	1.54069	7.18E-03	1.1E-02	6.05E-04	6.70E-06	0.08	4.71E-02	2.59E-08	1.0E+06	2.6E-02
170	1.57773	7.18E-03	1.1E-02	6.05E-04	6.86E-06	0.08	4.71E-02	2.66E-08	1.0E+06	2.7E-02
171	0.24078	7.18E-03	1.7E-03	6.05E-04	1.05E-06	0.08	4.71E-02	4.05E-09	1.0E+06	4.1E-03
172	0.26485	7.18E-03	1.9E-03	6.05E-04	1.15E-06	0.08	4.71E-02	4.46E-09	1.0E+06	4.5E-03
173	0.2948	7.18E-03	2.1E-03	6.05E-04	1.28E-06	0.08	4.71E-02	4.96E-09	1.0E+06	5.0E-03
174	0.33212	7.18E-03	2.4E-03	6.05E-04	1.44E-06	0.08	4.71E-02	5.59E-09	1.0E+06	5.6E-03
175	0.37563	7.18E-03	2.7E-03	6.05E-04	1.63E-06	0.08	4.71E-02	6.32E-09	1.0E+06	6.3E-03
176	0.42929	7.18E-03	3.1E-03	6.05E-04	1.87E-06	0.08	4.71E-02	7.23E-09	1.0E+06	7.2E-03
177	0.48228	7.18E-03	3.5E-03	6.05E-04	2.10E-06	0.08	4.71E-02	8.12E-09	1.0E+06	8.1E-03
178	0.55256	7.18E-03	4.0E-03	6.05E-04	2.40E-06	0.08	4.71E-02	9.30E-09	1.0E+06	9.3E-03
179	0.63601	7.18E-03	4.6E-03	6.05E-04	2.76E-06	0.08	4.71E-02	1.07E-08	1.0E+06	1.1E-02
180	0.71125	7.18E-03	5.1E-03	6.05E-04	3.09E-06	0.08	4.71E-02	1.20E-08	1.0E+06	1.2E-02
181	0.79534	7.18E-03	5.7E-03	6.05E-04	3.46E-06	0.08	4.71E-02	1.34E-08	1.0E+06	1.3E-02
182	0.89614	7.18E-03	6.4E-03	6.05E-04	3.89E-06	0.08	4.71E-02	1.51E-08	1.0E+06	1.5E-02
183	0.97048	7.18E-03	7.0E-03	6.05E-04	4.22E-06	0.08	4.71E-02	1.63E-08	1.0E+06	1.6E-02
184	1.01982	7.18E-03	7.3E-03	6.05E-04	4.43E-06	0.08	4.71E-02	1.72E-08	1.0E+06	1.7E-02
185	1.10178	7.18E-03	7.9E-03	6.05E-04	4.79E-06	0.08	4.71E-02	1.86E-08	1.0E+06	1.9E-02
186	1.14432	7.18E-03	8.2E-03	6.05E-04	4.97E-06	0.08	4.71E-02	1.93E-08	1.0E+06	1.9E-02

Ventura Ranch

P2 (off) - Grading

					Cancer Risk from 2 to 16 years					
Receptor #	Conc	g/sec	Cair	Dose Constant	Dose	ED	Risk Constant	Risk	Constant 2	Risk/ Million
187	0.21036	7.18E-03	1.5E-03	6.05E-04	9.14E-07	0.08	4.71E-02	3.54E-09	1.0E+06	3.5E-03
188	0.23085	7.18E-03	1.7E-03	6.05E-04	1.00E-06	0.08	4.71E-02	3.89E-09	1.0E+06	3.9E-03
189	0.25578	7.18E-03	1.8E-03	6.05E-04	1.11E-06	0.08	4.71E-02	4.31E-09	1.0E+06	4.3E-03
190	0.28603	7.18E-03	2.1E-03	6.05E-04	1.24E-06	0.08	4.71E-02	4.82E-09	1.0E+06	4.8E-03
191	0.32136	7.18E-03	2.3E-03	6.05E-04	1.40E-06	0.08	4.71E-02	5.41E-09	1.0E+06	5.4E-03
192	0.3637	7.18E-03	2.6E-03	6.05E-04	1.58E-06	0.08	4.71E-02	6.12E-09	1.0E+06	6.1E-03
193	0.40006	7.18E-03	2.9E-03	6.05E-04	1.74E-06	0.08	4.71E-02	6.74E-09	1.0E+06	6.7E-03
194	0.45033	7.18E-03	3.2E-03	6.05E-04	1.96E-06	0.08	4.71E-02	7.58E-09	1.0E+06	7.6E-03
195	0.50958	7.18E-03	3.7E-03	6.05E-04	2.21E-06	0.08	4.71E-02	8.58E-09	1.0E+06	8.6E-03
196	0.56042	7.18E-03	4.0E-03	6.05E-04	2.44E-06	0.08	4.71E-02	9.44E-09	1.0E+06	9.4E-03
197	0.61474	7.18E-03	4.4E-03	6.05E-04	2.67E-06	0.08	4.71E-02	1.04E-08	1.0E+06	1.0E-02
198	0.6815	7.18E-03	4.9E-03	6.05E-04	2.96E-06	0.08	4.71E-02	1.15E-08	1.0E+06	1.1E-02
199	0.73149	7.18E-03	5.3E-03	6.05E-04	3.18E-06	0.08	4.71E-02	1.23E-08	1.0E+06	1.2E-02
200	0.75811	7.18E-03	5.4E-03	6.05E-04	3.29E-06	0.08	4.71E-02	1.28E-08	1.0E+06	1.3E-02
201	0.82051	7.18E-03	5.9E-03	6.05E-04	3.57E-06	0.08	4.71E-02	1.38E-08	1.0E+06	1.4E-02
202	0.85732	7.18E-03	6.2E-03	6.05E-04	3.73E-06	0.08	4.71E-02	1.44E-08	1.0E+06	1.4E-02
203	0.1864	7.18E-03	1.3E-03	6.05E-04	8.10E-07	0.08	4.71E-02	3.14E-09	1.0E+06	3.1E-03
204	0.20408	7.18E-03	1.5E-03	6.05E-04	8.87E-07	0.08	4.71E-02	3.44E-09	1.0E+06	3.4E-03
205	0.2251	7.18E-03	1.6E-03	6.05E-04	9.78E-07	0.08	4.71E-02	3.79E-09	1.0E+06	3.8E-03
206	0.25005	7.18E-03	1.8E-03	6.05E-04	1.09E-06	0.08	4.71E-02	4.21E-09	1.0E+06	4.2E-03
207	0.27869	7.18E-03	2.0E-03	6.05E-04	1.21E-06	0.08	4.71E-02	4.69E-09	1.0E+06	4.7E-03
208	0.3113	7.18E-03	2.2E-03	6.05E-04	1.35E-06	0.08	4.71E-02	5.24E-09	1.0E+06	5.2E-03
209	0.33769	7.18E-03	2.4E-03	6.05E-04	1.47E-06	0.08	4.71E-02	5.69E-09	1.0E+06	5.7E-03
210	0.37403	7.18E-03	2.7E-03	6.05E-04	1.63E-06	0.08	4.71E-02	6.30E-09	1.0E+06	6.3E-03
211	0.41692	7.18E-03	3.0E-03	6.05E-04	1.81E-06	0.08	4.71E-02	7.02E-09	1.0E+06	7.0E-03
212	0.45489	7.18E-03	3.3E-03	6.05E-04	1.98E-06	0.08	4.71E-02	7.66E-09	1.0E+06	7.7E-03
213	0.49382	7.18E-03	3.5E-03	6.05E-04	2.15E-06	0.08	4.71E-02	8.31E-09	1.0E+06	8.3E-03
214	0.54025	7.18E-03	3.9E-03	6.05E-04	2.35E-06	0.08	4.71E-02	9.10E-09	1.0E+06	9.1E-03
215	0.57284	7.18E-03	4.1E-03	6.05E-04	2.49E-06	0.08	4.71E-02	9.65E-09	1.0E+06	9.6E-03
216	0.58551	7.18E-03	4.2E-03	6.05E-04	2.54E-06	0.08	4.71E-02	9.86E-09	1.0E+06	9.9E-03
217	0.63237	7.18E-03	4.5E-03	6.05E-04	2.75E-06	0.08	4.71E-02	1.06E-08	1.0E+06	1.1E-02

Ventura Ranch
P2 (off) - Grading

							Cancer Risk from 2 to 16 years			
Receptor #	Conc	g/sec	Cair	Dose Constant	Dose	ED	Risk Constant	Risk	Constant 2	Risk/ Million
218	0.66574	7.18E-03	4.8E-03	6.05E-04	2.89E-06	0.08	4.71E-02	1.12E-08	1.0E+06	1.1E-02
219	0.16719	7.18E-03	1.2E-03	6.05E-04	7.27E-07	0.08	4.71E-02	2.82E-09	1.0E+06	2.8E-03
220	0.18255	7.18E-03	1.3E-03	6.05E-04	7.93E-07	0.08	4.71E-02	3.07E-09	1.0E+06	3.1E-03
221	0.20046	7.18E-03	1.4E-03	6.05E-04	8.71E-07	0.08	4.71E-02	3.38E-09	1.0E+06	3.4E-03
222	0.21987	7.18E-03	1.6E-03	6.05E-04	9.55E-07	0.08	4.71E-02	3.70E-09	1.0E+06	3.7E-03
223	0.24257	7.18E-03	1.7E-03	6.05E-04	1.05E-06	0.08	4.71E-02	4.08E-09	1.0E+06	4.1E-03
224	0.26798	7.18E-03	1.9E-03	6.05E-04	1.16E-06	0.08	4.71E-02	4.51E-09	1.0E+06	4.5E-03
225	0.28994	7.18E-03	2.1E-03	6.05E-04	1.26E-06	0.08	4.71E-02	4.88E-09	1.0E+06	4.9E-03
226	0.31737	7.18E-03	2.3E-03	6.05E-04	1.38E-06	0.08	4.71E-02	5.34E-09	1.0E+06	5.3E-03
227	0.34823	7.18E-03	2.5E-03	6.05E-04	1.51E-06	0.08	4.71E-02	5.86E-09	1.0E+06	5.9E-03
228	0.37703	7.18E-03	2.7E-03	6.05E-04	1.64E-06	0.08	4.71E-02	6.35E-09	1.0E+06	6.3E-03
229	0.40814	7.18E-03	2.9E-03	6.05E-04	1.77E-06	0.08	4.71E-02	6.87E-09	1.0E+06	6.9E-03
230	0.44014	7.18E-03	3.2E-03	6.05E-04	1.91E-06	0.08	4.71E-02	7.41E-09	1.0E+06	7.4E-03
231	0.45136	7.18E-03	3.2E-03	6.05E-04	1.96E-06	0.08	4.71E-02	7.60E-09	1.0E+06	7.6E-03
232	0.4653	7.18E-03	3.3E-03	6.05E-04	2.02E-06	0.08	4.71E-02	7.83E-09	1.0E+06	7.8E-03
233	0.50198	7.18E-03	3.6E-03	6.05E-04	2.18E-06	0.08	4.71E-02	8.45E-09	1.0E+06	8.5E-03
234	0.52792	7.18E-03	3.8E-03	6.05E-04	2.29E-06	0.08	4.71E-02	8.89E-09	1.0E+06	8.9E-03
235	0.15147	7.18E-03	1.1E-03	6.05E-04	6.58E-07	0.08	4.71E-02	2.55E-09	1.0E+06	2.6E-03
236	0.16485	7.18E-03	1.2E-03	6.05E-04	7.16E-07	0.08	4.71E-02	2.78E-09	1.0E+06	2.8E-03
237	0.18018	7.18E-03	1.3E-03	6.05E-04	7.83E-07	0.08	4.71E-02	3.03E-09	1.0E+06	3.0E-03
238	0.19586	7.18E-03	1.4E-03	6.05E-04	8.51E-07	0.08	4.71E-02	3.30E-09	1.0E+06	3.3E-03
239	0.21342	7.18E-03	1.5E-03	6.05E-04	9.27E-07	0.08	4.71E-02	3.59E-09	1.0E+06	3.6E-03
240	0.23408	7.18E-03	1.7E-03	6.05E-04	1.02E-06	0.08	4.71E-02	3.94E-09	1.0E+06	3.9E-03
241	0.25292	7.18E-03	1.8E-03	6.05E-04	1.10E-06	0.08	4.71E-02	4.26E-09	1.0E+06	4.3E-03
242	0.27182	7.18E-03	2.0E-03	6.05E-04	1.18E-06	0.08	4.71E-02	4.58E-09	1.0E+06	4.6E-03
243	0.29634	7.18E-03	2.1E-03	6.05E-04	1.29E-06	0.08	4.71E-02	4.99E-09	1.0E+06	5.0E-03
244	0.319	7.18E-03	2.3E-03	6.05E-04	1.39E-06	0.08	4.71E-02	5.37E-09	1.0E+06	5.4E-03
245	0.34332	7.18E-03	2.5E-03	6.05E-04	1.49E-06	0.08	4.71E-02	5.78E-09	1.0E+06	5.8E-03
246	0.36601	7.18E-03	2.6E-03	6.05E-04	1.59E-06	0.08	4.71E-02	6.16E-09	1.0E+06	6.2E-03
247	0.35895	7.18E-03	2.6E-03	6.05E-04	1.56E-06	0.08	4.71E-02	6.04E-09	1.0E+06	6.0E-03
248	0.38064	7.18E-03	2.7E-03	6.05E-04	1.65E-06	0.08	4.71E-02	6.41E-09	1.0E+06	6.4E-03

Ventura Ranch
P2 (off) - Grading

							Cancer Risk from 2 to 16 years			
Receptor #	Conc	g/sec	Cair	Dose Constant	Dose	ED	Risk Constant	Risk	Constant 2	Risk/ Million
249	0.40664	7.18E-03	2.9E-03	6.05E-04	1.77E-06	0.08	4.71E-02	6.85E-09	1.0E+06	6.8E-03
250	0.42719	7.18E-03	3.1E-03	6.05E-04	1.86E-06	0.08	4.71E-02	7.19E-09	1.0E+06	7.2E-03
251	0.13829	7.18E-03	9.9E-04	6.05E-04	6.01E-07	0.08	4.71E-02	2.33E-09	1.0E+06	2.3E-03
252	0.15	7.18E-03	1.1E-03	6.05E-04	6.52E-07	0.08	4.71E-02	2.53E-09	1.0E+06	2.5E-03
253	0.16314	7.18E-03	1.2E-03	6.05E-04	7.09E-07	0.08	4.71E-02	2.75E-09	1.0E+06	2.7E-03
254	0.17681	7.18E-03	1.3E-03	6.05E-04	7.68E-07	0.08	4.71E-02	2.98E-09	1.0E+06	3.0E-03
255	0.18957	7.18E-03	1.4E-03	6.05E-04	8.24E-07	0.08	4.71E-02	3.19E-09	1.0E+06	3.2E-03
256	0.20663	7.18E-03	1.5E-03	6.05E-04	8.98E-07	0.08	4.71E-02	3.48E-09	1.0E+06	3.5E-03
257	0.22272	7.18E-03	1.6E-03	6.05E-04	9.68E-07	0.08	4.71E-02	3.75E-09	1.0E+06	3.8E-03
258	0.23654	7.18E-03	1.7E-03	6.05E-04	1.03E-06	0.08	4.71E-02	3.98E-09	1.0E+06	4.0E-03
259	0.25513	7.18E-03	1.8E-03	6.05E-04	1.11E-06	0.08	4.71E-02	4.30E-09	1.0E+06	4.3E-03
260	0.27285	7.18E-03	2.0E-03	6.05E-04	1.19E-06	0.08	4.71E-02	4.59E-09	1.0E+06	4.6E-03
261	0.2907	7.18E-03	2.1E-03	6.05E-04	1.26E-06	0.08	4.71E-02	4.89E-09	1.0E+06	4.9E-03
262	0.30838	7.18E-03	2.2E-03	6.05E-04	1.34E-06	0.08	4.71E-02	5.19E-09	1.0E+06	5.2E-03
263	0.29863	7.18E-03	2.1E-03	6.05E-04	1.30E-06	0.08	4.71E-02	5.03E-09	1.0E+06	5.0E-03
264	0.31989	7.18E-03	2.3E-03	6.05E-04	1.39E-06	0.08	4.71E-02	5.39E-09	1.0E+06	5.4E-03
265	0.33212	7.18E-03	2.4E-03	6.05E-04	1.44E-06	0.08	4.71E-02	5.59E-09	1.0E+06	5.6E-03
266	0.34632	7.18E-03	2.5E-03	6.05E-04	1.50E-06	0.08	4.71E-02	5.83E-09	1.0E+06	5.8E-03
267	0.12702	7.18E-03	9.1E-04	6.05E-04	5.52E-07	0.08	4.71E-02	2.14E-09	1.0E+06	2.1E-03
268	0.13734	7.18E-03	9.9E-04	6.05E-04	5.97E-07	0.08	4.71E-02	2.31E-09	1.0E+06	2.3E-03
269	0.14862	7.18E-03	1.1E-03	6.05E-04	6.46E-07	0.08	4.71E-02	2.50E-09	1.0E+06	2.5E-03
270	0.16101	7.18E-03	1.2E-03	6.05E-04	7.00E-07	0.08	4.71E-02	2.71E-09	1.0E+06	2.7E-03
271	0.17001	7.18E-03	1.2E-03	6.05E-04	7.39E-07	0.08	4.71E-02	2.86E-09	1.0E+06	2.9E-03
272	0.18365	7.18E-03	1.3E-03	6.05E-04	7.98E-07	0.08	4.71E-02	3.09E-09	1.0E+06	3.1E-03
273	0.19725	7.18E-03	1.4E-03	6.05E-04	8.57E-07	0.08	4.71E-02	3.32E-09	1.0E+06	3.3E-03
274	0.21022	7.18E-03	1.5E-03	6.05E-04	9.14E-07	0.08	4.71E-02	3.54E-09	1.0E+06	3.5E-03
275	0.22178	7.18E-03	1.6E-03	6.05E-04	9.64E-07	0.08	4.71E-02	3.73E-09	1.0E+06	3.7E-03
276	0.23687	7.18E-03	1.7E-03	6.05E-04	1.03E-06	0.08	4.71E-02	3.99E-09	1.0E+06	4.0E-03
277	0.24564	7.18E-03	1.8E-03	6.05E-04	1.07E-06	0.08	4.71E-02	4.14E-09	1.0E+06	4.1E-03
278	0.25144	7.18E-03	1.8E-03	6.05E-04	1.09E-06	0.08	4.71E-02	4.23E-09	1.0E+06	4.2E-03
279	0.25955	7.18E-03	1.9E-03	6.05E-04	1.13E-06	0.08	4.71E-02	4.37E-09	1.0E+06	4.4E-03

Ventura Ranch
P2 (off) - Grading

							Cancer Risk from 2 to 16 years			
Receptor #	Conc	g/sec	Cair	Dose Constant	Dose	ED	Risk Constant	Risk	Constant 2	Risk/ Million
280	0.27485	7.18E-03	2.0E-03	6.05E-04	1.19E-06	0.08	4.71E-02	4.63E-09	1.0E+06	4.6E-03
281	0.2834	7.18E-03	2.0E-03	6.05E-04	1.23E-06	0.08	4.71E-02	4.77E-09	1.0E+06	4.8E-03
282	0.29726	7.18E-03	2.1E-03	6.05E-04	1.29E-06	0.08	4.71E-02	5.01E-09	1.0E+06	5.0E-03
283	0.11716	7.18E-03	8.4E-04	6.05E-04	5.09E-07	0.08	4.71E-02	1.97E-09	1.0E+06	2.0E-03
284	0.12638	7.18E-03	9.1E-04	6.05E-04	5.49E-07	0.08	4.71E-02	2.13E-09	1.0E+06	2.1E-03
285	0.13607	7.18E-03	9.8E-04	6.05E-04	5.91E-07	0.08	4.71E-02	2.29E-09	1.0E+06	2.3E-03
286	0.14656	7.18E-03	1.1E-03	6.05E-04	6.37E-07	0.08	4.71E-02	2.47E-09	1.0E+06	2.5E-03
287	0.15439	7.18E-03	1.1E-03	6.05E-04	6.71E-07	0.08	4.71E-02	2.60E-09	1.0E+06	2.6E-03
288	0.16654	7.18E-03	1.2E-03	6.05E-04	7.24E-07	0.08	4.71E-02	2.80E-09	1.0E+06	2.8E-03
289	0.17638	7.18E-03	1.3E-03	6.05E-04	7.66E-07	0.08	4.71E-02	2.97E-09	1.0E+06	3.0E-03
290	0.18891	7.18E-03	1.4E-03	6.05E-04	8.21E-07	0.08	4.71E-02	3.18E-09	1.0E+06	3.2E-03
291	0.19598	7.18E-03	1.4E-03	6.05E-04	8.52E-07	0.08	4.71E-02	3.30E-09	1.0E+06	3.3E-03
292	0.20792	7.18E-03	1.5E-03	6.05E-04	9.04E-07	0.08	4.71E-02	3.50E-09	1.0E+06	3.5E-03
293	0.215	7.18E-03	1.5E-03	6.05E-04	9.34E-07	0.08	4.71E-02	3.62E-09	1.0E+06	3.6E-03
294	0.2212	7.18E-03	1.6E-03	6.05E-04	9.61E-07	0.08	4.71E-02	3.72E-09	1.0E+06	3.7E-03
295	0.22865	7.18E-03	1.6E-03	6.05E-04	9.94E-07	0.08	4.71E-02	3.85E-09	1.0E+06	3.8E-03
296	0.23896	7.18E-03	1.7E-03	6.05E-04	1.04E-06	0.08	4.71E-02	4.02E-09	1.0E+06	4.0E-03
297	0.24698	7.18E-03	1.8E-03	6.05E-04	1.07E-06	0.08	4.71E-02	4.16E-09	1.0E+06	4.2E-03
298	0.25652	7.18E-03	1.8E-03	6.05E-04	1.11E-06	0.08	4.71E-02	4.32E-09	1.0E+06	4.3E-03
299	0.11679	7.18E-03	8.4E-04	6.05E-04	5.08E-07	0.08	4.71E-02	1.97E-09	1.0E+06	2.0E-03
300	0.12514	7.18E-03	9.0E-04	6.05E-04	5.44E-07	0.08	4.71E-02	2.11E-09	1.0E+06	2.1E-03
301	0.134	7.18E-03	9.6E-04	6.05E-04	5.82E-07	0.08	4.71E-02	2.26E-09	1.0E+06	2.3E-03
302	0.14272	7.18E-03	1.0E-03	6.05E-04	6.20E-07	0.08	4.71E-02	2.40E-09	1.0E+06	2.4E-03
303	0.15029	7.18E-03	1.1E-03	6.05E-04	6.53E-07	0.08	4.71E-02	2.53E-09	1.0E+06	2.5E-03
304	0.1604	7.18E-03	1.2E-03	6.05E-04	6.97E-07	0.08	4.71E-02	2.70E-09	1.0E+06	2.7E-03
305	0.16919	7.18E-03	1.2E-03	6.05E-04	7.35E-07	0.08	4.71E-02	2.85E-09	1.0E+06	2.8E-03
306	0.17672	7.18E-03	1.3E-03	6.05E-04	7.68E-07	0.08	4.71E-02	2.98E-09	1.0E+06	3.0E-03
307	0.18486	7.18E-03	1.3E-03	6.05E-04	8.03E-07	0.08	4.71E-02	3.11E-09	1.0E+06	3.1E-03
308	0.19141	7.18E-03	1.4E-03	6.05E-04	8.32E-07	0.08	4.71E-02	3.22E-09	1.0E+06	3.2E-03

Ventura Ranch
P2 (off) - Grading

							Cancer Risk from 2 to 16 years			
Receptor #	Conc	g/sec	Cair	Dose Constant	Dose	ED	Risk Constant	Risk	Constant 2	Risk/ Million
309	0.19469	7.18E-03	1.4E-03	6.05E-04	8.46E-07	0.08	4.71E-02	3.28E-09	1.0E+06	3.3E-03
310	0.20104	7.18E-03	1.4E-03	6.05E-04	8.74E-07	0.08	4.71E-02	3.39E-09	1.0E+06	3.4E-03
311	0.21129	7.18E-03	1.5E-03	6.05E-04	9.18E-07	0.08	4.71E-02	3.56E-09	1.0E+06	3.6E-03
312	0.22112	7.18E-03	1.6E-03	6.05E-04	9.61E-07	0.08	4.71E-02	3.72E-09	1.0E+06	3.7E-03
313	0.22238	7.18E-03	1.6E-03	6.05E-04	9.66E-07	0.08	4.71E-02	3.74E-09	1.0E+06	3.7E-03
314	0.10815	7.18E-03	7.8E-04	6.05E-04	4.70E-07	0.08	4.71E-02	1.82E-09	1.0E+06	1.8E-03
315	0.11551	7.18E-03	8.3E-04	6.05E-04	5.02E-07	0.08	4.71E-02	1.94E-09	1.0E+06	1.9E-03
316	0.12302	7.18E-03	8.8E-04	6.05E-04	5.35E-07	0.08	4.71E-02	2.07E-09	1.0E+06	2.1E-03
317	0.13072	7.18E-03	9.4E-04	6.05E-04	5.68E-07	0.08	4.71E-02	2.20E-09	1.0E+06	2.2E-03
318	0.13701	7.18E-03	9.8E-04	6.05E-04	5.95E-07	0.08	4.71E-02	2.31E-09	1.0E+06	2.3E-03
319	0.14532	7.18E-03	1.0E-03	6.05E-04	6.31E-07	0.08	4.71E-02	2.45E-09	1.0E+06	2.4E-03
320	0.1535	7.18E-03	1.1E-03	6.05E-04	6.67E-07	0.08	4.71E-02	2.58E-09	1.0E+06	2.6E-03
321	0.15776	7.18E-03	1.1E-03	6.05E-04	6.86E-07	0.08	4.71E-02	2.66E-09	1.0E+06	2.7E-03
322	0.16579	7.18E-03	1.2E-03	6.05E-04	7.20E-07	0.08	4.71E-02	2.79E-09	1.0E+06	2.8E-03
323	0.1719	7.18E-03	1.2E-03	6.05E-04	7.47E-07	0.08	4.71E-02	2.89E-09	1.0E+06	2.9E-03
324	0.17488	7.18E-03	1.3E-03	6.05E-04	7.60E-07	0.08	4.71E-02	2.94E-09	1.0E+06	2.9E-03
325	0.17906	7.18E-03	1.3E-03	6.05E-04	7.78E-07	0.08	4.71E-02	3.01E-09	1.0E+06	3.0E-03
326	0.188	7.18E-03	1.4E-03	6.05E-04	8.17E-07	0.08	4.71E-02	3.17E-09	1.0E+06	3.2E-03
327	0.1959	7.18E-03	1.4E-03	6.05E-04	8.51E-07	0.08	4.71E-02	3.30E-09	1.0E+06	3.3E-03
328	0.19452	7.18E-03	1.4E-03	6.05E-04	8.45E-07	0.08	4.71E-02	3.28E-09	1.0E+06	3.3E-03
329	0.1003	7.18E-03	7.2E-04	6.05E-04	4.36E-07	0.08	4.71E-02	1.69E-09	1.0E+06	1.7E-03
330	0.10694	7.18E-03	7.7E-04	6.05E-04	4.65E-07	0.08	4.71E-02	1.80E-09	1.0E+06	1.8E-03
331	0.11338	7.18E-03	8.1E-04	6.05E-04	4.93E-07	0.08	4.71E-02	1.91E-09	1.0E+06	1.9E-03
332	0.11988	7.18E-03	8.6E-04	6.05E-04	5.21E-07	0.08	4.71E-02	2.02E-09	1.0E+06	2.0E-03
333	0.12557	7.18E-03	9.0E-04	6.05E-04	5.46E-07	0.08	4.71E-02	2.11E-09	1.0E+06	2.1E-03
334	0.13271	7.18E-03	9.5E-04	6.05E-04	5.77E-07	0.08	4.71E-02	2.23E-09	1.0E+06	2.2E-03
335	0.14009	7.18E-03	1.0E-03	6.05E-04	6.09E-07	0.08	4.71E-02	2.36E-09	1.0E+06	2.4E-03
336	0.14416	7.18E-03	1.0E-03	6.05E-04	6.26E-07	0.08	4.71E-02	2.43E-09	1.0E+06	2.4E-03
337	0.1505	7.18E-03	1.1E-03	6.05E-04	6.54E-07	0.08	4.71E-02	2.53E-09	1.0E+06	2.5E-03
338	0.15634	7.18E-03	1.1E-03	6.05E-04	6.79E-07	0.08	4.71E-02	2.63E-09	1.0E+06	2.6E-03
339	0.15948	7.18E-03	1.1E-03	6.05E-04	6.93E-07	0.08	4.71E-02	2.69E-09	1.0E+06	2.7E-03

Ventura Ranch
P2 (off) - Grading

							Cancer Risk from 2 to 16 years			
Receptor #	Conc	g/sec	Cair	Dose Constant	Dose	ED	Risk Constant	Risk	Constant 2	Risk/ Million
340	0.16111	7.18E-03	1.2E-03	6.05E-04	7.00E-07	0.08	4.71E-02	2.71E-09	1.0E+06	2.7E-03
341	0.16852	7.18E-03	1.2E-03	6.05E-04	7.32E-07	0.08	4.71E-02	2.84E-09	1.0E+06	2.8E-03
342	0.1748	7.18E-03	1.3E-03	6.05E-04	7.60E-07	0.08	4.71E-02	2.94E-09	1.0E+06	2.9E-03
343	0.17194	7.18E-03	1.2E-03	6.05E-04	7.47E-07	0.08	4.71E-02	2.90E-09	1.0E+06	2.9E-03
344	0.16765	7.18E-03	1.2E-03	6.05E-04	7.29E-07	0.08	4.71E-02	2.82E-09	1.0E+06	2.8E-03
345	0.09325	7.18E-03	6.7E-04	6.05E-04	4.05E-07	0.08	4.71E-02	1.57E-09	1.0E+06	1.6E-03
346	0.09924	7.18E-03	7.1E-04	6.05E-04	4.31E-07	0.08	4.71E-02	1.67E-09	1.0E+06	1.7E-03
347	0.10487	7.18E-03	7.5E-04	6.05E-04	4.56E-07	0.08	4.71E-02	1.77E-09	1.0E+06	1.8E-03
348	0.11045	7.18E-03	7.9E-04	6.05E-04	4.80E-07	0.08	4.71E-02	1.86E-09	1.0E+06	1.9E-03
349	0.11449	7.18E-03	8.2E-04	6.05E-04	4.98E-07	0.08	4.71E-02	1.93E-09	1.0E+06	1.9E-03
350	0.12065	7.18E-03	8.7E-04	6.05E-04	5.24E-07	0.08	4.71E-02	2.03E-09	1.0E+06	2.0E-03
351	0.12836	7.18E-03	9.2E-04	6.05E-04	5.58E-07	0.08	4.71E-02	2.16E-09	1.0E+06	2.2E-03
352	0.13304	7.18E-03	9.6E-04	6.05E-04	5.78E-07	0.08	4.71E-02	2.24E-09	1.0E+06	2.2E-03
353	0.13777	7.18E-03	9.9E-04	6.05E-04	5.99E-07	0.08	4.71E-02	2.32E-09	1.0E+06	2.3E-03
354	0.14295	7.18E-03	1.0E-03	6.05E-04	6.21E-07	0.08	4.71E-02	2.41E-09	1.0E+06	2.4E-03
355	0.14598	7.18E-03	1.0E-03	6.05E-04	6.34E-07	0.08	4.71E-02	2.46E-09	1.0E+06	2.5E-03
356	0.14607	7.18E-03	1.0E-03	6.05E-04	6.35E-07	0.08	4.71E-02	2.46E-09	1.0E+06	2.5E-03
357	0.15236	7.18E-03	1.1E-03	6.05E-04	6.62E-07	0.08	4.71E-02	2.57E-09	1.0E+06	2.6E-03
358	0.1575	7.18E-03	1.1E-03	6.05E-04	6.84E-07	0.08	4.71E-02	2.65E-09	1.0E+06	2.7E-03
359	0.15633	7.18E-03	1.1E-03	6.05E-04	6.79E-07	0.08	4.71E-02	2.63E-09	1.0E+06	2.6E-03
360	0.14827	7.18E-03	1.1E-03	6.05E-04	6.44E-07	0.08	4.71E-02	2.50E-09	1.0E+06	2.5E-03

Ventura Ranch
P2 (off) - Grading

Max Cancer Risk Cancer Risk	
Receptor #	**Total Risk/ Million**
1	4.5E-02
2	4.1E-02
3	3.7E-02
4	3.2E-02
5	2.8E-02
6	2.3E-02
7	1.9E-02
8	1.5E-02
9	1.2E-02
10	9.8E-03
11	7.8E-03
12	6.3E-03
13	5.1E-03
14	3.7E-03
15	3.1E-03
16	2.6E-03
17	2.2E-03
18	1.9E-03
19	1.6E-03
20	1.5E-03
21	1.3E-03
22	2.0E-02
23	1.6E-02
24	1.3E-02
25	1.0E-02
26	7.9E-03
27	6.3E-03
28	5.1E-03
29	3.7E-03
30	3.1E-03
31	2.5E-03

Max	**Receptor #**	
0.192	87	Res

Chronic Non Cancer Risk	
REL	**HI Offroad**
5	3.84E-03
5	3.52E-03
5	3.15E-03
5	2.75E-03
5	2.35E-03
5	1.96E-03
5	1.61E-03
5	1.30E-03
5	1.04E-03
5	8.35E-04
5	6.69E-04
5	5.36E-04
5	4.35E-04
5	3.15E-04
5	2.62E-04
5	2.24E-04
5	1.84E-04
5	1.64E-04
5	1.40E-04
5	1.24E-04
5	1.08E-04
5	1.70E-03
5	1.36E-03
5	1.07E-03
5	8.51E-04
5	6.76E-04
5	5.39E-04
5	4.35E-04
5	3.16E-04
5	2.68E-04
5	2.16E-04

Max	**Receptor #**	
1.638E-02	87	Res

Ventura Ranch
P2 (off) - Grading

Max Cancer Risk Cancer Risk		*Chronic Non Cancer Risk*	
Receptor #	Total Risk/ Million	REL	HI Offroad
32	1.9E-03	5	1.60E-04
33	1.7E-03	5	1.48E-04
34	1.7E-03	5	1.44E-04
35	4.2E-03	5	3.62E-04
36	3.2E-03	5	2.72E-04
37	5.4E-02	5	4.60E-03
38	6.1E-02	5	5.24E-03
39	6.7E-02	5	5.72E-03
40	7.0E-02	5	6.01E-03
41	5.7E-02	5	4.88E-03
42	6.7E-02	5	5.67E-03
43	7.4E-02	5	6.32E-03
44	7.9E-02	5	6.78E-03
45	8.1E-02	5	6.95E-03
46	1.9E-02	5	1.59E-03
47	1.4E-02	5	1.19E-03
48	7.2E-02	5	6.12E-03
49	8.2E-02	5	7.02E-03
50	9.0E-02	5	7.68E-03
51	9.3E-02	5	7.93E-03
52	1.9E-02	5	1.65E-03
53	1.4E-02	5	1.22E-03
54	1.1E-02	5	9.15E-04
55	9.0E-02	5	7.68E-03
56	1.0E-01	5	8.63E-03
57	1.1E-01	5	9.08E-03
58	1.0E-01	5	8.85E-03
59	2.0E-02	5	1.71E-03
60	1.5E-02	5	1.25E-03
61	1.1E-02	5	9.27E-04
62	2.1E-02	5	1.78E-03

Ventura Ranch
P2 (off) - Grading

Max Cancer Risk Cancer Risk		*Chronic Non Cancer Risk*	
Receptor #	Total Risk/ Million	REL	HI Offroad
63	1.5E-02	5	1.27E-03
64	1.1E-02	5	9.40E-04
65	1.5E-02	5	1.30E-03
66	9.3E-02	5	7.95E-03
67	1.2E-01	5	1.06E-02
68	3.6E-03	5	3.04E-04
69	3.1E-03	5	2.61E-04
70	2.7E-03	5	2.28E-04
71	2.4E-03	5	2.04E-04
72	9.8E-02	5	8.34E-03
73	1.4E-01	5	1.18E-02
74	4.5E-03	5	3.83E-04
75	3.9E-03	5	3.30E-04
76	3.4E-03	5	2.86E-04
77	2.9E-03	5	2.51E-04
78	2.7E-03	5	2.30E-04
79	1.0E-01	5	8.57E-03
80	1.5E-01	5	1.28E-02
81	4.9E-03	5	4.17E-04
82	4.3E-03	5	3.64E-04
83	3.8E-03	5	3.28E-04
84	3.5E-03	5	3.03E-04
85	3.2E-03	5	2.69E-04
86	1.0E-01	5	8.68E-03
87	1.9E-01	5	1.64E-02
88	5.0E-03	5	4.23E-04
89	2.3E-02	5	2.00E-03
90	1.6E-02	5	1.32E-03
91	1.8E-02	5	1.55E-03
92	2.2E-02	5	1.86E-03
93	1.3E-02	5	1.07E-03

Ventura Ranch
P2 (off) - Grading

Max Cancer Risk Cancer Risk		*Chronic Non Cancer Risk*	
Receptor #	Total Risk/ Million	REL	HI Offroad
94	1.4E-02	5	1.23E-03
95	1.7E-02	5	1.45E-03
96	2.1E-02	5	1.80E-03
97	2.7E-02	5	2.34E-03
98	3.6E-02	5	3.07E-03
99	1.0E-02	5	8.63E-04
100	1.1E-02	5	9.80E-04
101	1.3E-02	5	1.14E-03
102	1.6E-02	5	1.38E-03
103	2.0E-02	5	1.73E-03
104	2.6E-02	5	2.24E-03
105	3.5E-02	5	3.01E-03
106	5.0E-02	5	4.27E-03
107	7.8E-02	5	6.65E-03
108	1.8E-01	5	1.55E-02
109	8.2E-03	5	6.99E-04
110	9.2E-03	5	7.85E-04
111	1.1E-02	5	9.05E-04
112	1.3E-02	5	1.08E-03
113	1.5E-02	5	1.30E-03
114	1.9E-02	5	1.59E-03
115	2.3E-02	5	1.99E-03
116	3.0E-02	5	2.55E-03
117	4.2E-02	5	3.56E-03
118	6.4E-02	5	5.49E-03
119	9.1E-02	5	7.77E-03
120	9.7E-02	5	8.29E-03
121	9.1E-02	5	7.73E-03
122	8.1E-02	5	6.91E-03
123	6.7E-03	5	5.72E-04
124	7.5E-03	5	6.38E-04

Ventura Ranch
P2 (off) - Grading

Max Cancer Risk Cancer Risk		*Chronic Non Cancer Risk*	
Receptor #	Total Risk/ Million	REL	HI Offroad
125	8.5E-03	5	7.27E-04
126	1.0E-02	5	8.51E-04
127	1.2E-02	5	9.95E-04
128	1.4E-02	5	1.18E-03
129	1.7E-02	5	1.43E-03
130	2.0E-02	5	1.75E-03
131	2.6E-02	5	2.24E-03
132	3.4E-02	5	2.92E-03
133	4.4E-02	5	3.76E-03
134	5.2E-02	5	4.47E-03
135	5.6E-02	5	4.77E-03
136	5.5E-02	5	4.72E-03
137	5.3E-02	5	4.56E-03
138	5.0E-02	5	4.28E-03
139	5.6E-03	5	4.76E-04
140	6.2E-03	5	5.27E-04
141	7.0E-03	5	5.95E-04
142	8.0E-03	5	6.85E-04
143	9.2E-03	5	7.87E-04
144	1.1E-02	5	9.19E-04
145	1.3E-02	5	1.08E-03
146	1.5E-02	5	1.29E-03
147	1.8E-02	5	1.57E-03
148	2.2E-02	5	1.88E-03
149	2.7E-02	5	2.27E-03
150	3.1E-02	5	2.68E-03
151	3.4E-02	5	2.91E-03
152	3.6E-02	5	3.06E-03
153	3.7E-02	5	3.19E-03
154	3.7E-02	5	3.16E-03
155	4.7E-03	5	4.02E-04

Ventura Ranch
P2 (off) - Grading

Max Cancer Risk Cancer Risk		*Chronic Non Cancer Risk*	
Receptor #	Total Risk/ Million	REL	HI Offroad
156	5.2E-03	5	4.44E-04
157	5.8E-03	5	4.97E-04
158	6.6E-03	5	5.65E-04
159	7.5E-03	5	6.43E-04
160	8.7E-03	5	7.42E-04
161	1.0E-02	5	8.50E-04
162	1.2E-02	5	9.96E-04
163	1.4E-02	5	1.18E-03
164	1.6E-02	5	1.36E-03
165	1.8E-02	5	1.55E-03
166	2.1E-02	5	1.78E-03
167	2.3E-02	5	1.95E-03
168	2.4E-02	5	2.06E-03
169	2.6E-02	5	2.21E-03
170	2.7E-02	5	2.27E-03
171	4.1E-03	5	3.46E-04
172	4.5E-03	5	3.80E-04
173	5.0E-03	5	4.23E-04
174	5.6E-03	5	4.77E-04
175	6.3E-03	5	5.40E-04
176	7.2E-03	5	6.17E-04
177	8.1E-03	5	6.93E-04
178	9.3E-03	5	7.94E-04
179	1.1E-02	5	9.14E-04
180	1.2E-02	5	1.02E-03
181	1.3E-02	5	1.14E-03
182	1.5E-02	5	1.29E-03
183	1.6E-02	5	1.39E-03
184	1.7E-02	5	1.46E-03
185	1.9E-02	5	1.58E-03
186	1.9E-02	5	1.64E-03

Ventura Ranch
P2 (off) - Grading

Max Cancer Risk Cancer Risk		*Chronic Non Cancer Risk*	
Receptor #	Total Risk/ Million	REL	HI Offroad
187	3.5E-03	5	3.02E-04
188	3.9E-03	5	3.32E-04
189	4.3E-03	5	3.67E-04
190	4.8E-03	5	4.11E-04
191	5.4E-03	5	4.62E-04
192	6.1E-03	5	5.22E-04
193	6.7E-03	5	5.75E-04
194	7.6E-03	5	6.47E-04
195	8.6E-03	5	7.32E-04
196	9.4E-03	5	8.05E-04
197	1.0E-02	5	8.83E-04
198	1.1E-02	5	9.79E-04
199	1.2E-02	5	1.05E-03
200	1.3E-02	5	1.09E-03
201	1.4E-02	5	1.18E-03
202	1.4E-02	5	1.23E-03
203	3.1E-03	5	2.68E-04
204	3.4E-03	5	2.93E-04
205	3.8E-03	5	3.23E-04
206	4.2E-03	5	3.59E-04
207	4.7E-03	5	4.00E-04
208	5.2E-03	5	4.47E-04
209	5.7E-03	5	4.85E-04
210	6.3E-03	5	5.37E-04
211	7.0E-03	5	5.99E-04
212	7.7E-03	5	6.53E-04
213	8.3E-03	5	7.09E-04
214	9.1E-03	5	7.76E-04
215	9.6E-03	5	8.23E-04
216	9.9E-03	5	8.41E-04
217	1.1E-02	5	9.08E-04

Ventura Ranch
P2 (off) - Grading

Max Cancer Risk Cancer Risk		*Chronic Non Cancer Risk*	
Receptor #	Total Risk/ Million	REL	HI Offroad
218	1.1E-02	5	9.56E-04
219	2.8E-03	5	2.40E-04
220	3.1E-03	5	2.62E-04
221	3.4E-03	5	2.88E-04
222	3.7E-03	5	3.16E-04
223	4.1E-03	5	3.48E-04
224	4.5E-03	5	3.85E-04
225	4.9E-03	5	4.16E-04
226	5.3E-03	5	4.56E-04
227	5.9E-03	5	5.00E-04
228	6.3E-03	5	5.42E-04
229	6.9E-03	5	5.86E-04
230	7.4E-03	5	6.32E-04
231	7.6E-03	5	6.48E-04
232	7.8E-03	5	6.68E-04
233	8.5E-03	5	7.21E-04
234	8.9E-03	5	7.58E-04
235	2.6E-03	5	2.18E-04
236	2.8E-03	5	2.37E-04
237	3.0E-03	5	2.59E-04
238	3.3E-03	5	2.81E-04
239	3.6E-03	5	3.07E-04
240	3.9E-03	5	3.36E-04
241	4.3E-03	5	3.63E-04
242	4.6E-03	5	3.90E-04
243	5.0E-03	5	4.26E-04
244	5.4E-03	5	4.58E-04
245	5.8E-03	5	4.93E-04
246	6.2E-03	5	5.26E-04
247	6.0E-03	5	5.16E-04
248	6.4E-03	5	5.47E-04

Ventura Ranch
P2 (off) - Grading

Max Cancer Risk Cancer Risk		*Chronic Non Cancer Risk*	
Receptor #	Total Risk/ Million	REL	HI Offroad
249	6.8E-03	5	5.84E-04
250	7.2E-03	5	6.14E-04
251	2.3E-03	5	1.99E-04
252	2.5E-03	5	2.15E-04
253	2.7E-03	5	2.34E-04
254	3.0E-03	5	2.54E-04
255	3.2E-03	5	2.72E-04
256	3.5E-03	5	2.97E-04
257	3.8E-03	5	3.20E-04
258	4.0E-03	5	3.40E-04
259	4.3E-03	5	3.66E-04
260	4.6E-03	5	3.92E-04
261	4.9E-03	5	4.18E-04
262	5.2E-03	5	4.43E-04
263	5.0E-03	5	4.29E-04
264	5.4E-03	5	4.59E-04
265	5.6E-03	5	4.77E-04
266	5.8E-03	5	4.97E-04
267	2.1E-03	5	1.82E-04
268	2.3E-03	5	1.97E-04
269	2.5E-03	5	2.13E-04
270	2.7E-03	5	2.31E-04
271	2.9E-03	5	2.44E-04
272	3.1E-03	5	2.64E-04
273	3.3E-03	5	2.83E-04
274	3.5E-03	5	3.02E-04
275	3.7E-03	5	3.19E-04
276	4.0E-03	5	3.40E-04
277	4.1E-03	5	3.53E-04
278	4.2E-03	5	3.61E-04
279	4.4E-03	5	3.73E-04

Ventura Ranch
P2 (off) - Grading

Max Cancer Risk Cancer Risk		*Chronic Non Cancer Risk*	
Receptor #	Total Risk/ Million	REL	HI Offroad
280	4.6E-03	5	3.95E-04
281	4.8E-03	5	4.07E-04
282	5.0E-03	5	4.27E-04
283	2.0E-03	5	1.68E-04
284	2.1E-03	5	1.82E-04
285	2.3E-03	5	1.95E-04
286	2.5E-03	5	2.11E-04
287	2.6E-03	5	2.22E-04
288	2.8E-03	5	2.39E-04
289	3.0E-03	5	2.53E-04
290	3.2E-03	5	2.71E-04
291	3.3E-03	5	2.82E-04
292	3.5E-03	5	2.99E-04
293	3.6E-03	5	3.09E-04
294	3.7E-03	5	3.18E-04
295	3.8E-03	5	3.28E-04
296	4.0E-03	5	3.43E-04
297	4.2E-03	5	3.55E-04
298	4.3E-03	5	3.68E-04
299	2.0E-03	5	1.68E-04
300	2.1E-03	5	1.80E-04
301	2.3E-03	5	1.92E-04
302	2.4E-03	5	2.05E-04
303	2.5E-03	5	2.16E-04
304	2.7E-03	5	2.30E-04
305	2.8E-03	5	2.43E-04
306	3.0E-03	5	2.54E-04
307	3.1E-03	5	2.66E-04
308	3.2E-03	5	2.75E-04

Ventura Ranch
P2 (off) - Grading

Max Cancer Risk Cancer Risk		*Chronic Non Cancer Risk*	
Receptor #	Total Risk/ Million	REL	HI Offroad
309	3.3E-03	5	2.80E-04
310	3.4E-03	5	2.89E-04
311	3.6E-03	5	3.03E-04
312	3.7E-03	5	3.18E-04
313	3.7E-03	5	3.19E-04
314	1.8E-03	5	1.55E-04
315	1.9E-03	5	1.66E-04
316	2.1E-03	5	1.77E-04
317	2.2E-03	5	1.88E-04
318	2.3E-03	5	1.97E-04
319	2.4E-03	5	2.09E-04
320	2.6E-03	5	2.20E-04
321	2.7E-03	5	2.27E-04
322	2.8E-03	5	2.38E-04
323	2.9E-03	5	2.47E-04
324	2.9E-03	5	2.51E-04
325	3.0E-03	5	2.57E-04
326	3.2E-03	5	2.70E-04
327	3.3E-03	5	2.81E-04
328	3.3E-03	5	2.79E-04
329	1.7E-03	5	1.44E-04
330	1.8E-03	5	1.54E-04
331	1.9E-03	5	1.63E-04
332	2.0E-03	5	1.72E-04
333	2.1E-03	5	1.80E-04
334	2.2E-03	5	1.91E-04
335	2.4E-03	5	2.01E-04
336	2.4E-03	5	2.07E-04
337	2.5E-03	5	2.16E-04
338	2.6E-03	5	2.25E-04
339	2.7E-03	5	2.29E-04

Ventura Ranch
P2 (off) - Grading

Max Cancer Risk Cancer Risk		*Chronic Non Cancer Risk*	
Receptor #	**Total Risk/ Million**	**REL**	**HI Offroad**
340	2.7E-03	5	2.31E-04
341	2.8E-03	5	2.42E-04
342	2.9E-03	5	2.51E-04
343	2.9E-03	5	2.47E-04
344	2.8E-03	5	2.41E-04
345	1.6E-03	5	1.34E-04
346	1.7E-03	5	1.43E-04
347	1.8E-03	5	1.51E-04
348	1.9E-03	5	1.59E-04
349	1.9E-03	5	1.64E-04
350	2.0E-03	5	1.73E-04
351	2.2E-03	5	1.84E-04
352	2.2E-03	5	1.91E-04
353	2.3E-03	5	1.98E-04
354	2.4E-03	5	2.05E-04
355	2.5E-03	5	2.10E-04
356	2.5E-03	5	2.10E-04
357	2.6E-03	5	2.19E-04
358	2.7E-03	5	2.26E-04
359	2.6E-03	5	2.25E-04
360	2.5E-03	5	2.13E-04

Ventura Ranch

P2 (off) - Grading Haul or Vendor Risk

						Cancer Risk from 2 to 16 years				
Receptor #	Conc	g/sec	Cair	Dose Constant	Dose	ED	Risk Constant	Risk	Constant 2	Risk/ Million
1	0.27315	1.47E-05	4.0E-06	6.05E-04	2.42E-09	0.08	4.71E-02	9.39E-12	1.0E+06	9.4E-06
2	0.25932	1.47E-05	3.8E-06	6.05E-04	2.30E-09	0.08	4.71E-02	8.91E-12	1.0E+06	8.9E-06
3	0.24831	1.47E-05	3.6E-06	6.05E-04	2.20E-09	0.08	4.71E-02	8.53E-12	1.0E+06	8.5E-06
4	0.23859	1.47E-05	3.5E-06	6.05E-04	2.12E-09	0.08	4.71E-02	8.20E-12	1.0E+06	8.2E-06
5	0.22897	1.47E-05	3.4E-06	6.05E-04	2.03E-09	0.08	4.71E-02	7.87E-12	1.0E+06	7.9E-06
6	0.21609	1.47E-05	3.2E-06	6.05E-04	1.92E-09	0.08	4.71E-02	7.43E-12	1.0E+06	7.4E-06
7	0.20281	1.47E-05	3.0E-06	6.05E-04	1.80E-09	0.08	4.71E-02	6.97E-12	1.0E+06	7.0E-06
8	0.19034	1.47E-05	2.8E-06	6.05E-04	1.69E-09	0.08	4.71E-02	6.54E-12	1.0E+06	6.5E-06
9	0.17571	1.47E-05	2.6E-06	6.05E-04	1.56E-09	0.08	4.71E-02	6.04E-12	1.0E+06	6.0E-06
10	0.16101	1.47E-05	2.4E-06	6.05E-04	1.43E-09	0.08	4.71E-02	5.53E-12	1.0E+06	5.5E-06
11	0.14724	1.47E-05	2.2E-06	6.05E-04	1.31E-09	0.08	4.71E-02	5.06E-12	1.0E+06	5.1E-06
12	0.13459	1.47E-05	2.0E-06	6.05E-04	1.19E-09	0.08	4.71E-02	4.63E-12	1.0E+06	4.6E-06
13	0.1224	1.47E-05	1.8E-06	6.05E-04	1.09E-09	0.08	4.71E-02	4.21E-12	1.0E+06	4.2E-06
14	0.1112	1.47E-05	1.6E-06	6.05E-04	9.86E-10	0.08	4.71E-02	3.82E-12	1.0E+06	3.8E-06
15	0.10302	1.47E-05	1.5E-06	6.05E-04	9.14E-10	0.08	4.71E-02	3.54E-12	1.0E+06	3.5E-06
16	0.09592	1.47E-05	1.4E-06	6.05E-04	8.51E-10	0.08	4.71E-02	3.30E-12	1.0E+06	3.3E-06
17	0.08104	1.47E-05	1.2E-06	6.05E-04	7.19E-10	0.08	4.71E-02	2.79E-12	1.0E+06	2.8E-06
18	0.07653	1.47E-05	1.1E-06	6.05E-04	6.79E-10	0.08	4.71E-02	2.63E-12	1.0E+06	2.6E-06
19	0.0675	1.47E-05	9.9E-07	6.05E-04	5.99E-10	0.08	4.71E-02	2.32E-12	1.0E+06	2.3E-06
20	0.06248	1.47E-05	9.2E-07	6.05E-04	5.54E-10	0.08	4.71E-02	2.15E-12	1.0E+06	2.1E-06
21	0.05649	1.47E-05	8.3E-07	6.05E-04	5.01E-10	0.08	4.71E-02	1.94E-12	1.0E+06	1.9E-06
22	0.20923	1.47E-05	3.1E-06	6.05E-04	1.86E-09	0.08	4.71E-02	7.19E-12	1.0E+06	7.2E-06
23	0.19546	1.47E-05	2.9E-06	6.05E-04	1.73E-09	0.08	4.71E-02	6.72E-12	1.0E+06	6.7E-06
24	0.18164	1.47E-05	2.7E-06	6.05E-04	1.61E-09	0.08	4.71E-02	6.24E-12	1.0E+06	6.2E-06
25	0.16816	1.47E-05	2.5E-06	6.05E-04	1.49E-09	0.08	4.71E-02	5.78E-12	1.0E+06	5.8E-06
26	0.15452	1.47E-05	2.3E-06	6.05E-04	1.37E-09	0.08	4.71E-02	5.31E-12	1.0E+06	5.3E-06
27	0.13999	1.47E-05	2.1E-06	6.05E-04	1.24E-09	0.08	4.71E-02	4.81E-12	1.0E+06	4.8E-06
28	0.12585	1.47E-05	1.8E-06	6.05E-04	1.12E-09	0.08	4.71E-02	4.33E-12	1.0E+06	4.3E-06
29	0.11535	1.47E-05	1.7E-06	6.05E-04	1.02E-09	0.08	4.71E-02	3.96E-12	1.0E+06	4.0E-06
30	0.10967	1.47E-05	1.6E-06	6.05E-04	9.73E-10	0.08	4.71E-02	3.77E-12	1.0E+06	3.8E-06
31	0.09173	1.47E-05	1.3E-06	6.05E-04	8.14E-10	0.08	4.71E-02	3.15E-12	1.0E+06	3.2E-06

Ventura Ranch

P2 (off) - Grading Haul or Vendor Risk

		Cancer Risk from 2 to 16 years								
Receptor #	Conc	g/sec	Cair	Dose Constant	Dose	ED	Risk Constant	Risk	Constant 2	Risk/ Million
32	0.07026	1.47E-05	1.0E-06	6.05E-04	6.23E-10	0.08	4.71E-02	2.41E-12	1.0E+06	2.4E-06
33	0.06847	1.47E-05	1.0E-06	6.05E-04	6.07E-10	0.08	4.71E-02	2.35E-12	1.0E+06	2.4E-06
34	0.0699	1.47E-05	1.0E-06	6.05E-04	6.20E-10	0.08	4.71E-02	2.40E-12	1.0E+06	2.4E-06
35	0.13203	1.47E-05	1.9E-06	6.05E-04	1.17E-09	0.08	4.71E-02	4.54E-12	1.0E+06	4.5E-06
36	0.11424	1.47E-05	1.7E-06	6.05E-04	1.01E-09	0.08	4.71E-02	3.93E-12	1.0E+06	3.9E-06
37	0.59905	1.47E-05	8.8E-06	6.05E-04	5.31E-09	0.08	4.71E-02	2.06E-11	1.0E+06	2.1E-05
38	0.52159	1.47E-05	7.6E-06	6.05E-04	4.63E-09	0.08	4.71E-02	1.79E-11	1.0E+06	1.8E-05
39	0.45967	1.47E-05	6.7E-06	6.05E-04	4.08E-09	0.08	4.71E-02	1.58E-11	1.0E+06	1.6E-05
40	0.41289	1.47E-05	6.1E-06	6.05E-04	3.66E-09	0.08	4.71E-02	1.42E-11	1.0E+06	1.4E-05
41	0.66058	1.47E-05	9.7E-06	6.05E-04	5.86E-09	0.08	4.71E-02	2.27E-11	1.0E+06	2.3E-05
42	0.57043	1.47E-05	8.4E-06	6.05E-04	5.06E-09	0.08	4.71E-02	1.96E-11	1.0E+06	2.0E-05
43	0.49903	1.47E-05	7.3E-06	6.05E-04	4.43E-09	0.08	4.71E-02	1.72E-11	1.0E+06	1.7E-05
44	0.44544	1.47E-05	6.5E-06	6.05E-04	3.95E-09	0.08	4.71E-02	1.53E-11	1.0E+06	1.5E-05
45	0.406	1.47E-05	6.0E-06	6.05E-04	3.60E-09	0.08	4.71E-02	1.40E-11	1.0E+06	1.4E-05
46	0.22884	1.47E-05	3.4E-06	6.05E-04	2.03E-09	0.08	4.71E-02	7.86E-12	1.0E+06	7.9E-06
47	0.21212	1.47E-05	3.1E-06	6.05E-04	1.88E-09	0.08	4.71E-02	7.29E-12	1.0E+06	7.3E-06
48	0.62767	1.47E-05	9.2E-06	6.05E-04	5.57E-09	0.08	4.71E-02	2.16E-11	1.0E+06	2.2E-05
49	0.54418	1.47E-05	8.0E-06	6.05E-04	4.83E-09	0.08	4.71E-02	1.87E-11	1.0E+06	1.9E-05
50	0.48257	1.47E-05	7.1E-06	6.05E-04	4.28E-09	0.08	4.71E-02	1.66E-11	1.0E+06	1.7E-05
51	0.43873	1.47E-05	6.4E-06	6.05E-04	3.89E-09	0.08	4.71E-02	1.51E-11	1.0E+06	1.5E-05
52	0.24121	1.47E-05	3.5E-06	6.05E-04	2.14E-09	0.08	4.71E-02	8.29E-12	1.0E+06	8.3E-06
53	0.22198	1.47E-05	3.3E-06	6.05E-04	1.97E-09	0.08	4.71E-02	7.63E-12	1.0E+06	7.6E-06
54	0.20776	1.47E-05	3.0E-06	6.05E-04	1.84E-09	0.08	4.71E-02	7.14E-12	1.0E+06	7.1E-06
55	0.59869	1.47E-05	8.8E-06	6.05E-04	5.31E-09	0.08	4.71E-02	2.06E-11	1.0E+06	2.1E-05
56	0.52756	1.47E-05	7.7E-06	6.05E-04	4.68E-09	0.08	4.71E-02	1.81E-11	1.0E+06	1.8E-05
57	0.47756	1.47E-05	7.0E-06	6.05E-04	4.24E-09	0.08	4.71E-02	1.64E-11	1.0E+06	1.6E-05
58	0.4413	1.47E-05	6.5E-06	6.05E-04	3.91E-09	0.08	4.71E-02	1.52E-11	1.0E+06	1.5E-05
59	0.25411	1.47E-05	3.7E-06	6.05E-04	2.25E-09	0.08	4.71E-02	8.73E-12	1.0E+06	8.7E-06
60	0.2347	1.47E-05	3.4E-06	6.05E-04	2.08E-09	0.08	4.71E-02	8.07E-12	1.0E+06	8.1E-06
61	0.21828	1.47E-05	3.2E-06	6.05E-04	1.94E-09	0.08	4.71E-02	7.50E-12	1.0E+06	7.5E-06
62	0.26761	1.47E-05	3.9E-06	6.05E-04	2.37E-09	0.08	4.71E-02	9.20E-12	1.0E+06	9.2E-06

Ventura Ranch

P2 (off) - Grading Haul or Vendor Risk

						Cancer Risk from 2 to 16 years				
Receptor #	Conc	g/sec	Cair	Dose Constant	Dose	ED	Risk Constant	Risk	Constant 2	Risk/ Million
63	0.24748	1.47E-05	3.6E-06	6.05E-04	2.19E-09	0.08	4.71E-02	8.51E-12	1.0E+06	8.5E-06
64	0.22779	1.47E-05	3.3E-06	6.05E-04	2.02E-09	0.08	4.71E-02	7.83E-12	1.0E+06	7.8E-06
65	0.26071	1.47E-05	3.8E-06	6.05E-04	2.31E-09	0.08	4.71E-02	8.96E-12	1.0E+06	9.0E-06
66	1.01211	1.47E-05	1.5E-05	6.05E-04	8.98E-09	0.08	4.71E-02	3.48E-11	1.0E+06	3.5E-05
67	0.8335	1.47E-05	1.2E-05	6.05E-04	7.39E-09	0.08	4.71E-02	2.86E-11	1.0E+06	2.9E-05
68	0.12834	1.47E-05	1.9E-06	6.05E-04	1.14E-09	0.08	4.71E-02	4.41E-12	1.0E+06	4.4E-06
69	0.10493	1.47E-05	1.5E-06	6.05E-04	9.31E-10	0.08	4.71E-02	3.61E-12	1.0E+06	3.6E-06
70	0.09134	1.47E-05	1.3E-06	6.05E-04	8.10E-10	0.08	4.71E-02	3.14E-12	1.0E+06	3.1E-06
71	0.0831	1.47E-05	1.2E-06	6.05E-04	7.37E-10	0.08	4.71E-02	2.86E-12	1.0E+06	2.9E-06
72	1.18101	1.47E-05	1.7E-05	6.05E-04	1.05E-08	0.08	4.71E-02	4.06E-11	1.0E+06	4.1E-05
73	0.95471	1.47E-05	1.4E-05	6.05E-04	8.47E-09	0.08	4.71E-02	3.28E-11	1.0E+06	3.3E-05
74	0.16012	1.47E-05	2.3E-06	6.05E-04	1.42E-09	0.08	4.71E-02	5.50E-12	1.0E+06	5.5E-06
75	0.13616	1.47E-05	2.0E-06	6.05E-04	1.21E-09	0.08	4.71E-02	4.68E-12	1.0E+06	4.7E-06
76	0.11261	1.47E-05	1.7E-06	6.05E-04	9.99E-10	0.08	4.71E-02	3.87E-12	1.0E+06	3.9E-06
77	0.09787	1.47E-05	1.4E-06	6.05E-04	8.68E-10	0.08	4.71E-02	3.36E-12	1.0E+06	3.4E-06
78	0.09175	1.47E-05	1.3E-06	6.05E-04	8.14E-10	0.08	4.71E-02	3.15E-12	1.0E+06	3.2E-06
79	1.41082	1.47E-05	2.1E-05	6.05E-04	1.25E-08	0.08	4.71E-02	4.85E-11	1.0E+06	4.8E-05
80	1.11586	1.47E-05	1.6E-05	6.05E-04	9.90E-09	0.08	4.71E-02	3.83E-11	1.0E+06	3.8E-05
81	0.16124	1.47E-05	2.4E-06	6.05E-04	1.43E-09	0.08	4.71E-02	5.54E-12	1.0E+06	5.5E-06
82	0.14458	1.47E-05	2.1E-06	6.05E-04	1.28E-09	0.08	4.71E-02	4.97E-12	1.0E+06	5.0E-06
83	0.13346	1.47E-05	2.0E-06	6.05E-04	1.18E-09	0.08	4.71E-02	4.59E-12	1.0E+06	4.6E-06
84	0.12969	1.47E-05	1.9E-06	6.05E-04	1.15E-09	0.08	4.71E-02	4.46E-12	1.0E+06	4.5E-06
85	0.11177	1.47E-05	1.6E-06	6.05E-04	9.91E-10	0.08	4.71E-02	3.84E-12	1.0E+06	3.8E-06
86	1.73854	1.47E-05	2.5E-05	6.05E-04	1.54E-08	0.08	4.71E-02	5.97E-11	1.0E+06	6.0E-05
87	1.29237	1.47E-05	1.9E-05	6.05E-04	1.15E-08	0.08	4.71E-02	4.44E-11	1.0E+06	4.4E-05
88	0.15899	1.47E-05	2.3E-06	6.05E-04	1.41E-09	0.08	4.71E-02	5.46E-12	1.0E+06	5.5E-06
89	15.57642	1.47E-05	2.3E-04	6.05E-04	1.38E-07	0.08	4.71E-02	5.35E-10	1.0E+06	5.4E-04
90	11.44535	1.47E-05	1.7E-04	6.05E-04	1.02E-07	0.08	4.71E-02	3.93E-10	1.0E+06	3.9E-04
91	18.20645	1.47E-05	2.7E-04	6.05E-04	1.61E-07	0.08	4.71E-02	6.26E-10	1.0E+06	6.3E-04
92	11.18143	1.47E-05	1.6E-04	6.05E-04	9.92E-08	0.08	4.71E-02	3.84E-10	1.0E+06	3.8E-04
93	20.95114	1.47E-05	3.1E-04	6.05E-04	1.86E-07	0.08	4.71E-02	7.20E-10	1.0E+06	7.2E-04

Ventura Ranch

P2 (off) - Grading Haul or Vendor Risk

							Cancer Risk from 2 to 16 years			
Receptor #	Conc	g/sec	Cair	Dose Constant	Dose	ED	Risk Constant	Risk	Constant 2	Risk/ Million
94	13.01504	1.47E-05	1.9E-04	6.05E-04	1.15E-07	0.08	4.71E-02	4.47E-10	1.0E+06	4.5E-04
95	9.07432	1.47E-05	1.3E-04	6.05E-04	8.05E-08	0.08	4.71E-02	3.12E-10	1.0E+06	3.1E-04
96	6.64905	1.47E-05	9.7E-05	6.05E-04	5.90E-08	0.08	4.71E-02	2.29E-10	1.0E+06	2.3E-04
97	4.99337	1.47E-05	7.3E-05	6.05E-04	4.43E-08	0.08	4.71E-02	1.72E-10	1.0E+06	1.7E-04
98	3.88847	1.47E-05	5.7E-05	6.05E-04	3.45E-08	0.08	4.71E-02	1.34E-10	1.0E+06	1.3E-04
99	13.73986	1.47E-05	2.0E-04	6.05E-04	1.22E-07	0.08	4.71E-02	4.72E-10	1.0E+06	4.7E-04
100	9.8886	1.47E-05	1.4E-04	6.05E-04	8.77E-08	0.08	4.71E-02	3.40E-10	1.0E+06	3.4E-04
101	7.48414	1.47E-05	1.1E-04	6.05E-04	6.64E-08	0.08	4.71E-02	2.57E-10	1.0E+06	2.6E-04
102	5.78575	1.47E-05	8.5E-05	6.05E-04	5.13E-08	0.08	4.71E-02	1.99E-10	1.0E+06	2.0E-04
103	4.54733	1.47E-05	6.7E-05	6.05E-04	4.03E-08	0.08	4.71E-02	1.56E-10	1.0E+06	1.6E-04
104	3.59595	1.47E-05	5.3E-05	6.05E-04	3.19E-08	0.08	4.71E-02	1.24E-10	1.0E+06	1.2E-04
105	2.88391	1.47E-05	4.2E-05	6.05E-04	2.56E-08	0.08	4.71E-02	9.91E-11	1.0E+06	9.9E-05
106	2.36163	1.47E-05	3.5E-05	6.05E-04	2.09E-08	0.08	4.71E-02	8.12E-11	1.0E+06	8.1E-05
107	1.97939	1.47E-05	2.9E-05	6.05E-04	1.76E-08	0.08	4.71E-02	6.80E-11	1.0E+06	6.8E-05
108	1.68254	1.47E-05	2.5E-05	6.05E-04	1.49E-08	0.08	4.71E-02	5.78E-11	1.0E+06	5.8E-05
109	10.18663	1.47E-05	1.5E-04	6.05E-04	9.03E-08	0.08	4.71E-02	3.50E-10	1.0E+06	3.5E-04
110	7.89632	1.47E-05	1.2E-04	6.05E-04	7.00E-08	0.08	4.71E-02	2.71E-10	1.0E+06	2.7E-04
111	6.24097	1.47E-05	9.1E-05	6.05E-04	5.54E-08	0.08	4.71E-02	2.14E-10	1.0E+06	2.1E-04
112	4.87072	1.47E-05	7.1E-05	6.05E-04	4.32E-08	0.08	4.71E-02	1.67E-10	1.0E+06	1.7E-04
113	3.98433	1.47E-05	5.8E-05	6.05E-04	3.53E-08	0.08	4.71E-02	1.37E-10	1.0E+06	1.4E-04
114	3.32243	1.47E-05	4.9E-05	6.05E-04	2.95E-08	0.08	4.71E-02	1.14E-10	1.0E+06	1.1E-04
115	2.73196	1.47E-05	4.0E-05	6.05E-04	2.42E-08	0.08	4.71E-02	9.39E-11	1.0E+06	9.4E-05
116	2.28217	1.47E-05	3.3E-05	6.05E-04	2.02E-08	0.08	4.71E-02	7.84E-11	1.0E+06	7.8E-05
117	1.93216	1.47E-05	2.8E-05	6.05E-04	1.71E-08	0.08	4.71E-02	6.64E-11	1.0E+06	6.6E-05
118	1.64379	1.47E-05	2.4E-05	6.05E-04	1.46E-08	0.08	4.71E-02	5.65E-11	1.0E+06	5.6E-05
119	1.40249	1.47E-05	2.1E-05	6.05E-04	1.24E-08	0.08	4.71E-02	4.82E-11	1.0E+06	4.8E-05
120	1.20465	1.47E-05	1.8E-05	6.05E-04	1.07E-08	0.08	4.71E-02	4.14E-11	1.0E+06	4.1E-05
121	1.04736	1.47E-05	1.5E-05	6.05E-04	9.29E-09	0.08	4.71E-02	3.60E-11	1.0E+06	3.6E-05
122	0.90873	1.47E-05	1.3E-05	6.05E-04	8.06E-09	0.08	4.71E-02	3.12E-11	1.0E+06	3.1E-05
123	8.06251	1.47E-05	1.2E-04	6.05E-04	7.15E-08	0.08	4.71E-02	2.77E-10	1.0E+06	2.8E-04
124	6.51863	1.47E-05	9.6E-05	6.05E-04	5.78E-08	0.08	4.71E-02	2.24E-10	1.0E+06	2.2E-04

Ventura Ranch

P2 (off) - Grading Haul or Vendor Risk

		Cancer Risk from 2 to 16 years								
Receptor #	Conc	g/sec	Cair	Dose Constant	Dose	ED	Risk Constant	Risk	Constant 2	Risk/ Million
125	5.30279	1.47E-05	7.8E-05	6.05E-04	4.70E-08	0.08	4.71E-02	1.82E-10	1.0E+06	1.8E-04
126	4.14953	1.47E-05	6.1E-05	6.05E-04	3.68E-08	0.08	4.71E-02	1.43E-10	1.0E+06	1.4E-04
127	3.52466	1.47E-05	5.2E-05	6.05E-04	3.13E-08	0.08	4.71E-02	1.21E-10	1.0E+06	1.2E-04
128	3.00801	1.47E-05	4.4E-05	6.05E-04	2.67E-08	0.08	4.71E-02	1.03E-10	1.0E+06	1.0E-04
129	2.42478	1.47E-05	3.6E-05	6.05E-04	2.15E-08	0.08	4.71E-02	8.33E-11	1.0E+06	8.3E-05
130	2.08531	1.47E-05	3.1E-05	6.05E-04	1.85E-08	0.08	4.71E-02	7.17E-11	1.0E+06	7.2E-05
131	1.82868	1.47E-05	2.7E-05	6.05E-04	1.62E-08	0.08	4.71E-02	6.28E-11	1.0E+06	6.3E-05
132	1.5757	1.47E-05	2.3E-05	6.05E-04	1.40E-08	0.08	4.71E-02	5.42E-11	1.0E+06	5.4E-05
133	1.37384	1.47E-05	2.0E-05	6.05E-04	1.22E-08	0.08	4.71E-02	4.72E-11	1.0E+06	4.7E-05
134	1.21308	1.47E-05	1.8E-05	6.05E-04	1.08E-08	0.08	4.71E-02	4.17E-11	1.0E+06	4.2E-05
135	1.06348	1.47E-05	1.6E-05	6.05E-04	9.43E-09	0.08	4.71E-02	3.65E-11	1.0E+06	3.7E-05
136	0.93164	1.47E-05	1.4E-05	6.05E-04	8.26E-09	0.08	4.71E-02	3.20E-11	1.0E+06	3.2E-05
137	0.82157	1.47E-05	1.2E-05	6.05E-04	7.29E-09	0.08	4.71E-02	2.82E-11	1.0E+06	2.8E-05
138	0.71713	1.47E-05	1.1E-05	6.05E-04	6.36E-09	0.08	4.71E-02	2.46E-11	1.0E+06	2.5E-05
139	6.61237	1.47E-05	9.7E-05	6.05E-04	5.86E-08	0.08	4.71E-02	2.27E-10	1.0E+06	2.3E-04
140	5.52987	1.47E-05	8.1E-05	6.05E-04	4.90E-08	0.08	4.71E-02	1.90E-10	1.0E+06	1.9E-04
141	4.58597	1.47E-05	6.7E-05	6.05E-04	4.07E-08	0.08	4.71E-02	1.58E-10	1.0E+06	1.6E-04
142	3.61614	1.47E-05	5.3E-05	6.05E-04	3.21E-08	0.08	4.71E-02	1.24E-10	1.0E+06	1.2E-04
143	3.15758	1.47E-05	4.6E-05	6.05E-04	2.80E-08	0.08	4.71E-02	1.09E-10	1.0E+06	1.1E-04
144	2.71604	1.47E-05	4.0E-05	6.05E-04	2.41E-08	0.08	4.71E-02	9.33E-11	1.0E+06	9.3E-05
145	2.20625	1.47E-05	3.2E-05	6.05E-04	1.96E-08	0.08	4.71E-02	7.58E-11	1.0E+06	7.6E-05
146	1.93656	1.47E-05	2.8E-05	6.05E-04	1.72E-08	0.08	4.71E-02	6.66E-11	1.0E+06	6.7E-05
147	1.71451	1.47E-05	2.5E-05	6.05E-04	1.52E-08	0.08	4.71E-02	5.89E-11	1.0E+06	5.9E-05
148	1.46985	1.47E-05	2.2E-05	6.05E-04	1.30E-08	0.08	4.71E-02	5.05E-11	1.0E+06	5.1E-05
149	1.29854	1.47E-05	1.9E-05	6.05E-04	1.15E-08	0.08	4.71E-02	4.46E-11	1.0E+06	4.5E-05
150	1.17389	1.47E-05	1.7E-05	6.05E-04	1.04E-08	0.08	4.71E-02	4.03E-11	1.0E+06	4.0E-05
151	1.03333	1.47E-05	1.5E-05	6.05E-04	9.17E-09	0.08	4.71E-02	3.55E-11	1.0E+06	3.6E-05
152	0.90876	1.47E-05	1.3E-05	6.05E-04	8.06E-09	0.08	4.71E-02	3.12E-11	1.0E+06	3.1E-05
153	0.82556	1.47E-05	1.2E-05	6.05E-04	7.32E-09	0.08	4.71E-02	2.84E-11	1.0E+06	2.8E-05
154	0.73055	1.47E-05	1.1E-05	6.05E-04	6.48E-09	0.08	4.71E-02	2.51E-11	1.0E+06	2.5E-05
155	5.61883	1.47E-05	8.2E-05	6.05E-04	4.98E-08	0.08	4.71E-02	1.93E-10	1.0E+06	1.9E-04

Ventura Ranch

P2 (off) - Grading Haul or Vendor Risk

		Cancer Risk from 2 to 16 years								
Receptor #	Conc	g/sec	Cair	Dose Constant	Dose	ED	Risk Constant	Risk	Constant 2	Risk/ Million
156	4.79418	1.47E-05	7.0E-05	6.05E-04	4.25E-08	0.08	4.71E-02	1.65E-10	1.0E+06	1.6E-04
157	4.02371	1.47E-05	5.9E-05	6.05E-04	3.57E-08	0.08	4.71E-02	1.38E-10	1.0E+06	1.4E-04
158	3.19956	1.47E-05	4.7E-05	6.05E-04	2.84E-08	0.08	4.71E-02	1.10E-10	1.0E+06	1.1E-04
159	2.83648	1.47E-05	4.2E-05	6.05E-04	2.52E-08	0.08	4.71E-02	9.75E-11	1.0E+06	9.7E-05
160	2.46405	1.47E-05	3.6E-05	6.05E-04	2.19E-08	0.08	4.71E-02	8.47E-11	1.0E+06	8.5E-05
161	2.02437	1.47E-05	3.0E-05	6.05E-04	1.80E-08	0.08	4.71E-02	6.96E-11	1.0E+06	7.0E-05
162	1.79538	1.47E-05	2.6E-05	6.05E-04	1.59E-08	0.08	4.71E-02	6.17E-11	1.0E+06	6.2E-05
163	1.60527	1.47E-05	2.4E-05	6.05E-04	1.42E-08	0.08	4.71E-02	5.52E-11	1.0E+06	5.5E-05
164	1.38759	1.47E-05	2.0E-05	6.05E-04	1.23E-08	0.08	4.71E-02	4.77E-11	1.0E+06	4.8E-05
165	1.23382	1.47E-05	1.8E-05	6.05E-04	1.09E-08	0.08	4.71E-02	4.24E-11	1.0E+06	4.2E-05
166	1.12484	1.47E-05	1.6E-05	6.05E-04	9.98E-09	0.08	4.71E-02	3.87E-11	1.0E+06	3.9E-05
167	0.99751	1.47E-05	1.5E-05	6.05E-04	8.85E-09	0.08	4.71E-02	3.43E-11	1.0E+06	3.4E-05
168	0.87538	1.47E-05	1.3E-05	6.05E-04	7.76E-09	0.08	4.71E-02	3.01E-11	1.0E+06	3.0E-05
169	0.80333	1.47E-05	1.2E-05	6.05E-04	7.13E-09	0.08	4.71E-02	2.76E-11	1.0E+06	2.8E-05
170	0.71866	1.47E-05	1.1E-05	6.05E-04	6.37E-09	0.08	4.71E-02	2.47E-11	1.0E+06	2.5E-05
171	4.89369	1.47E-05	7.2E-05	6.05E-04	4.34E-08	0.08	4.71E-02	1.68E-10	1.0E+06	1.7E-04
172	4.23822	1.47E-05	6.2E-05	6.05E-04	3.76E-08	0.08	4.71E-02	1.46E-10	1.0E+06	1.5E-04
173	3.5815	1.47E-05	5.2E-05	6.05E-04	3.18E-08	0.08	4.71E-02	1.23E-10	1.0E+06	1.2E-04
174	2.8665	1.47E-05	4.2E-05	6.05E-04	2.54E-08	0.08	4.71E-02	9.85E-11	1.0E+06	9.9E-05
175	2.55401	1.47E-05	3.7E-05	6.05E-04	2.27E-08	0.08	4.71E-02	8.78E-11	1.0E+06	8.8E-05
176	2.2436	1.47E-05	3.3E-05	6.05E-04	1.99E-08	0.08	4.71E-02	7.71E-11	1.0E+06	7.7E-05
177	1.86418	1.47E-05	2.7E-05	6.05E-04	1.65E-08	0.08	4.71E-02	6.41E-11	1.0E+06	6.4E-05
178	1.66048	1.47E-05	2.4E-05	6.05E-04	1.47E-08	0.08	4.71E-02	5.71E-11	1.0E+06	5.7E-05
179	1.49454	1.47E-05	2.2E-05	6.05E-04	1.33E-08	0.08	4.71E-02	5.14E-11	1.0E+06	5.1E-05
180	1.30111	1.47E-05	1.9E-05	6.05E-04	1.15E-08	0.08	4.71E-02	4.47E-11	1.0E+06	4.5E-05
181	1.15995	1.47E-05	1.7E-05	6.05E-04	1.03E-08	0.08	4.71E-02	3.99E-11	1.0E+06	4.0E-05
182	1.06517	1.47E-05	1.6E-05	6.05E-04	9.45E-09	0.08	4.71E-02	3.66E-11	1.0E+06	3.7E-05
183	0.95092	1.47E-05	1.4E-05	6.05E-04	8.43E-09	0.08	4.71E-02	3.27E-11	1.0E+06	3.3E-05
184	0.8363	1.47E-05	1.2E-05	6.05E-04	7.42E-09	0.08	4.71E-02	2.87E-11	1.0E+06	2.9E-05
185	0.77225	1.47E-05	1.1E-05	6.05E-04	6.85E-09	0.08	4.71E-02	2.65E-11	1.0E+06	2.7E-05
186	0.69601	1.47E-05	1.0E-05	6.05E-04	6.17E-09	0.08	4.71E-02	2.39E-11	1.0E+06	2.4E-05

Ventura Ranch

P2 (off) - Grading Haul or Vendor Risk

		Cancer Risk from 2 to 16 years								
Receptor #	Conc	g/sec	Cair	Dose Constant	Dose	ED	Risk Constant	Risk	Constant 2	Risk/ Million
187	4.36778	1.47E-05	6.4E-05	6.05E-04	3.87E-08	0.08	4.71E-02	1.50E-10	1.0E+06	1.5E-04
188	3.80089	1.47E-05	5.6E-05	6.05E-04	3.37E-08	0.08	4.71E-02	1.31E-10	1.0E+06	1.3E-04
189	3.22347	1.47E-05	4.7E-05	6.05E-04	2.86E-08	0.08	4.71E-02	1.11E-10	1.0E+06	1.1E-04
190	2.5863	1.47E-05	3.8E-05	6.05E-04	2.29E-08	0.08	4.71E-02	8.89E-11	1.0E+06	8.9E-05
191	2.31388	1.47E-05	3.4E-05	6.05E-04	2.05E-08	0.08	4.71E-02	7.95E-11	1.0E+06	8.0E-05
192	2.05249	1.47E-05	3.0E-05	6.05E-04	1.82E-08	0.08	4.71E-02	7.05E-11	1.0E+06	7.1E-05
193	1.71095	1.47E-05	2.5E-05	6.05E-04	1.52E-08	0.08	4.71E-02	5.88E-11	1.0E+06	5.9E-05
194	1.53079	1.47E-05	2.2E-05	6.05E-04	1.36E-08	0.08	4.71E-02	5.26E-11	1.0E+06	5.3E-05
195	1.38985	1.47E-05	2.0E-05	6.05E-04	1.23E-08	0.08	4.71E-02	4.78E-11	1.0E+06	4.8E-05
196	1.21992	1.47E-05	1.8E-05	6.05E-04	1.08E-08	0.08	4.71E-02	4.19E-11	1.0E+06	4.2E-05
197	1.09269	1.47E-05	1.6E-05	6.05E-04	9.69E-09	0.08	4.71E-02	3.76E-11	1.0E+06	3.8E-05
198	1.00881	1.47E-05	1.5E-05	6.05E-04	8.95E-09	0.08	4.71E-02	3.47E-11	1.0E+06	3.5E-05
199	0.90597	1.47E-05	1.3E-05	6.05E-04	8.04E-09	0.08	4.71E-02	3.11E-11	1.0E+06	3.1E-05
200	0.79278	1.47E-05	1.2E-05	6.05E-04	7.03E-09	0.08	4.71E-02	2.72E-11	1.0E+06	2.7E-05
201	0.73859	1.47E-05	1.1E-05	6.05E-04	6.55E-09	0.08	4.71E-02	2.54E-11	1.0E+06	2.5E-05
202	0.67144	1.47E-05	9.8E-06	6.05E-04	5.96E-09	0.08	4.71E-02	2.31E-11	1.0E+06	2.3E-05
203	3.9794	1.47E-05	5.8E-05	6.05E-04	3.53E-08	0.08	4.71E-02	1.37E-10	1.0E+06	1.4E-04
204	3.46719	1.47E-05	5.1E-05	6.05E-04	3.08E-08	0.08	4.71E-02	1.19E-10	1.0E+06	1.2E-04
205	2.95601	1.47E-05	4.3E-05	6.05E-04	2.62E-08	0.08	4.71E-02	1.02E-10	1.0E+06	1.0E-04
206	2.37539	1.47E-05	3.5E-05	6.05E-04	2.11E-08	0.08	4.71E-02	8.16E-11	1.0E+06	8.2E-05
207	2.11394	1.47E-05	3.1E-05	6.05E-04	1.87E-08	0.08	4.71E-02	7.26E-11	1.0E+06	7.3E-05
208	1.88754	1.47E-05	2.8E-05	6.05E-04	1.67E-08	0.08	4.71E-02	6.49E-11	1.0E+06	6.5E-05
209	1.58052	1.47E-05	2.3E-05	6.05E-04	1.40E-08	0.08	4.71E-02	5.43E-11	1.0E+06	5.4E-05
210	1.41196	1.47E-05	2.1E-05	6.05E-04	1.25E-08	0.08	4.71E-02	4.85E-11	1.0E+06	4.9E-05
211	1.28783	1.47E-05	1.9E-05	6.05E-04	1.14E-08	0.08	4.71E-02	4.43E-11	1.0E+06	4.4E-05
212	1.14851	1.47E-05	1.7E-05	6.05E-04	1.02E-08	0.08	4.71E-02	3.95E-11	1.0E+06	3.9E-05
213	1.03851	1.47E-05	1.5E-05	6.05E-04	9.21E-09	0.08	4.71E-02	3.57E-11	1.0E+06	3.6E-05
214	0.96226	1.47E-05	1.4E-05	6.05E-04	8.53E-09	0.08	4.71E-02	3.31E-11	1.0E+06	3.3E-05
215	0.86395	1.47E-05	1.3E-05	6.05E-04	7.66E-09	0.08	4.71E-02	2.97E-11	1.0E+06	3.0E-05
216	0.7513	1.47E-05	1.1E-05	6.05E-04	6.66E-09	0.08	4.71E-02	2.58E-11	1.0E+06	2.6E-05
217	0.70358	1.47E-05	1.0E-05	6.05E-04	6.24E-09	0.08	4.71E-02	2.42E-11	1.0E+06	2.4E-05

Ventura Ranch

P2 (off) - Grading Haul or Vendor Risk

						Cancer Risk from 2 to 16 years				
Receptor #	Conc	g/sec	Cair	Dose Constant	Dose	ED	Risk Constant	Risk	Constant 2	Risk/ Million
218	0.64811	1.47E-05	9.5E-06	6.05E-04	5.75E-09	0.08	4.71E-02	2.23E-11	1.0E+06	2.2E-05
219	3.66138	1.47E-05	5.4E-05	6.05E-04	3.25E-08	0.08	4.71E-02	1.26E-10	1.0E+06	1.3E-04
220	3.20101	1.47E-05	4.7E-05	6.05E-04	2.84E-08	0.08	4.71E-02	1.10E-10	1.0E+06	1.1E-04
221	2.73219	1.47E-05	4.0E-05	6.05E-04	2.42E-08	0.08	4.71E-02	9.39E-11	1.0E+06	9.4E-05
222	2.20339	1.47E-05	3.2E-05	6.05E-04	1.95E-08	0.08	4.71E-02	7.57E-11	1.0E+06	7.6E-05
223	1.94883	1.47E-05	2.9E-05	6.05E-04	1.73E-08	0.08	4.71E-02	6.70E-11	1.0E+06	6.7E-05
224	1.73834	1.47E-05	2.5E-05	6.05E-04	1.54E-08	0.08	4.71E-02	5.97E-11	1.0E+06	6.0E-05
225	1.48285	1.47E-05	2.2E-05	6.05E-04	1.32E-08	0.08	4.71E-02	5.10E-11	1.0E+06	5.1E-05
226	1.30979	1.47E-05	1.9E-05	6.05E-04	1.16E-08	0.08	4.71E-02	4.50E-11	1.0E+06	4.5E-05
227	1.1994	1.47E-05	1.8E-05	6.05E-04	1.06E-08	0.08	4.71E-02	4.12E-11	1.0E+06	4.1E-05
228	1.08286	1.47E-05	1.6E-05	6.05E-04	9.60E-09	0.08	4.71E-02	3.72E-11	1.0E+06	3.7E-05
229	0.99514	1.47E-05	1.5E-05	6.05E-04	8.83E-09	0.08	4.71E-02	3.42E-11	1.0E+06	3.4E-05
230	0.91976	1.47E-05	1.3E-05	6.05E-04	8.16E-09	0.08	4.71E-02	3.16E-11	1.0E+06	3.2E-05
231	0.80234	1.47E-05	1.2E-05	6.05E-04	7.12E-09	0.08	4.71E-02	2.76E-11	1.0E+06	2.8E-05
232	0.71245	1.47E-05	1.0E-05	6.05E-04	6.32E-09	0.08	4.71E-02	2.45E-11	1.0E+06	2.4E-05
233	0.67073	1.47E-05	9.8E-06	6.05E-04	5.95E-09	0.08	4.71E-02	2.31E-11	1.0E+06	2.3E-05
234	0.62035	1.47E-05	9.1E-06	6.05E-04	5.50E-09	0.08	4.71E-02	2.13E-11	1.0E+06	2.1E-05
235	3.39092	1.47E-05	5.0E-05	6.05E-04	3.01E-08	0.08	4.71E-02	1.17E-10	1.0E+06	1.2E-04
236	2.97217	1.47E-05	4.4E-05	6.05E-04	2.64E-08	0.08	4.71E-02	1.02E-10	1.0E+06	1.0E-04
237	2.54207	1.47E-05	3.7E-05	6.05E-04	2.25E-08	0.08	4.71E-02	8.74E-11	1.0E+06	8.7E-05
238	2.07519	1.47E-05	3.0E-05	6.05E-04	1.84E-08	0.08	4.71E-02	7.13E-11	1.0E+06	7.1E-05
239	1.80708	1.47E-05	2.6E-05	6.05E-04	1.60E-08	0.08	4.71E-02	6.21E-11	1.0E+06	6.2E-05
240	1.62604	1.47E-05	2.4E-05	6.05E-04	1.44E-08	0.08	4.71E-02	5.59E-11	1.0E+06	5.6E-05
241	1.41878	1.47E-05	2.1E-05	6.05E-04	1.26E-08	0.08	4.71E-02	4.88E-11	1.0E+06	4.9E-05
242	1.22129	1.47E-05	1.8E-05	6.05E-04	1.08E-08	0.08	4.71E-02	4.20E-11	1.0E+06	4.2E-05
243	1.12972	1.47E-05	1.7E-05	6.05E-04	1.00E-08	0.08	4.71E-02	3.88E-11	1.0E+06	3.9E-05
244	1.03008	1.47E-05	1.5E-05	6.05E-04	9.14E-09	0.08	4.71E-02	3.54E-11	1.0E+06	3.5E-05
245	0.95441	1.47E-05	1.4E-05	6.05E-04	8.47E-09	0.08	4.71E-02	3.28E-11	1.0E+06	3.3E-05
246	0.88044	1.47E-05	1.3E-05	6.05E-04	7.81E-09	0.08	4.71E-02	3.03E-11	1.0E+06	3.0E-05
247	0.73693	1.47E-05	1.1E-05	6.05E-04	6.54E-09	0.08	4.71E-02	2.53E-11	1.0E+06	2.5E-05
248	0.68162	1.47E-05	1.0E-05	6.05E-04	6.05E-09	0.08	4.71E-02	2.34E-11	1.0E+06	2.3E-05

Ventura Ranch

P2 (off) - Grading Haul or Vendor Risk

						Cancer Risk from 2 to 16 years				
Receptor #	Conc	g/sec	Cair	Dose Constant	Dose	ED	Risk Constant	Risk	Constant 2	Risk/ Million
249	0.63868	1.47E-05	9.4E-06	6.05E-04	5.66E-09	0.08	4.71E-02	2.19E-11	1.0E+06	2.2E-05
250	0.59265	1.47E-05	8.7E-06	6.05E-04	5.26E-09	0.08	4.71E-02	2.04E-11	1.0E+06	2.0E-05
251	3.19575	1.47E-05	4.7E-05	6.05E-04	2.83E-08	0.08	4.71E-02	1.10E-10	1.0E+06	1.1E-04
252	2.76951	1.47E-05	4.1E-05	6.05E-04	2.46E-08	0.08	4.71E-02	9.52E-11	1.0E+06	9.5E-05
253	2.38914	1.47E-05	3.5E-05	6.05E-04	2.12E-08	0.08	4.71E-02	8.21E-11	1.0E+06	8.2E-05
254	2.00279	1.47E-05	2.9E-05	6.05E-04	1.78E-08	0.08	4.71E-02	6.88E-11	1.0E+06	6.9E-05
255	1.68993	1.47E-05	2.5E-05	6.05E-04	1.50E-08	0.08	4.71E-02	5.81E-11	1.0E+06	5.8E-05
256	1.53663	1.47E-05	2.3E-05	6.05E-04	1.36E-08	0.08	4.71E-02	5.28E-11	1.0E+06	5.3E-05
257	1.364	1.47E-05	2.0E-05	6.05E-04	1.21E-08	0.08	4.71E-02	4.69E-11	1.0E+06	4.7E-05
258	1.1574	1.47E-05	1.7E-05	6.05E-04	1.03E-08	0.08	4.71E-02	3.98E-11	1.0E+06	4.0E-05
259	1.06634	1.47E-05	1.6E-05	6.05E-04	9.46E-09	0.08	4.71E-02	3.66E-11	1.0E+06	3.7E-05
260	0.97769	1.47E-05	1.4E-05	6.05E-04	8.67E-09	0.08	4.71E-02	3.36E-11	1.0E+06	3.4E-05
261	0.90503	1.47E-05	1.3E-05	6.05E-04	8.03E-09	0.08	4.71E-02	3.11E-11	1.0E+06	3.1E-05
262	0.84018	1.47E-05	1.2E-05	6.05E-04	7.45E-09	0.08	4.71E-02	2.89E-11	1.0E+06	2.9E-05
263	0.7006	1.47E-05	1.0E-05	6.05E-04	6.21E-09	0.08	4.71E-02	2.41E-11	1.0E+06	2.4E-05
264	0.6597	1.47E-05	9.7E-06	6.05E-04	5.85E-09	0.08	4.71E-02	2.27E-11	1.0E+06	2.3E-05
265	0.60324	1.47E-05	8.8E-06	6.05E-04	5.35E-09	0.08	4.71E-02	2.07E-11	1.0E+06	2.1E-05
266	0.55813	1.47E-05	8.2E-06	6.05E-04	4.95E-09	0.08	4.71E-02	1.92E-11	1.0E+06	1.9E-05
267	3.11959	1.47E-05	4.6E-05	6.05E-04	2.77E-08	0.08	4.71E-02	1.07E-10	1.0E+06	1.1E-04
268	2.58145	1.47E-05	3.8E-05	6.05E-04	2.29E-08	0.08	4.71E-02	8.87E-11	1.0E+06	8.9E-05
269	2.26569	1.47E-05	3.3E-05	6.05E-04	2.01E-08	0.08	4.71E-02	7.79E-11	1.0E+06	7.8E-05
270	1.95614	1.47E-05	2.9E-05	6.05E-04	1.73E-08	0.08	4.71E-02	6.72E-11	1.0E+06	6.7E-05
271	1.60196	1.47E-05	2.3E-05	6.05E-04	1.42E-08	0.08	4.71E-02	5.51E-11	1.0E+06	5.5E-05
272	1.45263	1.47E-05	2.1E-05	6.05E-04	1.29E-08	0.08	4.71E-02	4.99E-11	1.0E+06	5.0E-05
273	1.30412	1.47E-05	1.9E-05	6.05E-04	1.16E-08	0.08	4.71E-02	4.48E-11	1.0E+06	4.5E-05
274	1.13089	1.47E-05	1.7E-05	6.05E-04	1.00E-08	0.08	4.71E-02	3.89E-11	1.0E+06	3.9E-05
275	1.00821	1.47E-05	1.5E-05	6.05E-04	8.94E-09	0.08	4.71E-02	3.46E-11	1.0E+06	3.5E-05
276	0.93564	1.47E-05	1.4E-05	6.05E-04	8.30E-09	0.08	4.71E-02	3.22E-11	1.0E+06	3.2E-05
277	0.84125	1.47E-05	1.2E-05	6.05E-04	7.46E-09	0.08	4.71E-02	2.89E-11	1.0E+06	2.9E-05
278	0.75547	1.47E-05	1.1E-05	6.05E-04	6.70E-09	0.08	4.71E-02	2.60E-11	1.0E+06	2.6E-05
279	0.68855	1.47E-05	1.0E-05	6.05E-04	6.11E-09	0.08	4.71E-02	2.37E-11	1.0E+06	2.4E-05

Ventura Ranch

P2 (off) - Grading Haul or Vendor Risk

							Cancer Risk from 2 to 16 years			
Receptor #	Conc	g/sec	Cair	Dose Constant	Dose	ED	Risk Constant	Risk	Constant 2	Risk/ Million
280	0.64515	1.47E-05	9.5E-06	6.05E-04	5.72E-09	0.08	4.71E-02	2.22E-11	1.0E+06	2.2E-05
281	0.5882	1.47E-05	8.6E-06	6.05E-04	5.22E-09	0.08	4.71E-02	2.02E-11	1.0E+06	2.0E-05
282	0.54895	1.47E-05	8.0E-06	6.05E-04	4.87E-09	0.08	4.71E-02	1.89E-11	1.0E+06	1.9E-05
283	3.12407	1.47E-05	4.6E-05	6.05E-04	2.77E-08	0.08	4.71E-02	1.07E-10	1.0E+06	1.1E-04
284	2.44466	1.47E-05	3.6E-05	6.05E-04	2.17E-08	0.08	4.71E-02	8.40E-11	1.0E+06	8.4E-05
285	2.17069	1.47E-05	3.2E-05	6.05E-04	1.93E-08	0.08	4.71E-02	7.46E-11	1.0E+06	7.5E-05
286	1.88906	1.47E-05	2.8E-05	6.05E-04	1.68E-08	0.08	4.71E-02	6.49E-11	1.0E+06	6.5E-05
287	1.56333	1.47E-05	2.3E-05	6.05E-04	1.39E-08	0.08	4.71E-02	5.37E-11	1.0E+06	5.4E-05
288	1.37606	1.47E-05	2.0E-05	6.05E-04	1.22E-08	0.08	4.71E-02	4.73E-11	1.0E+06	4.7E-05
289	1.25716	1.47E-05	1.8E-05	6.05E-04	1.12E-08	0.08	4.71E-02	4.32E-11	1.0E+06	4.3E-05
290	1.11964	1.47E-05	1.6E-05	6.05E-04	9.93E-09	0.08	4.71E-02	3.85E-11	1.0E+06	3.8E-05
291	0.96908	1.47E-05	1.4E-05	6.05E-04	8.60E-09	0.08	4.71E-02	3.33E-11	1.0E+06	3.3E-05
292	0.89906	1.47E-05	1.3E-05	6.05E-04	7.97E-09	0.08	4.71E-02	3.09E-11	1.0E+06	3.1E-05
293	0.81305	1.47E-05	1.2E-05	6.05E-04	7.21E-09	0.08	4.71E-02	2.79E-11	1.0E+06	2.8E-05
294	0.74039	1.47E-05	1.1E-05	6.05E-04	6.57E-09	0.08	4.71E-02	2.54E-11	1.0E+06	2.5E-05
295	0.68021	1.47E-05	1.0E-05	6.05E-04	6.03E-09	0.08	4.71E-02	2.34E-11	1.0E+06	2.3E-05
296	0.63215	1.47E-05	9.3E-06	6.05E-04	5.61E-09	0.08	4.71E-02	2.17E-11	1.0E+06	2.2E-05
297	0.58027	1.47E-05	8.5E-06	6.05E-04	5.15E-09	0.08	4.71E-02	1.99E-11	1.0E+06	2.0E-05
298	0.53761	1.47E-05	7.9E-06	6.05E-04	4.77E-09	0.08	4.71E-02	1.85E-11	1.0E+06	1.8E-05
299	2.3673	1.47E-05	3.5E-05	6.05E-04	2.10E-08	0.08	4.71E-02	8.14E-11	1.0E+06	8.1E-05
300	2.07588	1.47E-05	3.0E-05	6.05E-04	1.84E-08	0.08	4.71E-02	7.13E-11	1.0E+06	7.1E-05
301	1.84684	1.47E-05	2.7E-05	6.05E-04	1.64E-08	0.08	4.71E-02	6.35E-11	1.0E+06	6.3E-05
302	1.60304	1.47E-05	2.3E-05	6.05E-04	1.42E-08	0.08	4.71E-02	5.51E-11	1.0E+06	5.5E-05
303	1.38056	1.47E-05	2.0E-05	6.05E-04	1.22E-08	0.08	4.71E-02	4.74E-11	1.0E+06	4.7E-05
304	1.21221	1.47E-05	1.8E-05	6.05E-04	1.08E-08	0.08	4.71E-02	4.17E-11	1.0E+06	4.2E-05
305	1.07733	1.47E-05	1.6E-05	6.05E-04	9.56E-09	0.08	4.71E-02	3.70E-11	1.0E+06	3.7E-05
306	0.95597	1.47E-05	1.4E-05	6.05E-04	8.48E-09	0.08	4.71E-02	3.29E-11	1.0E+06	3.3E-05
307	0.87173	1.47E-05	1.3E-05	6.05E-04	7.73E-09	0.08	4.71E-02	3.00E-11	1.0E+06	3.0E-05
308	0.79628	1.47E-05	1.2E-05	6.05E-04	7.06E-09	0.08	4.71E-02	2.74E-11	1.0E+06	2.7E-05

Ventura Ranch

P2 (off) - Grading Haul or Vendor Risk

						Cancer Risk from 2 to 16 years				
Receptor #	Conc	g/sec	Cair	Dose Constant	Dose	ED	Risk Constant	Risk	Constant 2	Risk/ Million
309	0.71892	1.47E-05	1.1E-05	6.05E-04	6.38E-09	0.08	4.71E-02	2.47E-11	1.0E+06	2.5E-05
310	0.66416	1.47E-05	9.7E-06	6.05E-04	5.89E-09	0.08	4.71E-02	2.28E-11	1.0E+06	2.3E-05
311	0.62531	1.47E-05	9.2E-06	6.05E-04	5.55E-09	0.08	4.71E-02	2.15E-11	1.0E+06	2.1E-05
312	0.58519	1.47E-05	8.6E-06	6.05E-04	5.19E-09	0.08	4.71E-02	2.01E-11	1.0E+06	2.0E-05
313	0.52414	1.47E-05	7.7E-06	6.05E-04	4.65E-09	0.08	4.71E-02	1.80E-11	1.0E+06	1.8E-05
314	2.42625	1.47E-05	3.6E-05	6.05E-04	2.15E-08	0.08	4.71E-02	8.34E-11	1.0E+06	8.3E-05
315	1.96962	1.47E-05	2.9E-05	6.05E-04	1.75E-08	0.08	4.71E-02	6.77E-11	1.0E+06	6.8E-05
316	1.77895	1.47E-05	2.6E-05	6.05E-04	1.58E-08	0.08	4.71E-02	6.11E-11	1.0E+06	6.1E-05
317	1.55978	1.47E-05	2.3E-05	6.05E-04	1.38E-08	0.08	4.71E-02	5.36E-11	1.0E+06	5.4E-05
318	1.27319	1.47E-05	1.9E-05	6.05E-04	1.13E-08	0.08	4.71E-02	4.38E-11	1.0E+06	4.4E-05
319	1.16767	1.47E-05	1.7E-05	6.05E-04	1.04E-08	0.08	4.71E-02	4.01E-11	1.0E+06	4.0E-05
320	1.05803	1.47E-05	1.6E-05	6.05E-04	9.38E-09	0.08	4.71E-02	3.64E-11	1.0E+06	3.6E-05
321	0.91141	1.47E-05	1.3E-05	6.05E-04	8.08E-09	0.08	4.71E-02	3.13E-11	1.0E+06	3.1E-05
322	0.84743	1.47E-05	1.2E-05	6.05E-04	7.52E-09	0.08	4.71E-02	2.91E-11	1.0E+06	2.9E-05
323	0.7818	1.47E-05	1.1E-05	6.05E-04	6.93E-09	0.08	4.71E-02	2.69E-11	1.0E+06	2.7E-05
324	0.7093	1.47E-05	1.0E-05	6.05E-04	6.29E-09	0.08	4.71E-02	2.44E-11	1.0E+06	2.4E-05
325	0.65216	1.47E-05	9.6E-06	6.05E-04	5.78E-09	0.08	4.71E-02	2.24E-11	1.0E+06	2.2E-05
326	0.61721	1.47E-05	9.0E-06	6.05E-04	5.47E-09	0.08	4.71E-02	2.12E-11	1.0E+06	2.1E-05
327	0.57761	1.47E-05	8.5E-06	6.05E-04	5.12E-09	0.08	4.71E-02	1.99E-11	1.0E+06	2.0E-05
328	0.5113	1.47E-05	7.5E-06	6.05E-04	4.53E-09	0.08	4.71E-02	1.76E-11	1.0E+06	1.8E-05
329	2.4358	1.47E-05	3.6E-05	6.05E-04	2.16E-08	0.08	4.71E-02	8.37E-11	1.0E+06	8.4E-05
330	1.87806	1.47E-05	2.8E-05	6.05E-04	1.67E-08	0.08	4.71E-02	6.45E-11	1.0E+06	6.5E-05
331	1.69884	1.47E-05	2.5E-05	6.05E-04	1.51E-08	0.08	4.71E-02	5.84E-11	1.0E+06	5.8E-05
332	1.50216	1.47E-05	2.2E-05	6.05E-04	1.33E-08	0.08	4.71E-02	5.16E-11	1.0E+06	5.2E-05
333	1.24376	1.47E-05	1.8E-05	6.05E-04	1.10E-08	0.08	4.71E-02	4.27E-11	1.0E+06	4.3E-05
334	1.13765	1.47E-05	1.7E-05	6.05E-04	1.01E-08	0.08	4.71E-02	3.91E-11	1.0E+06	3.9E-05
335	1.04077	1.47E-05	1.5E-05	6.05E-04	9.23E-09	0.08	4.71E-02	3.58E-11	1.0E+06	3.6E-05
336	0.90045	1.47E-05	1.3E-05	6.05E-04	7.99E-09	0.08	4.71E-02	3.09E-11	1.0E+06	3.1E-05
337	0.83257	1.47E-05	1.2E-05	6.05E-04	7.38E-09	0.08	4.71E-02	2.86E-11	1.0E+06	2.9E-05
338	0.77573	1.47E-05	1.1E-05	6.05E-04	6.88E-09	0.08	4.71E-02	2.67E-11	1.0E+06	2.7E-05
339	0.70836	1.47E-05	1.0E-05	6.05E-04	6.28E-09	0.08	4.71E-02	2.43E-11	1.0E+06	2.4E-05

Ventura Ranch

P2 (off) - Grading Haul or Vendor Risk

					Cancer Risk from 2 to 16 years					
Receptor #	Conc	g/sec	Cair	Dose Constant	Dose	ED	Risk Constant	Risk	Constant 2	Risk/ Million
340	0.64247	1.47E-05	9.4E-06	6.05E-04	5.70E-09	0.08	4.71E-02	2.21E-11	1.0E+06	2.2E-05
341	0.60896	1.47E-05	8.9E-06	6.05E-04	5.40E-09	0.08	4.71E-02	2.09E-11	1.0E+06	2.1E-05
342	0.56955	1.47E-05	8.3E-06	6.05E-04	5.05E-09	0.08	4.71E-02	1.96E-11	1.0E+06	2.0E-05
343	0.50006	1.47E-05	7.3E-06	6.05E-04	4.44E-09	0.08	4.71E-02	1.72E-11	1.0E+06	1.7E-05
344	0.4431	1.47E-05	6.5E-06	6.05E-04	3.93E-09	0.08	4.71E-02	1.52E-11	1.0E+06	1.5E-05
345	2.34	1.47E-05	3.4E-05	6.05E-04	2.08E-08	0.08	4.71E-02	8.04E-11	1.0E+06	8.0E-05
346	1.79496	1.47E-05	2.6E-05	6.05E-04	1.59E-08	0.08	4.71E-02	6.17E-11	1.0E+06	6.2E-05
347	1.62381	1.47E-05	2.4E-05	6.05E-04	1.44E-08	0.08	4.71E-02	5.58E-11	1.0E+06	5.6E-05
348	1.44603	1.47E-05	2.1E-05	6.05E-04	1.28E-08	0.08	4.71E-02	4.97E-11	1.0E+06	5.0E-05
349	1.22519	1.47E-05	1.8E-05	6.05E-04	1.09E-08	0.08	4.71E-02	4.21E-11	1.0E+06	4.2E-05
350	1.11205	1.47E-05	1.6E-05	6.05E-04	9.86E-09	0.08	4.71E-02	3.82E-11	1.0E+06	3.8E-05
351	1.0191	1.47E-05	1.5E-05	6.05E-04	9.04E-09	0.08	4.71E-02	3.50E-11	1.0E+06	3.5E-05
352	0.90144	1.47E-05	1.3E-05	6.05E-04	8.00E-09	0.08	4.71E-02	3.10E-11	1.0E+06	3.1E-05
353	0.82225	1.47E-05	1.2E-05	6.05E-04	7.29E-09	0.08	4.71E-02	2.83E-11	1.0E+06	2.8E-05
354	0.76898	1.47E-05	1.1E-05	6.05E-04	6.82E-09	0.08	4.71E-02	2.64E-11	1.0E+06	2.6E-05
355	0.70553	1.47E-05	1.0E-05	6.05E-04	6.26E-09	0.08	4.71E-02	2.42E-11	1.0E+06	2.4E-05
356	0.63303	1.47E-05	9.3E-06	6.05E-04	5.61E-09	0.08	4.71E-02	2.18E-11	1.0E+06	2.2E-05
357	0.60153	1.47E-05	8.8E-06	6.05E-04	5.34E-09	0.08	4.71E-02	2.07E-11	1.0E+06	2.1E-05
358	0.56302	1.47E-05	8.3E-06	6.05E-04	4.99E-09	0.08	4.71E-02	1.93E-11	1.0E+06	1.9E-05
359	0.49987	1.47E-05	7.3E-06	6.05E-04	4.43E-09	0.08	4.71E-02	1.72E-11	1.0E+06	1.7E-05
360	0.43163	1.47E-05	6.3E-06	6.05E-04	3.83E-09	0.08	4.71E-02	1.48E-11	1.0E+06	1.5E-05

Ventura Ranch

P2 (off) - Grading Haul or Vendor Risk

Max Cancer Risk Cancer Risk	
Receptor #	**Total Risk/ Million**
1	9.4E-06
2	8.9E-06
3	8.5E-06
4	8.2E-06
5	7.9E-06
6	7.4E-06
7	7.0E-06
8	6.5E-06
9	6.0E-06
10	5.5E-06
11	5.1E-06
12	4.6E-06
13	4.2E-06
14	3.8E-06
15	3.5E-06
16	3.3E-06
17	2.8E-06
18	2.6E-06
19	2.3E-06
20	2.1E-06
21	1.9E-06
22	7.2E-06
23	6.7E-06
24	6.2E-06
25	5.8E-06
26	5.3E-06
27	4.8E-06
28	4.3E-06
29	4.0E-06
30	3.8E-06
31	3.2E-06

Max	**Receptor #**	
0.001	93	Res

Chronic Non Cancer Risk	
REL	**HI Offroad**
5	8.01E-07
5	7.60E-07
5	7.28E-07
5	6.99E-07
5	6.71E-07
5	6.34E-07
5	5.95E-07
5	5.58E-07
5	5.15E-07
5	4.72E-07
5	4.32E-07
5	3.95E-07
5	3.59E-07
5	3.26E-07
5	3.02E-07
5	2.81E-07
5	2.38E-07
5	2.24E-07
5	1.98E-07
5	1.83E-07
5	1.66E-07
5	6.13E-07
5	5.73E-07
5	5.33E-07
5	4.93E-07
5	4.53E-07
5	4.10E-07
5	3.69E-07
5	3.38E-07
5	3.22E-07
5	2.69E-07

Max	**Receptor #**	
6.142E-05	93	Res

Ventura Ranch

P2 (off) - Grading Haul or Vendor Risk

Max Cancer Risk Cancer Risk		*Chronic Non Cancer Risk*	
Receptor #	Total Risk/ Million	REL	HI Offroad
32	2.4E-06	5	2.06E-07
33	2.4E-06	5	2.01E-07
34	2.4E-06	5	2.05E-07
35	4.5E-06	5	3.87E-07
36	3.9E-06	5	3.35E-07
37	2.1E-05	5	1.76E-06
38	1.8E-05	5	1.53E-06
39	1.6E-05	5	1.35E-06
40	1.4E-05	5	1.21E-06
41	2.3E-05	5	1.94E-06
42	2.0E-05	5	1.67E-06
43	1.7E-05	5	1.46E-06
44	1.5E-05	5	1.31E-06
45	1.4E-05	5	1.19E-06
46	7.9E-06	5	6.71E-07
47	7.3E-06	5	6.22E-07
48	2.2E-05	5	1.84E-06
49	1.9E-05	5	1.60E-06
50	1.7E-05	5	1.41E-06
51	1.5E-05	5	1.29E-06
52	8.3E-06	5	7.07E-07
53	7.6E-06	5	6.51E-07
54	7.1E-06	5	6.09E-07
55	2.1E-05	5	1.76E-06
56	1.8E-05	5	1.55E-06
57	1.6E-05	5	1.40E-06
58	1.5E-05	5	1.29E-06
59	8.7E-06	5	7.45E-07
60	8.1E-06	5	6.88E-07
61	7.5E-06	5	6.40E-07
62	9.2E-06	5	7.85E-07

Ventura Ranch

P2 (off) - Grading Haul or Vendor Risk

Max Cancer Risk Cancer Risk		*Chronic Non Cancer Risk*	
Receptor #	Total Risk/ Million	REL	HI Offroad
63	8.5E-06	5	7.26E-07
64	7.8E-06	5	6.68E-07
65	9.0E-06	5	7.64E-07
66	3.5E-05	5	2.97E-06
67	2.9E-05	5	2.44E-06
68	4.4E-06	5	3.76E-07
69	3.6E-06	5	3.08E-07
70	3.1E-06	5	2.68E-07
71	2.9E-06	5	2.44E-07
72	4.1E-05	5	3.46E-06
73	3.3E-05	5	2.80E-06
74	5.5E-06	5	4.69E-07
75	4.7E-06	5	3.99E-07
76	3.9E-06	5	3.30E-07
77	3.4E-06	5	2.87E-07
78	3.2E-06	5	2.69E-07
79	4.8E-05	5	4.14E-06
80	3.8E-05	5	3.27E-06
81	5.5E-06	5	4.73E-07
82	5.0E-06	5	4.24E-07
83	4.6E-06	5	3.91E-07
84	4.5E-06	5	3.80E-07
85	3.8E-06	5	3.28E-07
86	6.0E-05	5	5.10E-06
87	4.4E-05	5	3.79E-06
88	5.5E-06	5	4.66E-07
89	5.4E-04	5	4.57E-05
90	3.9E-04	5	3.36E-05
91	6.3E-04	5	5.34E-05
92	3.8E-04	5	3.28E-05
93	7.2E-04	5	6.14E-05

Ventura Ranch
P2 (off) - Grading Haul or Vendor Risk

Max Cancer Risk Cancer Risk		*Chronic Non Cancer Risk*	
Receptor #	Total Risk/ Million	REL	HI Offroad
94	4.5E-04	5	3.82E-05
95	3.1E-04	5	2.66E-05
96	2.3E-04	5	1.95E-05
97	1.7E-04	5	1.46E-05
98	1.3E-04	5	1.14E-05
99	4.7E-04	5	4.03E-05
100	3.4E-04	5	2.90E-05
101	2.6E-04	5	2.19E-05
102	2.0E-04	5	1.70E-05
103	1.6E-04	5	1.33E-05
104	1.2E-04	5	1.05E-05
105	9.9E-05	5	8.45E-06
106	8.1E-05	5	6.92E-06
107	6.8E-05	5	5.80E-06
108	5.8E-05	5	4.93E-06
109	3.5E-04	5	2.99E-05
110	2.7E-04	5	2.31E-05
111	2.1E-04	5	1.83E-05
112	1.7E-04	5	1.43E-05
113	1.4E-04	5	1.17E-05
114	1.1E-04	5	9.74E-06
115	9.4E-05	5	8.01E-06
116	7.8E-05	5	6.69E-06
117	6.6E-05	5	5.66E-06
118	5.6E-05	5	4.82E-06
119	4.8E-05	5	4.11E-06
120	4.1E-05	5	3.53E-06
121	3.6E-05	5	3.07E-06
122	3.1E-05	5	2.66E-06
123	2.8E-04	5	2.36E-05
124	2.2E-04	5	1.91E-05

Ventura Ranch

P2 (off) - Grading Haul or Vendor Risk

Max Cancer Risk Cancer Risk		*Chronic Non Cancer Risk*	
Receptor #	Total Risk/ Million	REL	HI Offroad
125	1.8E-04	5	1.55E-05
126	1.4E-04	5	1.22E-05
127	1.2E-04	5	1.03E-05
128	1.0E-04	5	8.82E-06
129	8.3E-05	5	7.11E-06
130	7.2E-05	5	6.11E-06
131	6.3E-05	5	5.36E-06
132	5.4E-05	5	4.62E-06
133	4.7E-05	5	4.03E-06
134	4.2E-05	5	3.56E-06
135	3.7E-05	5	3.12E-06
136	3.2E-05	5	2.73E-06
137	2.8E-05	5	2.41E-06
138	2.5E-05	5	2.10E-06
139	2.3E-04	5	1.94E-05
140	1.9E-04	5	1.62E-05
141	1.6E-04	5	1.34E-05
142	1.2E-04	5	1.06E-05
143	1.1E-04	5	9.26E-06
144	9.3E-05	5	7.96E-06
145	7.6E-05	5	6.47E-06
146	6.7E-05	5	5.68E-06
147	5.9E-05	5	5.03E-06
148	5.1E-05	5	4.31E-06
149	4.5E-05	5	3.81E-06
150	4.0E-05	5	3.44E-06
151	3.6E-05	5	3.03E-06
152	3.1E-05	5	2.66E-06
153	2.8E-05	5	2.42E-06
154	2.5E-05	5	2.14E-06
155	1.9E-04	5	1.65E-05

Ventura Ranch
P2 (off) - Grading Haul or Vendor Risk

Max Cancer Risk Cancer Risk		*Chronic Non Cancer Risk*	
Receptor #	Total Risk/ Million	REL	HI Offroad
156	1.6E-04	5	1.41E-05
157	1.4E-04	5	1.18E-05
158	1.1E-04	5	9.38E-06
159	9.7E-05	5	8.32E-06
160	8.5E-05	5	7.22E-06
161	7.0E-05	5	5.93E-06
162	6.2E-05	5	5.26E-06
163	5.5E-05	5	4.71E-06
164	4.8E-05	5	4.07E-06
165	4.2E-05	5	3.62E-06
166	3.9E-05	5	3.30E-06
167	3.4E-05	5	2.92E-06
168	3.0E-05	5	2.57E-06
169	2.8E-05	5	2.36E-06
170	2.5E-05	5	2.11E-06
171	1.7E-04	5	1.43E-05
172	1.5E-04	5	1.24E-05
173	1.2E-04	5	1.05E-05
174	9.9E-05	5	8.40E-06
175	8.8E-05	5	7.49E-06
176	7.7E-05	5	6.58E-06
177	6.4E-05	5	5.47E-06
178	5.7E-05	5	4.87E-06
179	5.1E-05	5	4.38E-06
180	4.5E-05	5	3.81E-06
181	4.0E-05	5	3.40E-06
182	3.7E-05	5	3.12E-06
183	3.3E-05	5	2.79E-06
184	2.9E-05	5	2.45E-06
185	2.7E-05	5	2.26E-06
186	2.4E-05	5	2.04E-06

Ventura Ranch

P2 (off) - Grading Haul or Vendor Risk

Max Cancer Risk Cancer Risk		*Chronic Non Cancer Risk*	
Receptor #	Total Risk/ Million	REL	HI Offroad
187	1.5E-04	5	1.28E-05
188	1.3E-04	5	1.11E-05
189	1.1E-04	5	9.45E-06
190	8.9E-05	5	7.58E-06
191	8.0E-05	5	6.78E-06
192	7.1E-05	5	6.02E-06
193	5.9E-05	5	5.02E-06
194	5.3E-05	5	4.49E-06
195	4.8E-05	5	4.07E-06
196	4.2E-05	5	3.58E-06
197	3.8E-05	5	3.20E-06
198	3.5E-05	5	2.96E-06
199	3.1E-05	5	2.66E-06
200	2.7E-05	5	2.32E-06
201	2.5E-05	5	2.17E-06
202	2.3E-05	5	1.97E-06
203	1.4E-04	5	1.17E-05
204	1.2E-04	5	1.02E-05
205	1.0E-04	5	8.67E-06
206	8.2E-05	5	6.96E-06
207	7.3E-05	5	6.20E-06
208	6.5E-05	5	5.53E-06
209	5.4E-05	5	4.63E-06
210	4.9E-05	5	4.14E-06
211	4.4E-05	5	3.78E-06
212	3.9E-05	5	3.37E-06
213	3.6E-05	5	3.04E-06
214	3.3E-05	5	2.82E-06
215	3.0E-05	5	2.53E-06
216	2.6E-05	5	2.20E-06
217	2.4E-05	5	2.06E-06

Ventura Ranch
P2 (off) - Grading Haul or Vendor Risk

Max Cancer Risk Cancer Risk		*Chronic Non Cancer Risk*	
Receptor #	Total Risk/ Million	REL	HI Offroad
218	2.2E-05	5	1.90E-06
219	1.3E-04	5	1.07E-05
220	1.1E-04	5	9.38E-06
221	9.4E-05	5	8.01E-06
222	7.6E-05	5	6.46E-06
223	6.7E-05	5	5.71E-06
224	6.0E-05	5	5.10E-06
225	5.1E-05	5	4.35E-06
226	4.5E-05	5	3.84E-06
227	4.1E-05	5	3.52E-06
228	3.7E-05	5	3.17E-06
229	3.4E-05	5	2.92E-06
230	3.2E-05	5	2.70E-06
231	2.8E-05	5	2.35E-06
232	2.4E-05	5	2.09E-06
233	2.3E-05	5	1.97E-06
234	2.1E-05	5	1.82E-06
235	1.2E-04	5	9.94E-06
236	1.0E-04	5	8.71E-06
237	8.7E-05	5	7.45E-06
238	7.1E-05	5	6.08E-06
239	6.2E-05	5	5.30E-06
240	5.6E-05	5	4.77E-06
241	4.9E-05	5	4.16E-06
242	4.2E-05	5	3.58E-06
243	3.9E-05	5	3.31E-06
244	3.5E-05	5	3.02E-06
245	3.3E-05	5	2.80E-06
246	3.0E-05	5	2.58E-06
247	2.5E-05	5	2.16E-06
248	2.3E-05	5	2.00E-06

Ventura Ranch
P2 (off) - Grading Haul or Vendor Risk

Max Cancer Risk Cancer Risk		*Chronic Non Cancer Risk*	
Receptor #	Total Risk/ Million	REL	HI Offroad
249	2.2E-05	5	1.87E-06
250	2.0E-05	5	1.74E-06
251	1.1E-04	5	9.37E-06
252	9.5E-05	5	8.12E-06
253	8.2E-05	5	7.00E-06
254	6.9E-05	5	5.87E-06
255	5.8E-05	5	4.95E-06
256	5.3E-05	5	4.50E-06
257	4.7E-05	5	4.00E-06
258	4.0E-05	5	3.39E-06
259	3.7E-05	5	3.13E-06
260	3.4E-05	5	2.87E-06
261	3.1E-05	5	2.65E-06
262	2.9E-05	5	2.46E-06
263	2.4E-05	5	2.05E-06
264	2.3E-05	5	1.93E-06
265	2.1E-05	5	1.77E-06
266	1.9E-05	5	1.64E-06
267	1.1E-04	5	9.15E-06
268	8.9E-05	5	7.57E-06
269	7.8E-05	5	6.64E-06
270	6.7E-05	5	5.73E-06
271	5.5E-05	5	4.70E-06
272	5.0E-05	5	4.26E-06
273	4.5E-05	5	3.82E-06
274	3.9E-05	5	3.32E-06
275	3.5E-05	5	2.96E-06
276	3.2E-05	5	2.74E-06
277	2.9E-05	5	2.47E-06
278	2.6E-05	5	2.21E-06
279	2.4E-05	5	2.02E-06

Ventura Ranch
P2 (off) - Grading Haul or Vendor Risk

Max Cancer Risk Cancer Risk		*Chronic Non Cancer Risk*	
Receptor #	Total Risk/ Million	REL	HI Offroad
280	2.2E-05	5	1.89E-06
281	2.0E-05	5	1.72E-06
282	1.9E-05	5	1.61E-06
283	1.1E-04	5	9.16E-06
284	8.4E-05	5	7.17E-06
285	7.5E-05	5	6.36E-06
286	6.5E-05	5	5.54E-06
287	5.4E-05	5	4.58E-06
288	4.7E-05	5	4.03E-06
289	4.3E-05	5	3.69E-06
290	3.8E-05	5	3.28E-06
291	3.3E-05	5	2.84E-06
292	3.1E-05	5	2.64E-06
293	2.8E-05	5	2.38E-06
294	2.5E-05	5	2.17E-06
295	2.3E-05	5	1.99E-06
296	2.2E-05	5	1.85E-06
297	2.0E-05	5	1.70E-06
298	1.8E-05	5	1.58E-06
299	8.1E-05	5	6.94E-06
300	7.1E-05	5	6.09E-06
301	6.3E-05	5	5.41E-06
302	5.5E-05	5	4.70E-06
303	4.7E-05	5	4.05E-06
304	4.2E-05	5	3.55E-06
305	3.7E-05	5	3.16E-06
306	3.3E-05	5	2.80E-06
307	3.0E-05	5	2.56E-06
308	2.7E-05	5	2.33E-06

Ventura Ranch
P2 (off) - Grading Haul or Vendor Risk

Max Cancer Risk Cancer Risk		*Chronic Non Cancer Risk*	
Receptor #	Total Risk/ Million	REL	HI Offroad
309	2.5E-05	5	2.11E-06
310	2.3E-05	5	1.95E-06
311	2.1E-05	5	1.83E-06
312	2.0E-05	5	1.72E-06
313	1.8E-05	5	1.54E-06
314	8.3E-05	5	7.11E-06
315	6.8E-05	5	5.77E-06
316	6.1E-05	5	5.22E-06
317	5.4E-05	5	4.57E-06
318	4.4E-05	5	3.73E-06
319	4.0E-05	5	3.42E-06
320	3.6E-05	5	3.10E-06
321	3.1E-05	5	2.67E-06
322	2.9E-05	5	2.48E-06
323	2.7E-05	5	2.29E-06
324	2.4E-05	5	2.08E-06
325	2.2E-05	5	1.91E-06
326	2.1E-05	5	1.81E-06
327	2.0E-05	5	1.69E-06
328	1.8E-05	5	1.50E-06
329	8.4E-05	5	7.14E-06
330	6.5E-05	5	5.51E-06
331	5.8E-05	5	4.98E-06
332	5.2E-05	5	4.40E-06
333	4.3E-05	5	3.65E-06
334	3.9E-05	5	3.34E-06
335	3.6E-05	5	3.05E-06
336	3.1E-05	5	2.64E-06
337	2.9E-05	5	2.44E-06
338	2.7E-05	5	2.27E-06
339	2.4E-05	5	2.08E-06

Ventura Ranch

P2 (off) - Grading Haul or Vendor Risk

Max Cancer Risk Cancer Risk		*Chronic Non Cancer Risk*	
Receptor #	**Total Risk/ Million**	**REL**	**HI Offroad**
340	2.2E-05	5	1.88E-06
341	2.1E-05	5	1.79E-06
342	2.0E-05	5	1.67E-06
343	1.7E-05	5	1.47E-06
344	1.5E-05	5	1.30E-06
345	8.0E-05	5	6.86E-06
346	6.2E-05	5	5.26E-06
347	5.6E-05	5	4.76E-06
348	5.0E-05	5	4.24E-06
349	4.2E-05	5	3.59E-06
350	3.8E-05	5	3.26E-06
351	3.5E-05	5	2.99E-06
352	3.1E-05	5	2.64E-06
353	2.8E-05	5	2.41E-06
354	2.6E-05	5	2.25E-06
355	2.4E-05	5	2.07E-06
356	2.2E-05	5	1.86E-06
357	2.1E-05	5	1.76E-06
358	1.9E-05	5	1.65E-06
359	1.7E-05	5	1.47E-06
360	1.5E-05	5	1.27E-06

Ventura Ranch

P2 (off) - Building Construction

		Cancer Risk from 2 to 16 years								
Receptor #	Conc	g/sec	Cair	Dose Constant	Dose	ED	Risk Constant	Risk	Constant 2	Risk/ Million
1	2.68586	3.78E-03	1.0E-02	6.05E-04	6.14E-06	0.84	4.71E-02	2.42E-07	1.0E+06	2.4E-01
2	2.45281	3.78E-03	9.3E-03	6.05E-04	5.61E-06	0.84	4.71E-02	2.21E-07	1.0E+06	2.2E-01
3	2.18043	3.78E-03	8.2E-03	6.05E-04	4.99E-06	0.84	4.71E-02	1.96E-07	1.0E+06	2.0E-01
4	1.89002	3.78E-03	7.1E-03	6.05E-04	4.32E-06	0.84	4.71E-02	1.70E-07	1.0E+06	1.7E-01
5	1.60078	3.78E-03	6.1E-03	6.05E-04	3.66E-06	0.84	4.71E-02	1.44E-07	1.0E+06	1.4E-01
6	1.32908	3.78E-03	5.0E-03	6.05E-04	3.04E-06	0.84	4.71E-02	1.20E-07	1.0E+06	1.2E-01
7	1.08169	3.78E-03	4.1E-03	6.05E-04	2.47E-06	0.84	4.71E-02	9.75E-08	1.0E+06	9.7E-02
8	0.86967	3.78E-03	3.3E-03	6.05E-04	1.99E-06	0.84	4.71E-02	7.84E-08	1.0E+06	7.8E-02
9	0.69568	3.78E-03	2.6E-03	6.05E-04	1.59E-06	0.84	4.71E-02	6.27E-08	1.0E+06	6.3E-02
10	0.55554	3.78E-03	2.1E-03	6.05E-04	1.27E-06	0.84	4.71E-02	5.01E-08	1.0E+06	5.0E-02
11	0.44341	3.78E-03	1.7E-03	6.05E-04	1.01E-06	0.84	4.71E-02	4.00E-08	1.0E+06	4.0E-02
12	0.35618	3.78E-03	1.3E-03	6.05E-04	8.15E-07	0.84	4.71E-02	3.21E-08	1.0E+06	3.2E-02
13	0.28961	3.78E-03	1.1E-03	6.05E-04	6.62E-07	0.84	4.71E-02	2.61E-08	1.0E+06	2.6E-02
14	0.20911	3.78E-03	7.9E-04	6.05E-04	4.78E-07	0.84	4.71E-02	1.88E-08	1.0E+06	1.9E-02
15	0.17473	3.78E-03	6.6E-04	6.05E-04	4.00E-07	0.84	4.71E-02	1.57E-08	1.0E+06	1.6E-02
16	0.1502	3.78E-03	5.7E-04	6.05E-04	3.44E-07	0.84	4.71E-02	1.35E-08	1.0E+06	1.4E-02
17	0.12412	3.78E-03	4.7E-04	6.05E-04	2.84E-07	0.84	4.71E-02	1.12E-08	1.0E+06	1.1E-02
18	0.11127	3.78E-03	4.2E-04	6.05E-04	2.54E-07	0.84	4.71E-02	1.00E-08	1.0E+06	1.0E-02
19	0.09495	3.78E-03	3.6E-04	6.05E-04	2.17E-07	0.84	4.71E-02	8.55E-09	1.0E+06	8.6E-03
20	0.08464	3.78E-03	3.2E-04	6.05E-04	1.94E-07	0.84	4.71E-02	7.63E-09	1.0E+06	7.6E-03
21	0.07382	3.78E-03	2.8E-04	6.05E-04	1.69E-07	0.84	4.71E-02	6.65E-09	1.0E+06	6.7E-03
22	1.1382	3.78E-03	4.3E-03	6.05E-04	2.60E-06	0.84	4.71E-02	1.03E-07	1.0E+06	1.0E-01
23	0.90394	3.78E-03	3.4E-03	6.05E-04	2.07E-06	0.84	4.71E-02	8.14E-08	1.0E+06	8.1E-02
24	0.71397	3.78E-03	2.7E-03	6.05E-04	1.63E-06	0.84	4.71E-02	6.43E-08	1.0E+06	6.4E-02
25	0.56397	3.78E-03	2.1E-03	6.05E-04	1.29E-06	0.84	4.71E-02	5.08E-08	1.0E+06	5.1E-02
26	0.44679	3.78E-03	1.7E-03	6.05E-04	1.02E-06	0.84	4.71E-02	4.03E-08	1.0E+06	4.0E-02
27	0.35656	3.78E-03	1.3E-03	6.05E-04	8.15E-07	0.84	4.71E-02	3.21E-08	1.0E+06	3.2E-02
28	0.2888	3.78E-03	1.1E-03	6.05E-04	6.61E-07	0.84	4.71E-02	2.60E-08	1.0E+06	2.6E-02
29	0.20967	3.78E-03	7.9E-04	6.05E-04	4.80E-07	0.84	4.71E-02	1.89E-08	1.0E+06	1.9E-02
30	0.17901	3.78E-03	6.8E-04	6.05E-04	4.09E-07	0.84	4.71E-02	1.61E-08	1.0E+06	1.6E-02
31	0.14564	3.78E-03	5.5E-04	6.05E-04	3.33E-07	0.84	4.71E-02	1.31E-08	1.0E+06	1.3E-02

Ventura Ranch

P2 (off) - Building Construction

							Cancer Risk from 2 to 16 years			
Receptor #	Conc	g/sec	Cair	Dose Constant	Dose	ED	Risk Constant	Risk	Constant 2	Risk/ Million
32	0.10804	3.78E-03	4.1E-04	6.05E-04	2.47E-07	0.84	4.71E-02	9.73E-09	1.0E+06	9.7E-03
33	0.10015	3.78E-03	3.8E-04	6.05E-04	2.29E-07	0.84	4.71E-02	9.02E-09	1.0E+06	9.0E-03
34	0.09791	3.78E-03	3.7E-04	6.05E-04	2.24E-07	0.84	4.71E-02	8.82E-09	1.0E+06	8.8E-03
35	0.24116	3.78E-03	9.1E-04	6.05E-04	5.52E-07	0.84	4.71E-02	2.17E-08	1.0E+06	2.2E-02
36	0.1816	3.78E-03	6.9E-04	6.05E-04	4.15E-07	0.84	4.71E-02	1.64E-08	1.0E+06	1.6E-02
37	3.28763	3.78E-03	1.2E-02	6.05E-04	7.52E-06	0.84	4.71E-02	2.96E-07	1.0E+06	3.0E-01
38	3.74805	3.78E-03	1.4E-02	6.05E-04	8.57E-06	0.84	4.71E-02	3.38E-07	1.0E+06	3.4E-01
39	4.09326	3.78E-03	1.5E-02	6.05E-04	9.36E-06	0.84	4.71E-02	3.69E-07	1.0E+06	3.7E-01
40	4.28623	3.78E-03	1.6E-02	6.05E-04	9.80E-06	0.84	4.71E-02	3.86E-07	1.0E+06	3.9E-01
41	3.48902	3.78E-03	1.3E-02	6.05E-04	7.98E-06	0.84	4.71E-02	3.14E-07	1.0E+06	3.1E-01
42	4.0661	3.78E-03	1.5E-02	6.05E-04	9.30E-06	0.84	4.71E-02	3.66E-07	1.0E+06	3.7E-01
43	4.53396	3.78E-03	1.7E-02	6.05E-04	1.04E-05	0.84	4.71E-02	4.08E-07	1.0E+06	4.1E-01
44	4.84596	3.78E-03	1.8E-02	6.05E-04	1.11E-05	0.84	4.71E-02	4.37E-07	1.0E+06	4.4E-01
45	4.94406	3.78E-03	1.9E-02	6.05E-04	1.13E-05	0.84	4.71E-02	4.45E-07	1.0E+06	4.5E-01
46	1.03832	3.78E-03	3.9E-03	6.05E-04	2.37E-06	0.84	4.71E-02	9.35E-08	1.0E+06	9.4E-02
47	0.77671	3.78E-03	2.9E-03	6.05E-04	1.78E-06	0.84	4.71E-02	7.00E-08	1.0E+06	7.0E-02
48	4.39031	3.78E-03	1.7E-02	6.05E-04	1.00E-05	0.84	4.71E-02	3.96E-07	1.0E+06	4.0E-01
49	5.04427	3.78E-03	1.9E-02	6.05E-04	1.15E-05	0.84	4.71E-02	4.54E-07	1.0E+06	4.5E-01
50	5.50611	3.78E-03	2.1E-02	6.05E-04	1.26E-05	0.84	4.71E-02	4.96E-07	1.0E+06	5.0E-01
51	5.65943	3.78E-03	2.1E-02	6.05E-04	1.29E-05	0.84	4.71E-02	5.10E-07	1.0E+06	5.1E-01
52	1.0692	3.78E-03	4.0E-03	6.05E-04	2.45E-06	0.84	4.71E-02	9.63E-08	1.0E+06	9.6E-02
53	0.78889	3.78E-03	3.0E-03	6.05E-04	1.80E-06	0.84	4.71E-02	7.11E-08	1.0E+06	7.1E-02
54	0.59197	3.78E-03	2.2E-03	6.05E-04	1.35E-06	0.84	4.71E-02	5.33E-08	1.0E+06	5.3E-02
55	5.52666	3.78E-03	2.1E-02	6.05E-04	1.26E-05	0.84	4.71E-02	4.98E-07	1.0E+06	5.0E-01
56	6.20812	3.78E-03	2.3E-02	6.05E-04	1.42E-05	0.84	4.71E-02	5.59E-07	1.0E+06	5.6E-01
57	6.50346	3.78E-03	2.5E-02	6.05E-04	1.49E-05	0.84	4.71E-02	5.86E-07	1.0E+06	5.9E-01
58	6.28506	3.78E-03	2.4E-02	6.05E-04	1.44E-05	0.84	4.71E-02	5.66E-07	1.0E+06	5.7E-01
59	1.09892	3.78E-03	4.2E-03	6.05E-04	2.51E-06	0.84	4.71E-02	9.90E-08	1.0E+06	9.9E-02
60	0.79995	3.78E-03	3.0E-03	6.05E-04	1.83E-06	0.84	4.71E-02	7.21E-08	1.0E+06	7.2E-02
61	0.59648	3.78E-03	2.3E-03	6.05E-04	1.36E-06	0.84	4.71E-02	5.37E-08	1.0E+06	5.4E-02
62	1.12768	3.78E-03	4.3E-03	6.05E-04	2.58E-06	0.84	4.71E-02	1.02E-07	1.0E+06	1.0E-01

Ventura Ranch

P2 (off) - Building Construction

		Cancer Risk from 2 to 16 years								
Receptor #	Conc	g/sec	Cair	Dose Constant	Dose	ED	Risk Constant	Risk	Constant 2	Risk/ Million
63	0.81133	3.78E-03	3.1E-03	6.05E-04	1.86E-06	0.84	4.71E-02	7.31E-08	1.0E+06	7.3E-02
64	0.60244	3.78E-03	2.3E-03	6.05E-04	1.38E-06	0.84	4.71E-02	5.43E-08	1.0E+06	5.4E-02
65	0.82505	3.78E-03	3.1E-03	6.05E-04	1.89E-06	0.84	4.71E-02	7.43E-08	1.0E+06	7.4E-02
66	5.64821	3.78E-03	2.1E-02	6.05E-04	1.29E-05	0.84	4.71E-02	5.09E-07	1.0E+06	5.1E-01
67	7.63444	3.78E-03	2.9E-02	6.05E-04	1.75E-05	0.84	4.71E-02	6.88E-07	1.0E+06	6.9E-01
68	0.20696	3.78E-03	7.8E-04	6.05E-04	4.73E-07	0.84	4.71E-02	1.86E-08	1.0E+06	1.9E-02
69	0.17795	3.78E-03	6.7E-04	6.05E-04	4.07E-07	0.84	4.71E-02	1.60E-08	1.0E+06	1.6E-02
70	0.15559	3.78E-03	5.9E-04	6.05E-04	3.56E-07	0.84	4.71E-02	1.40E-08	1.0E+06	1.4E-02
71	0.1398	3.78E-03	5.3E-04	6.05E-04	3.20E-07	0.84	4.71E-02	1.26E-08	1.0E+06	1.3E-02
72	5.8689	3.78E-03	2.2E-02	6.05E-04	1.34E-05	0.84	4.71E-02	5.29E-07	1.0E+06	5.3E-01
73	8.37324	3.78E-03	3.2E-02	6.05E-04	1.92E-05	0.84	4.71E-02	7.54E-07	1.0E+06	7.5E-01
74	0.26002	3.78E-03	9.8E-04	6.05E-04	5.95E-07	0.84	4.71E-02	2.34E-08	1.0E+06	2.3E-02
75	0.22429	3.78E-03	8.5E-04	6.05E-04	5.13E-07	0.84	4.71E-02	2.02E-08	1.0E+06	2.0E-02
76	0.19476	3.78E-03	7.4E-04	6.05E-04	4.45E-07	0.84	4.71E-02	1.75E-08	1.0E+06	1.8E-02
77	0.17103	3.78E-03	6.5E-04	6.05E-04	3.91E-07	0.84	4.71E-02	1.54E-08	1.0E+06	1.5E-02
78	0.15685	3.78E-03	5.9E-04	6.05E-04	3.59E-07	0.84	4.71E-02	1.41E-08	1.0E+06	1.4E-02
79	5.9337	3.78E-03	2.2E-02	6.05E-04	1.36E-05	0.84	4.71E-02	5.35E-07	1.0E+06	5.3E-01
80	9.0117	3.78E-03	3.4E-02	6.05E-04	2.06E-05	0.84	4.71E-02	8.12E-07	1.0E+06	8.1E-01
81	0.27585	3.78E-03	1.0E-03	6.05E-04	6.31E-07	0.84	4.71E-02	2.49E-08	1.0E+06	2.5E-02
82	0.24592	3.78E-03	9.3E-04	6.05E-04	5.62E-07	0.84	4.71E-02	2.22E-08	1.0E+06	2.2E-02
83	0.22239	3.78E-03	8.4E-04	6.05E-04	5.09E-07	0.84	4.71E-02	2.00E-08	1.0E+06	2.0E-02
84	0.20538	3.78E-03	7.8E-04	6.05E-04	4.70E-07	0.84	4.71E-02	1.85E-08	1.0E+06	1.9E-02
85	0.18295	3.78E-03	6.9E-04	6.05E-04	4.18E-07	0.84	4.71E-02	1.65E-08	1.0E+06	1.6E-02
86	5.86979	3.78E-03	2.2E-02	6.05E-04	1.34E-05	0.84	4.71E-02	5.29E-07	1.0E+06	5.3E-01
87	11.29043	3.78E-03	4.3E-02	6.05E-04	2.58E-05	0.84	4.71E-02	1.02E-06	1.0E+06	1.0E+00
88	0.28458	3.78E-03	1.1E-03	6.05E-04	6.51E-07	0.84	4.71E-02	2.56E-08	1.0E+06	2.6E-02
89	1.35694	3.78E-03	5.1E-03	6.05E-04	3.10E-06	0.84	4.71E-02	1.22E-07	1.0E+06	1.2E-01
90	0.89828	3.78E-03	3.4E-03	6.05E-04	2.05E-06	0.84	4.71E-02	8.09E-08	1.0E+06	8.1E-02
91	1.0402	3.78E-03	3.9E-03	6.05E-04	2.38E-06	0.84	4.71E-02	9.37E-08	1.0E+06	9.4E-02
92	1.23184	3.78E-03	4.7E-03	6.05E-04	2.82E-06	0.84	4.71E-02	1.11E-07	1.0E+06	1.1E-01
93	0.71697	3.78E-03	2.7E-03	6.05E-04	1.64E-06	0.84	4.71E-02	6.46E-08	1.0E+06	6.5E-02

Ventura Ranch

P2 (off) - Building Construction

							Cancer Risk from 2 to 16 years			
Receptor #	Conc	g/sec	Cair	Dose Constant	Dose	ED	Risk Constant	Risk	Constant 2	Risk/ Million
94	0.81776	3.78E-03	3.1E-03	6.05E-04	1.87E-06	0.84	4.71E-02	7.37E-08	1.0E+06	7.4E-02
95	0.95496	3.78E-03	3.6E-03	6.05E-04	2.18E-06	0.84	4.71E-02	8.60E-08	1.0E+06	8.6E-02
96	1.17738	3.78E-03	4.5E-03	6.05E-04	2.69E-06	0.84	4.71E-02	1.06E-07	1.0E+06	1.1E-01
97	1.51088	3.78E-03	5.7E-03	6.05E-04	3.46E-06	0.84	4.71E-02	1.36E-07	1.0E+06	1.4E-01
98	1.96239	3.78E-03	7.4E-03	6.05E-04	4.49E-06	0.84	4.71E-02	1.77E-07	1.0E+06	1.8E-01
99	0.57589	3.78E-03	2.2E-03	6.05E-04	1.32E-06	0.84	4.71E-02	5.19E-08	1.0E+06	5.2E-02
100	0.64935	3.78E-03	2.5E-03	6.05E-04	1.49E-06	0.84	4.71E-02	5.85E-08	1.0E+06	5.9E-02
101	0.75015	3.78E-03	2.8E-03	6.05E-04	1.72E-06	0.84	4.71E-02	6.76E-08	1.0E+06	6.8E-02
102	0.90412	3.78E-03	3.4E-03	6.05E-04	2.07E-06	0.84	4.71E-02	8.15E-08	1.0E+06	8.1E-02
103	1.12369	3.78E-03	4.2E-03	6.05E-04	2.57E-06	0.84	4.71E-02	1.01E-07	1.0E+06	1.0E-01
104	1.43944	3.78E-03	5.4E-03	6.05E-04	3.29E-06	0.84	4.71E-02	1.30E-07	1.0E+06	1.3E-01
105	1.89717	3.78E-03	7.2E-03	6.05E-04	4.34E-06	0.84	4.71E-02	1.71E-07	1.0E+06	1.7E-01
106	2.57967	3.78E-03	9.8E-03	6.05E-04	5.90E-06	0.84	4.71E-02	2.32E-07	1.0E+06	2.3E-01
107	3.66549	3.78E-03	1.4E-02	6.05E-04	8.38E-06	0.84	4.71E-02	3.30E-07	1.0E+06	3.3E-01
108	7.55576	3.78E-03	2.9E-02	6.05E-04	1.73E-05	0.84	4.71E-02	6.81E-07	1.0E+06	6.8E-01
109	0.46559	3.78E-03	1.8E-03	6.05E-04	1.06E-06	0.84	4.71E-02	4.19E-08	1.0E+06	4.2E-02
110	0.52078	3.78E-03	2.0E-03	6.05E-04	1.19E-06	0.84	4.71E-02	4.69E-08	1.0E+06	4.7E-02
111	0.59879	3.78E-03	2.3E-03	6.05E-04	1.37E-06	0.84	4.71E-02	5.39E-08	1.0E+06	5.4E-02
112	0.71286	3.78E-03	2.7E-03	6.05E-04	1.63E-06	0.84	4.71E-02	6.42E-08	1.0E+06	6.4E-02
113	0.85389	3.78E-03	3.2E-03	6.05E-04	1.95E-06	0.84	4.71E-02	7.69E-08	1.0E+06	7.7E-02
114	1.03989	3.78E-03	3.9E-03	6.05E-04	2.38E-06	0.84	4.71E-02	9.37E-08	1.0E+06	9.4E-02
115	1.29119	3.78E-03	4.9E-03	6.05E-04	2.95E-06	0.84	4.71E-02	1.16E-07	1.0E+06	1.2E-01
116	1.62947	3.78E-03	6.2E-03	6.05E-04	3.73E-06	0.84	4.71E-02	1.47E-07	1.0E+06	1.5E-01
117	2.14906	3.78E-03	8.1E-03	6.05E-04	4.92E-06	0.84	4.71E-02	1.94E-07	1.0E+06	1.9E-01
118	3.06871	3.78E-03	1.2E-02	6.05E-04	7.02E-06	0.84	4.71E-02	2.76E-07	1.0E+06	2.8E-01
119	4.20528	3.78E-03	1.6E-02	6.05E-04	9.62E-06	0.84	4.71E-02	3.79E-07	1.0E+06	3.8E-01
120	4.74847	3.78E-03	1.8E-02	6.05E-04	1.09E-05	0.84	4.71E-02	4.28E-07	1.0E+06	4.3E-01
121	4.65956	3.78E-03	1.8E-02	6.05E-04	1.07E-05	0.84	4.71E-02	4.20E-07	1.0E+06	4.2E-01
122	4.34494	3.78E-03	1.6E-02	6.05E-04	9.94E-06	0.84	4.71E-02	3.91E-07	1.0E+06	3.9E-01
123	0.38191	3.78E-03	1.4E-03	6.05E-04	8.73E-07	0.84	4.71E-02	3.44E-08	1.0E+06	3.4E-02
124	0.42544	3.78E-03	1.6E-03	6.05E-04	9.73E-07	0.84	4.71E-02	3.83E-08	1.0E+06	3.8E-02

Ventura Ranch

P2 (off) - Building Construction

		Cancer Risk from 2 to 16 years								
Receptor #	Conc	g/sec	Cair	Dose Constant	Dose	ED	Risk Constant	Risk	Constant 2	Risk/ Million
125	0.48559	3.78E-03	1.8E-03	6.05E-04	1.11E-06	0.84	4.71E-02	4.38E-08	1.0E+06	4.4E-02
126	0.56771	3.78E-03	2.1E-03	6.05E-04	1.30E-06	0.84	4.71E-02	5.11E-08	1.0E+06	5.1E-02
127	0.66386	3.78E-03	2.5E-03	6.05E-04	1.52E-06	0.84	4.71E-02	5.98E-08	1.0E+06	6.0E-02
128	0.78651	3.78E-03	3.0E-03	6.05E-04	1.80E-06	0.84	4.71E-02	7.09E-08	1.0E+06	7.1E-02
129	0.9439	3.78E-03	3.6E-03	6.05E-04	2.16E-06	0.84	4.71E-02	8.50E-08	1.0E+06	8.5E-02
130	1.13772	3.78E-03	4.3E-03	6.05E-04	2.60E-06	0.84	4.71E-02	1.03E-07	1.0E+06	1.0E-01
131	1.42938	3.78E-03	5.4E-03	6.05E-04	3.27E-06	0.84	4.71E-02	1.29E-07	1.0E+06	1.3E-01
132	1.80365	3.78E-03	6.8E-03	6.05E-04	4.13E-06	0.84	4.71E-02	1.63E-07	1.0E+06	1.6E-01
133	2.25285	3.78E-03	8.5E-03	6.05E-04	5.15E-06	0.84	4.71E-02	2.03E-07	1.0E+06	2.0E-01
134	2.66562	3.78E-03	1.0E-02	6.05E-04	6.10E-06	0.84	4.71E-02	2.40E-07	1.0E+06	2.4E-01
135	2.89866	3.78E-03	1.1E-02	6.05E-04	6.63E-06	0.84	4.71E-02	2.61E-07	1.0E+06	2.6E-01
136	2.93598	3.78E-03	1.1E-02	6.05E-04	6.71E-06	0.84	4.71E-02	2.65E-07	1.0E+06	2.6E-01
137	2.8992	3.78E-03	1.1E-02	6.05E-04	6.63E-06	0.84	4.71E-02	2.61E-07	1.0E+06	2.6E-01
138	2.77545	3.78E-03	1.0E-02	6.05E-04	6.35E-06	0.84	4.71E-02	2.50E-07	1.0E+06	2.5E-01
139	0.3192	3.78E-03	1.2E-03	6.05E-04	7.30E-07	0.84	4.71E-02	2.88E-08	1.0E+06	2.9E-02
140	0.35456	3.78E-03	1.3E-03	6.05E-04	8.11E-07	0.84	4.71E-02	3.19E-08	1.0E+06	3.2E-02
141	0.40133	3.78E-03	1.5E-03	6.05E-04	9.18E-07	0.84	4.71E-02	3.62E-08	1.0E+06	3.6E-02
142	0.462	3.78E-03	1.7E-03	6.05E-04	1.06E-06	0.84	4.71E-02	4.16E-08	1.0E+06	4.2E-02
143	0.53188	3.78E-03	2.0E-03	6.05E-04	1.22E-06	0.84	4.71E-02	4.79E-08	1.0E+06	4.8E-02
144	0.62005	3.78E-03	2.3E-03	6.05E-04	1.42E-06	0.84	4.71E-02	5.59E-08	1.0E+06	5.6E-02
145	0.71876	3.78E-03	2.7E-03	6.05E-04	1.64E-06	0.84	4.71E-02	6.48E-08	1.0E+06	6.5E-02
146	0.8542	3.78E-03	3.2E-03	6.05E-04	1.95E-06	0.84	4.71E-02	7.70E-08	1.0E+06	7.7E-02
147	1.02873	3.78E-03	3.9E-03	6.05E-04	2.35E-06	0.84	4.71E-02	9.27E-08	1.0E+06	9.3E-02
148	1.21184	3.78E-03	4.6E-03	6.05E-04	2.77E-06	0.84	4.71E-02	1.09E-07	1.0E+06	1.1E-01
149	1.43703	3.78E-03	5.4E-03	6.05E-04	3.29E-06	0.84	4.71E-02	1.29E-07	1.0E+06	1.3E-01
150	1.67726	3.78E-03	6.3E-03	6.05E-04	3.84E-06	0.84	4.71E-02	1.51E-07	1.0E+06	1.5E-01
151	1.81643	3.78E-03	6.9E-03	6.05E-04	4.15E-06	0.84	4.71E-02	1.64E-07	1.0E+06	1.6E-01
152	1.92328	3.78E-03	7.3E-03	6.05E-04	4.40E-06	0.84	4.71E-02	1.73E-07	1.0E+06	1.7E-01
153	2.02928	3.78E-03	7.7E-03	6.05E-04	4.64E-06	0.84	4.71E-02	1.83E-07	1.0E+06	1.8E-01
154	2.03429	3.78E-03	7.7E-03	6.05E-04	4.65E-06	0.84	4.71E-02	1.83E-07	1.0E+06	1.8E-01
155	0.27166	3.78E-03	1.0E-03	6.05E-04	6.21E-07	0.84	4.71E-02	2.45E-08	1.0E+06	2.4E-02

Ventura Ranch

P2 (off) - Building Construction

		Cancer Risk from 2 to 16 years								
Receptor #	Conc	g/sec	Cair	Dose Constant	Dose	ED	Risk Constant	Risk	Constant 2	Risk/ Million
156	0.30103	3.78E-03	1.1E-03	6.05E-04	6.88E-07	0.84	4.71E-02	2.71E-08	1.0E+06	2.7E-02
157	0.33835	3.78E-03	1.3E-03	6.05E-04	7.74E-07	0.84	4.71E-02	3.05E-08	1.0E+06	3.0E-02
158	0.38486	3.78E-03	1.5E-03	6.05E-04	8.80E-07	0.84	4.71E-02	3.47E-08	1.0E+06	3.5E-02
159	0.43852	3.78E-03	1.7E-03	6.05E-04	1.00E-06	0.84	4.71E-02	3.95E-08	1.0E+06	4.0E-02
160	0.50516	3.78E-03	1.9E-03	6.05E-04	1.16E-06	0.84	4.71E-02	4.55E-08	1.0E+06	4.6E-02
161	0.5733	3.78E-03	2.2E-03	6.05E-04	1.31E-06	0.84	4.71E-02	5.17E-08	1.0E+06	5.2E-02
162	0.66758	3.78E-03	2.5E-03	6.05E-04	1.53E-06	0.84	4.71E-02	6.01E-08	1.0E+06	6.0E-02
163	0.7808	3.78E-03	3.0E-03	6.05E-04	1.79E-06	0.84	4.71E-02	7.03E-08	1.0E+06	7.0E-02
164	0.8917	3.78E-03	3.4E-03	6.05E-04	2.04E-06	0.84	4.71E-02	8.03E-08	1.0E+06	8.0E-02
165	1.00632	3.78E-03	3.8E-03	6.05E-04	2.30E-06	0.84	4.71E-02	9.07E-08	1.0E+06	9.1E-02
166	1.14699	3.78E-03	4.3E-03	6.05E-04	2.62E-06	0.84	4.71E-02	1.03E-07	1.0E+06	1.0E-01
167	1.24944	3.78E-03	4.7E-03	6.05E-04	2.86E-06	0.84	4.71E-02	1.13E-07	1.0E+06	1.1E-01
168	1.32055	3.78E-03	5.0E-03	6.05E-04	3.02E-06	0.84	4.71E-02	1.19E-07	1.0E+06	1.2E-01
169	1.42195	3.78E-03	5.4E-03	6.05E-04	3.25E-06	0.84	4.71E-02	1.28E-07	1.0E+06	1.3E-01
170	1.46458	3.78E-03	5.5E-03	6.05E-04	3.35E-06	0.84	4.71E-02	1.32E-07	1.0E+06	1.3E-01
171	0.23527	3.78E-03	8.9E-04	6.05E-04	5.38E-07	0.84	4.71E-02	2.12E-08	1.0E+06	2.1E-02
172	0.26006	3.78E-03	9.8E-04	6.05E-04	5.95E-07	0.84	4.71E-02	2.34E-08	1.0E+06	2.3E-02
173	0.2905	3.78E-03	1.1E-03	6.05E-04	6.64E-07	0.84	4.71E-02	2.62E-08	1.0E+06	2.6E-02
174	0.32735	3.78E-03	1.2E-03	6.05E-04	7.49E-07	0.84	4.71E-02	2.95E-08	1.0E+06	2.9E-02
175	0.36992	3.78E-03	1.4E-03	6.05E-04	8.46E-07	0.84	4.71E-02	3.33E-08	1.0E+06	3.3E-02
176	0.42168	3.78E-03	1.6E-03	6.05E-04	9.64E-07	0.84	4.71E-02	3.80E-08	1.0E+06	3.8E-02
177	0.46987	3.78E-03	1.8E-03	6.05E-04	1.07E-06	0.84	4.71E-02	4.23E-08	1.0E+06	4.2E-02
178	0.53603	3.78E-03	2.0E-03	6.05E-04	1.23E-06	0.84	4.71E-02	4.83E-08	1.0E+06	4.8E-02
179	0.61312	3.78E-03	2.3E-03	6.05E-04	1.40E-06	0.84	4.71E-02	5.52E-08	1.0E+06	5.5E-02
180	0.67964	3.78E-03	2.6E-03	6.05E-04	1.55E-06	0.84	4.71E-02	6.12E-08	1.0E+06	6.1E-02
181	0.75324	3.78E-03	2.8E-03	6.05E-04	1.72E-06	0.84	4.71E-02	6.79E-08	1.0E+06	6.8E-02
182	0.843	3.78E-03	3.2E-03	6.05E-04	1.93E-06	0.84	4.71E-02	7.60E-08	1.0E+06	7.6E-02
183	0.91	3.78E-03	3.4E-03	6.05E-04	2.08E-06	0.84	4.71E-02	8.20E-08	1.0E+06	8.2E-02
184	0.95552	3.78E-03	3.6E-03	6.05E-04	2.19E-06	0.84	4.71E-02	8.61E-08	1.0E+06	8.6E-02
185	1.03132	3.78E-03	3.9E-03	6.05E-04	2.36E-06	0.84	4.71E-02	9.29E-08	1.0E+06	9.3E-02
186	1.07243	3.78E-03	4.1E-03	6.05E-04	2.45E-06	0.84	4.71E-02	9.66E-08	1.0E+06	9.7E-02

Ventura Ranch

P2 (off) - Building Construction

		Cancer Risk from 2 to 16 years								
Receptor #	Conc	g/sec	Cair	Dose Constant	Dose	ED	Risk Constant	Risk	Constant 2	Risk/ Million
187	0.20692	3.78E-03	7.8E-04	6.05E-04	4.73E-07	0.84	4.71E-02	1.86E-08	1.0E+06	1.9E-02
188	0.22817	3.78E-03	8.6E-04	6.05E-04	5.22E-07	0.84	4.71E-02	2.06E-08	1.0E+06	2.1E-02
189	0.25347	3.78E-03	9.6E-04	6.05E-04	5.80E-07	0.84	4.71E-02	2.28E-08	1.0E+06	2.3E-02
190	0.28317	3.78E-03	1.1E-03	6.05E-04	6.48E-07	0.84	4.71E-02	2.55E-08	1.0E+06	2.6E-02
191	0.31751	3.78E-03	1.2E-03	6.05E-04	7.26E-07	0.84	4.71E-02	2.86E-08	1.0E+06	2.9E-02
192	0.35828	3.78E-03	1.4E-03	6.05E-04	8.19E-07	0.84	4.71E-02	3.23E-08	1.0E+06	3.2E-02
193	0.39144	3.78E-03	1.5E-03	6.05E-04	8.95E-07	0.84	4.71E-02	3.53E-08	1.0E+06	3.5E-02
194	0.43928	3.78E-03	1.7E-03	6.05E-04	1.00E-06	0.84	4.71E-02	3.96E-08	1.0E+06	4.0E-02
195	0.49478	3.78E-03	1.9E-03	6.05E-04	1.13E-06	0.84	4.71E-02	4.46E-08	1.0E+06	4.5E-02
196	0.54015	3.78E-03	2.0E-03	6.05E-04	1.24E-06	0.84	4.71E-02	4.87E-08	1.0E+06	4.9E-02
197	0.58835	3.78E-03	2.2E-03	6.05E-04	1.35E-06	0.84	4.71E-02	5.30E-08	1.0E+06	5.3E-02
198	0.64887	3.78E-03	2.5E-03	6.05E-04	1.48E-06	0.84	4.71E-02	5.85E-08	1.0E+06	5.8E-02
199	0.69462	3.78E-03	2.6E-03	6.05E-04	1.59E-06	0.84	4.71E-02	6.26E-08	1.0E+06	6.3E-02
200	0.7197	3.78E-03	2.7E-03	6.05E-04	1.65E-06	0.84	4.71E-02	6.48E-08	1.0E+06	6.5E-02
201	0.77778	3.78E-03	2.9E-03	6.05E-04	1.78E-06	0.84	4.71E-02	7.01E-08	1.0E+06	7.0E-02
202	0.81237	3.78E-03	3.1E-03	6.05E-04	1.86E-06	0.84	4.71E-02	7.32E-08	1.0E+06	7.3E-02
203	0.18442	3.78E-03	7.0E-04	6.05E-04	4.22E-07	0.84	4.71E-02	1.66E-08	1.0E+06	1.7E-02
204	0.20275	3.78E-03	7.7E-04	6.05E-04	4.64E-07	0.84	4.71E-02	1.83E-08	1.0E+06	1.8E-02
205	0.22392	3.78E-03	8.5E-04	6.05E-04	5.12E-07	0.84	4.71E-02	2.02E-08	1.0E+06	2.0E-02
206	0.24704	3.78E-03	9.3E-04	6.05E-04	5.65E-07	0.84	4.71E-02	2.23E-08	1.0E+06	2.2E-02
207	0.27451	3.78E-03	1.0E-03	6.05E-04	6.28E-07	0.84	4.71E-02	2.47E-08	1.0E+06	2.5E-02
208	0.30579	3.78E-03	1.2E-03	6.05E-04	6.99E-07	0.84	4.71E-02	2.76E-08	1.0E+06	2.8E-02
209	0.33149	3.78E-03	1.3E-03	6.05E-04	7.58E-07	0.84	4.71E-02	2.99E-08	1.0E+06	3.0E-02
210	0.36798	3.78E-03	1.4E-03	6.05E-04	8.42E-07	0.84	4.71E-02	3.32E-08	1.0E+06	3.3E-02
211	0.40683	3.78E-03	1.5E-03	6.05E-04	9.30E-07	0.84	4.71E-02	3.67E-08	1.0E+06	3.7E-02
212	0.44112	3.78E-03	1.7E-03	6.05E-04	1.01E-06	0.84	4.71E-02	3.97E-08	1.0E+06	4.0E-02
213	0.47606	3.78E-03	1.8E-03	6.05E-04	1.09E-06	0.84	4.71E-02	4.29E-08	1.0E+06	4.3E-02
214	0.51866	3.78E-03	2.0E-03	6.05E-04	1.19E-06	0.84	4.71E-02	4.67E-08	1.0E+06	4.7E-02
215	0.54879	3.78E-03	2.1E-03	6.05E-04	1.26E-06	0.84	4.71E-02	4.94E-08	1.0E+06	4.9E-02
216	0.56106	3.78E-03	2.1E-03	6.05E-04	1.28E-06	0.84	4.71E-02	5.06E-08	1.0E+06	5.1E-02
217	0.60529	3.78E-03	2.3E-03	6.05E-04	1.38E-06	0.84	4.71E-02	5.45E-08	1.0E+06	5.5E-02

Ventura Ranch

P2 (off) - Building Construction

		Cancer Risk from 2 to 16 years								
Receptor #	Conc	g/sec	Cair	Dose Constant	Dose	ED	Risk Constant	Risk	Constant 2	Risk/ Million
218	0.63677	3.78E-03	2.4E-03	6.05E-04	1.46E-06	0.84	4.71E-02	5.74E-08	1.0E+06	5.7E-02
219	0.1662	3.78E-03	6.3E-04	6.05E-04	3.80E-07	0.84	4.71E-02	1.50E-08	1.0E+06	1.5E-02
220	0.182	3.78E-03	6.9E-04	6.05E-04	4.16E-07	0.84	4.71E-02	1.64E-08	1.0E+06	1.6E-02
221	0.19985	3.78E-03	7.6E-04	6.05E-04	4.57E-07	0.84	4.71E-02	1.80E-08	1.0E+06	1.8E-02
222	0.21776	3.78E-03	8.2E-04	6.05E-04	4.98E-07	0.84	4.71E-02	1.96E-08	1.0E+06	2.0E-02
223	0.23948	3.78E-03	9.1E-04	6.05E-04	5.48E-07	0.84	4.71E-02	2.16E-08	1.0E+06	2.2E-02
224	0.26392	3.78E-03	1.0E-03	6.05E-04	6.04E-07	0.84	4.71E-02	2.38E-08	1.0E+06	2.4E-02
225	0.28532	3.78E-03	1.1E-03	6.05E-04	6.53E-07	0.84	4.71E-02	2.57E-08	1.0E+06	2.6E-02
226	0.31204	3.78E-03	1.2E-03	6.05E-04	7.14E-07	0.84	4.71E-02	2.81E-08	1.0E+06	2.8E-02
227	0.34107	3.78E-03	1.3E-03	6.05E-04	7.80E-07	0.84	4.71E-02	3.07E-08	1.0E+06	3.1E-02
228	0.3673	3.78E-03	1.4E-03	6.05E-04	8.40E-07	0.84	4.71E-02	3.31E-08	1.0E+06	3.3E-02
229	0.39557	3.78E-03	1.5E-03	6.05E-04	9.05E-07	0.84	4.71E-02	3.56E-08	1.0E+06	3.6E-02
230	0.4251	3.78E-03	1.6E-03	6.05E-04	9.72E-07	0.84	4.71E-02	3.83E-08	1.0E+06	3.8E-02
231	0.43538	3.78E-03	1.6E-03	6.05E-04	9.96E-07	0.84	4.71E-02	3.92E-08	1.0E+06	3.9E-02
232	0.4489	3.78E-03	1.7E-03	6.05E-04	1.03E-06	0.84	4.71E-02	4.04E-08	1.0E+06	4.0E-02
233	0.48387	3.78E-03	1.8E-03	6.05E-04	1.11E-06	0.84	4.71E-02	4.36E-08	1.0E+06	4.4E-02
234	0.50869	3.78E-03	1.9E-03	6.05E-04	1.16E-06	0.84	4.71E-02	4.58E-08	1.0E+06	4.6E-02
235	0.1511	3.78E-03	5.7E-04	6.05E-04	3.46E-07	0.84	4.71E-02	1.36E-08	1.0E+06	1.4E-02
236	0.16473	3.78E-03	6.2E-04	6.05E-04	3.77E-07	0.84	4.71E-02	1.48E-08	1.0E+06	1.5E-02
237	0.17982	3.78E-03	6.8E-04	6.05E-04	4.11E-07	0.84	4.71E-02	1.62E-08	1.0E+06	1.6E-02
238	0.19418	3.78E-03	7.3E-04	6.05E-04	4.44E-07	0.84	4.71E-02	1.75E-08	1.0E+06	1.7E-02
239	0.21097	3.78E-03	8.0E-04	6.05E-04	4.83E-07	0.84	4.71E-02	1.90E-08	1.0E+06	1.9E-02
240	0.23092	3.78E-03	8.7E-04	6.05E-04	5.28E-07	0.84	4.71E-02	2.08E-08	1.0E+06	2.1E-02
241	0.24939	3.78E-03	9.4E-04	6.05E-04	5.70E-07	0.84	4.71E-02	2.25E-08	1.0E+06	2.2E-02
242	0.26789	3.78E-03	1.0E-03	6.05E-04	6.13E-07	0.84	4.71E-02	2.41E-08	1.0E+06	2.4E-02
243	0.29112	3.78E-03	1.1E-03	6.05E-04	6.66E-07	0.84	4.71E-02	2.62E-08	1.0E+06	2.6E-02
244	0.31187	3.78E-03	1.2E-03	6.05E-04	7.13E-07	0.84	4.71E-02	2.81E-08	1.0E+06	2.8E-02
245	0.33412	3.78E-03	1.3E-03	6.05E-04	7.64E-07	0.84	4.71E-02	3.01E-08	1.0E+06	3.0E-02
246	0.35511	3.78E-03	1.3E-03	6.05E-04	8.12E-07	0.84	4.71E-02	3.20E-08	1.0E+06	3.2E-02
247	0.34818	3.78E-03	1.3E-03	6.05E-04	7.96E-07	0.84	4.71E-02	3.14E-08	1.0E+06	3.1E-02
248	0.36907	3.78E-03	1.4E-03	6.05E-04	8.44E-07	0.84	4.71E-02	3.33E-08	1.0E+06	3.3E-02

Ventura Ranch

P2 (off) - Building Construction

		Cancer Risk from 2 to 16 years								
Receptor #	Conc	g/sec	Cair	Dose Constant	Dose	ED	Risk Constant	Risk	Constant 2	Risk/ Million
249	0.39407	3.78E-03	1.5E-03	6.05E-04	9.01E-07	0.84	4.71E-02	3.55E-08	1.0E+06	3.6E-02
250	0.41392	3.78E-03	1.6E-03	6.05E-04	9.47E-07	0.84	4.71E-02	3.73E-08	1.0E+06	3.7E-02
251	0.13831	3.78E-03	5.2E-04	6.05E-04	3.16E-07	0.84	4.71E-02	1.25E-08	1.0E+06	1.2E-02
252	0.15008	3.78E-03	5.7E-04	6.05E-04	3.43E-07	0.84	4.71E-02	1.35E-08	1.0E+06	1.4E-02
253	0.16286	3.78E-03	6.2E-04	6.05E-04	3.72E-07	0.84	4.71E-02	1.47E-08	1.0E+06	1.5E-02
254	0.17531	3.78E-03	6.6E-04	6.05E-04	4.01E-07	0.84	4.71E-02	1.58E-08	1.0E+06	1.6E-02
255	0.18755	3.78E-03	7.1E-04	6.05E-04	4.29E-07	0.84	4.71E-02	1.69E-08	1.0E+06	1.7E-02
256	0.20414	3.78E-03	7.7E-04	6.05E-04	4.67E-07	0.84	4.71E-02	1.84E-08	1.0E+06	1.8E-02
257	0.21999	3.78E-03	8.3E-04	6.05E-04	5.03E-07	0.84	4.71E-02	1.98E-08	1.0E+06	2.0E-02
258	0.2336	3.78E-03	8.8E-04	6.05E-04	5.34E-07	0.84	4.71E-02	2.10E-08	1.0E+06	2.1E-02
259	0.25125	3.78E-03	9.5E-04	6.05E-04	5.75E-07	0.84	4.71E-02	2.26E-08	1.0E+06	2.3E-02
260	0.2675	3.78E-03	1.0E-03	6.05E-04	6.12E-07	0.84	4.71E-02	2.41E-08	1.0E+06	2.4E-02
261	0.28379	3.78E-03	1.1E-03	6.05E-04	6.49E-07	0.84	4.71E-02	2.56E-08	1.0E+06	2.6E-02
262	0.30025	3.78E-03	1.1E-03	6.05E-04	6.87E-07	0.84	4.71E-02	2.71E-08	1.0E+06	2.7E-02
263	0.29081	3.78E-03	1.1E-03	6.05E-04	6.65E-07	0.84	4.71E-02	2.62E-08	1.0E+06	2.6E-02
264	0.31133	3.78E-03	1.2E-03	6.05E-04	7.12E-07	0.84	4.71E-02	2.81E-08	1.0E+06	2.8E-02
265	0.32328	3.78E-03	1.2E-03	6.05E-04	7.39E-07	0.84	4.71E-02	2.91E-08	1.0E+06	2.9E-02
266	0.33711	3.78E-03	1.3E-03	6.05E-04	7.71E-07	0.84	4.71E-02	3.04E-08	1.0E+06	3.0E-02
267	0.12727	3.78E-03	4.8E-04	6.05E-04	2.91E-07	0.84	4.71E-02	1.15E-08	1.0E+06	1.1E-02
268	0.13747	3.78E-03	5.2E-04	6.05E-04	3.14E-07	0.84	4.71E-02	1.24E-08	1.0E+06	1.2E-02
269	0.14834	3.78E-03	5.6E-04	6.05E-04	3.39E-07	0.84	4.71E-02	1.34E-08	1.0E+06	1.3E-02
270	0.15957	3.78E-03	6.0E-04	6.05E-04	3.65E-07	0.84	4.71E-02	1.44E-08	1.0E+06	1.4E-02
271	0.16831	3.78E-03	6.4E-04	6.05E-04	3.85E-07	0.84	4.71E-02	1.52E-08	1.0E+06	1.5E-02
272	0.18168	3.78E-03	6.9E-04	6.05E-04	4.16E-07	0.84	4.71E-02	1.64E-08	1.0E+06	1.6E-02
273	0.1972	3.78E-03	7.5E-04	6.05E-04	4.51E-07	0.84	4.71E-02	1.78E-08	1.0E+06	1.8E-02
274	0.20799	3.78E-03	7.9E-04	6.05E-04	4.76E-07	0.84	4.71E-02	1.87E-08	1.0E+06	1.9E-02
275	0.21887	3.78E-03	8.3E-04	6.05E-04	5.01E-07	0.84	4.71E-02	1.97E-08	1.0E+06	2.0E-02
276	0.23275	3.78E-03	8.8E-04	6.05E-04	5.32E-07	0.84	4.71E-02	2.10E-08	1.0E+06	2.1E-02
277	0.24032	3.78E-03	9.1E-04	6.05E-04	5.50E-07	0.84	4.71E-02	2.17E-08	1.0E+06	2.2E-02
278	0.24547	3.78E-03	9.3E-04	6.05E-04	5.61E-07	0.84	4.71E-02	2.21E-08	1.0E+06	2.2E-02
279	0.25337	3.78E-03	9.6E-04	6.05E-04	5.79E-07	0.84	4.71E-02	2.28E-08	1.0E+06	2.3E-02

Ventura Ranch

P2 (off) - Building Construction

		Cancer Risk from 2 to 16 years								
Receptor #	Conc	g/sec	Cair	Dose Constant	Dose	ED	Risk Constant	Risk	Constant 2	Risk/ Million
280	0.26826	3.78E-03	1.0E-03	6.05E-04	6.14E-07	0.84	4.71E-02	2.42E-08	1.0E+06	2.4E-02
281	0.27669	3.78E-03	1.0E-03	6.05E-04	6.33E-07	0.84	4.71E-02	2.49E-08	1.0E+06	2.5E-02
282	0.29017	3.78E-03	1.1E-03	6.05E-04	6.64E-07	0.84	4.71E-02	2.61E-08	1.0E+06	2.6E-02
283	0.11754	3.78E-03	4.4E-04	6.05E-04	2.69E-07	0.84	4.71E-02	1.06E-08	1.0E+06	1.1E-02
284	0.12648	3.78E-03	4.8E-04	6.05E-04	2.89E-07	0.84	4.71E-02	1.14E-08	1.0E+06	1.1E-02
285	0.13576	3.78E-03	5.1E-04	6.05E-04	3.10E-07	0.84	4.71E-02	1.22E-08	1.0E+06	1.2E-02
286	0.14545	3.78E-03	5.5E-04	6.05E-04	3.33E-07	0.84	4.71E-02	1.31E-08	1.0E+06	1.3E-02
287	0.15291	3.78E-03	5.8E-04	6.05E-04	3.50E-07	0.84	4.71E-02	1.38E-08	1.0E+06	1.4E-02
288	0.16502	3.78E-03	6.2E-04	6.05E-04	3.77E-07	0.84	4.71E-02	1.49E-08	1.0E+06	1.5E-02
289	0.17663	3.78E-03	6.7E-04	6.05E-04	4.04E-07	0.84	4.71E-02	1.59E-08	1.0E+06	1.6E-02
290	0.1872	3.78E-03	7.1E-04	6.05E-04	4.28E-07	0.84	4.71E-02	1.69E-08	1.0E+06	1.7E-02
291	0.19374	3.78E-03	7.3E-04	6.05E-04	4.43E-07	0.84	4.71E-02	1.75E-08	1.0E+06	1.7E-02
292	0.20468	3.78E-03	7.7E-04	6.05E-04	4.68E-07	0.84	4.71E-02	1.84E-08	1.0E+06	1.8E-02
293	0.21078	3.78E-03	8.0E-04	6.05E-04	4.82E-07	0.84	4.71E-02	1.90E-08	1.0E+06	1.9E-02
294	0.21639	3.78E-03	8.2E-04	6.05E-04	4.95E-07	0.84	4.71E-02	1.95E-08	1.0E+06	1.9E-02
295	0.22364	3.78E-03	8.5E-04	6.05E-04	5.11E-07	0.84	4.71E-02	2.01E-08	1.0E+06	2.0E-02
296	0.23378	3.78E-03	8.8E-04	6.05E-04	5.35E-07	0.84	4.71E-02	2.11E-08	1.0E+06	2.1E-02
297	0.2417	3.78E-03	9.1E-04	6.05E-04	5.53E-07	0.84	4.71E-02	2.18E-08	1.0E+06	2.2E-02
298	0.25102	3.78E-03	9.5E-04	6.05E-04	5.74E-07	0.84	4.71E-02	2.26E-08	1.0E+06	2.3E-02
299	0.11686	3.78E-03	4.4E-04	6.05E-04	2.67E-07	0.84	4.71E-02	1.05E-08	1.0E+06	1.1E-02
300	0.12479	3.78E-03	4.7E-04	6.05E-04	2.85E-07	0.84	4.71E-02	1.12E-08	1.0E+06	1.1E-02
301	0.13325	3.78E-03	5.0E-04	6.05E-04	3.05E-07	0.84	4.71E-02	1.20E-08	1.0E+06	1.2E-02
302	0.14135	3.78E-03	5.3E-04	6.05E-04	3.23E-07	0.84	4.71E-02	1.27E-08	1.0E+06	1.3E-02
303	0.14895	3.78E-03	5.6E-04	6.05E-04	3.41E-07	0.84	4.71E-02	1.34E-08	1.0E+06	1.3E-02
304	0.15926	3.78E-03	6.0E-04	6.05E-04	3.64E-07	0.84	4.71E-02	1.43E-08	1.0E+06	1.4E-02
305	0.16787	3.78E-03	6.3E-04	6.05E-04	3.84E-07	0.84	4.71E-02	1.51E-08	1.0E+06	1.5E-02
306	0.17495	3.78E-03	6.6E-04	6.05E-04	4.00E-07	0.84	4.71E-02	1.58E-08	1.0E+06	1.6E-02
307	0.18228	3.78E-03	6.9E-04	6.05E-04	4.17E-07	0.84	4.71E-02	1.64E-08	1.0E+06	1.6E-02
308	0.18799	3.78E-03	7.1E-04	6.05E-04	4.30E-07	0.84	4.71E-02	1.69E-08	1.0E+06	1.7E-02

Ventura Ranch

P2 (off) - Building Construction

							Cancer Risk from 2 to 16 years			
Receptor #	Conc	g/sec	Cair	Dose Constant	Dose	ED	Risk Constant	Risk	Constant 2	Risk/ Million
309	0.1908	3.78E-03	7.2E-04	6.05E-04	4.36E-07	0.84	4.71E-02	1.72E-08	1.0E+06	1.7E-02
310	0.197	3.78E-03	7.4E-04	6.05E-04	4.51E-07	0.84	4.71E-02	1.77E-08	1.0E+06	1.8E-02
311	0.20708	3.78E-03	7.8E-04	6.05E-04	4.74E-07	0.84	4.71E-02	1.87E-08	1.0E+06	1.9E-02
312	0.21674	3.78E-03	8.2E-04	6.05E-04	4.96E-07	0.84	4.71E-02	1.95E-08	1.0E+06	2.0E-02
313	0.2181	3.78E-03	8.2E-04	6.05E-04	4.99E-07	0.84	4.71E-02	1.97E-08	1.0E+06	2.0E-02
314	0.10819	3.78E-03	4.1E-04	6.05E-04	2.47E-07	0.84	4.71E-02	9.75E-09	1.0E+06	9.7E-03
315	0.11503	3.78E-03	4.3E-04	6.05E-04	2.63E-07	0.84	4.71E-02	1.04E-08	1.0E+06	1.0E-02
316	0.12234	3.78E-03	4.6E-04	6.05E-04	2.80E-07	0.84	4.71E-02	1.10E-08	1.0E+06	1.1E-02
317	0.12952	3.78E-03	4.9E-04	6.05E-04	2.96E-07	0.84	4.71E-02	1.17E-08	1.0E+06	1.2E-02
318	0.13601	3.78E-03	5.1E-04	6.05E-04	3.11E-07	0.84	4.71E-02	1.23E-08	1.0E+06	1.2E-02
319	0.14442	3.78E-03	5.5E-04	6.05E-04	3.30E-07	0.84	4.71E-02	1.30E-08	1.0E+06	1.3E-02
320	0.15248	3.78E-03	5.8E-04	6.05E-04	3.49E-07	0.84	4.71E-02	1.37E-08	1.0E+06	1.4E-02
321	0.15639	3.78E-03	5.9E-04	6.05E-04	3.58E-07	0.84	4.71E-02	1.41E-08	1.0E+06	1.4E-02
322	0.1637	3.78E-03	6.2E-04	6.05E-04	3.74E-07	0.84	4.71E-02	1.47E-08	1.0E+06	1.5E-02
323	0.1691	3.78E-03	6.4E-04	6.05E-04	3.87E-07	0.84	4.71E-02	1.52E-08	1.0E+06	1.5E-02
324	0.17164	3.78E-03	6.5E-04	6.05E-04	3.93E-07	0.84	4.71E-02	1.55E-08	1.0E+06	1.5E-02
325	0.17572	3.78E-03	6.6E-04	6.05E-04	4.02E-07	0.84	4.71E-02	1.58E-08	1.0E+06	1.6E-02
326	0.18454	3.78E-03	7.0E-04	6.05E-04	4.22E-07	0.84	4.71E-02	1.66E-08	1.0E+06	1.7E-02
327	0.19235	3.78E-03	7.3E-04	6.05E-04	4.40E-07	0.84	4.71E-02	1.73E-08	1.0E+06	1.7E-02
328	0.19116	3.78E-03	7.2E-04	6.05E-04	4.37E-07	0.84	4.71E-02	1.72E-08	1.0E+06	1.7E-02
329	0.1003	3.78E-03	3.8E-04	6.05E-04	2.29E-07	0.84	4.71E-02	9.04E-09	1.0E+06	9.0E-03
330	0.10624	3.78E-03	4.0E-04	6.05E-04	2.43E-07	0.84	4.71E-02	9.57E-09	1.0E+06	9.6E-03
331	0.11275	3.78E-03	4.3E-04	6.05E-04	2.58E-07	0.84	4.71E-02	1.02E-08	1.0E+06	1.0E-02
332	0.11886	3.78E-03	4.5E-04	6.05E-04	2.72E-07	0.84	4.71E-02	1.07E-08	1.0E+06	1.1E-02
333	0.12478	3.78E-03	4.7E-04	6.05E-04	2.85E-07	0.84	4.71E-02	1.12E-08	1.0E+06	1.1E-02
334	0.13201	3.78E-03	5.0E-04	6.05E-04	3.02E-07	0.84	4.71E-02	1.19E-08	1.0E+06	1.2E-02
335	0.13928	3.78E-03	5.3E-04	6.05E-04	3.19E-07	0.84	4.71E-02	1.25E-08	1.0E+06	1.3E-02
336	0.14306	3.78E-03	5.4E-04	6.05E-04	3.27E-07	0.84	4.71E-02	1.29E-08	1.0E+06	1.3E-02
337	0.14879	3.78E-03	5.6E-04	6.05E-04	3.40E-07	0.84	4.71E-02	1.34E-08	1.0E+06	1.3E-02
338	0.15405	3.78E-03	5.8E-04	6.05E-04	3.52E-07	0.84	4.71E-02	1.39E-08	1.0E+06	1.4E-02
339	0.15677	3.78E-03	5.9E-04	6.05E-04	3.59E-07	0.84	4.71E-02	1.41E-08	1.0E+06	1.4E-02

Ventura Ranch

P2 (off) - Building Construction

							Cancer Risk from 2 to 16 years			
Receptor #	Conc	g/sec	Cair	Dose Constant	Dose	ED	Risk Constant	Risk	Constant 2	Risk/ Million
340	0.1583	3.78E-03	6.0E-04	6.05E-04	3.62E-07	0.84	4.71E-02	1.43E-08	1.0E+06	1.4E-02
341	0.16564	3.78E-03	6.3E-04	6.05E-04	3.79E-07	0.84	4.71E-02	1.49E-08	1.0E+06	1.5E-02
342	0.17188	3.78E-03	6.5E-04	6.05E-04	3.93E-07	0.84	4.71E-02	1.55E-08	1.0E+06	1.5E-02
343	0.16925	3.78E-03	6.4E-04	6.05E-04	3.87E-07	0.84	4.71E-02	1.52E-08	1.0E+06	1.5E-02
344	0.16521	3.78E-03	6.2E-04	6.05E-04	3.78E-07	0.84	4.71E-02	1.49E-08	1.0E+06	1.5E-02
345	0.09319	3.78E-03	3.5E-04	6.05E-04	2.13E-07	0.84	4.71E-02	8.40E-09	1.0E+06	8.4E-03
346	0.09858	3.78E-03	3.7E-04	6.05E-04	2.25E-07	0.84	4.71E-02	8.88E-09	1.0E+06	8.9E-03
347	0.10422	3.78E-03	3.9E-04	6.05E-04	2.38E-07	0.84	4.71E-02	9.39E-09	1.0E+06	9.4E-03
348	0.1096	3.78E-03	4.1E-04	6.05E-04	2.51E-07	0.84	4.71E-02	9.87E-09	1.0E+06	9.9E-03
349	0.11378	3.78E-03	4.3E-04	6.05E-04	2.60E-07	0.84	4.71E-02	1.03E-08	1.0E+06	1.0E-02
350	0.12137	3.78E-03	4.6E-04	6.05E-04	2.78E-07	0.84	4.71E-02	1.09E-08	1.0E+06	1.1E-02
351	0.12773	3.78E-03	4.8E-04	6.05E-04	2.92E-07	0.84	4.71E-02	1.15E-08	1.0E+06	1.2E-02
352	0.13214	3.78E-03	5.0E-04	6.05E-04	3.02E-07	0.84	4.71E-02	1.19E-08	1.0E+06	1.2E-02
353	0.13639	3.78E-03	5.2E-04	6.05E-04	3.12E-07	0.84	4.71E-02	1.23E-08	1.0E+06	1.2E-02
354	0.14106	3.78E-03	5.3E-04	6.05E-04	3.23E-07	0.84	4.71E-02	1.27E-08	1.0E+06	1.3E-02
355	0.14371	3.78E-03	5.4E-04	6.05E-04	3.29E-07	0.84	4.71E-02	1.29E-08	1.0E+06	1.3E-02
356	0.14368	3.78E-03	5.4E-04	6.05E-04	3.29E-07	0.84	4.71E-02	1.29E-08	1.0E+06	1.3E-02
357	0.14993	3.78E-03	5.7E-04	6.05E-04	3.43E-07	0.84	4.71E-02	1.35E-08	1.0E+06	1.4E-02
358	0.15506	3.78E-03	5.9E-04	6.05E-04	3.55E-07	0.84	4.71E-02	1.40E-08	1.0E+06	1.4E-02
359	0.15406	3.78E-03	5.8E-04	6.05E-04	3.52E-07	0.84	4.71E-02	1.39E-08	1.0E+06	1.4E-02
360	0.14635	3.78E-03	5.5E-04	6.05E-04	3.35E-07	0.84	4.71E-02	1.32E-08	1.0E+06	1.3E-02

Ventura Ranch
P2 (off) - Building Construction

Max Cancer Risk Cancer Risk	
Receptor #	Total Risk/ Million
1	2.4E-01
2	2.2E-01
3	2.0E-01
4	1.7E-01
5	1.4E-01
6	1.2E-01
7	9.7E-02
8	7.8E-02
9	6.3E-02
10	5.0E-02
11	4.0E-02
12	3.2E-02
13	2.6E-02
14	1.9E-02
15	1.6E-02
16	1.4E-02
17	1.1E-02
18	1.0E-02
19	8.6E-03
20	7.6E-03
21	6.7E-03
22	1.0E-01
23	8.1E-02
24	6.4E-02
25	5.1E-02
26	4.0E-02
27	3.2E-02
28	2.6E-02
29	1.9E-02
30	1.6E-02
31	1.3E-02

Max	Receptor #	
1.017	87	Res

Chronic Non Cancer Risk	
REL	HI Offroad
5	2.03E-03
5	1.85E-03
5	1.65E-03
5	1.43E-03
5	1.21E-03
5	1.00E-03
5	8.18E-04
5	6.57E-04
5	5.26E-04
5	4.20E-04
5	3.35E-04
5	2.69E-04
5	2.19E-04
5	1.58E-04
5	1.32E-04
5	1.14E-04
5	9.38E-05
5	8.41E-05
5	7.18E-05
5	6.40E-05
5	5.58E-05
5	8.60E-04
5	6.83E-04
5	5.40E-04
5	4.26E-04
5	3.38E-04
5	2.70E-04
5	2.18E-04
5	1.59E-04
5	1.35E-04
5	1.10E-04

Max	Receptor #	
8.535E-03	87	Res

Ventura Ranch
P2 (off) - Building Construction

Max Cancer Risk Cancer Risk		*Chronic Non Cancer Risk*	
Receptor #	Total Risk/ Million	REL	HI Offroad
32	9.7E-03	5	8.17E-05
33	9.0E-03	5	7.57E-05
34	8.8E-03	5	7.40E-05
35	2.2E-02	5	1.82E-04
36	1.6E-02	5	1.37E-04
37	3.0E-01	5	2.49E-03
38	3.4E-01	5	2.83E-03
39	3.7E-01	5	3.09E-03
40	3.9E-01	5	3.24E-03
41	3.1E-01	5	2.64E-03
42	3.7E-01	5	3.07E-03
43	4.1E-01	5	3.43E-03
44	4.4E-01	5	3.66E-03
45	4.5E-01	5	3.74E-03
46	9.4E-02	5	7.85E-04
47	7.0E-02	5	5.87E-04
48	4.0E-01	5	3.32E-03
49	4.5E-01	5	3.81E-03
50	5.0E-01	5	4.16E-03
51	5.1E-01	5	4.28E-03
52	9.6E-02	5	8.08E-04
53	7.1E-02	5	5.96E-04
54	5.3E-02	5	4.48E-04
55	5.0E-01	5	4.18E-03
56	5.6E-01	5	4.69E-03
57	5.9E-01	5	4.92E-03
58	5.7E-01	5	4.75E-03
59	9.9E-02	5	8.31E-04
60	7.2E-02	5	6.05E-04
61	5.4E-02	5	4.51E-04
62	1.0E-01	5	8.53E-04

Ventura Ranch
P2 (off) - Building Construction

Max Cancer Risk Cancer Risk		*Chronic Non Cancer Risk*	
Receptor #	Total Risk/ Million	REL	HI Offroad
63	7.3E-02	5	6.13E-04
64	5.4E-02	5	4.55E-04
65	7.4E-02	5	6.24E-04
66	5.1E-01	5	4.27E-03
67	6.9E-01	5	5.77E-03
68	1.9E-02	5	1.56E-04
69	1.6E-02	5	1.35E-04
70	1.4E-02	5	1.18E-04
71	1.3E-02	5	1.06E-04
72	5.3E-01	5	4.44E-03
73	7.5E-01	5	6.33E-03
74	2.3E-02	5	1.97E-04
75	2.0E-02	5	1.70E-04
76	1.8E-02	5	1.47E-04
77	1.5E-02	5	1.29E-04
78	1.4E-02	5	1.19E-04
79	5.3E-01	5	4.49E-03
80	8.1E-01	5	6.81E-03
81	2.5E-02	5	2.09E-04
82	2.2E-02	5	1.86E-04
83	2.0E-02	5	1.68E-04
84	1.9E-02	5	1.55E-04
85	1.6E-02	5	1.38E-04
86	5.3E-01	5	4.44E-03
87	1.0E+00	5	8.54E-03
88	2.6E-02	5	2.15E-04
89	1.2E-01	5	1.03E-03
90	8.1E-02	5	6.79E-04
91	9.4E-02	5	7.86E-04
92	1.1E-01	5	9.31E-04
93	6.5E-02	5	5.42E-04

Ventura Ranch
P2 (off) - Building Construction

Max Cancer Risk Cancer Risk		*Chronic Non Cancer Risk*	
Receptor #	Total Risk/ Million	REL	HI Offroad
94	7.4E-02	5	6.18E-04
95	8.6E-02	5	7.22E-04
96	1.1E-01	5	8.90E-04
97	1.4E-01	5	1.14E-03
98	1.8E-01	5	1.48E-03
99	5.2E-02	5	4.35E-04
100	5.9E-02	5	4.91E-04
101	6.8E-02	5	5.67E-04
102	8.1E-02	5	6.84E-04
103	1.0E-01	5	8.49E-04
104	1.3E-01	5	1.09E-03
105	1.7E-01	5	1.43E-03
106	2.3E-01	5	1.95E-03
107	3.3E-01	5	2.77E-03
108	6.8E-01	5	5.71E-03
109	4.2E-02	5	3.52E-04
110	4.7E-02	5	3.94E-04
111	5.4E-02	5	4.53E-04
112	6.4E-02	5	5.39E-04
113	7.7E-02	5	6.46E-04
114	9.4E-02	5	7.86E-04
115	1.2E-01	5	9.76E-04
116	1.5E-01	5	1.23E-03
117	1.9E-01	5	1.62E-03
118	2.8E-01	5	2.32E-03
119	3.8E-01	5	3.18E-03
120	4.3E-01	5	3.59E-03
121	4.2E-01	5	3.52E-03
122	3.9E-01	5	3.28E-03
123	3.4E-02	5	2.89E-04
124	3.8E-02	5	3.22E-04

Ventura Ranch
P2 (off) - Building Construction

Max Cancer Risk Cancer Risk		*Chronic Non Cancer Risk*	
Receptor #	Total Risk/ Million	REL	HI Offroad
125	4.4E-02	5	3.67E-04
126	5.1E-02	5	4.29E-04
127	6.0E-02	5	5.02E-04
128	7.1E-02	5	5.95E-04
129	8.5E-02	5	7.14E-04
130	1.0E-01	5	8.60E-04
131	1.3E-01	5	1.08E-03
132	1.6E-01	5	1.36E-03
133	2.0E-01	5	1.70E-03
134	2.4E-01	5	2.02E-03
135	2.6E-01	5	2.19E-03
136	2.6E-01	5	2.22E-03
137	2.6E-01	5	2.19E-03
138	2.5E-01	5	2.10E-03
139	2.9E-02	5	2.41E-04
140	3.2E-02	5	2.68E-04
141	3.6E-02	5	3.03E-04
142	4.2E-02	5	3.49E-04
143	4.8E-02	5	4.02E-04
144	5.6E-02	5	4.69E-04
145	6.5E-02	5	5.43E-04
146	7.7E-02	5	6.46E-04
147	9.3E-02	5	7.78E-04
148	1.1E-01	5	9.16E-04
149	1.3E-01	5	1.09E-03
150	1.5E-01	5	1.27E-03
151	1.6E-01	5	1.37E-03
152	1.7E-01	5	1.45E-03
153	1.8E-01	5	1.53E-03
154	1.8E-01	5	1.54E-03
155	2.4E-02	5	2.05E-04

Ventura Ranch
P2 (off) - Building Construction

Max Cancer Risk Cancer Risk		*Chronic Non Cancer Risk*	
Receptor #	Total Risk/ Million	REL	HI Offroad
156	2.7E-02	5	2.28E-04
157	3.0E-02	5	2.56E-04
158	3.5E-02	5	2.91E-04
159	4.0E-02	5	3.32E-04
160	4.6E-02	5	3.82E-04
161	5.2E-02	5	4.33E-04
162	6.0E-02	5	5.05E-04
163	7.0E-02	5	5.90E-04
164	8.0E-02	5	6.74E-04
165	9.1E-02	5	7.61E-04
166	1.0E-01	5	8.67E-04
167	1.1E-01	5	9.45E-04
168	1.2E-01	5	9.98E-04
169	1.3E-01	5	1.07E-03
170	1.3E-01	5	1.11E-03
171	2.1E-02	5	1.78E-04
172	2.3E-02	5	1.97E-04
173	2.6E-02	5	2.20E-04
174	2.9E-02	5	2.47E-04
175	3.3E-02	5	2.80E-04
176	3.8E-02	5	3.19E-04
177	4.2E-02	5	3.55E-04
178	4.8E-02	5	4.05E-04
179	5.5E-02	5	4.64E-04
180	6.1E-02	5	5.14E-04
181	6.8E-02	5	5.69E-04
182	7.6E-02	5	6.37E-04
183	8.2E-02	5	6.88E-04
184	8.6E-02	5	7.22E-04
185	9.3E-02	5	7.80E-04
186	9.7E-02	5	8.11E-04

Ventura Ranch
P2 (off) - Building Construction

Max Cancer Risk Cancer Risk		*Chronic Non Cancer Risk*	
Receptor #	Total Risk/ Million	REL	HI Offroad
187	1.9E-02	5	1.56E-04
188	2.1E-02	5	1.72E-04
189	2.3E-02	5	1.92E-04
190	2.6E-02	5	2.14E-04
191	2.9E-02	5	2.40E-04
192	3.2E-02	5	2.71E-04
193	3.5E-02	5	2.96E-04
194	4.0E-02	5	3.32E-04
195	4.5E-02	5	3.74E-04
196	4.9E-02	5	4.08E-04
197	5.3E-02	5	4.45E-04
198	5.8E-02	5	4.91E-04
199	6.3E-02	5	5.25E-04
200	6.5E-02	5	5.44E-04
201	7.0E-02	5	5.88E-04
202	7.3E-02	5	6.14E-04
203	1.7E-02	5	1.39E-04
204	1.8E-02	5	1.53E-04
205	2.0E-02	5	1.69E-04
206	2.2E-02	5	1.87E-04
207	2.5E-02	5	2.08E-04
208	2.8E-02	5	2.31E-04
209	3.0E-02	5	2.51E-04
210	3.3E-02	5	2.78E-04
211	3.7E-02	5	3.08E-04
212	4.0E-02	5	3.33E-04
213	4.3E-02	5	3.60E-04
214	4.7E-02	5	3.92E-04
215	4.9E-02	5	4.15E-04
216	5.1E-02	5	4.24E-04
217	5.5E-02	5	4.58E-04

Ventura Ranch
P2 (off) - Building Construction

Max Cancer Risk Cancer Risk		*Chronic Non Cancer Risk*	
Receptor #	Total Risk/ Million	REL	HI Offroad
218	5.7E-02	5	4.81E-04
219	1.5E-02	5	1.26E-04
220	1.6E-02	5	1.38E-04
221	1.8E-02	5	1.51E-04
222	2.0E-02	5	1.65E-04
223	2.2E-02	5	1.81E-04
224	2.4E-02	5	2.00E-04
225	2.6E-02	5	2.16E-04
226	2.8E-02	5	2.36E-04
227	3.1E-02	5	2.58E-04
228	3.3E-02	5	2.78E-04
229	3.6E-02	5	2.99E-04
230	3.8E-02	5	3.21E-04
231	3.9E-02	5	3.29E-04
232	4.0E-02	5	3.39E-04
233	4.4E-02	5	3.66E-04
234	4.6E-02	5	3.85E-04
235	1.4E-02	5	1.14E-04
236	1.5E-02	5	1.25E-04
237	1.6E-02	5	1.36E-04
238	1.7E-02	5	1.47E-04
239	1.9E-02	5	1.59E-04
240	2.1E-02	5	1.75E-04
241	2.2E-02	5	1.89E-04
242	2.4E-02	5	2.03E-04
243	2.6E-02	5	2.20E-04
244	2.8E-02	5	2.36E-04
245	3.0E-02	5	2.53E-04
246	3.2E-02	5	2.68E-04
247	3.1E-02	5	2.63E-04
248	3.3E-02	5	2.79E-04

Ventura Ranch
P2 (off) - Building Construction

Max Cancer Risk Cancer Risk		*Chronic Non Cancer Risk*	
Receptor #	Total Risk/ Million	REL	HI Offroad
249	3.6E-02	5	2.98E-04
250	3.7E-02	5	3.13E-04
251	1.2E-02	5	1.05E-04
252	1.4E-02	5	1.13E-04
253	1.5E-02	5	1.23E-04
254	1.6E-02	5	1.33E-04
255	1.7E-02	5	1.42E-04
256	1.8E-02	5	1.54E-04
257	2.0E-02	5	1.66E-04
258	2.1E-02	5	1.77E-04
259	2.3E-02	5	1.90E-04
260	2.4E-02	5	2.02E-04
261	2.6E-02	5	2.15E-04
262	2.7E-02	5	2.27E-04
263	2.6E-02	5	2.20E-04
264	2.8E-02	5	2.35E-04
265	2.9E-02	5	2.44E-04
266	3.0E-02	5	2.55E-04
267	1.1E-02	5	9.62E-05
268	1.2E-02	5	1.04E-04
269	1.3E-02	5	1.12E-04
270	1.4E-02	5	1.21E-04
271	1.5E-02	5	1.27E-04
272	1.6E-02	5	1.37E-04
273	1.8E-02	5	1.49E-04
274	1.9E-02	5	1.57E-04
275	2.0E-02	5	1.65E-04
276	2.1E-02	5	1.76E-04
277	2.2E-02	5	1.82E-04
278	2.2E-02	5	1.86E-04
279	2.3E-02	5	1.92E-04

Ventura Ranch
P2 (off) - Building Construction

Max Cancer Risk Cancer Risk		*Chronic Non Cancer Risk*	
Receptor #	Total Risk/ Million	REL	HI Offroad
280	2.4E-02	5	2.03E-04
281	2.5E-02	5	2.09E-04
282	2.6E-02	5	2.19E-04
283	1.1E-02	5	8.89E-05
284	1.1E-02	5	9.56E-05
285	1.2E-02	5	1.03E-04
286	1.3E-02	5	1.10E-04
287	1.4E-02	5	1.16E-04
288	1.5E-02	5	1.25E-04
289	1.6E-02	5	1.34E-04
290	1.7E-02	5	1.42E-04
291	1.7E-02	5	1.46E-04
292	1.8E-02	5	1.55E-04
293	1.9E-02	5	1.59E-04
294	1.9E-02	5	1.64E-04
295	2.0E-02	5	1.69E-04
296	2.1E-02	5	1.77E-04
297	2.2E-02	5	1.83E-04
298	2.3E-02	5	1.90E-04
299	1.1E-02	5	8.83E-05
300	1.1E-02	5	9.43E-05
301	1.2E-02	5	1.01E-04
302	1.3E-02	5	1.07E-04
303	1.3E-02	5	1.13E-04
304	1.4E-02	5	1.20E-04
305	1.5E-02	5	1.27E-04
306	1.6E-02	5	1.32E-04
307	1.6E-02	5	1.38E-04
308	1.7E-02	5	1.42E-04

Ventura Ranch
P2 (off) - Building Construction

Max Cancer Risk Cancer Risk		*Chronic Non Cancer Risk*	
Receptor #	Total Risk/ Million	REL	HI Offroad
309	1.7E-02	5	1.44E-04
310	1.8E-02	5	1.49E-04
311	1.9E-02	5	1.57E-04
312	2.0E-02	5	1.64E-04
313	2.0E-02	5	1.65E-04
314	9.7E-03	5	8.18E-05
315	1.0E-02	5	8.70E-05
316	1.1E-02	5	9.25E-05
317	1.2E-02	5	9.79E-05
318	1.2E-02	5	1.03E-04
319	1.3E-02	5	1.09E-04
320	1.4E-02	5	1.15E-04
321	1.4E-02	5	1.18E-04
322	1.5E-02	5	1.24E-04
323	1.5E-02	5	1.28E-04
324	1.5E-02	5	1.30E-04
325	1.6E-02	5	1.33E-04
326	1.7E-02	5	1.40E-04
327	1.7E-02	5	1.45E-04
328	1.7E-02	5	1.45E-04
329	9.0E-03	5	7.58E-05
330	9.6E-03	5	8.03E-05
331	1.0E-02	5	8.52E-05
332	1.1E-02	5	8.99E-05
333	1.1E-02	5	9.43E-05
334	1.2E-02	5	9.98E-05
335	1.3E-02	5	1.05E-04
336	1.3E-02	5	1.08E-04
337	1.3E-02	5	1.12E-04
338	1.4E-02	5	1.16E-04
339	1.4E-02	5	1.19E-04

Ventura Ranch
P2 (off) - Building Construction

Max Cancer Risk Cancer Risk		*Chronic Non Cancer Risk*	
Receptor #	Total Risk/ Million	REL	HI Offroad
340	1.4E-02	5	1.20E-04
341	1.5E-02	5	1.25E-04
342	1.5E-02	5	1.30E-04
343	1.5E-02	5	1.28E-04
344	1.5E-02	5	1.25E-04
345	8.4E-03	5	7.05E-05
346	8.9E-03	5	7.45E-05
347	9.4E-03	5	7.88E-05
348	9.9E-03	5	8.29E-05
349	1.0E-02	5	8.60E-05
350	1.1E-02	5	9.18E-05
351	1.2E-02	5	9.66E-05
352	1.2E-02	5	9.99E-05
353	1.2E-02	5	1.03E-04
354	1.3E-02	5	1.07E-04
355	1.3E-02	5	1.09E-04
356	1.3E-02	5	1.09E-04
357	1.4E-02	5	1.13E-04
358	1.4E-02	5	1.17E-04
359	1.4E-02	5	1.16E-04
360	1.3E-02	5	1.11E-04

Ventura Ranch

P2 (off) - Building Construction Haul or Vendor Risk

		Cancer Risk from 2 to 16 years								
Receptor #	Conc	g/sec	Cair	Dose Constant	Dose	ED	Risk Constant	Risk	Constant 2	Risk/ Million
1	0.27315	2.40E-06	6.5E-07	6.05E-04	3.96E-10	0.84	4.71E-02	1.56E-11	1.0E+06	1.6E-05
2	0.25932	2.40E-06	6.2E-07	6.05E-04	3.76E-10	0.84	4.71E-02	1.48E-11	1.0E+06	1.5E-05
3	0.24831	2.40E-06	5.9E-07	6.05E-04	3.60E-10	0.84	4.71E-02	1.42E-11	1.0E+06	1.4E-05
4	0.23859	2.40E-06	5.7E-07	6.05E-04	3.46E-10	0.84	4.71E-02	1.36E-11	1.0E+06	1.4E-05
5	0.22897	2.40E-06	5.5E-07	6.05E-04	3.32E-10	0.84	4.71E-02	1.31E-11	1.0E+06	1.3E-05
6	0.21609	2.40E-06	5.2E-07	6.05E-04	3.13E-10	0.84	4.71E-02	1.23E-11	1.0E+06	1.2E-05
7	0.20281	2.40E-06	4.9E-07	6.05E-04	2.94E-10	0.84	4.71E-02	1.16E-11	1.0E+06	1.2E-05
8	0.19034	2.40E-06	4.6E-07	6.05E-04	2.76E-10	0.84	4.71E-02	1.09E-11	1.0E+06	1.1E-05
9	0.17571	2.40E-06	4.2E-07	6.05E-04	2.55E-10	0.84	4.71E-02	1.00E-11	1.0E+06	1.0E-05
10	0.16101	2.40E-06	3.9E-07	6.05E-04	2.33E-10	0.84	4.71E-02	9.19E-12	1.0E+06	9.2E-06
11	0.14724	2.40E-06	3.5E-07	6.05E-04	2.13E-10	0.84	4.71E-02	8.41E-12	1.0E+06	8.4E-06
12	0.13459	2.40E-06	3.2E-07	6.05E-04	1.95E-10	0.84	4.71E-02	7.68E-12	1.0E+06	7.7E-06
13	0.1224	2.40E-06	2.9E-07	6.05E-04	1.77E-10	0.84	4.71E-02	6.99E-12	1.0E+06	7.0E-06
14	0.1112	2.40E-06	2.7E-07	6.05E-04	1.61E-10	0.84	4.71E-02	6.35E-12	1.0E+06	6.3E-06
15	0.10302	2.40E-06	2.5E-07	6.05E-04	1.49E-10	0.84	4.71E-02	5.88E-12	1.0E+06	5.9E-06
16	0.09592	2.40E-06	2.3E-07	6.05E-04	1.39E-10	0.84	4.71E-02	5.48E-12	1.0E+06	5.5E-06
17	0.08104	2.40E-06	1.9E-07	6.05E-04	1.17E-10	0.84	4.71E-02	4.63E-12	1.0E+06	4.6E-06
18	0.07653	2.40E-06	1.8E-07	6.05E-04	1.11E-10	0.84	4.71E-02	4.37E-12	1.0E+06	4.4E-06
19	0.0675	2.40E-06	1.6E-07	6.05E-04	9.78E-11	0.84	4.71E-02	3.85E-12	1.0E+06	3.9E-06
20	0.06248	2.40E-06	1.5E-07	6.05E-04	9.05E-11	0.84	4.71E-02	3.57E-12	1.0E+06	3.6E-06
21	0.05649	2.40E-06	1.4E-07	6.05E-04	8.19E-11	0.84	4.71E-02	3.23E-12	1.0E+06	3.2E-06
22	0.20923	2.40E-06	5.0E-07	6.05E-04	3.03E-10	0.84	4.71E-02	1.19E-11	1.0E+06	1.2E-05
23	0.19546	2.40E-06	4.7E-07	6.05E-04	2.83E-10	0.84	4.71E-02	1.12E-11	1.0E+06	1.1E-05
24	0.18164	2.40E-06	4.4E-07	6.05E-04	2.63E-10	0.84	4.71E-02	1.04E-11	1.0E+06	1.0E-05
25	0.16816	2.40E-06	4.0E-07	6.05E-04	2.44E-10	0.84	4.71E-02	9.60E-12	1.0E+06	9.6E-06
26	0.15452	2.40E-06	3.7E-07	6.05E-04	2.24E-10	0.84	4.71E-02	8.82E-12	1.0E+06	8.8E-06
27	0.13999	2.40E-06	3.4E-07	6.05E-04	2.03E-10	0.84	4.71E-02	7.99E-12	1.0E+06	8.0E-06
28	0.12585	2.40E-06	3.0E-07	6.05E-04	1.82E-10	0.84	4.71E-02	7.18E-12	1.0E+06	7.2E-06
29	0.11535	2.40E-06	2.8E-07	6.05E-04	1.67E-10	0.84	4.71E-02	6.59E-12	1.0E+06	6.6E-06
30	0.10967	2.40E-06	2.6E-07	6.05E-04	1.59E-10	0.84	4.71E-02	6.26E-12	1.0E+06	6.3E-06
31	0.09173	2.40E-06	2.2E-07	6.05E-04	1.33E-10	0.84	4.71E-02	5.24E-12	1.0E+06	5.2E-06

Ventura Ranch

P2 (off) - Building Construction Haul or Vendor Risk

							Cancer Risk from 2 to 16 years			
Receptor #	Conc	g/sec	Cair	Dose Constant	Dose	ED	Risk Constant	Risk	Constant 2	Risk/ Million
32	0.07026	2.40E-06	1.7E-07	6.05E-04	1.02E-10	0.84	4.71E-02	4.01E-12	1.0E+06	4.0E-06
33	0.06847	2.40E-06	1.6E-07	6.05E-04	9.92E-11	0.84	4.71E-02	3.91E-12	1.0E+06	3.9E-06
34	0.0699	2.40E-06	1.7E-07	6.05E-04	1.01E-10	0.84	4.71E-02	3.99E-12	1.0E+06	4.0E-06
35	0.13203	2.40E-06	3.2E-07	6.05E-04	1.91E-10	0.84	4.71E-02	7.54E-12	1.0E+06	7.5E-06
36	0.11424	2.40E-06	2.7E-07	6.05E-04	1.66E-10	0.84	4.71E-02	6.52E-12	1.0E+06	6.5E-06
37	0.59905	2.40E-06	1.4E-06	6.05E-04	8.68E-10	0.84	4.71E-02	3.42E-11	1.0E+06	3.4E-05
38	0.52159	2.40E-06	1.2E-06	6.05E-04	7.56E-10	0.84	4.71E-02	2.98E-11	1.0E+06	3.0E-05
39	0.45967	2.40E-06	1.1E-06	6.05E-04	6.66E-10	0.84	4.71E-02	2.62E-11	1.0E+06	2.6E-05
40	0.41289	2.40E-06	9.9E-07	6.05E-04	5.98E-10	0.84	4.71E-02	2.36E-11	1.0E+06	2.4E-05
41	0.66058	2.40E-06	1.6E-06	6.05E-04	9.57E-10	0.84	4.71E-02	3.77E-11	1.0E+06	3.8E-05
42	0.57043	2.40E-06	1.4E-06	6.05E-04	8.27E-10	0.84	4.71E-02	3.26E-11	1.0E+06	3.3E-05
43	0.49903	2.40E-06	1.2E-06	6.05E-04	7.23E-10	0.84	4.71E-02	2.85E-11	1.0E+06	2.8E-05
44	0.44544	2.40E-06	1.1E-06	6.05E-04	6.46E-10	0.84	4.71E-02	2.54E-11	1.0E+06	2.5E-05
45	0.406	2.40E-06	9.7E-07	6.05E-04	5.88E-10	0.84	4.71E-02	2.32E-11	1.0E+06	2.3E-05
46	0.22884	2.40E-06	5.5E-07	6.05E-04	3.32E-10	0.84	4.71E-02	1.31E-11	1.0E+06	1.3E-05
47	0.21212	2.40E-06	5.1E-07	6.05E-04	3.07E-10	0.84	4.71E-02	1.21E-11	1.0E+06	1.2E-05
48	0.62767	2.40E-06	1.5E-06	6.05E-04	9.10E-10	0.84	4.71E-02	3.58E-11	1.0E+06	3.6E-05
49	0.54418	2.40E-06	1.3E-06	6.05E-04	7.89E-10	0.84	4.71E-02	3.11E-11	1.0E+06	3.1E-05
50	0.48257	2.40E-06	1.2E-06	6.05E-04	6.99E-10	0.84	4.71E-02	2.76E-11	1.0E+06	2.8E-05
51	0.43873	2.40E-06	1.1E-06	6.05E-04	6.36E-10	0.84	4.71E-02	2.50E-11	1.0E+06	2.5E-05
52	0.24121	2.40E-06	5.8E-07	6.05E-04	3.50E-10	0.84	4.71E-02	1.38E-11	1.0E+06	1.4E-05
53	0.22198	2.40E-06	5.3E-07	6.05E-04	3.22E-10	0.84	4.71E-02	1.27E-11	1.0E+06	1.3E-05
54	0.20776	2.40E-06	5.0E-07	6.05E-04	3.01E-10	0.84	4.71E-02	1.19E-11	1.0E+06	1.2E-05
55	0.59869	2.40E-06	1.4E-06	6.05E-04	8.68E-10	0.84	4.71E-02	3.42E-11	1.0E+06	3.4E-05
56	0.52756	2.40E-06	1.3E-06	6.05E-04	7.65E-10	0.84	4.71E-02	3.01E-11	1.0E+06	3.0E-05
57	0.47756	2.40E-06	1.1E-06	6.05E-04	6.92E-10	0.84	4.71E-02	2.73E-11	1.0E+06	2.7E-05
58	0.4413	2.40E-06	1.1E-06	6.05E-04	6.40E-10	0.84	4.71E-02	2.52E-11	1.0E+06	2.5E-05
59	0.25411	2.40E-06	6.1E-07	6.05E-04	3.68E-10	0.84	4.71E-02	1.45E-11	1.0E+06	1.5E-05
60	0.2347	2.40E-06	5.6E-07	6.05E-04	3.40E-10	0.84	4.71E-02	1.34E-11	1.0E+06	1.3E-05
61	0.21828	2.40E-06	5.2E-07	6.05E-04	3.16E-10	0.84	4.71E-02	1.25E-11	1.0E+06	1.2E-05
62	0.26761	2.40E-06	6.4E-07	6.05E-04	3.88E-10	0.84	4.71E-02	1.53E-11	1.0E+06	1.5E-05

Ventura Ranch

P2 (off) - Building Construction Haul or Vendor Risk

		Cancer Risk from 2 to 16 years								
Receptor #	Conc	g/sec	Cair	Dose Constant	Dose	ED	Risk Constant	Risk	Constant 2	Risk/ Million
63	0.24748	2.40E-06	5.9E-07	6.05E-04	3.59E-10	0.84	4.71E-02	1.41E-11	1.0E+06	1.4E-05
64	0.22779	2.40E-06	5.5E-07	6.05E-04	3.30E-10	0.84	4.71E-02	1.30E-11	1.0E+06	1.3E-05
65	0.26071	2.40E-06	6.2E-07	6.05E-04	3.78E-10	0.84	4.71E-02	1.49E-11	1.0E+06	1.5E-05
66	1.01211	2.40E-06	2.4E-06	6.05E-04	1.47E-09	0.84	4.71E-02	5.78E-11	1.0E+06	5.8E-05
67	0.8335	2.40E-06	2.0E-06	6.05E-04	1.21E-09	0.84	4.71E-02	4.76E-11	1.0E+06	4.8E-05
68	0.12834	2.40E-06	3.1E-07	6.05E-04	1.86E-10	0.84	4.71E-02	7.33E-12	1.0E+06	7.3E-06
69	0.10493	2.40E-06	2.5E-07	6.05E-04	1.52E-10	0.84	4.71E-02	5.99E-12	1.0E+06	6.0E-06
70	0.09134	2.40E-06	2.2E-07	6.05E-04	1.32E-10	0.84	4.71E-02	5.21E-12	1.0E+06	5.2E-06
71	0.0831	2.40E-06	2.0E-07	6.05E-04	1.20E-10	0.84	4.71E-02	4.74E-12	1.0E+06	4.7E-06
72	1.18101	2.40E-06	2.8E-06	6.05E-04	1.71E-09	0.84	4.71E-02	6.74E-11	1.0E+06	6.7E-05
73	0.95471	2.40E-06	2.3E-06	6.05E-04	1.38E-09	0.84	4.71E-02	5.45E-11	1.0E+06	5.5E-05
74	0.16012	2.40E-06	3.8E-07	6.05E-04	2.32E-10	0.84	4.71E-02	9.14E-12	1.0E+06	9.1E-06
75	0.13616	2.40E-06	3.3E-07	6.05E-04	1.97E-10	0.84	4.71E-02	7.77E-12	1.0E+06	7.8E-06
76	0.11261	2.40E-06	2.7E-07	6.05E-04	1.63E-10	0.84	4.71E-02	6.43E-12	1.0E+06	6.4E-06
77	0.09787	2.40E-06	2.3E-07	6.05E-04	1.42E-10	0.84	4.71E-02	5.59E-12	1.0E+06	5.6E-06
78	0.09175	2.40E-06	2.2E-07	6.05E-04	1.33E-10	0.84	4.71E-02	5.24E-12	1.0E+06	5.2E-06
79	1.41082	2.40E-06	3.4E-06	6.05E-04	2.04E-09	0.84	4.71E-02	8.05E-11	1.0E+06	8.1E-05
80	1.11586	2.40E-06	2.7E-06	6.05E-04	1.62E-09	0.84	4.71E-02	6.37E-11	1.0E+06	6.4E-05
81	0.16124	2.40E-06	3.9E-07	6.05E-04	2.34E-10	0.84	4.71E-02	9.21E-12	1.0E+06	9.2E-06
82	0.14458	2.40E-06	3.5E-07	6.05E-04	2.10E-10	0.84	4.71E-02	8.25E-12	1.0E+06	8.3E-06
83	0.13346	2.40E-06	3.2E-07	6.05E-04	1.93E-10	0.84	4.71E-02	7.62E-12	1.0E+06	7.6E-06
84	0.12969	2.40E-06	3.1E-07	6.05E-04	1.88E-10	0.84	4.71E-02	7.40E-12	1.0E+06	7.4E-06
85	0.11177	2.40E-06	2.7E-07	6.05E-04	1.62E-10	0.84	4.71E-02	6.38E-12	1.0E+06	6.4E-06
86	1.73854	2.40E-06	4.2E-06	6.05E-04	2.52E-09	0.84	4.71E-02	9.93E-11	1.0E+06	9.9E-05
87	1.29237	2.40E-06	3.1E-06	6.05E-04	1.87E-09	0.84	4.71E-02	7.38E-11	1.0E+06	7.4E-05
88	0.15899	2.40E-06	3.8E-07	6.05E-04	2.30E-10	0.84	4.71E-02	9.08E-12	1.0E+06	9.1E-06
89	15.57642	2.40E-06	3.7E-05	6.05E-04	2.26E-08	0.84	4.71E-02	8.89E-10	1.0E+06	8.9E-04
90	11.44535	2.40E-06	2.7E-05	6.05E-04	1.66E-08	0.84	4.71E-02	6.53E-10	1.0E+06	6.5E-04
91	18.20645	2.40E-06	4.4E-05	6.05E-04	2.64E-08	0.84	4.71E-02	1.04E-09	1.0E+06	1.0E-03
92	11.18143	2.40E-06	2.7E-05	6.05E-04	1.62E-08	0.84	4.71E-02	6.38E-10	1.0E+06	6.4E-04
93	20.95114	2.40E-06	5.0E-05	6.05E-04	3.04E-08	0.84	4.71E-02	1.20E-09	1.0E+06	1.2E-03

Ventura Ranch

P2 (off) - Building Construction Haul or Vendor Risk

		Cancer Risk from 2 to 16 years								
Receptor #	Conc	g/sec	Cair	Dose Constant	Dose	ED	Risk Constant	Risk	Constant 2	Risk/ Million
94	13.01504	2.40E-06	3.1E-05	6.05E-04	1.89E-08	0.84	4.71E-02	7.43E-10	1.0E+06	7.4E-04
95	9.07432	2.40E-06	2.2E-05	6.05E-04	1.32E-08	0.84	4.71E-02	5.18E-10	1.0E+06	5.2E-04
96	6.64905	2.40E-06	1.6E-05	6.05E-04	9.64E-09	0.84	4.71E-02	3.80E-10	1.0E+06	3.8E-04
97	4.99337	2.40E-06	1.2E-05	6.05E-04	7.24E-09	0.84	4.71E-02	2.85E-10	1.0E+06	2.9E-04
98	3.88847	2.40E-06	9.3E-06	6.05E-04	5.64E-09	0.84	4.71E-02	2.22E-10	1.0E+06	2.2E-04
99	13.73986	2.40E-06	3.3E-05	6.05E-04	1.99E-08	0.84	4.71E-02	7.84E-10	1.0E+06	7.8E-04
100	9.8886	2.40E-06	2.4E-05	6.05E-04	1.43E-08	0.84	4.71E-02	5.65E-10	1.0E+06	5.6E-04
101	7.48414	2.40E-06	1.8E-05	6.05E-04	1.08E-08	0.84	4.71E-02	4.27E-10	1.0E+06	4.3E-04
102	5.78575	2.40E-06	1.4E-05	6.05E-04	8.38E-09	0.84	4.71E-02	3.30E-10	1.0E+06	3.3E-04
103	4.54733	2.40E-06	1.1E-05	6.05E-04	6.59E-09	0.84	4.71E-02	2.60E-10	1.0E+06	2.6E-04
104	3.59595	2.40E-06	8.6E-06	6.05E-04	5.21E-09	0.84	4.71E-02	2.05E-10	1.0E+06	2.1E-04
105	2.88391	2.40E-06	6.9E-06	6.05E-04	4.18E-09	0.84	4.71E-02	1.65E-10	1.0E+06	1.6E-04
106	2.36163	2.40E-06	5.7E-06	6.05E-04	3.42E-09	0.84	4.71E-02	1.35E-10	1.0E+06	1.3E-04
107	1.97939	2.40E-06	4.7E-06	6.05E-04	2.87E-09	0.84	4.71E-02	1.13E-10	1.0E+06	1.1E-04
108	1.68254	2.40E-06	4.0E-06	6.05E-04	2.44E-09	0.84	4.71E-02	9.61E-11	1.0E+06	9.6E-05
109	10.18663	2.40E-06	2.4E-05	6.05E-04	1.48E-08	0.84	4.71E-02	5.82E-10	1.0E+06	5.8E-04
110	7.89632	2.40E-06	1.9E-05	6.05E-04	1.14E-08	0.84	4.71E-02	4.51E-10	1.0E+06	4.5E-04
111	6.24097	2.40E-06	1.5E-05	6.05E-04	9.04E-09	0.84	4.71E-02	3.56E-10	1.0E+06	3.6E-04
112	4.87072	2.40E-06	1.2E-05	6.05E-04	7.06E-09	0.84	4.71E-02	2.78E-10	1.0E+06	2.8E-04
113	3.98433	2.40E-06	9.5E-06	6.05E-04	5.77E-09	0.84	4.71E-02	2.27E-10	1.0E+06	2.3E-04
114	3.32243	2.40E-06	8.0E-06	6.05E-04	4.82E-09	0.84	4.71E-02	1.90E-10	1.0E+06	1.9E-04
115	2.73196	2.40E-06	6.5E-06	6.05E-04	3.96E-09	0.84	4.71E-02	1.56E-10	1.0E+06	1.6E-04
116	2.28217	2.40E-06	5.5E-06	6.05E-04	3.31E-09	0.84	4.71E-02	1.30E-10	1.0E+06	1.3E-04
117	1.93216	2.40E-06	4.6E-06	6.05E-04	2.80E-09	0.84	4.71E-02	1.10E-10	1.0E+06	1.1E-04
118	1.64379	2.40E-06	3.9E-06	6.05E-04	2.38E-09	0.84	4.71E-02	9.38E-11	1.0E+06	9.4E-05
119	1.40249	2.40E-06	3.4E-06	6.05E-04	2.03E-09	0.84	4.71E-02	8.01E-11	1.0E+06	8.0E-05
120	1.20465	2.40E-06	2.9E-06	6.05E-04	1.75E-09	0.84	4.71E-02	6.88E-11	1.0E+06	6.9E-05
121	1.04736	2.40E-06	2.5E-06	6.05E-04	1.52E-09	0.84	4.71E-02	5.98E-11	1.0E+06	6.0E-05
122	0.90873	2.40E-06	2.2E-06	6.05E-04	1.32E-09	0.84	4.71E-02	5.19E-11	1.0E+06	5.2E-05
123	8.06251	2.40E-06	1.9E-05	6.05E-04	1.17E-08	0.84	4.71E-02	4.60E-10	1.0E+06	4.6E-04
124	6.51863	2.40E-06	1.6E-05	6.05E-04	9.45E-09	0.84	4.71E-02	3.72E-10	1.0E+06	3.7E-04

Ventura Ranch

P2 (off) - Building Construction Haul or Vendor Risk

		Cancer Risk from 2 to 16 years								
Receptor #	Conc	g/sec	Cair	Dose Constant	Dose	ED	Risk Constant	Risk	Constant 2	Risk/ Million
125	5.30279	2.40E-06	1.3E-05	6.05E-04	7.69E-09	0.84	4.71E-02	3.03E-10	1.0E+06	3.0E-04
126	4.14953	2.40E-06	9.9E-06	6.05E-04	6.01E-09	0.84	4.71E-02	2.37E-10	1.0E+06	2.4E-04
127	3.52466	2.40E-06	8.4E-06	6.05E-04	5.11E-09	0.84	4.71E-02	2.01E-10	1.0E+06	2.0E-04
128	3.00801	2.40E-06	7.2E-06	6.05E-04	4.36E-09	0.84	4.71E-02	1.72E-10	1.0E+06	1.7E-04
129	2.42478	2.40E-06	5.8E-06	6.05E-04	3.51E-09	0.84	4.71E-02	1.38E-10	1.0E+06	1.4E-04
130	2.08531	2.40E-06	5.0E-06	6.05E-04	3.02E-09	0.84	4.71E-02	1.19E-10	1.0E+06	1.2E-04
131	1.82868	2.40E-06	4.4E-06	6.05E-04	2.65E-09	0.84	4.71E-02	1.04E-10	1.0E+06	1.0E-04
132	1.5757	2.40E-06	3.8E-06	6.05E-04	2.28E-09	0.84	4.71E-02	9.00E-11	1.0E+06	9.0E-05
133	1.37384	2.40E-06	3.3E-06	6.05E-04	1.99E-09	0.84	4.71E-02	7.84E-11	1.0E+06	7.8E-05
134	1.21308	2.40E-06	2.9E-06	6.05E-04	1.76E-09	0.84	4.71E-02	6.93E-11	1.0E+06	6.9E-05
135	1.06348	2.40E-06	2.5E-06	6.05E-04	1.54E-09	0.84	4.71E-02	6.07E-11	1.0E+06	6.1E-05
136	0.93164	2.40E-06	2.2E-06	6.05E-04	1.35E-09	0.84	4.71E-02	5.32E-11	1.0E+06	5.3E-05
137	0.82157	2.40E-06	2.0E-06	6.05E-04	1.19E-09	0.84	4.71E-02	4.69E-11	1.0E+06	4.7E-05
138	0.71713	2.40E-06	1.7E-06	6.05E-04	1.04E-09	0.84	4.71E-02	4.09E-11	1.0E+06	4.1E-05
139	6.61237	2.40E-06	1.6E-05	6.05E-04	9.58E-09	0.84	4.71E-02	3.78E-10	1.0E+06	3.8E-04
140	5.52987	2.40E-06	1.3E-05	6.05E-04	8.01E-09	0.84	4.71E-02	3.16E-10	1.0E+06	3.2E-04
141	4.58597	2.40E-06	1.1E-05	6.05E-04	6.65E-09	0.84	4.71E-02	2.62E-10	1.0E+06	2.6E-04
142	3.61614	2.40E-06	8.7E-06	6.05E-04	5.24E-09	0.84	4.71E-02	2.06E-10	1.0E+06	2.1E-04
143	3.15758	2.40E-06	7.6E-06	6.05E-04	4.58E-09	0.84	4.71E-02	1.80E-10	1.0E+06	1.8E-04
144	2.71604	2.40E-06	6.5E-06	6.05E-04	3.94E-09	0.84	4.71E-02	1.55E-10	1.0E+06	1.6E-04
145	2.20625	2.40E-06	5.3E-06	6.05E-04	3.20E-09	0.84	4.71E-02	1.26E-10	1.0E+06	1.3E-04
146	1.93656	2.40E-06	4.6E-06	6.05E-04	2.81E-09	0.84	4.71E-02	1.11E-10	1.0E+06	1.1E-04
147	1.71451	2.40E-06	4.1E-06	6.05E-04	2.48E-09	0.84	4.71E-02	9.79E-11	1.0E+06	9.8E-05
148	1.46985	2.40E-06	3.5E-06	6.05E-04	2.13E-09	0.84	4.71E-02	8.39E-11	1.0E+06	8.4E-05
149	1.29854	2.40E-06	3.1E-06	6.05E-04	1.88E-09	0.84	4.71E-02	7.41E-11	1.0E+06	7.4E-05
150	1.17389	2.40E-06	2.8E-06	6.05E-04	1.70E-09	0.84	4.71E-02	6.70E-11	1.0E+06	6.7E-05
151	1.03333	2.40E-06	2.5E-06	6.05E-04	1.50E-09	0.84	4.71E-02	5.90E-11	1.0E+06	5.9E-05
152	0.90876	2.40E-06	2.2E-06	6.05E-04	1.32E-09	0.84	4.71E-02	5.19E-11	1.0E+06	5.2E-05
153	0.82556	2.40E-06	2.0E-06	6.05E-04	1.20E-09	0.84	4.71E-02	4.71E-11	1.0E+06	4.7E-05
154	0.73055	2.40E-06	1.7E-06	6.05E-04	1.06E-09	0.84	4.71E-02	4.17E-11	1.0E+06	4.2E-05
155	5.61883	2.40E-06	1.3E-05	6.05E-04	8.14E-09	0.84	4.71E-02	3.21E-10	1.0E+06	3.2E-04

Ventura Ranch

P2 (off) - Building Construction Haul or Vendor Risk

		Cancer Risk from 2 to 16 years								
Receptor #	Conc	g/sec	Cair	Dose Constant	Dose	ED	Risk Constant	Risk	Constant 2	Risk/ Million
156	4.79418	2.40E-06	1.1E-05	6.05E-04	6.95E-09	0.84	4.71E-02	2.74E-10	1.0E+06	2.7E-04
157	4.02371	2.40E-06	9.6E-06	6.05E-04	5.83E-09	0.84	4.71E-02	2.30E-10	1.0E+06	2.3E-04
158	3.19956	2.40E-06	7.7E-06	6.05E-04	4.64E-09	0.84	4.71E-02	1.83E-10	1.0E+06	1.8E-04
159	2.83648	2.40E-06	6.8E-06	6.05E-04	4.11E-09	0.84	4.71E-02	1.62E-10	1.0E+06	1.6E-04
160	2.46405	2.40E-06	5.9E-06	6.05E-04	3.57E-09	0.84	4.71E-02	1.41E-10	1.0E+06	1.4E-04
161	2.02437	2.40E-06	4.8E-06	6.05E-04	2.93E-09	0.84	4.71E-02	1.16E-10	1.0E+06	1.2E-04
162	1.79538	2.40E-06	4.3E-06	6.05E-04	2.60E-09	0.84	4.71E-02	1.02E-10	1.0E+06	1.0E-04
163	1.60527	2.40E-06	3.8E-06	6.05E-04	2.33E-09	0.84	4.71E-02	9.16E-11	1.0E+06	9.2E-05
164	1.38759	2.40E-06	3.3E-06	6.05E-04	2.01E-09	0.84	4.71E-02	7.92E-11	1.0E+06	7.9E-05
165	1.23382	2.40E-06	3.0E-06	6.05E-04	1.79E-09	0.84	4.71E-02	7.04E-11	1.0E+06	7.0E-05
166	1.12484	2.40E-06	2.7E-06	6.05E-04	1.63E-09	0.84	4.71E-02	6.42E-11	1.0E+06	6.4E-05
167	0.99751	2.40E-06	2.4E-06	6.05E-04	1.45E-09	0.84	4.71E-02	5.69E-11	1.0E+06	5.7E-05
168	0.87538	2.40E-06	2.1E-06	6.05E-04	1.27E-09	0.84	4.71E-02	5.00E-11	1.0E+06	5.0E-05
169	0.80333	2.40E-06	1.9E-06	6.05E-04	1.16E-09	0.84	4.71E-02	4.59E-11	1.0E+06	4.6E-05
170	0.71866	2.40E-06	1.7E-06	6.05E-04	1.04E-09	0.84	4.71E-02	4.10E-11	1.0E+06	4.1E-05
171	4.89369	2.40E-06	1.2E-05	6.05E-04	7.09E-09	0.84	4.71E-02	2.79E-10	1.0E+06	2.8E-04
172	4.23822	2.40E-06	1.0E-05	6.05E-04	6.14E-09	0.84	4.71E-02	2.42E-10	1.0E+06	2.4E-04
173	3.5815	2.40E-06	8.6E-06	6.05E-04	5.19E-09	0.84	4.71E-02	2.04E-10	1.0E+06	2.0E-04
174	2.8665	2.40E-06	6.9E-06	6.05E-04	4.15E-09	0.84	4.71E-02	1.64E-10	1.0E+06	1.6E-04
175	2.55401	2.40E-06	6.1E-06	6.05E-04	3.70E-09	0.84	4.71E-02	1.46E-10	1.0E+06	1.5E-04
176	2.2436	2.40E-06	5.4E-06	6.05E-04	3.25E-09	0.84	4.71E-02	1.28E-10	1.0E+06	1.3E-04
177	1.86418	2.40E-06	4.5E-06	6.05E-04	2.70E-09	0.84	4.71E-02	1.06E-10	1.0E+06	1.1E-04
178	1.66048	2.40E-06	4.0E-06	6.05E-04	2.41E-09	0.84	4.71E-02	9.48E-11	1.0E+06	9.5E-05
179	1.49454	2.40E-06	3.6E-06	6.05E-04	2.17E-09	0.84	4.71E-02	8.53E-11	1.0E+06	8.5E-05
180	1.30111	2.40E-06	3.1E-06	6.05E-04	1.89E-09	0.84	4.71E-02	7.43E-11	1.0E+06	7.4E-05
181	1.15995	2.40E-06	2.8E-06	6.05E-04	1.68E-09	0.84	4.71E-02	6.62E-11	1.0E+06	6.6E-05
182	1.06517	2.40E-06	2.6E-06	6.05E-04	1.54E-09	0.84	4.71E-02	6.08E-11	1.0E+06	6.1E-05
183	0.95092	2.40E-06	2.3E-06	6.05E-04	1.38E-09	0.84	4.71E-02	5.43E-11	1.0E+06	5.4E-05
184	0.8363	2.40E-06	2.0E-06	6.05E-04	1.21E-09	0.84	4.71E-02	4.77E-11	1.0E+06	4.8E-05
185	0.77225	2.40E-06	1.8E-06	6.05E-04	1.12E-09	0.84	4.71E-02	4.41E-11	1.0E+06	4.4E-05
186	0.69601	2.40E-06	1.7E-06	6.05E-04	1.01E-09	0.84	4.71E-02	3.97E-11	1.0E+06	4.0E-05

Ventura Ranch

P2 (off) - Building Construction Haul or Vendor Risk

		Cancer Risk from 2 to 16 years								
Receptor #	Conc	g/sec	Cair	Dose Constant	Dose	ED	Risk Constant	Risk	Constant 2	Risk/ Million
187	4.36778	2.40E-06	1.0E-05	6.05E-04	6.33E-09	0.84	4.71E-02	2.49E-10	1.0E+06	2.5E-04
188	3.80089	2.40E-06	9.1E-06	6.05E-04	5.51E-09	0.84	4.71E-02	2.17E-10	1.0E+06	2.2E-04
189	3.22347	2.40E-06	7.7E-06	6.05E-04	4.67E-09	0.84	4.71E-02	1.84E-10	1.0E+06	1.8E-04
190	2.5863	2.40E-06	6.2E-06	6.05E-04	3.75E-09	0.84	4.71E-02	1.48E-10	1.0E+06	1.5E-04
191	2.31388	2.40E-06	5.5E-06	6.05E-04	3.35E-09	0.84	4.71E-02	1.32E-10	1.0E+06	1.3E-04
192	2.05249	2.40E-06	4.9E-06	6.05E-04	2.97E-09	0.84	4.71E-02	1.17E-10	1.0E+06	1.2E-04
193	1.71095	2.40E-06	4.1E-06	6.05E-04	2.48E-09	0.84	4.71E-02	9.77E-11	1.0E+06	9.8E-05
194	1.53079	2.40E-06	3.7E-06	6.05E-04	2.22E-09	0.84	4.71E-02	8.74E-11	1.0E+06	8.7E-05
195	1.38985	2.40E-06	3.3E-06	6.05E-04	2.01E-09	0.84	4.71E-02	7.93E-11	1.0E+06	7.9E-05
196	1.21992	2.40E-06	2.9E-06	6.05E-04	1.77E-09	0.84	4.71E-02	6.96E-11	1.0E+06	7.0E-05
197	1.09269	2.40E-06	2.6E-06	6.05E-04	1.58E-09	0.84	4.71E-02	6.24E-11	1.0E+06	6.2E-05
198	1.00881	2.40E-06	2.4E-06	6.05E-04	1.46E-09	0.84	4.71E-02	5.76E-11	1.0E+06	5.8E-05
199	0.90597	2.40E-06	2.2E-06	6.05E-04	1.31E-09	0.84	4.71E-02	5.17E-11	1.0E+06	5.2E-05
200	0.79278	2.40E-06	1.9E-06	6.05E-04	1.15E-09	0.84	4.71E-02	4.53E-11	1.0E+06	4.5E-05
201	0.73859	2.40E-06	1.8E-06	6.05E-04	1.07E-09	0.84	4.71E-02	4.22E-11	1.0E+06	4.2E-05
202	0.67144	2.40E-06	1.6E-06	6.05E-04	9.73E-10	0.84	4.71E-02	3.83E-11	1.0E+06	3.8E-05
203	3.9794	2.40E-06	9.5E-06	6.05E-04	5.77E-09	0.84	4.71E-02	2.27E-10	1.0E+06	2.3E-04
204	3.46719	2.40E-06	8.3E-06	6.05E-04	5.02E-09	0.84	4.71E-02	1.98E-10	1.0E+06	2.0E-04
205	2.95601	2.40E-06	7.1E-06	6.05E-04	4.28E-09	0.84	4.71E-02	1.69E-10	1.0E+06	1.7E-04
206	2.37539	2.40E-06	5.7E-06	6.05E-04	3.44E-09	0.84	4.71E-02	1.36E-10	1.0E+06	1.4E-04
207	2.11394	2.40E-06	5.1E-06	6.05E-04	3.06E-09	0.84	4.71E-02	1.21E-10	1.0E+06	1.2E-04
208	1.88754	2.40E-06	4.5E-06	6.05E-04	2.74E-09	0.84	4.71E-02	1.08E-10	1.0E+06	1.1E-04
209	1.58052	2.40E-06	3.8E-06	6.05E-04	2.29E-09	0.84	4.71E-02	9.02E-11	1.0E+06	9.0E-05
210	1.41196	2.40E-06	3.4E-06	6.05E-04	2.05E-09	0.84	4.71E-02	8.06E-11	1.0E+06	8.1E-05
211	1.28783	2.40E-06	3.1E-06	6.05E-04	1.87E-09	0.84	4.71E-02	7.35E-11	1.0E+06	7.4E-05
212	1.14851	2.40E-06	2.8E-06	6.05E-04	1.66E-09	0.84	4.71E-02	6.56E-11	1.0E+06	6.6E-05
213	1.03851	2.40E-06	2.5E-06	6.05E-04	1.51E-09	0.84	4.71E-02	5.93E-11	1.0E+06	5.9E-05
214	0.96226	2.40E-06	2.3E-06	6.05E-04	1.39E-09	0.84	4.71E-02	5.49E-11	1.0E+06	5.5E-05
215	0.86395	2.40E-06	2.1E-06	6.05E-04	1.25E-09	0.84	4.71E-02	4.93E-11	1.0E+06	4.9E-05
216	0.7513	2.40E-06	1.8E-06	6.05E-04	1.09E-09	0.84	4.71E-02	4.29E-11	1.0E+06	4.3E-05
217	0.70358	2.40E-06	1.7E-06	6.05E-04	1.02E-09	0.84	4.71E-02	4.02E-11	1.0E+06	4.0E-05

Ventura Ranch

P2 (off) - Building Construction Haul or Vendor Risk

		Cancer Risk from 2 to 16 years								
Receptor #	Conc	g/sec	Cair	Dose Constant	Dose	ED	Risk Constant	Risk	Constant 2	Risk/ Million
218	0.64811	2.40E-06	1.6E-06	6.05E-04	9.39E-10	0.84	4.71E-02	3.70E-11	1.0E+06	3.7E-05
219	3.66138	2.40E-06	8.8E-06	6.05E-04	5.31E-09	0.84	4.71E-02	2.09E-10	1.0E+06	2.1E-04
220	3.20101	2.40E-06	7.7E-06	6.05E-04	4.64E-09	0.84	4.71E-02	1.83E-10	1.0E+06	1.8E-04
221	2.73219	2.40E-06	6.5E-06	6.05E-04	3.96E-09	0.84	4.71E-02	1.56E-10	1.0E+06	1.6E-04
222	2.20339	2.40E-06	5.3E-06	6.05E-04	3.19E-09	0.84	4.71E-02	1.26E-10	1.0E+06	1.3E-04
223	1.94883	2.40E-06	4.7E-06	6.05E-04	2.82E-09	0.84	4.71E-02	1.11E-10	1.0E+06	1.1E-04
224	1.73834	2.40E-06	4.2E-06	6.05E-04	2.52E-09	0.84	4.71E-02	9.92E-11	1.0E+06	9.9E-05
225	1.48285	2.40E-06	3.6E-06	6.05E-04	2.15E-09	0.84	4.71E-02	8.47E-11	1.0E+06	8.5E-05
226	1.30979	2.40E-06	3.1E-06	6.05E-04	1.90E-09	0.84	4.71E-02	7.48E-11	1.0E+06	7.5E-05
227	1.1994	2.40E-06	2.9E-06	6.05E-04	1.74E-09	0.84	4.71E-02	6.85E-11	1.0E+06	6.8E-05
228	1.08286	2.40E-06	2.6E-06	6.05E-04	1.57E-09	0.84	4.71E-02	6.18E-11	1.0E+06	6.2E-05
229	0.99514	2.40E-06	2.4E-06	6.05E-04	1.44E-09	0.84	4.71E-02	5.68E-11	1.0E+06	5.7E-05
230	0.91976	2.40E-06	2.2E-06	6.05E-04	1.33E-09	0.84	4.71E-02	5.25E-11	1.0E+06	5.3E-05
231	0.80234	2.40E-06	1.9E-06	6.05E-04	1.16E-09	0.84	4.71E-02	4.58E-11	1.0E+06	4.6E-05
232	0.71245	2.40E-06	1.7E-06	6.05E-04	1.03E-09	0.84	4.71E-02	4.07E-11	1.0E+06	4.1E-05
233	0.67073	2.40E-06	1.6E-06	6.05E-04	9.72E-10	0.84	4.71E-02	3.83E-11	1.0E+06	3.8E-05
234	0.62035	2.40E-06	1.5E-06	6.05E-04	8.99E-10	0.84	4.71E-02	3.54E-11	1.0E+06	3.5E-05
235	3.39092	2.40E-06	8.1E-06	6.05E-04	4.91E-09	0.84	4.71E-02	1.94E-10	1.0E+06	1.9E-04
236	2.97217	2.40E-06	7.1E-06	6.05E-04	4.31E-09	0.84	4.71E-02	1.70E-10	1.0E+06	1.7E-04
237	2.54207	2.40E-06	6.1E-06	6.05E-04	3.68E-09	0.84	4.71E-02	1.45E-10	1.0E+06	1.5E-04
238	2.07519	2.40E-06	5.0E-06	6.05E-04	3.01E-09	0.84	4.71E-02	1.18E-10	1.0E+06	1.2E-04
239	1.80708	2.40E-06	4.3E-06	6.05E-04	2.62E-09	0.84	4.71E-02	1.03E-10	1.0E+06	1.0E-04
240	1.62604	2.40E-06	3.9E-06	6.05E-04	2.36E-09	0.84	4.71E-02	9.28E-11	1.0E+06	9.3E-05
241	1.41878	2.40E-06	3.4E-06	6.05E-04	2.06E-09	0.84	4.71E-02	8.10E-11	1.0E+06	8.1E-05
242	1.22129	2.40E-06	2.9E-06	6.05E-04	1.77E-09	0.84	4.71E-02	6.97E-11	1.0E+06	7.0E-05
243	1.12972	2.40E-06	2.7E-06	6.05E-04	1.64E-09	0.84	4.71E-02	6.45E-11	1.0E+06	6.4E-05
244	1.03008	2.40E-06	2.5E-06	6.05E-04	1.49E-09	0.84	4.71E-02	5.88E-11	1.0E+06	5.9E-05
245	0.95441	2.40E-06	2.3E-06	6.05E-04	1.38E-09	0.84	4.71E-02	5.45E-11	1.0E+06	5.4E-05
246	0.88044	2.40E-06	2.1E-06	6.05E-04	1.28E-09	0.84	4.71E-02	5.03E-11	1.0E+06	5.0E-05
247	0.73693	2.40E-06	1.8E-06	6.05E-04	1.07E-09	0.84	4.71E-02	4.21E-11	1.0E+06	4.2E-05
248	0.68162	2.40E-06	1.6E-06	6.05E-04	9.88E-10	0.84	4.71E-02	3.89E-11	1.0E+06	3.9E-05

Ventura Ranch

P2 (off) - Building Construction Haul or Vendor Risk

		Cancer Risk from 2 to 16 years								
Receptor #	Conc	g/sec	Cair	Dose Constant	Dose	ED	Risk Constant	Risk	Constant 2	Risk/ Million
249	0.63868	2.40E-06	1.5E-06	6.05E-04	9.26E-10	0.84	4.71E-02	3.65E-11	1.0E+06	3.6E-05
250	0.59265	2.40E-06	1.4E-06	6.05E-04	8.59E-10	0.84	4.71E-02	3.38E-11	1.0E+06	3.4E-05
251	3.19575	2.40E-06	7.7E-06	6.05E-04	4.63E-09	0.84	4.71E-02	1.82E-10	1.0E+06	1.8E-04
252	2.76951	2.40E-06	6.6E-06	6.05E-04	4.01E-09	0.84	4.71E-02	1.58E-10	1.0E+06	1.6E-04
253	2.38914	2.40E-06	5.7E-06	6.05E-04	3.46E-09	0.84	4.71E-02	1.36E-10	1.0E+06	1.4E-04
254	2.00279	2.40E-06	4.8E-06	6.05E-04	2.90E-09	0.84	4.71E-02	1.14E-10	1.0E+06	1.1E-04
255	1.68993	2.40E-06	4.0E-06	6.05E-04	2.45E-09	0.84	4.71E-02	9.65E-11	1.0E+06	9.6E-05
256	1.53663	2.40E-06	3.7E-06	6.05E-04	2.23E-09	0.84	4.71E-02	8.77E-11	1.0E+06	8.8E-05
257	1.364	2.40E-06	3.3E-06	6.05E-04	1.98E-09	0.84	4.71E-02	7.79E-11	1.0E+06	7.8E-05
258	1.1574	2.40E-06	2.8E-06	6.05E-04	1.68E-09	0.84	4.71E-02	6.61E-11	1.0E+06	6.6E-05
259	1.06634	2.40E-06	2.6E-06	6.05E-04	1.55E-09	0.84	4.71E-02	6.09E-11	1.0E+06	6.1E-05
260	0.97769	2.40E-06	2.3E-06	6.05E-04	1.42E-09	0.84	4.71E-02	5.58E-11	1.0E+06	5.6E-05
261	0.90503	2.40E-06	2.2E-06	6.05E-04	1.31E-09	0.84	4.71E-02	5.17E-11	1.0E+06	5.2E-05
262	0.84018	2.40E-06	2.0E-06	6.05E-04	1.22E-09	0.84	4.71E-02	4.80E-11	1.0E+06	4.8E-05
263	0.7006	2.40E-06	1.7E-06	6.05E-04	1.02E-09	0.84	4.71E-02	4.00E-11	1.0E+06	4.0E-05
264	0.6597	2.40E-06	1.6E-06	6.05E-04	9.56E-10	0.84	4.71E-02	3.77E-11	1.0E+06	3.8E-05
265	0.60324	2.40E-06	1.4E-06	6.05E-04	8.74E-10	0.84	4.71E-02	3.44E-11	1.0E+06	3.4E-05
266	0.55813	2.40E-06	1.3E-06	6.05E-04	8.09E-10	0.84	4.71E-02	3.19E-11	1.0E+06	3.2E-05
267	3.11959	2.40E-06	7.5E-06	6.05E-04	4.52E-09	0.84	4.71E-02	1.78E-10	1.0E+06	1.8E-04
268	2.58145	2.40E-06	6.2E-06	6.05E-04	3.74E-09	0.84	4.71E-02	1.47E-10	1.0E+06	1.5E-04
269	2.26569	2.40E-06	5.4E-06	6.05E-04	3.28E-09	0.84	4.71E-02	1.29E-10	1.0E+06	1.3E-04
270	1.95614	2.40E-06	4.7E-06	6.05E-04	2.83E-09	0.84	4.71E-02	1.12E-10	1.0E+06	1.1E-04
271	1.60196	2.40E-06	3.8E-06	6.05E-04	2.32E-09	0.84	4.71E-02	9.15E-11	1.0E+06	9.1E-05
272	1.45263	2.40E-06	3.5E-06	6.05E-04	2.11E-09	0.84	4.71E-02	8.29E-11	1.0E+06	8.3E-05
273	1.30412	2.40E-06	3.1E-06	6.05E-04	1.89E-09	0.84	4.71E-02	7.45E-11	1.0E+06	7.4E-05
274	1.13089	2.40E-06	2.7E-06	6.05E-04	1.64E-09	0.84	4.71E-02	6.46E-11	1.0E+06	6.5E-05
275	1.00821	2.40E-06	2.4E-06	6.05E-04	1.46E-09	0.84	4.71E-02	5.76E-11	1.0E+06	5.8E-05
276	0.93564	2.40E-06	2.2E-06	6.05E-04	1.36E-09	0.84	4.71E-02	5.34E-11	1.0E+06	5.3E-05
277	0.84125	2.40E-06	2.0E-06	6.05E-04	1.22E-09	0.84	4.71E-02	4.80E-11	1.0E+06	4.8E-05
278	0.75547	2.40E-06	1.8E-06	6.05E-04	1.09E-09	0.84	4.71E-02	4.31E-11	1.0E+06	4.3E-05
279	0.68855	2.40E-06	1.6E-06	6.05E-04	9.98E-10	0.84	4.71E-02	3.93E-11	1.0E+06	3.9E-05

Ventura Ranch

P2 (off) - Building Construction Haul or Vendor Risk

		Cancer Risk from 2 to 16 years								
Receptor #	Conc	g/sec	Cair	Dose Constant	Dose	ED	Risk Constant	Risk	Constant 2	Risk/ Million
280	0.64515	2.40E-06	1.5E-06	6.05E-04	9.35E-10	0.84	4.71E-02	3.68E-11	1.0E+06	3.7E-05
281	0.5882	2.40E-06	1.4E-06	6.05E-04	8.52E-10	0.84	4.71E-02	3.36E-11	1.0E+06	3.4E-05
282	0.54895	2.40E-06	1.3E-06	6.05E-04	7.96E-10	0.84	4.71E-02	3.13E-11	1.0E+06	3.1E-05
283	3.12407	2.40E-06	7.5E-06	6.05E-04	4.53E-09	0.84	4.71E-02	1.78E-10	1.0E+06	1.8E-04
284	2.44466	2.40E-06	5.9E-06	6.05E-04	3.54E-09	0.84	4.71E-02	1.40E-10	1.0E+06	1.4E-04
285	2.17069	2.40E-06	5.2E-06	6.05E-04	3.15E-09	0.84	4.71E-02	1.24E-10	1.0E+06	1.2E-04
286	1.88906	2.40E-06	4.5E-06	6.05E-04	2.74E-09	0.84	4.71E-02	1.08E-10	1.0E+06	1.1E-04
287	1.56333	2.40E-06	3.7E-06	6.05E-04	2.27E-09	0.84	4.71E-02	8.93E-11	1.0E+06	8.9E-05
288	1.37606	2.40E-06	3.3E-06	6.05E-04	1.99E-09	0.84	4.71E-02	7.86E-11	1.0E+06	7.9E-05
289	1.25716	2.40E-06	3.0E-06	6.05E-04	1.82E-09	0.84	4.71E-02	7.18E-11	1.0E+06	7.2E-05
290	1.11964	2.40E-06	2.7E-06	6.05E-04	1.62E-09	0.84	4.71E-02	6.39E-11	1.0E+06	6.4E-05
291	0.96908	2.40E-06	2.3E-06	6.05E-04	1.40E-09	0.84	4.71E-02	5.53E-11	1.0E+06	5.5E-05
292	0.89906	2.40E-06	2.2E-06	6.05E-04	1.30E-09	0.84	4.71E-02	5.13E-11	1.0E+06	5.1E-05
293	0.81305	2.40E-06	1.9E-06	6.05E-04	1.18E-09	0.84	4.71E-02	4.64E-11	1.0E+06	4.6E-05
294	0.74039	2.40E-06	1.8E-06	6.05E-04	1.07E-09	0.84	4.71E-02	4.23E-11	1.0E+06	4.2E-05
295	0.68021	2.40E-06	1.6E-06	6.05E-04	9.86E-10	0.84	4.71E-02	3.88E-11	1.0E+06	3.9E-05
296	0.63215	2.40E-06	1.5E-06	6.05E-04	9.16E-10	0.84	4.71E-02	3.61E-11	1.0E+06	3.6E-05
297	0.58027	2.40E-06	1.4E-06	6.05E-04	8.41E-10	0.84	4.71E-02	3.31E-11	1.0E+06	3.3E-05
298	0.53761	2.40E-06	1.3E-06	6.05E-04	7.79E-10	0.84	4.71E-02	3.07E-11	1.0E+06	3.1E-05
299	2.3673	2.40E-06	5.7E-06	6.05E-04	3.43E-09	0.84	4.71E-02	1.35E-10	1.0E+06	1.4E-04
300	2.07588	2.40E-06	5.0E-06	6.05E-04	3.01E-09	0.84	4.71E-02	1.19E-10	1.0E+06	1.2E-04
301	1.84684	2.40E-06	4.4E-06	6.05E-04	2.68E-09	0.84	4.71E-02	1.05E-10	1.0E+06	1.1E-04
302	1.60304	2.40E-06	3.8E-06	6.05E-04	2.32E-09	0.84	4.71E-02	9.15E-11	1.0E+06	9.2E-05
303	1.38056	2.40E-06	3.3E-06	6.05E-04	2.00E-09	0.84	4.71E-02	7.88E-11	1.0E+06	7.9E-05
304	1.21221	2.40E-06	2.9E-06	6.05E-04	1.76E-09	0.84	4.71E-02	6.92E-11	1.0E+06	6.9E-05
305	1.07733	2.40E-06	2.6E-06	6.05E-04	1.56E-09	0.84	4.71E-02	6.15E-11	1.0E+06	6.2E-05
306	0.95597	2.40E-06	2.3E-06	6.05E-04	1.39E-09	0.84	4.71E-02	5.46E-11	1.0E+06	5.5E-05
307	0.87173	2.40E-06	2.1E-06	6.05E-04	1.26E-09	0.84	4.71E-02	4.98E-11	1.0E+06	5.0E-05
308	0.79628	2.40E-06	1.9E-06	6.05E-04	1.15E-09	0.84	4.71E-02	4.55E-11	1.0E+06	4.5E-05

Ventura Ranch

P2 (off) - Building Construction Haul or Vendor Risk

		Cancer Risk from 2 to 16 years								
Receptor #	Conc	g/sec	Cair	Dose Constant	Dose	ED	Risk Constant	Risk	Constant 2	Risk/ Million
309	0.71892	2.40E-06	1.7E-06	6.05E-04	1.04E-09	0.84	4.71E-02	4.10E-11	1.0E+06	4.1E-05
310	0.66416	2.40E-06	1.6E-06	6.05E-04	9.63E-10	0.84	4.71E-02	3.79E-11	1.0E+06	3.8E-05
311	0.62531	2.40E-06	1.5E-06	6.05E-04	9.06E-10	0.84	4.71E-02	3.57E-11	1.0E+06	3.6E-05
312	0.58519	2.40E-06	1.4E-06	6.05E-04	8.48E-10	0.84	4.71E-02	3.34E-11	1.0E+06	3.3E-05
313	0.52414	2.40E-06	1.3E-06	6.05E-04	7.60E-10	0.84	4.71E-02	2.99E-11	1.0E+06	3.0E-05
314	2.42625	2.40E-06	5.8E-06	6.05E-04	3.52E-09	0.84	4.71E-02	1.39E-10	1.0E+06	1.4E-04
315	1.96962	2.40E-06	4.7E-06	6.05E-04	2.85E-09	0.84	4.71E-02	1.12E-10	1.0E+06	1.1E-04
316	1.77895	2.40E-06	4.3E-06	6.05E-04	2.58E-09	0.84	4.71E-02	1.02E-10	1.0E+06	1.0E-04
317	1.55978	2.40E-06	3.7E-06	6.05E-04	2.26E-09	0.84	4.71E-02	8.90E-11	1.0E+06	8.9E-05
318	1.27319	2.40E-06	3.0E-06	6.05E-04	1.85E-09	0.84	4.71E-02	7.27E-11	1.0E+06	7.3E-05
319	1.16767	2.40E-06	2.8E-06	6.05E-04	1.69E-09	0.84	4.71E-02	6.67E-11	1.0E+06	6.7E-05
320	1.05803	2.40E-06	2.5E-06	6.05E-04	1.53E-09	0.84	4.71E-02	6.04E-11	1.0E+06	6.0E-05
321	0.91141	2.40E-06	2.2E-06	6.05E-04	1.32E-09	0.84	4.71E-02	5.20E-11	1.0E+06	5.2E-05
322	0.84743	2.40E-06	2.0E-06	6.05E-04	1.23E-09	0.84	4.71E-02	4.84E-11	1.0E+06	4.8E-05
323	0.7818	2.40E-06	1.9E-06	6.05E-04	1.13E-09	0.84	4.71E-02	4.46E-11	1.0E+06	4.5E-05
324	0.7093	2.40E-06	1.7E-06	6.05E-04	1.03E-09	0.84	4.71E-02	4.05E-11	1.0E+06	4.0E-05
325	0.65216	2.40E-06	1.6E-06	6.05E-04	9.45E-10	0.84	4.71E-02	3.72E-11	1.0E+06	3.7E-05
326	0.61721	2.40E-06	1.5E-06	6.05E-04	8.94E-10	0.84	4.71E-02	3.52E-11	1.0E+06	3.5E-05
327	0.57761	2.40E-06	1.4E-06	6.05E-04	8.37E-10	0.84	4.71E-02	3.30E-11	1.0E+06	3.3E-05
328	0.5113	2.40E-06	1.2E-06	6.05E-04	7.41E-10	0.84	4.71E-02	2.92E-11	1.0E+06	2.9E-05
329	2.4358	2.40E-06	5.8E-06	6.05E-04	3.53E-09	0.84	4.71E-02	1.39E-10	1.0E+06	1.4E-04
330	1.87806	2.40E-06	4.5E-06	6.05E-04	2.72E-09	0.84	4.71E-02	1.07E-10	1.0E+06	1.1E-04
331	1.69884	2.40E-06	4.1E-06	6.05E-04	2.46E-09	0.84	4.71E-02	9.70E-11	1.0E+06	9.7E-05
332	1.50216	2.40E-06	3.6E-06	6.05E-04	2.18E-09	0.84	4.71E-02	8.58E-11	1.0E+06	8.6E-05
333	1.24376	2.40E-06	3.0E-06	6.05E-04	1.80E-09	0.84	4.71E-02	7.10E-11	1.0E+06	7.1E-05
334	1.13765	2.40E-06	2.7E-06	6.05E-04	1.65E-09	0.84	4.71E-02	6.49E-11	1.0E+06	6.5E-05
335	1.04077	2.40E-06	2.5E-06	6.05E-04	1.51E-09	0.84	4.71E-02	5.94E-11	1.0E+06	5.9E-05
336	0.90045	2.40E-06	2.2E-06	6.05E-04	1.30E-09	0.84	4.71E-02	5.14E-11	1.0E+06	5.1E-05
337	0.83257	2.40E-06	2.0E-06	6.05E-04	1.21E-09	0.84	4.71E-02	4.75E-11	1.0E+06	4.8E-05
338	0.77573	2.40E-06	1.9E-06	6.05E-04	1.12E-09	0.84	4.71E-02	4.43E-11	1.0E+06	4.4E-05
339	0.70836	2.40E-06	1.7E-06	6.05E-04	1.03E-09	0.84	4.71E-02	4.04E-11	1.0E+06	4.0E-05

Ventura Ranch

P2 (off) - Building Construction Haul or Vendor Risk

		Cancer Risk from 2 to 16 years								
Receptor #	Conc	g/sec	Cair	Dose Constant	Dose	ED	Risk Constant	Risk	Constant 2	Risk/ Million
340	0.64247	2.40E-06	1.5E-06	6.05E-04	9.31E-10	0.84	4.71E-02	3.67E-11	1.0E+06	3.7E-05
341	0.60896	2.40E-06	1.5E-06	6.05E-04	8.83E-10	0.84	4.71E-02	3.48E-11	1.0E+06	3.5E-05
342	0.56955	2.40E-06	1.4E-06	6.05E-04	8.25E-10	0.84	4.71E-02	3.25E-11	1.0E+06	3.3E-05
343	0.50006	2.40E-06	1.2E-06	6.05E-04	7.25E-10	0.84	4.71E-02	2.85E-11	1.0E+06	2.9E-05
344	0.4431	2.40E-06	1.1E-06	6.05E-04	6.42E-10	0.84	4.71E-02	2.53E-11	1.0E+06	2.5E-05
345	2.34	2.40E-06	5.6E-06	6.05E-04	3.39E-09	0.84	4.71E-02	1.34E-10	1.0E+06	1.3E-04
346	1.79496	2.40E-06	4.3E-06	6.05E-04	2.60E-09	0.84	4.71E-02	1.02E-10	1.0E+06	1.0E-04
347	1.62381	2.40E-06	3.9E-06	6.05E-04	2.35E-09	0.84	4.71E-02	9.27E-11	1.0E+06	9.3E-05
348	1.44603	2.40E-06	3.5E-06	6.05E-04	2.10E-09	0.84	4.71E-02	8.26E-11	1.0E+06	8.3E-05
349	1.22519	2.40E-06	2.9E-06	6.05E-04	1.78E-09	0.84	4.71E-02	6.99E-11	1.0E+06	7.0E-05
350	1.11205	2.40E-06	2.7E-06	6.05E-04	1.61E-09	0.84	4.71E-02	6.35E-11	1.0E+06	6.3E-05
351	1.0191	2.40E-06	2.4E-06	6.05E-04	1.48E-09	0.84	4.71E-02	5.82E-11	1.0E+06	5.8E-05
352	0.90144	2.40E-06	2.2E-06	6.05E-04	1.31E-09	0.84	4.71E-02	5.15E-11	1.0E+06	5.1E-05
353	0.82225	2.40E-06	2.0E-06	6.05E-04	1.19E-09	0.84	4.71E-02	4.69E-11	1.0E+06	4.7E-05
354	0.76898	2.40E-06	1.8E-06	6.05E-04	1.11E-09	0.84	4.71E-02	4.39E-11	1.0E+06	4.4E-05
355	0.70553	2.40E-06	1.7E-06	6.05E-04	1.02E-09	0.84	4.71E-02	4.03E-11	1.0E+06	4.0E-05
356	0.63303	2.40E-06	1.5E-06	6.05E-04	9.17E-10	0.84	4.71E-02	3.61E-11	1.0E+06	3.6E-05
357	0.60153	2.40E-06	1.4E-06	6.05E-04	8.72E-10	0.84	4.71E-02	3.43E-11	1.0E+06	3.4E-05
358	0.56302	2.40E-06	1.3E-06	6.05E-04	8.16E-10	0.84	4.71E-02	3.21E-11	1.0E+06	3.2E-05
359	0.49987	2.40E-06	1.2E-06	6.05E-04	7.24E-10	0.84	4.71E-02	2.85E-11	1.0E+06	2.9E-05
360	0.43163	2.40E-06	1.0E-06	6.05E-04	6.26E-10	0.84	4.71E-02	2.46E-11	1.0E+06	2.5E-05

Ventura Ranch

P2 (off) - Building Construction Haul or Vendor Risk

Max Cancer Risk Cancer Risk	
Receptor #	**Total Risk/ Million**
1	1.6E-05
2	1.5E-05
3	1.4E-05
4	1.4E-05
5	1.3E-05
6	1.2E-05
7	1.2E-05
8	1.1E-05
9	1.0E-05
10	9.2E-06
11	8.4E-06
12	7.7E-06
13	7.0E-06
14	6.3E-06
15	5.9E-06
16	5.5E-06
17	4.6E-06
18	4.4E-06
19	3.9E-06
20	3.6E-06
21	3.2E-06
22	1.2E-05
23	1.1E-05
24	1.0E-05
25	9.6E-06
26	8.8E-06
27	8.0E-06
28	7.2E-06
29	6.6E-06
30	6.3E-06
31	5.2E-06

Max	**Receptor #**	
0.001	93	Res

Chronic Non Cancer Risk	
REL	**HI Offroad**
5	1.31E-07
5	1.24E-07
5	1.19E-07
5	1.14E-07
5	1.10E-07
5	1.04E-07
5	9.72E-08
5	9.12E-08
5	8.42E-08
5	7.71E-08
5	7.05E-08
5	6.45E-08
5	5.86E-08
5	5.33E-08
5	4.94E-08
5	4.59E-08
5	3.88E-08
5	3.67E-08
5	3.23E-08
5	2.99E-08
5	2.71E-08
5	1.00E-07
5	9.36E-08
5	8.70E-08
5	8.06E-08
5	7.40E-08
5	6.71E-08
5	6.03E-08
5	5.53E-08
5	5.25E-08
5	4.39E-08

Max	**Receptor #**	
1.004E-05	93	Res

Ventura Ranch

P2 (off) - Building Construction Haul or Vendor Risk

Max Cancer Risk Cancer Risk		*Chronic Non Cancer Risk*	
Receptor #	Total Risk/ Million	REL	HI Offroad
32	4.0E-06	5	3.37E-08
33	3.9E-06	5	3.28E-08
34	4.0E-06	5	3.35E-08
35	7.5E-06	5	6.32E-08
36	6.5E-06	5	5.47E-08
37	3.4E-05	5	2.87E-07
38	3.0E-05	5	2.50E-07
39	2.6E-05	5	2.20E-07
40	2.4E-05	5	1.98E-07
41	3.8E-05	5	3.16E-07
42	3.3E-05	5	2.73E-07
43	2.8E-05	5	2.39E-07
44	2.5E-05	5	2.13E-07
45	2.3E-05	5	1.94E-07
46	1.3E-05	5	1.10E-07
47	1.2E-05	5	1.02E-07
48	3.6E-05	5	3.01E-07
49	3.1E-05	5	2.61E-07
50	2.8E-05	5	2.31E-07
51	2.5E-05	5	2.10E-07
52	1.4E-05	5	1.16E-07
53	1.3E-05	5	1.06E-07
54	1.2E-05	5	9.95E-08
55	3.4E-05	5	2.87E-07
56	3.0E-05	5	2.53E-07
57	2.7E-05	5	2.29E-07
58	2.5E-05	5	2.11E-07
59	1.5E-05	5	1.22E-07
60	1.3E-05	5	1.12E-07
61	1.2E-05	5	1.05E-07
62	1.5E-05	5	1.28E-07

Ventura Ranch

P2 (off) - Building Construction Haul or Vendor Risk

Max Cancer Risk Cancer Risk		*Chronic Non Cancer Risk*	
Receptor #	Total Risk/ Million	REL	HI Offroad
63	1.4E-05	5	1.19E-07
64	1.3E-05	5	1.09E-07
65	1.5E-05	5	1.25E-07
66	5.8E-05	5	4.85E-07
67	4.8E-05	5	3.99E-07
68	7.3E-06	5	6.15E-08
69	6.0E-06	5	5.03E-08
70	5.2E-06	5	4.38E-08
71	4.7E-06	5	3.98E-08
72	6.7E-05	5	5.66E-07
73	5.5E-05	5	4.57E-07
74	9.1E-06	5	7.67E-08
75	7.8E-06	5	6.52E-08
76	6.4E-06	5	5.39E-08
77	5.6E-06	5	4.69E-08
78	5.2E-06	5	4.40E-08
79	8.1E-05	5	6.76E-07
80	6.4E-05	5	5.35E-07
81	9.2E-06	5	7.72E-08
82	8.3E-06	5	6.93E-08
83	7.6E-06	5	6.39E-08
84	7.4E-06	5	6.21E-08
85	6.4E-06	5	5.35E-08
86	9.9E-05	5	8.33E-07
87	7.4E-05	5	6.19E-07
88	9.1E-06	5	7.62E-08
89	8.9E-04	5	7.46E-06
90	6.5E-04	5	5.48E-06
91	1.0E-03	5	8.72E-06
92	6.4E-04	5	5.36E-06
93	1.2E-03	5	1.00E-05

Ventura Ranch

P2 (off) - Building Construction Haul or Vendor Risk

Max Cancer Risk Cancer Risk		*Chronic Non Cancer Risk*	
Receptor #	Total Risk/ Million	REL	HI Offroad
94	7.4E-04	5	6.23E-06
95	5.2E-04	5	4.35E-06
96	3.8E-04	5	3.19E-06
97	2.9E-04	5	2.39E-06
98	2.2E-04	5	1.86E-06
99	7.8E-04	5	6.58E-06
100	5.6E-04	5	4.74E-06
101	4.3E-04	5	3.59E-06
102	3.3E-04	5	2.77E-06
103	2.6E-04	5	2.18E-06
104	2.1E-04	5	1.72E-06
105	1.6E-04	5	1.38E-06
106	1.3E-04	5	1.13E-06
107	1.1E-04	5	9.48E-07
108	9.6E-05	5	8.06E-07
109	5.8E-04	5	4.88E-06
110	4.5E-04	5	3.78E-06
111	3.6E-04	5	2.99E-06
112	2.8E-04	5	2.33E-06
113	2.3E-04	5	1.91E-06
114	1.9E-04	5	1.59E-06
115	1.6E-04	5	1.31E-06
116	1.3E-04	5	1.09E-06
117	1.1E-04	5	9.26E-07
118	9.4E-05	5	7.87E-07
119	8.0E-05	5	6.72E-07
120	6.9E-05	5	5.77E-07
121	6.0E-05	5	5.02E-07
122	5.2E-05	5	4.35E-07
123	4.6E-04	5	3.86E-06
124	3.7E-04	5	3.12E-06

Ventura Ranch

P2 (off) - Building Construction Haul or Vendor Risk

Max Cancer Risk Cancer Risk		*Chronic Non Cancer Risk*	
Receptor #	Total Risk/ Million	REL	HI Offroad
125	3.0E-04	5	2.54E-06
126	2.4E-04	5	1.99E-06
127	2.0E-04	5	1.69E-06
128	1.7E-04	5	1.44E-06
129	1.4E-04	5	1.16E-06
130	1.2E-04	5	9.99E-07
131	1.0E-04	5	8.76E-07
132	9.0E-05	5	7.55E-07
133	7.8E-05	5	6.58E-07
134	6.9E-05	5	5.81E-07
135	6.1E-05	5	5.09E-07
136	5.3E-05	5	4.46E-07
137	4.7E-05	5	3.94E-07
138	4.1E-05	5	3.44E-07
139	3.8E-04	5	3.17E-06
140	3.2E-04	5	2.65E-06
141	2.6E-04	5	2.20E-06
142	2.1E-04	5	1.73E-06
143	1.8E-04	5	1.51E-06
144	1.6E-04	5	1.30E-06
145	1.3E-04	5	1.06E-06
146	1.1E-04	5	9.28E-07
147	9.8E-05	5	8.21E-07
148	8.4E-05	5	7.04E-07
149	7.4E-05	5	6.22E-07
150	6.7E-05	5	5.62E-07
151	5.9E-05	5	4.95E-07
152	5.2E-05	5	4.35E-07
153	4.7E-05	5	3.95E-07
154	4.2E-05	5	3.50E-07
155	3.2E-04	5	2.69E-06

Ventura Ranch

P2 (off) - Building Construction Haul or Vendor Risk

Max Cancer Risk Cancer Risk		*Chronic Non Cancer Risk*	
Receptor #	Total Risk/ Million	REL	HI Offroad
156	2.7E-04	5	2.30E-06
157	2.3E-04	5	1.93E-06
158	1.8E-04	5	1.53E-06
159	1.6E-04	5	1.36E-06
160	1.4E-04	5	1.18E-06
161	1.2E-04	5	9.70E-07
162	1.0E-04	5	8.60E-07
163	9.2E-05	5	7.69E-07
164	7.9E-05	5	6.65E-07
165	7.0E-05	5	5.91E-07
166	6.4E-05	5	5.39E-07
167	5.7E-05	5	4.78E-07
168	5.0E-05	5	4.19E-07
169	4.6E-05	5	3.85E-07
170	4.1E-05	5	3.44E-07
171	2.8E-04	5	2.34E-06
172	2.4E-04	5	2.03E-06
173	2.0E-04	5	1.72E-06
174	1.6E-04	5	1.37E-06
175	1.5E-04	5	1.22E-06
176	1.3E-04	5	1.07E-06
177	1.1E-04	5	8.93E-07
178	9.5E-05	5	7.95E-07
179	8.5E-05	5	7.16E-07
180	7.4E-05	5	6.23E-07
181	6.6E-05	5	5.56E-07
182	6.1E-05	5	5.10E-07
183	5.4E-05	5	4.56E-07
184	4.8E-05	5	4.01E-07
185	4.4E-05	5	3.70E-07
186	4.0E-05	5	3.33E-07

Ventura Ranch

P2 (off) - Building Construction Haul or Vendor Risk

Max Cancer Risk Cancer Risk		*Chronic Non Cancer Risk*	
Receptor #	Total Risk/ Million	REL	HI Offroad
187	2.5E-04	5	2.09E-06
188	2.2E-04	5	1.82E-06
189	1.8E-04	5	1.54E-06
190	1.5E-04	5	1.24E-06
191	1.3E-04	5	1.11E-06
192	1.2E-04	5	9.83E-07
193	9.8E-05	5	8.20E-07
194	8.7E-05	5	7.33E-07
195	7.9E-05	5	6.66E-07
196	7.0E-05	5	5.84E-07
197	6.2E-05	5	5.23E-07
198	5.8E-05	5	4.83E-07
199	5.2E-05	5	4.34E-07
200	4.5E-05	5	3.80E-07
201	4.2E-05	5	3.54E-07
202	3.8E-05	5	3.22E-07
203	2.3E-04	5	1.91E-06
204	2.0E-04	5	1.66E-06
205	1.7E-04	5	1.42E-06
206	1.4E-04	5	1.14E-06
207	1.2E-04	5	1.01E-06
208	1.1E-04	5	9.04E-07
209	9.0E-05	5	7.57E-07
210	8.1E-05	5	6.76E-07
211	7.4E-05	5	6.17E-07
212	6.6E-05	5	5.50E-07
213	5.9E-05	5	4.97E-07
214	5.5E-05	5	4.61E-07
215	4.9E-05	5	4.14E-07
216	4.3E-05	5	3.60E-07
217	4.0E-05	5	3.37E-07

Ventura Ranch

P2 (off) - Building Construction Haul or Vendor Risk

Max Cancer Risk Cancer Risk		*Chronic Non Cancer Risk*	
Receptor #	Total Risk/ Million	REL	HI Offroad
218	3.7E-05	5	3.10E-07
219	2.1E-04	5	1.75E-06
220	1.8E-04	5	1.53E-06
221	1.6E-04	5	1.31E-06
222	1.3E-04	5	1.06E-06
223	1.1E-04	5	9.34E-07
224	9.9E-05	5	8.33E-07
225	8.5E-05	5	7.10E-07
226	7.5E-05	5	6.27E-07
227	6.8E-05	5	5.75E-07
228	6.2E-05	5	5.19E-07
229	5.7E-05	5	4.77E-07
230	5.3E-05	5	4.41E-07
231	4.6E-05	5	3.84E-07
232	4.1E-05	5	3.41E-07
233	3.8E-05	5	3.21E-07
234	3.5E-05	5	2.97E-07
235	1.9E-04	5	1.62E-06
236	1.7E-04	5	1.42E-06
237	1.5E-04	5	1.22E-06
238	1.2E-04	5	9.94E-07
239	1.0E-04	5	8.66E-07
240	9.3E-05	5	7.79E-07
241	8.1E-05	5	6.80E-07
242	7.0E-05	5	5.85E-07
243	6.4E-05	5	5.41E-07
244	5.9E-05	5	4.93E-07
245	5.4E-05	5	4.57E-07
246	5.0E-05	5	4.22E-07
247	4.2E-05	5	3.53E-07
248	3.9E-05	5	3.27E-07

Ventura Ranch

P2 (off) - Building Construction Haul or Vendor Risk

Max Cancer Risk Cancer Risk		*Chronic Non Cancer Risk*	
Receptor #	Total Risk/ Million	REL	HI Offroad
249	3.6E-05	5	3.06E-07
250	3.4E-05	5	2.84E-07
251	1.8E-04	5	1.53E-06
252	1.6E-04	5	1.33E-06
253	1.4E-04	5	1.14E-06
254	1.1E-04	5	9.59E-07
255	9.6E-05	5	8.10E-07
256	8.8E-05	5	7.36E-07
257	7.8E-05	5	6.53E-07
258	6.6E-05	5	5.54E-07
259	6.1E-05	5	5.11E-07
260	5.6E-05	5	4.68E-07
261	5.2E-05	5	4.34E-07
262	4.8E-05	5	4.02E-07
263	4.0E-05	5	3.36E-07
264	3.8E-05	5	3.16E-07
265	3.4E-05	5	2.89E-07
266	3.2E-05	5	2.67E-07
267	1.8E-04	5	1.49E-06
268	1.5E-04	5	1.24E-06
269	1.3E-04	5	1.09E-06
270	1.1E-04	5	9.37E-07
271	9.1E-05	5	7.67E-07
272	8.3E-05	5	6.96E-07
273	7.4E-05	5	6.25E-07
274	6.5E-05	5	5.42E-07
275	5.8E-05	5	4.83E-07
276	5.3E-05	5	4.48E-07
277	4.8E-05	5	4.03E-07
278	4.3E-05	5	3.62E-07
279	3.9E-05	5	3.30E-07

Ventura Ranch

P2 (off) - Building Construction Haul or Vendor Risk

Max Cancer Risk Cancer Risk		*Chronic Non Cancer Risk*	
Receptor #	Total Risk/ Million	REL	HI Offroad
280	3.7E-05	5	3.09E-07
281	3.4E-05	5	2.82E-07
282	3.1E-05	5	2.63E-07
283	1.8E-04	5	1.50E-06
284	1.4E-04	5	1.17E-06
285	1.2E-04	5	1.04E-06
286	1.1E-04	5	9.05E-07
287	8.9E-05	5	7.49E-07
288	7.9E-05	5	6.59E-07
289	7.2E-05	5	6.02E-07
290	6.4E-05	5	5.36E-07
291	5.5E-05	5	4.64E-07
292	5.1E-05	5	4.31E-07
293	4.6E-05	5	3.89E-07
294	4.2E-05	5	3.55E-07
295	3.9E-05	5	3.26E-07
296	3.6E-05	5	3.03E-07
297	3.3E-05	5	2.78E-07
298	3.1E-05	5	2.58E-07
299	1.4E-04	5	1.13E-06
300	1.2E-04	5	9.94E-07
301	1.1E-04	5	8.85E-07
302	9.2E-05	5	7.68E-07
303	7.9E-05	5	6.61E-07
304	6.9E-05	5	5.81E-07
305	6.2E-05	5	5.16E-07
306	5.5E-05	5	4.58E-07
307	5.0E-05	5	4.18E-07
308	4.5E-05	5	3.81E-07

Ventura Ranch

P2 (off) - Building Construction Haul or Vendor Risk

Max Cancer Risk Cancer Risk		*Chronic Non Cancer Risk*	
Receptor #	Total Risk/ Million	REL	HI Offroad
309	4.1E-05	5	3.44E-07
310	3.8E-05	5	3.18E-07
311	3.6E-05	5	3.00E-07
312	3.3E-05	5	2.80E-07
313	3.0E-05	5	2.51E-07
314	1.4E-04	5	1.16E-06
315	1.1E-04	5	9.44E-07
316	1.0E-04	5	8.52E-07
317	8.9E-05	5	7.47E-07
318	7.3E-05	5	6.10E-07
319	6.7E-05	5	5.59E-07
320	6.0E-05	5	5.07E-07
321	5.2E-05	5	4.37E-07
322	4.8E-05	5	4.06E-07
323	4.5E-05	5	3.75E-07
324	4.0E-05	5	3.40E-07
325	3.7E-05	5	3.12E-07
326	3.5E-05	5	2.96E-07
327	3.3E-05	5	2.77E-07
328	2.9E-05	5	2.45E-07
329	1.4E-04	5	1.17E-06
330	1.1E-04	5	9.00E-07
331	9.7E-05	5	8.14E-07
332	8.6E-05	5	7.20E-07
333	7.1E-05	5	5.96E-07
334	6.5E-05	5	5.45E-07
335	5.9E-05	5	4.99E-07
336	5.1E-05	5	4.31E-07
337	4.8E-05	5	3.99E-07
338	4.4E-05	5	3.72E-07
339	4.0E-05	5	3.39E-07

Ventura Ranch

P2 (off) - Building Construction Haul or Vendor Risk

Max Cancer Risk Cancer Risk		*Chronic Non Cancer Risk*	
Receptor #	**Total Risk/ Million**	**REL**	**HI Offroad**
340	3.7E-05	5	3.08E-07
341	3.5E-05	5	2.92E-07
342	3.3E-05	5	2.73E-07
343	2.9E-05	5	2.40E-07
344	2.5E-05	5	2.12E-07
345	1.3E-04	5	1.12E-06
346	1.0E-04	5	8.60E-07
347	9.3E-05	5	7.78E-07
348	8.3E-05	5	6.93E-07
349	7.0E-05	5	5.87E-07
350	6.3E-05	5	5.33E-07
351	5.8E-05	5	4.88E-07
352	5.1E-05	5	4.32E-07
353	4.7E-05	5	3.94E-07
354	4.4E-05	5	3.68E-07
355	4.0E-05	5	3.38E-07
356	3.6E-05	5	3.03E-07
357	3.4E-05	5	2.88E-07
358	3.2E-05	5	2.70E-07
359	2.9E-05	5	2.39E-07
360	2.5E-05	5	2.07E-07

Ventura Ranch
P2 (off) - Paving

		Cancer Risk from 2 to 16 years								
Receptor #	Conc	g/sec	Cair	Dose Constant	Dose	ED	Risk Constant	Risk	Constant 2	Risk/ Million
1	2.67098	2.52E-03	6.7E-03	6.05E-04	4.07E-06	0.08	4.71E-02	1.58E-08	1.0E+06	1.6E-02
2	2.45341	2.52E-03	6.2E-03	6.05E-04	3.74E-06	0.08	4.71E-02	1.45E-08	1.0E+06	1.4E-02
3	2.19485	2.52E-03	5.5E-03	6.05E-04	3.35E-06	0.08	4.71E-02	1.30E-08	1.0E+06	1.3E-02
4	1.9156	2.52E-03	4.8E-03	6.05E-04	2.92E-06	0.08	4.71E-02	1.13E-08	1.0E+06	1.1E-02
5	1.63414	2.52E-03	4.1E-03	6.05E-04	2.49E-06	0.08	4.71E-02	9.65E-09	1.0E+06	9.7E-03
6	1.36653	2.52E-03	3.4E-03	6.05E-04	2.08E-06	0.08	4.71E-02	8.07E-09	1.0E+06	8.1E-03
7	1.11921	2.52E-03	2.8E-03	6.05E-04	1.71E-06	0.08	4.71E-02	6.61E-09	1.0E+06	6.6E-03
8	0.90445	2.52E-03	2.3E-03	6.05E-04	1.38E-06	0.08	4.71E-02	5.34E-09	1.0E+06	5.3E-03
9	0.72633	2.52E-03	1.8E-03	6.05E-04	1.11E-06	0.08	4.71E-02	4.29E-09	1.0E+06	4.3E-03
10	0.58135	2.52E-03	1.5E-03	6.05E-04	8.86E-07	0.08	4.71E-02	3.43E-09	1.0E+06	3.4E-03
11	0.46544	2.52E-03	1.2E-03	6.05E-04	7.10E-07	0.08	4.71E-02	2.75E-09	1.0E+06	2.7E-03
12	0.37348	2.52E-03	9.4E-04	6.05E-04	5.69E-07	0.08	4.71E-02	2.21E-09	1.0E+06	2.2E-03
13	0.30316	2.52E-03	7.6E-04	6.05E-04	4.62E-07	0.08	4.71E-02	1.79E-09	1.0E+06	1.8E-03
14	0.21946	2.52E-03	5.5E-04	6.05E-04	3.35E-07	0.08	4.71E-02	1.30E-09	1.0E+06	1.3E-03
15	0.18218	2.52E-03	4.6E-04	6.05E-04	2.78E-07	0.08	4.71E-02	1.08E-09	1.0E+06	1.1E-03
16	0.1556	2.52E-03	3.9E-04	6.05E-04	2.37E-07	0.08	4.71E-02	9.19E-10	1.0E+06	9.2E-04
17	0.12787	2.52E-03	3.2E-04	6.05E-04	1.95E-07	0.08	4.71E-02	7.55E-10	1.0E+06	7.6E-04
18	0.11431	2.52E-03	2.9E-04	6.05E-04	1.74E-07	0.08	4.71E-02	6.75E-10	1.0E+06	6.8E-04
19	0.09741	2.52E-03	2.5E-04	6.05E-04	1.49E-07	0.08	4.71E-02	5.76E-10	1.0E+06	5.8E-04
20	0.08665	2.52E-03	2.2E-04	6.05E-04	1.32E-07	0.08	4.71E-02	5.12E-10	1.0E+06	5.1E-04
21	0.07532	2.52E-03	1.9E-04	6.05E-04	1.15E-07	0.08	4.71E-02	4.45E-10	1.0E+06	4.4E-04
22	1.18188	2.52E-03	3.0E-03	6.05E-04	1.80E-06	0.08	4.71E-02	6.98E-09	1.0E+06	7.0E-03
23	0.94379	2.52E-03	2.4E-03	6.05E-04	1.44E-06	0.08	4.71E-02	5.58E-09	1.0E+06	5.6E-03
24	0.74826	2.52E-03	1.9E-03	6.05E-04	1.14E-06	0.08	4.71E-02	4.42E-09	1.0E+06	4.4E-03
25	0.59227	2.52E-03	1.5E-03	6.05E-04	9.03E-07	0.08	4.71E-02	3.50E-09	1.0E+06	3.5E-03
26	0.47052	2.52E-03	1.2E-03	6.05E-04	7.17E-07	0.08	4.71E-02	2.78E-09	1.0E+06	2.8E-03
27	0.37498	2.52E-03	9.4E-04	6.05E-04	5.72E-07	0.08	4.71E-02	2.22E-09	1.0E+06	2.2E-03
28	0.30297	2.52E-03	7.6E-04	6.05E-04	4.62E-07	0.08	4.71E-02	1.79E-09	1.0E+06	1.8E-03
29	0.22015	2.52E-03	5.5E-04	6.05E-04	3.36E-07	0.08	4.71E-02	1.30E-09	1.0E+06	1.3E-03
30	0.18674	2.52E-03	4.7E-04	6.05E-04	2.85E-07	0.08	4.71E-02	1.10E-09	1.0E+06	1.1E-03
31	0.15059	2.52E-03	3.8E-04	6.05E-04	2.30E-07	0.08	4.71E-02	8.90E-10	1.0E+06	8.9E-04

Ventura Ranch
P2 (off) - Paving

							Cancer Risk from 2 to 16 years			
Receptor #	Conc	g/sec	Cair	Dose Constant	Dose	ED	Risk Constant	Risk	Constant 2	Risk/ Million
32	0.11128	2.52E-03	2.8E-04	6.05E-04	1.70E-07	0.08	4.71E-02	6.57E-10	1.0E+06	6.6E-04
33	0.10293	2.52E-03	2.6E-04	6.05E-04	1.57E-07	0.08	4.71E-02	6.08E-10	1.0E+06	6.1E-04
34	0.10033	2.52E-03	2.5E-04	6.05E-04	1.53E-07	0.08	4.71E-02	5.93E-10	1.0E+06	5.9E-04
35	0.25228	2.52E-03	6.4E-04	6.05E-04	3.85E-07	0.08	4.71E-02	1.49E-09	1.0E+06	1.5E-03
36	0.18922	2.52E-03	4.8E-04	6.05E-04	2.89E-07	0.08	4.71E-02	1.12E-09	1.0E+06	1.1E-03
37	3.20186	2.52E-03	8.1E-03	6.05E-04	4.88E-06	0.08	4.71E-02	1.89E-08	1.0E+06	1.9E-02
38	3.64555	2.52E-03	9.2E-03	6.05E-04	5.56E-06	0.08	4.71E-02	2.15E-08	1.0E+06	2.2E-02
39	3.98361	2.52E-03	1.0E-02	6.05E-04	6.07E-06	0.08	4.71E-02	2.35E-08	1.0E+06	2.4E-02
40	4.18322	2.52E-03	1.1E-02	6.05E-04	6.38E-06	0.08	4.71E-02	2.47E-08	1.0E+06	2.5E-02
41	3.39741	2.52E-03	8.6E-03	6.05E-04	5.18E-06	0.08	4.71E-02	2.01E-08	1.0E+06	2.0E-02
42	3.9502	2.52E-03	1.0E-02	6.05E-04	6.02E-06	0.08	4.71E-02	2.33E-08	1.0E+06	2.3E-02
43	4.40314	2.52E-03	1.1E-02	6.05E-04	6.71E-06	0.08	4.71E-02	2.60E-08	1.0E+06	2.6E-02
44	4.7168	2.52E-03	1.2E-02	6.05E-04	7.19E-06	0.08	4.71E-02	2.79E-08	1.0E+06	2.8E-02
45	4.8382	2.52E-03	1.2E-02	6.05E-04	7.38E-06	0.08	4.71E-02	2.86E-08	1.0E+06	2.9E-02
46	1.10847	2.52E-03	2.8E-03	6.05E-04	1.69E-06	0.08	4.71E-02	6.55E-09	1.0E+06	6.5E-03
47	0.83146	2.52E-03	2.1E-03	6.05E-04	1.27E-06	0.08	4.71E-02	4.91E-09	1.0E+06	4.9E-03
48	4.26202	2.52E-03	1.1E-02	6.05E-04	6.50E-06	0.08	4.71E-02	2.52E-08	1.0E+06	2.5E-02
49	4.8893	2.52E-03	1.2E-02	6.05E-04	7.45E-06	0.08	4.71E-02	2.89E-08	1.0E+06	2.9E-02
50	5.34441	2.52E-03	1.3E-02	6.05E-04	8.15E-06	0.08	4.71E-02	3.16E-08	1.0E+06	3.2E-02
51	5.52064	2.52E-03	1.4E-02	6.05E-04	8.42E-06	0.08	4.71E-02	3.26E-08	1.0E+06	3.3E-02
52	1.15052	2.52E-03	2.9E-03	6.05E-04	1.75E-06	0.08	4.71E-02	6.80E-09	1.0E+06	6.8E-03
53	0.8505	2.52E-03	2.1E-03	6.05E-04	1.30E-06	0.08	4.71E-02	5.02E-09	1.0E+06	5.0E-03
54	0.63724	2.52E-03	1.6E-03	6.05E-04	9.72E-07	0.08	4.71E-02	3.76E-09	1.0E+06	3.8E-03
55	5.34838	2.52E-03	1.3E-02	6.05E-04	8.15E-06	0.08	4.71E-02	3.16E-08	1.0E+06	3.2E-02
56	6.00741	2.52E-03	1.5E-02	6.05E-04	9.16E-06	0.08	4.71E-02	3.55E-08	1.0E+06	3.5E-02
57	6.31971	2.52E-03	1.6E-02	6.05E-04	9.64E-06	0.08	4.71E-02	3.73E-08	1.0E+06	3.7E-02
58	6.1613	2.52E-03	1.6E-02	6.05E-04	9.39E-06	0.08	4.71E-02	3.64E-08	1.0E+06	3.6E-02
59	1.19332	2.52E-03	3.0E-03	6.05E-04	1.82E-06	0.08	4.71E-02	7.05E-09	1.0E+06	7.1E-03
60	0.86863	2.52E-03	2.2E-03	6.05E-04	1.32E-06	0.08	4.71E-02	5.13E-09	1.0E+06	5.1E-03
61	0.64551	2.52E-03	1.6E-03	6.05E-04	9.84E-07	0.08	4.71E-02	3.81E-09	1.0E+06	3.8E-03
62	1.23707	2.52E-03	3.1E-03	6.05E-04	1.89E-06	0.08	4.71E-02	7.31E-09	1.0E+06	7.3E-03

Ventura Ranch
P2 (off) - Paving

							Cancer Risk from 2 to 16 years			
Receptor #	Conc	g/sec	Cair	Dose Constant	Dose	ED	Risk Constant	Risk	Constant 2	Risk/ Million
63	0.88737	2.52E-03	2.2E-03	6.05E-04	1.35E-06	0.08	4.71E-02	5.24E-09	1.0E+06	5.2E-03
64	0.65477	2.52E-03	1.6E-03	6.05E-04	9.98E-07	0.08	4.71E-02	3.87E-09	1.0E+06	3.9E-03
65	0.90792	2.52E-03	2.3E-03	6.05E-04	1.38E-06	0.08	4.71E-02	5.36E-09	1.0E+06	5.4E-03
66	5.53785	2.52E-03	1.4E-02	6.05E-04	8.44E-06	0.08	4.71E-02	3.27E-08	1.0E+06	3.3E-02
67	7.41069	2.52E-03	1.9E-02	6.05E-04	1.13E-05	0.08	4.71E-02	4.38E-08	1.0E+06	4.4E-02
68	0.2113	2.52E-03	5.3E-04	6.05E-04	3.22E-07	0.08	4.71E-02	1.25E-09	1.0E+06	1.2E-03
69	0.18144	2.52E-03	4.6E-04	6.05E-04	2.77E-07	0.08	4.71E-02	1.07E-09	1.0E+06	1.1E-03
70	0.15842	2.52E-03	4.0E-04	6.05E-04	2.42E-07	0.08	4.71E-02	9.36E-10	1.0E+06	9.4E-04
71	0.14215	2.52E-03	3.6E-04	6.05E-04	2.17E-07	0.08	4.71E-02	8.40E-10	1.0E+06	8.4E-04
72	5.80901	2.52E-03	1.5E-02	6.05E-04	8.86E-06	0.08	4.71E-02	3.43E-08	1.0E+06	3.4E-02
73	8.18395	2.52E-03	2.1E-02	6.05E-04	1.25E-05	0.08	4.71E-02	4.84E-08	1.0E+06	4.8E-02
74	0.2666	2.52E-03	6.7E-04	6.05E-04	4.06E-07	0.08	4.71E-02	1.58E-09	1.0E+06	1.6E-03
75	0.22965	2.52E-03	5.8E-04	6.05E-04	3.50E-07	0.08	4.71E-02	1.36E-09	1.0E+06	1.4E-03
76	0.19904	2.52E-03	5.0E-04	6.05E-04	3.03E-07	0.08	4.71E-02	1.18E-09	1.0E+06	1.2E-03
77	0.17456	2.52E-03	4.4E-04	6.05E-04	2.66E-07	0.08	4.71E-02	1.03E-09	1.0E+06	1.0E-03
78	0.15994	2.52E-03	4.0E-04	6.05E-04	2.44E-07	0.08	4.71E-02	9.45E-10	1.0E+06	9.4E-04
79	5.96334	2.52E-03	1.5E-02	6.05E-04	9.09E-06	0.08	4.71E-02	3.52E-08	1.0E+06	3.5E-02
80	8.91852	2.52E-03	2.2E-02	6.05E-04	1.36E-05	0.08	4.71E-02	5.27E-08	1.0E+06	5.3E-02
81	0.29066	2.52E-03	7.3E-04	6.05E-04	4.43E-07	0.08	4.71E-02	1.72E-09	1.0E+06	1.7E-03
82	0.2531	2.52E-03	6.4E-04	6.05E-04	3.86E-07	0.08	4.71E-02	1.50E-09	1.0E+06	1.5E-03
83	0.22851	2.52E-03	5.8E-04	6.05E-04	3.48E-07	0.08	4.71E-02	1.35E-09	1.0E+06	1.4E-03
84	0.21076	2.52E-03	5.3E-04	6.05E-04	3.21E-07	0.08	4.71E-02	1.25E-09	1.0E+06	1.2E-03
85	0.18748	2.52E-03	4.7E-04	6.05E-04	2.86E-07	0.08	4.71E-02	1.11E-09	1.0E+06	1.1E-03
86	6.04208	2.52E-03	1.5E-02	6.05E-04	9.21E-06	0.08	4.71E-02	3.57E-08	1.0E+06	3.6E-02
87	11.4022	2.52E-03	2.9E-02	6.05E-04	1.74E-05	0.08	4.71E-02	6.74E-08	1.0E+06	6.7E-02
88	0.2944	2.52E-03	7.4E-04	6.05E-04	4.49E-07	0.08	4.71E-02	1.74E-09	1.0E+06	1.7E-03
89	1.39036	2.52E-03	3.5E-03	6.05E-04	2.12E-06	0.08	4.71E-02	8.21E-09	1.0E+06	8.2E-03
90	0.92168	2.52E-03	2.3E-03	6.05E-04	1.41E-06	0.08	4.71E-02	5.45E-09	1.0E+06	5.4E-03
91	1.07779	2.52E-03	2.7E-03	6.05E-04	1.64E-06	0.08	4.71E-02	6.37E-09	1.0E+06	6.4E-03
92	1.2919	2.52E-03	3.3E-03	6.05E-04	1.97E-06	0.08	4.71E-02	7.63E-09	1.0E+06	7.6E-03
93	0.74292	2.52E-03	1.9E-03	6.05E-04	1.13E-06	0.08	4.71E-02	4.39E-09	1.0E+06	4.4E-03

Ventura Ranch
P2 (off) - Paving

							Cancer Risk from 2 to 16 years			
Receptor #	Conc	g/sec	Cair	Dose Constant	Dose	ED	Risk Constant	Risk	Constant 2	Risk/ Million
94	0.85526	2.52E-03	2.2E-03	6.05E-04	1.30E-06	0.08	4.71E-02	5.05E-09	1.0E+06	5.1E-03
95	1.00801	2.52E-03	2.5E-03	6.05E-04	1.54E-06	0.08	4.71E-02	5.96E-09	1.0E+06	6.0E-03
96	1.25478	2.52E-03	3.2E-03	6.05E-04	1.91E-06	0.08	4.71E-02	7.41E-09	1.0E+06	7.4E-03
97	1.62773	2.52E-03	4.1E-03	6.05E-04	2.48E-06	0.08	4.71E-02	9.62E-09	1.0E+06	9.6E-03
98	2.13601	2.52E-03	5.4E-03	6.05E-04	3.26E-06	0.08	4.71E-02	1.26E-08	1.0E+06	1.3E-02
99	0.60086	2.52E-03	1.5E-03	6.05E-04	9.16E-07	0.08	4.71E-02	3.55E-09	1.0E+06	3.5E-03
100	0.68244	2.52E-03	1.7E-03	6.05E-04	1.04E-06	0.08	4.71E-02	4.03E-09	1.0E+06	4.0E-03
101	0.79286	2.52E-03	2.0E-03	6.05E-04	1.21E-06	0.08	4.71E-02	4.68E-09	1.0E+06	4.7E-03
102	0.96107	2.52E-03	2.4E-03	6.05E-04	1.47E-06	0.08	4.71E-02	5.68E-09	1.0E+06	5.7E-03
103	1.20351	2.52E-03	3.0E-03	6.05E-04	1.84E-06	0.08	4.71E-02	7.11E-09	1.0E+06	7.1E-03
104	1.55809	2.52E-03	3.9E-03	6.05E-04	2.38E-06	0.08	4.71E-02	9.21E-09	1.0E+06	9.2E-03
105	2.09301	2.52E-03	5.3E-03	6.05E-04	3.19E-06	0.08	4.71E-02	1.24E-08	1.0E+06	1.2E-02
106	2.97557	2.52E-03	7.5E-03	6.05E-04	4.54E-06	0.08	4.71E-02	1.76E-08	1.0E+06	1.8E-02
107	4.63182	2.52E-03	1.2E-02	6.05E-04	7.06E-06	0.08	4.71E-02	2.74E-08	1.0E+06	2.7E-02
108	10.79804	2.52E-03	2.7E-02	6.05E-04	1.65E-05	0.08	4.71E-02	6.38E-08	1.0E+06	6.4E-02
109	0.48682	2.52E-03	1.2E-03	6.05E-04	7.42E-07	0.08	4.71E-02	2.88E-09	1.0E+06	2.9E-03
110	0.5467	2.52E-03	1.4E-03	6.05E-04	8.34E-07	0.08	4.71E-02	3.23E-09	1.0E+06	3.2E-03
111	0.62996	2.52E-03	1.6E-03	6.05E-04	9.61E-07	0.08	4.71E-02	3.72E-09	1.0E+06	3.7E-03
112	0.75252	2.52E-03	1.9E-03	6.05E-04	1.15E-06	0.08	4.71E-02	4.45E-09	1.0E+06	4.4E-03
113	0.90428	2.52E-03	2.3E-03	6.05E-04	1.38E-06	0.08	4.71E-02	5.34E-09	1.0E+06	5.3E-03
114	1.10605	2.52E-03	2.8E-03	6.05E-04	1.69E-06	0.08	4.71E-02	6.53E-09	1.0E+06	6.5E-03
115	1.38599	2.52E-03	3.5E-03	6.05E-04	2.11E-06	0.08	4.71E-02	8.19E-09	1.0E+06	8.2E-03
116	1.77871	2.52E-03	4.5E-03	6.05E-04	2.71E-06	0.08	4.71E-02	1.05E-08	1.0E+06	1.1E-02
117	2.47871	2.52E-03	6.2E-03	6.05E-04	3.78E-06	0.08	4.71E-02	1.46E-08	1.0E+06	1.5E-02
118	3.8224	2.52E-03	9.6E-03	6.05E-04	5.83E-06	0.08	4.71E-02	2.26E-08	1.0E+06	2.3E-02
119	5.40749	2.52E-03	1.4E-02	6.05E-04	8.25E-06	0.08	4.71E-02	3.19E-08	1.0E+06	3.2E-02
120	5.7689	2.52E-03	1.5E-02	6.05E-04	8.80E-06	0.08	4.71E-02	3.41E-08	1.0E+06	3.4E-02
121	5.38075	2.52E-03	1.4E-02	6.05E-04	8.20E-06	0.08	4.71E-02	3.18E-08	1.0E+06	3.2E-02
122	4.80828	2.52E-03	1.2E-02	6.05E-04	7.33E-06	0.08	4.71E-02	2.84E-08	1.0E+06	2.8E-02
123	0.39835	2.52E-03	1.0E-03	6.05E-04	6.07E-07	0.08	4.71E-02	2.35E-09	1.0E+06	2.4E-03
124	0.44399	2.52E-03	1.1E-03	6.05E-04	6.77E-07	0.08	4.71E-02	2.62E-09	1.0E+06	2.6E-03

Ventura Ranch
P2 (off) - Paving

							Cancer Risk from 2 to 16 years			
Receptor #	Conc	g/sec	Cair	Dose Constant	Dose	ED	Risk Constant	Risk	Constant 2	Risk/ Million
125	0.5063	2.52E-03	1.3E-03	6.05E-04	7.72E-07	0.08	4.71E-02	2.99E-09	1.0E+06	3.0E-03
126	0.59241	2.52E-03	1.5E-03	6.05E-04	9.03E-07	0.08	4.71E-02	3.50E-09	1.0E+06	3.5E-03
127	0.69278	2.52E-03	1.7E-03	6.05E-04	1.06E-06	0.08	4.71E-02	4.09E-09	1.0E+06	4.1E-03
128	0.82179	2.52E-03	2.1E-03	6.05E-04	1.25E-06	0.08	4.71E-02	4.86E-09	1.0E+06	4.9E-03
129	0.99465	2.52E-03	2.5E-03	6.05E-04	1.52E-06	0.08	4.71E-02	5.88E-09	1.0E+06	5.9E-03
130	1.21672	2.52E-03	3.1E-03	6.05E-04	1.86E-06	0.08	4.71E-02	7.19E-09	1.0E+06	7.2E-03
131	1.562	2.52E-03	3.9E-03	6.05E-04	2.38E-06	0.08	4.71E-02	9.23E-09	1.0E+06	9.2E-03
132	2.0355	2.52E-03	5.1E-03	6.05E-04	3.10E-06	0.08	4.71E-02	1.20E-08	1.0E+06	1.2E-02
133	2.61423	2.52E-03	6.6E-03	6.05E-04	3.99E-06	0.08	4.71E-02	1.54E-08	1.0E+06	1.5E-02
134	3.10875	2.52E-03	7.8E-03	6.05E-04	4.74E-06	0.08	4.71E-02	1.84E-08	1.0E+06	1.8E-02
135	3.32013	2.52E-03	8.4E-03	6.05E-04	5.06E-06	0.08	4.71E-02	1.96E-08	1.0E+06	2.0E-02
136	3.28526	2.52E-03	8.3E-03	6.05E-04	5.01E-06	0.08	4.71E-02	1.94E-08	1.0E+06	1.9E-02
137	3.17209	2.52E-03	8.0E-03	6.05E-04	4.84E-06	0.08	4.71E-02	1.87E-08	1.0E+06	1.9E-02
138	2.97963	2.52E-03	7.5E-03	6.05E-04	4.54E-06	0.08	4.71E-02	1.76E-08	1.0E+06	1.8E-02
139	0.33119	2.52E-03	8.3E-04	6.05E-04	5.05E-07	0.08	4.71E-02	1.96E-09	1.0E+06	2.0E-03
140	0.36704	2.52E-03	9.2E-04	6.05E-04	5.60E-07	0.08	4.71E-02	2.17E-09	1.0E+06	2.2E-03
141	0.41424	2.52E-03	1.0E-03	6.05E-04	6.32E-07	0.08	4.71E-02	2.45E-09	1.0E+06	2.4E-03
142	0.47655	2.52E-03	1.2E-03	6.05E-04	7.27E-07	0.08	4.71E-02	2.82E-09	1.0E+06	2.8E-03
143	0.54806	2.52E-03	1.4E-03	6.05E-04	8.36E-07	0.08	4.71E-02	3.24E-09	1.0E+06	3.2E-03
144	0.63954	2.52E-03	1.6E-03	6.05E-04	9.75E-07	0.08	4.71E-02	3.78E-09	1.0E+06	3.8E-03
145	0.74967	2.52E-03	1.9E-03	6.05E-04	1.14E-06	0.08	4.71E-02	4.43E-09	1.0E+06	4.4E-03
146	0.89666	2.52E-03	2.3E-03	6.05E-04	1.37E-06	0.08	4.71E-02	5.30E-09	1.0E+06	5.3E-03
147	1.09448	2.52E-03	2.8E-03	6.05E-04	1.67E-06	0.08	4.71E-02	6.47E-09	1.0E+06	6.5E-03
148	1.30998	2.52E-03	3.3E-03	6.05E-04	2.00E-06	0.08	4.71E-02	7.74E-09	1.0E+06	7.7E-03
149	1.58007	2.52E-03	4.0E-03	6.05E-04	2.41E-06	0.08	4.71E-02	9.34E-09	1.0E+06	9.3E-03
150	1.86655	2.52E-03	4.7E-03	6.05E-04	2.85E-06	0.08	4.71E-02	1.10E-08	1.0E+06	1.1E-02
151	2.02732	2.52E-03	5.1E-03	6.05E-04	3.09E-06	0.08	4.71E-02	1.20E-08	1.0E+06	1.2E-02
152	2.12991	2.52E-03	5.4E-03	6.05E-04	3.25E-06	0.08	4.71E-02	1.26E-08	1.0E+06	1.3E-02
153	2.22202	2.52E-03	5.6E-03	6.05E-04	3.39E-06	0.08	4.71E-02	1.31E-08	1.0E+06	1.3E-02
154	2.19845	2.52E-03	5.5E-03	6.05E-04	3.35E-06	0.08	4.71E-02	1.30E-08	1.0E+06	1.3E-02
155	0.27998	2.52E-03	7.1E-04	6.05E-04	4.27E-07	0.08	4.71E-02	1.65E-09	1.0E+06	1.7E-03

Ventura Ranch
P2 (off) - Paving

							Cancer Risk from 2 to 16 years			
Receptor #	Conc	g/sec	Cair	Dose Constant	Dose	ED	Risk Constant	Risk	Constant 2	Risk/ Million
156	0.309	2.52E-03	7.8E-04	6.05E-04	4.71E-07	0.08	4.71E-02	1.83E-09	1.0E+06	1.8E-03
157	0.346	2.52E-03	8.7E-04	6.05E-04	5.28E-07	0.08	4.71E-02	2.04E-09	1.0E+06	2.0E-03
158	0.3932	2.52E-03	9.9E-04	6.05E-04	6.00E-07	0.08	4.71E-02	2.32E-09	1.0E+06	2.3E-03
159	0.44781	2.52E-03	1.1E-03	6.05E-04	6.83E-07	0.08	4.71E-02	2.65E-09	1.0E+06	2.6E-03
160	0.51676	2.52E-03	1.3E-03	6.05E-04	7.88E-07	0.08	4.71E-02	3.05E-09	1.0E+06	3.1E-03
161	0.592	2.52E-03	1.5E-03	6.05E-04	9.03E-07	0.08	4.71E-02	3.50E-09	1.0E+06	3.5E-03
162	0.6932	2.52E-03	1.7E-03	6.05E-04	1.06E-06	0.08	4.71E-02	4.10E-09	1.0E+06	4.1E-03
163	0.81822	2.52E-03	2.1E-03	6.05E-04	1.25E-06	0.08	4.71E-02	4.83E-09	1.0E+06	4.8E-03
164	0.94363	2.52E-03	2.4E-03	6.05E-04	1.44E-06	0.08	4.71E-02	5.57E-09	1.0E+06	5.6E-03
165	1.07991	2.52E-03	2.7E-03	6.05E-04	1.65E-06	0.08	4.71E-02	6.38E-09	1.0E+06	6.4E-03
166	1.2421	2.52E-03	3.1E-03	6.05E-04	1.89E-06	0.08	4.71E-02	7.34E-09	1.0E+06	7.3E-03
167	1.35805	2.52E-03	3.4E-03	6.05E-04	2.07E-06	0.08	4.71E-02	8.02E-09	1.0E+06	8.0E-03
168	1.43429	2.52E-03	3.6E-03	6.05E-04	2.19E-06	0.08	4.71E-02	8.47E-09	1.0E+06	8.5E-03
169	1.54069	2.52E-03	3.9E-03	6.05E-04	2.35E-06	0.08	4.71E-02	9.10E-09	1.0E+06	9.1E-03
170	1.57773	2.52E-03	4.0E-03	6.05E-04	2.41E-06	0.08	4.71E-02	9.32E-09	1.0E+06	9.3E-03
171	0.24078	2.52E-03	6.1E-04	6.05E-04	3.67E-07	0.08	4.71E-02	1.42E-09	1.0E+06	1.4E-03
172	0.26485	2.52E-03	6.7E-04	6.05E-04	4.04E-07	0.08	4.71E-02	1.56E-09	1.0E+06	1.6E-03
173	0.2948	2.52E-03	7.4E-04	6.05E-04	4.49E-07	0.08	4.71E-02	1.74E-09	1.0E+06	1.7E-03
174	0.33212	2.52E-03	8.4E-04	6.05E-04	5.06E-07	0.08	4.71E-02	1.96E-09	1.0E+06	2.0E-03
175	0.37563	2.52E-03	9.5E-04	6.05E-04	5.73E-07	0.08	4.71E-02	2.22E-09	1.0E+06	2.2E-03
176	0.42929	2.52E-03	1.1E-03	6.05E-04	6.55E-07	0.08	4.71E-02	2.54E-09	1.0E+06	2.5E-03
177	0.48228	2.52E-03	1.2E-03	6.05E-04	7.35E-07	0.08	4.71E-02	2.85E-09	1.0E+06	2.8E-03
178	0.55256	2.52E-03	1.4E-03	6.05E-04	8.43E-07	0.08	4.71E-02	3.26E-09	1.0E+06	3.3E-03
179	0.63601	2.52E-03	1.6E-03	6.05E-04	9.70E-07	0.08	4.71E-02	3.76E-09	1.0E+06	3.8E-03
180	0.71125	2.52E-03	1.8E-03	6.05E-04	1.08E-06	0.08	4.71E-02	4.20E-09	1.0E+06	4.2E-03
181	0.79534	2.52E-03	2.0E-03	6.05E-04	1.21E-06	0.08	4.71E-02	4.70E-09	1.0E+06	4.7E-03
182	0.89614	2.52E-03	2.3E-03	6.05E-04	1.37E-06	0.08	4.71E-02	5.29E-09	1.0E+06	5.3E-03
183	0.97048	2.52E-03	2.4E-03	6.05E-04	1.48E-06	0.08	4.71E-02	5.73E-09	1.0E+06	5.7E-03
184	1.01982	2.52E-03	2.6E-03	6.05E-04	1.55E-06	0.08	4.71E-02	6.03E-09	1.0E+06	6.0E-03
185	1.10178	2.52E-03	2.8E-03	6.05E-04	1.68E-06	0.08	4.71E-02	6.51E-09	1.0E+06	6.5E-03
186	1.14432	2.52E-03	2.9E-03	6.05E-04	1.74E-06	0.08	4.71E-02	6.76E-09	1.0E+06	6.8E-03

Ventura Ranch
P2 (off) - Paving

							Cancer Risk from 2 to 16 years			
Receptor #	Conc	g/sec	Cair	Dose Constant	Dose	ED	Risk Constant	Risk	Constant 2	Risk/ Million
187	0.21036	2.52E-03	5.3E-04	6.05E-04	3.21E-07	0.08	4.71E-02	1.24E-09	1.0E+06	1.2E-03
188	0.23085	2.52E-03	5.8E-04	6.05E-04	3.52E-07	0.08	4.71E-02	1.36E-09	1.0E+06	1.4E-03
189	0.25578	2.52E-03	6.4E-04	6.05E-04	3.90E-07	0.08	4.71E-02	1.51E-09	1.0E+06	1.5E-03
190	0.28603	2.52E-03	7.2E-04	6.05E-04	4.36E-07	0.08	4.71E-02	1.69E-09	1.0E+06	1.7E-03
191	0.32136	2.52E-03	8.1E-04	6.05E-04	4.90E-07	0.08	4.71E-02	1.90E-09	1.0E+06	1.9E-03
192	0.3637	2.52E-03	9.2E-04	6.05E-04	5.55E-07	0.08	4.71E-02	2.15E-09	1.0E+06	2.1E-03
193	0.40006	2.52E-03	1.0E-03	6.05E-04	6.10E-07	0.08	4.71E-02	2.36E-09	1.0E+06	2.4E-03
194	0.45033	2.52E-03	1.1E-03	6.05E-04	6.87E-07	0.08	4.71E-02	2.66E-09	1.0E+06	2.7E-03
195	0.50958	2.52E-03	1.3E-03	6.05E-04	7.77E-07	0.08	4.71E-02	3.01E-09	1.0E+06	3.0E-03
196	0.56042	2.52E-03	1.4E-03	6.05E-04	8.54E-07	0.08	4.71E-02	3.31E-09	1.0E+06	3.3E-03
197	0.61474	2.52E-03	1.5E-03	6.05E-04	9.37E-07	0.08	4.71E-02	3.63E-09	1.0E+06	3.6E-03
198	0.6815	2.52E-03	1.7E-03	6.05E-04	1.04E-06	0.08	4.71E-02	4.03E-09	1.0E+06	4.0E-03
199	0.73149	2.52E-03	1.8E-03	6.05E-04	1.12E-06	0.08	4.71E-02	4.32E-09	1.0E+06	4.3E-03
200	0.75811	2.52E-03	1.9E-03	6.05E-04	1.16E-06	0.08	4.71E-02	4.48E-09	1.0E+06	4.5E-03
201	0.82051	2.52E-03	2.1E-03	6.05E-04	1.25E-06	0.08	4.71E-02	4.85E-09	1.0E+06	4.8E-03
202	0.85732	2.52E-03	2.2E-03	6.05E-04	1.31E-06	0.08	4.71E-02	5.07E-09	1.0E+06	5.1E-03
203	0.1864	2.52E-03	4.7E-04	6.05E-04	2.84E-07	0.08	4.71E-02	1.10E-09	1.0E+06	1.1E-03
204	0.20408	2.52E-03	5.1E-04	6.05E-04	3.11E-07	0.08	4.71E-02	1.21E-09	1.0E+06	1.2E-03
205	0.2251	2.52E-03	5.7E-04	6.05E-04	3.43E-07	0.08	4.71E-02	1.33E-09	1.0E+06	1.3E-03
206	0.25005	2.52E-03	6.3E-04	6.05E-04	3.81E-07	0.08	4.71E-02	1.48E-09	1.0E+06	1.5E-03
207	0.27869	2.52E-03	7.0E-04	6.05E-04	4.25E-07	0.08	4.71E-02	1.65E-09	1.0E+06	1.6E-03
208	0.3113	2.52E-03	7.8E-04	6.05E-04	4.75E-07	0.08	4.71E-02	1.84E-09	1.0E+06	1.8E-03
209	0.33769	2.52E-03	8.5E-04	6.05E-04	5.15E-07	0.08	4.71E-02	2.00E-09	1.0E+06	2.0E-03
210	0.37403	2.52E-03	9.4E-04	6.05E-04	5.70E-07	0.08	4.71E-02	2.21E-09	1.0E+06	2.2E-03
211	0.41692	2.52E-03	1.1E-03	6.05E-04	6.36E-07	0.08	4.71E-02	2.46E-09	1.0E+06	2.5E-03
212	0.45489	2.52E-03	1.1E-03	6.05E-04	6.94E-07	0.08	4.71E-02	2.69E-09	1.0E+06	2.7E-03
213	0.49382	2.52E-03	1.2E-03	6.05E-04	7.53E-07	0.08	4.71E-02	2.92E-09	1.0E+06	2.9E-03
214	0.54025	2.52E-03	1.4E-03	6.05E-04	8.24E-07	0.08	4.71E-02	3.19E-09	1.0E+06	3.2E-03
215	0.57284	2.52E-03	1.4E-03	6.05E-04	8.73E-07	0.08	4.71E-02	3.38E-09	1.0E+06	3.4E-03
216	0.58551	2.52E-03	1.5E-03	6.05E-04	8.93E-07	0.08	4.71E-02	3.46E-09	1.0E+06	3.5E-03
217	0.63237	2.52E-03	1.6E-03	6.05E-04	9.64E-07	0.08	4.71E-02	3.74E-09	1.0E+06	3.7E-03

Ventura Ranch
P2 (off) - Paving

							Cancer Risk from 2 to 16 years			
Receptor #	Conc	g/sec	Cair	Dose Constant	Dose	ED	Risk Constant	Risk	Constant 2	Risk/ Million
218	0.66574	2.52E-03	1.7E-03	6.05E-04	1.02E-06	0.08	4.71E-02	3.93E-09	1.0E+06	3.9E-03
219	0.16719	2.52E-03	4.2E-04	6.05E-04	2.55E-07	0.08	4.71E-02	9.88E-10	1.0E+06	9.9E-04
220	0.18255	2.52E-03	4.6E-04	6.05E-04	2.78E-07	0.08	4.71E-02	1.08E-09	1.0E+06	1.1E-03
221	0.20046	2.52E-03	5.1E-04	6.05E-04	3.06E-07	0.08	4.71E-02	1.18E-09	1.0E+06	1.2E-03
222	0.21987	2.52E-03	5.5E-04	6.05E-04	3.35E-07	0.08	4.71E-02	1.30E-09	1.0E+06	1.3E-03
223	0.24257	2.52E-03	6.1E-04	6.05E-04	3.70E-07	0.08	4.71E-02	1.43E-09	1.0E+06	1.4E-03
224	0.26798	2.52E-03	6.8E-04	6.05E-04	4.09E-07	0.08	4.71E-02	1.58E-09	1.0E+06	1.6E-03
225	0.28994	2.52E-03	7.3E-04	6.05E-04	4.42E-07	0.08	4.71E-02	1.71E-09	1.0E+06	1.7E-03
226	0.31737	2.52E-03	8.0E-04	6.05E-04	4.84E-07	0.08	4.71E-02	1.88E-09	1.0E+06	1.9E-03
227	0.34823	2.52E-03	8.8E-04	6.05E-04	5.31E-07	0.08	4.71E-02	2.06E-09	1.0E+06	2.1E-03
228	0.37703	2.52E-03	9.5E-04	6.05E-04	5.75E-07	0.08	4.71E-02	2.23E-09	1.0E+06	2.2E-03
229	0.40814	2.52E-03	1.0E-03	6.05E-04	6.22E-07	0.08	4.71E-02	2.41E-09	1.0E+06	2.4E-03
230	0.44014	2.52E-03	1.1E-03	6.05E-04	6.71E-07	0.08	4.71E-02	2.60E-09	1.0E+06	2.6E-03
231	0.45136	2.52E-03	1.1E-03	6.05E-04	6.88E-07	0.08	4.71E-02	2.67E-09	1.0E+06	2.7E-03
232	0.4653	2.52E-03	1.2E-03	6.05E-04	7.09E-07	0.08	4.71E-02	2.75E-09	1.0E+06	2.7E-03
233	0.50198	2.52E-03	1.3E-03	6.05E-04	7.65E-07	0.08	4.71E-02	2.97E-09	1.0E+06	3.0E-03
234	0.52792	2.52E-03	1.3E-03	6.05E-04	8.05E-07	0.08	4.71E-02	3.12E-09	1.0E+06	3.1E-03
235	0.15147	2.52E-03	3.8E-04	6.05E-04	2.31E-07	0.08	4.71E-02	8.95E-10	1.0E+06	8.9E-04
236	0.16485	2.52E-03	4.2E-04	6.05E-04	2.51E-07	0.08	4.71E-02	9.74E-10	1.0E+06	9.7E-04
237	0.18018	2.52E-03	4.5E-04	6.05E-04	2.75E-07	0.08	4.71E-02	1.06E-09	1.0E+06	1.1E-03
238	0.19586	2.52E-03	4.9E-04	6.05E-04	2.99E-07	0.08	4.71E-02	1.16E-09	1.0E+06	1.2E-03
239	0.21342	2.52E-03	5.4E-04	6.05E-04	3.25E-07	0.08	4.71E-02	1.26E-09	1.0E+06	1.3E-03
240	0.23408	2.52E-03	5.9E-04	6.05E-04	3.57E-07	0.08	4.71E-02	1.38E-09	1.0E+06	1.4E-03
241	0.25292	2.52E-03	6.4E-04	6.05E-04	3.86E-07	0.08	4.71E-02	1.49E-09	1.0E+06	1.5E-03
242	0.27182	2.52E-03	6.8E-04	6.05E-04	4.14E-07	0.08	4.71E-02	1.61E-09	1.0E+06	1.6E-03
243	0.29634	2.52E-03	7.5E-04	6.05E-04	4.52E-07	0.08	4.71E-02	1.75E-09	1.0E+06	1.8E-03
244	0.319	2.52E-03	8.0E-04	6.05E-04	4.86E-07	0.08	4.71E-02	1.88E-09	1.0E+06	1.9E-03
245	0.34332	2.52E-03	8.7E-04	6.05E-04	5.23E-07	0.08	4.71E-02	2.03E-09	1.0E+06	2.0E-03
246	0.36601	2.52E-03	9.2E-04	6.05E-04	5.58E-07	0.08	4.71E-02	2.16E-09	1.0E+06	2.2E-03
247	0.35895	2.52E-03	9.0E-04	6.05E-04	5.47E-07	0.08	4.71E-02	2.12E-09	1.0E+06	2.1E-03
248	0.38064	2.52E-03	9.6E-04	6.05E-04	5.80E-07	0.08	4.71E-02	2.25E-09	1.0E+06	2.2E-03

Ventura Ranch
P2 (off) - Paving

							Cancer Risk from 2 to 16 years			
Receptor #	Conc	g/sec	Cair	Dose Constant	Dose	ED	Risk Constant	Risk	Constant 2	Risk/ Million
249	0.40664	2.52E-03	1.0E-03	6.05E-04	6.20E-07	0.08	4.71E-02	2.40E-09	1.0E+06	2.4E-03
250	0.42719	2.52E-03	1.1E-03	6.05E-04	6.51E-07	0.08	4.71E-02	2.52E-09	1.0E+06	2.5E-03
251	0.13829	2.52E-03	3.5E-04	6.05E-04	2.11E-07	0.08	4.71E-02	8.17E-10	1.0E+06	8.2E-04
252	0.15	2.52E-03	3.8E-04	6.05E-04	2.29E-07	0.08	4.71E-02	8.86E-10	1.0E+06	8.9E-04
253	0.16314	2.52E-03	4.1E-04	6.05E-04	2.49E-07	0.08	4.71E-02	9.64E-10	1.0E+06	9.6E-04
254	0.17681	2.52E-03	4.5E-04	6.05E-04	2.70E-07	0.08	4.71E-02	1.04E-09	1.0E+06	1.0E-03
255	0.18957	2.52E-03	4.8E-04	6.05E-04	2.89E-07	0.08	4.71E-02	1.12E-09	1.0E+06	1.1E-03
256	0.20663	2.52E-03	5.2E-04	6.05E-04	3.15E-07	0.08	4.71E-02	1.22E-09	1.0E+06	1.2E-03
257	0.22272	2.52E-03	5.6E-04	6.05E-04	3.40E-07	0.08	4.71E-02	1.32E-09	1.0E+06	1.3E-03
258	0.23654	2.52E-03	6.0E-04	6.05E-04	3.61E-07	0.08	4.71E-02	1.40E-09	1.0E+06	1.4E-03
259	0.25513	2.52E-03	6.4E-04	6.05E-04	3.89E-07	0.08	4.71E-02	1.51E-09	1.0E+06	1.5E-03
260	0.27285	2.52E-03	6.9E-04	6.05E-04	4.16E-07	0.08	4.71E-02	1.61E-09	1.0E+06	1.6E-03
261	0.2907	2.52E-03	7.3E-04	6.05E-04	4.43E-07	0.08	4.71E-02	1.72E-09	1.0E+06	1.7E-03
262	0.30838	2.52E-03	7.8E-04	6.05E-04	4.70E-07	0.08	4.71E-02	1.82E-09	1.0E+06	1.8E-03
263	0.29863	2.52E-03	7.5E-04	6.05E-04	4.55E-07	0.08	4.71E-02	1.76E-09	1.0E+06	1.8E-03
264	0.31989	2.52E-03	8.1E-04	6.05E-04	4.88E-07	0.08	4.71E-02	1.89E-09	1.0E+06	1.9E-03
265	0.33212	2.52E-03	8.4E-04	6.05E-04	5.06E-07	0.08	4.71E-02	1.96E-09	1.0E+06	2.0E-03
266	0.34632	2.52E-03	8.7E-04	6.05E-04	5.28E-07	0.08	4.71E-02	2.05E-09	1.0E+06	2.0E-03
267	0.12702	2.52E-03	3.2E-04	6.05E-04	1.94E-07	0.08	4.71E-02	7.50E-10	1.0E+06	7.5E-04
268	0.13734	2.52E-03	3.5E-04	6.05E-04	2.09E-07	0.08	4.71E-02	8.11E-10	1.0E+06	8.1E-04
269	0.14862	2.52E-03	3.7E-04	6.05E-04	2.27E-07	0.08	4.71E-02	8.78E-10	1.0E+06	8.8E-04
270	0.16101	2.52E-03	4.1E-04	6.05E-04	2.45E-07	0.08	4.71E-02	9.51E-10	1.0E+06	9.5E-04
271	0.17001	2.52E-03	4.3E-04	6.05E-04	2.59E-07	0.08	4.71E-02	1.00E-09	1.0E+06	1.0E-03
272	0.18365	2.52E-03	4.6E-04	6.05E-04	2.80E-07	0.08	4.71E-02	1.09E-09	1.0E+06	1.1E-03
273	0.19725	2.52E-03	5.0E-04	6.05E-04	3.01E-07	0.08	4.71E-02	1.17E-09	1.0E+06	1.2E-03
274	0.21022	2.52E-03	5.3E-04	6.05E-04	3.21E-07	0.08	4.71E-02	1.24E-09	1.0E+06	1.2E-03
275	0.22178	2.52E-03	5.6E-04	6.05E-04	3.38E-07	0.08	4.71E-02	1.31E-09	1.0E+06	1.3E-03
276	0.23687	2.52E-03	6.0E-04	6.05E-04	3.61E-07	0.08	4.71E-02	1.40E-09	1.0E+06	1.4E-03
277	0.24564	2.52E-03	6.2E-04	6.05E-04	3.75E-07	0.08	4.71E-02	1.45E-09	1.0E+06	1.5E-03
278	0.25144	2.52E-03	6.3E-04	6.05E-04	3.83E-07	0.08	4.71E-02	1.49E-09	1.0E+06	1.5E-03
279	0.25955	2.52E-03	6.5E-04	6.05E-04	3.96E-07	0.08	4.71E-02	1.53E-09	1.0E+06	1.5E-03

Ventura Ranch
P2 (off) - Paving

					Cancer Risk from 2 to 16 years					
Receptor #	Conc	g/sec	Cair	Dose Constant	Dose	ED	Risk Constant	Risk	Constant 2	Risk/ Million
280	0.27485	2.52E-03	6.9E-04	6.05E-04	4.19E-07	0.08	4.71E-02	1.62E-09	1.0E+06	1.6E-03
281	0.2834	2.52E-03	7.1E-04	6.05E-04	4.32E-07	0.08	4.71E-02	1.67E-09	1.0E+06	1.7E-03
282	0.29726	2.52E-03	7.5E-04	6.05E-04	4.53E-07	0.08	4.71E-02	1.76E-09	1.0E+06	1.8E-03
283	0.11716	2.52E-03	3.0E-04	6.05E-04	1.79E-07	0.08	4.71E-02	6.92E-10	1.0E+06	6.9E-04
284	0.12638	2.52E-03	3.2E-04	6.05E-04	1.93E-07	0.08	4.71E-02	7.47E-10	1.0E+06	7.5E-04
285	0.13607	2.52E-03	3.4E-04	6.05E-04	2.07E-07	0.08	4.71E-02	8.04E-10	1.0E+06	8.0E-04
286	0.14656	2.52E-03	3.7E-04	6.05E-04	2.23E-07	0.08	4.71E-02	8.66E-10	1.0E+06	8.7E-04
287	0.15439	2.52E-03	3.9E-04	6.05E-04	2.35E-07	0.08	4.71E-02	9.12E-10	1.0E+06	9.1E-04
288	0.16654	2.52E-03	4.2E-04	6.05E-04	2.54E-07	0.08	4.71E-02	9.84E-10	1.0E+06	9.8E-04
289	0.17638	2.52E-03	4.4E-04	6.05E-04	2.69E-07	0.08	4.71E-02	1.04E-09	1.0E+06	1.0E-03
290	0.18891	2.52E-03	4.8E-04	6.05E-04	2.88E-07	0.08	4.71E-02	1.12E-09	1.0E+06	1.1E-03
291	0.19598	2.52E-03	4.9E-04	6.05E-04	2.99E-07	0.08	4.71E-02	1.16E-09	1.0E+06	1.2E-03
292	0.20792	2.52E-03	5.2E-04	6.05E-04	3.17E-07	0.08	4.71E-02	1.23E-09	1.0E+06	1.2E-03
293	0.215	2.52E-03	5.4E-04	6.05E-04	3.28E-07	0.08	4.71E-02	1.27E-09	1.0E+06	1.3E-03
294	0.2212	2.52E-03	5.6E-04	6.05E-04	3.37E-07	0.08	4.71E-02	1.31E-09	1.0E+06	1.3E-03
295	0.22865	2.52E-03	5.8E-04	6.05E-04	3.49E-07	0.08	4.71E-02	1.35E-09	1.0E+06	1.4E-03
296	0.23896	2.52E-03	6.0E-04	6.05E-04	3.64E-07	0.08	4.71E-02	1.41E-09	1.0E+06	1.4E-03
297	0.24698	2.52E-03	6.2E-04	6.05E-04	3.77E-07	0.08	4.71E-02	1.46E-09	1.0E+06	1.5E-03
298	0.25652	2.52E-03	6.5E-04	6.05E-04	3.91E-07	0.08	4.71E-02	1.52E-09	1.0E+06	1.5E-03
299	0.11679	2.52E-03	2.9E-04	6.05E-04	1.78E-07	0.08	4.71E-02	6.90E-10	1.0E+06	6.9E-04
300	0.12514	2.52E-03	3.2E-04	6.05E-04	1.91E-07	0.08	4.71E-02	7.39E-10	1.0E+06	7.4E-04
301	0.134	2.52E-03	3.4E-04	6.05E-04	2.04E-07	0.08	4.71E-02	7.92E-10	1.0E+06	7.9E-04
302	0.14272	2.52E-03	3.6E-04	6.05E-04	2.18E-07	0.08	4.71E-02	8.43E-10	1.0E+06	8.4E-04
303	0.15029	2.52E-03	3.8E-04	6.05E-04	2.29E-07	0.08	4.71E-02	8.88E-10	1.0E+06	8.9E-04
304	0.1604	2.52E-03	4.0E-04	6.05E-04	2.45E-07	0.08	4.71E-02	9.48E-10	1.0E+06	9.5E-04
305	0.16919	2.52E-03	4.3E-04	6.05E-04	2.58E-07	0.08	4.71E-02	1.00E-09	1.0E+06	1.0E-03
306	0.17672	2.52E-03	4.5E-04	6.05E-04	2.69E-07	0.08	4.71E-02	1.04E-09	1.0E+06	1.0E-03
307	0.18486	2.52E-03	4.7E-04	6.05E-04	2.82E-07	0.08	4.71E-02	1.09E-09	1.0E+06	1.1E-03
308	0.19141	2.52E-03	4.8E-04	6.05E-04	2.92E-07	0.08	4.71E-02	1.13E-09	1.0E+06	1.1E-03

Ventura Ranch
P2 (off) - Paving

		Cancer Risk from 2 to 16 years								
Receptor #	Conc	g/sec	Cair	Dose Constant	Dose	ED	Risk Constant	Risk	Constant 2	Risk/ Million
309	0.19469	2.52E-03	4.9E-04	6.05E-04	2.97E-07	0.08	4.71E-02	1.15E-09	1.0E+06	1.2E-03
310	0.20104	2.52E-03	5.1E-04	6.05E-04	3.07E-07	0.08	4.71E-02	1.19E-09	1.0E+06	1.2E-03
311	0.21129	2.52E-03	5.3E-04	6.05E-04	3.22E-07	0.08	4.71E-02	1.25E-09	1.0E+06	1.2E-03
312	0.22112	2.52E-03	5.6E-04	6.05E-04	3.37E-07	0.08	4.71E-02	1.31E-09	1.0E+06	1.3E-03
313	0.22238	2.52E-03	5.6E-04	6.05E-04	3.39E-07	0.08	4.71E-02	1.31E-09	1.0E+06	1.3E-03
314	0.10815	2.52E-03	2.7E-04	6.05E-04	1.65E-07	0.08	4.71E-02	6.39E-10	1.0E+06	6.4E-04
315	0.11551	2.52E-03	2.9E-04	6.05E-04	1.76E-07	0.08	4.71E-02	6.82E-10	1.0E+06	6.8E-04
316	0.12302	2.52E-03	3.1E-04	6.05E-04	1.88E-07	0.08	4.71E-02	7.27E-10	1.0E+06	7.3E-04
317	0.13072	2.52E-03	3.3E-04	6.05E-04	1.99E-07	0.08	4.71E-02	7.72E-10	1.0E+06	7.7E-04
318	0.13701	2.52E-03	3.5E-04	6.05E-04	2.09E-07	0.08	4.71E-02	8.09E-10	1.0E+06	8.1E-04
319	0.14532	2.52E-03	3.7E-04	6.05E-04	2.22E-07	0.08	4.71E-02	8.59E-10	1.0E+06	8.6E-04
320	0.1535	2.52E-03	3.9E-04	6.05E-04	2.34E-07	0.08	4.71E-02	9.07E-10	1.0E+06	9.1E-04
321	0.15776	2.52E-03	4.0E-04	6.05E-04	2.41E-07	0.08	4.71E-02	9.32E-10	1.0E+06	9.3E-04
322	0.16579	2.52E-03	4.2E-04	6.05E-04	2.53E-07	0.08	4.71E-02	9.79E-10	1.0E+06	9.8E-04
323	0.1719	2.52E-03	4.3E-04	6.05E-04	2.62E-07	0.08	4.71E-02	1.02E-09	1.0E+06	1.0E-03
324	0.17488	2.52E-03	4.4E-04	6.05E-04	2.67E-07	0.08	4.71E-02	1.03E-09	1.0E+06	1.0E-03
325	0.17906	2.52E-03	4.5E-04	6.05E-04	2.73E-07	0.08	4.71E-02	1.06E-09	1.0E+06	1.1E-03
326	0.188	2.52E-03	4.7E-04	6.05E-04	2.87E-07	0.08	4.71E-02	1.11E-09	1.0E+06	1.1E-03
327	0.1959	2.52E-03	4.9E-04	6.05E-04	2.99E-07	0.08	4.71E-02	1.16E-09	1.0E+06	1.2E-03
328	0.19452	2.52E-03	4.9E-04	6.05E-04	2.97E-07	0.08	4.71E-02	1.15E-09	1.0E+06	1.1E-03
329	0.1003	2.52E-03	2.5E-04	6.05E-04	1.53E-07	0.08	4.71E-02	5.93E-10	1.0E+06	5.9E-04
330	0.10694	2.52E-03	2.7E-04	6.05E-04	1.63E-07	0.08	4.71E-02	6.32E-10	1.0E+06	6.3E-04
331	0.11338	2.52E-03	2.9E-04	6.05E-04	1.73E-07	0.08	4.71E-02	6.70E-10	1.0E+06	6.7E-04
332	0.11988	2.52E-03	3.0E-04	6.05E-04	1.83E-07	0.08	4.71E-02	7.08E-10	1.0E+06	7.1E-04
333	0.12557	2.52E-03	3.2E-04	6.05E-04	1.91E-07	0.08	4.71E-02	7.42E-10	1.0E+06	7.4E-04
334	0.13271	2.52E-03	3.3E-04	6.05E-04	2.02E-07	0.08	4.71E-02	7.84E-10	1.0E+06	7.8E-04
335	0.14009	2.52E-03	3.5E-04	6.05E-04	2.14E-07	0.08	4.71E-02	8.28E-10	1.0E+06	8.3E-04
336	0.14416	2.52E-03	3.6E-04	6.05E-04	2.20E-07	0.08	4.71E-02	8.52E-10	1.0E+06	8.5E-04
337	0.1505	2.52E-03	3.8E-04	6.05E-04	2.29E-07	0.08	4.71E-02	8.89E-10	1.0E+06	8.9E-04
338	0.15634	2.52E-03	3.9E-04	6.05E-04	2.38E-07	0.08	4.71E-02	9.24E-10	1.0E+06	9.2E-04
339	0.15948	2.52E-03	4.0E-04	6.05E-04	2.43E-07	0.08	4.71E-02	9.42E-10	1.0E+06	9.4E-04

Ventura Ranch
P2 (off) - Paving

		Cancer Risk from 2 to 16 years								
Receptor #	Conc	g/sec	Cair	Dose Constant	Dose	ED	Risk Constant	Risk	Constant 2	Risk/ Million
340	0.16111	2.52E-03	4.1E-04	6.05E-04	2.46E-07	0.08	4.71E-02	9.52E-10	1.0E+06	9.5E-04
341	0.16852	2.52E-03	4.2E-04	6.05E-04	2.57E-07	0.08	4.71E-02	9.96E-10	1.0E+06	1.0E-03
342	0.1748	2.52E-03	4.4E-04	6.05E-04	2.67E-07	0.08	4.71E-02	1.03E-09	1.0E+06	1.0E-03
343	0.17194	2.52E-03	4.3E-04	6.05E-04	2.62E-07	0.08	4.71E-02	1.02E-09	1.0E+06	1.0E-03
344	0.16765	2.52E-03	4.2E-04	6.05E-04	2.56E-07	0.08	4.71E-02	9.90E-10	1.0E+06	9.9E-04
345	0.09325	2.52E-03	2.3E-04	6.05E-04	1.42E-07	0.08	4.71E-02	5.51E-10	1.0E+06	5.5E-04
346	0.09924	2.52E-03	2.5E-04	6.05E-04	1.51E-07	0.08	4.71E-02	5.86E-10	1.0E+06	5.9E-04
347	0.10487	2.52E-03	2.6E-04	6.05E-04	1.60E-07	0.08	4.71E-02	6.20E-10	1.0E+06	6.2E-04
348	0.11045	2.52E-03	2.8E-04	6.05E-04	1.68E-07	0.08	4.71E-02	6.53E-10	1.0E+06	6.5E-04
349	0.11449	2.52E-03	2.9E-04	6.05E-04	1.75E-07	0.08	4.71E-02	6.76E-10	1.0E+06	6.8E-04
350	0.12065	2.52E-03	3.0E-04	6.05E-04	1.84E-07	0.08	4.71E-02	7.13E-10	1.0E+06	7.1E-04
351	0.12836	2.52E-03	3.2E-04	6.05E-04	1.96E-07	0.08	4.71E-02	7.58E-10	1.0E+06	7.6E-04
352	0.13304	2.52E-03	3.4E-04	6.05E-04	2.03E-07	0.08	4.71E-02	7.86E-10	1.0E+06	7.9E-04
353	0.13777	2.52E-03	3.5E-04	6.05E-04	2.10E-07	0.08	4.71E-02	8.14E-10	1.0E+06	8.1E-04
354	0.14295	2.52E-03	3.6E-04	6.05E-04	2.18E-07	0.08	4.71E-02	8.45E-10	1.0E+06	8.4E-04
355	0.14598	2.52E-03	3.7E-04	6.05E-04	2.23E-07	0.08	4.71E-02	8.62E-10	1.0E+06	8.6E-04
356	0.14607	2.52E-03	3.7E-04	6.05E-04	2.23E-07	0.08	4.71E-02	8.63E-10	1.0E+06	8.6E-04
357	0.15236	2.52E-03	3.8E-04	6.05E-04	2.32E-07	0.08	4.71E-02	9.00E-10	1.0E+06	9.0E-04
358	0.1575	2.52E-03	4.0E-04	6.05E-04	2.40E-07	0.08	4.71E-02	9.31E-10	1.0E+06	9.3E-04
359	0.15633	2.52E-03	3.9E-04	6.05E-04	2.38E-07	0.08	4.71E-02	9.24E-10	1.0E+06	9.2E-04
360	0.14827	2.52E-03	3.7E-04	6.05E-04	2.26E-07	0.08	4.71E-02	8.76E-10	1.0E+06	8.8E-04

Ventura Ranch
P2 (off) - Paving

Max Cancer Risk Cancer Risk	
Receptor #	**Total Risk/ Million**
1	1.6E-02
2	1.4E-02
3	1.3E-02
4	1.1E-02
5	9.7E-03
6	8.1E-03
7	6.6E-03
8	5.3E-03
9	4.3E-03
10	3.4E-03
11	2.7E-03
12	2.2E-03
13	1.8E-03
14	1.3E-03
15	1.1E-03
16	9.2E-04
17	7.6E-04
18	6.8E-04
19	5.8E-04
20	5.1E-04
21	4.4E-04
22	7.0E-03
23	5.6E-03
24	4.4E-03
25	3.5E-03
26	2.8E-03
27	2.2E-03
28	1.8E-03
29	1.3E-03
30	1.1E-03
31	8.9E-04

Max	**Receptor #**	
0.067	87	Res

Chronic Non Cancer Risk	
REL	**HI Offroad**
5	1.35E-03
5	1.24E-03
5	1.11E-03
5	9.65E-04
5	8.24E-04
5	6.89E-04
5	5.64E-04
5	4.56E-04
5	3.66E-04
5	2.93E-04
5	2.35E-04
5	1.88E-04
5	1.53E-04
5	1.11E-04
5	9.18E-05
5	7.84E-05
5	6.44E-05
5	5.76E-05
5	4.91E-05
5	4.37E-05
5	3.80E-05
5	5.96E-04
5	4.76E-04
5	3.77E-04
5	2.98E-04
5	2.37E-04
5	1.89E-04
5	1.53E-04
5	1.11E-04
5	9.41E-05
5	7.59E-05

Max	**Receptor #**	
5.747E-03	87	Res

Ventura Ranch
P2 (off) - Paving

Max Cancer Risk Cancer Risk		*Chronic Non Cancer Risk*	
Receptor #	Total Risk/ Million	REL	HI Offroad
32	6.6E-04	5	5.61E-05
33	6.1E-04	5	5.19E-05
34	5.9E-04	5	5.06E-05
35	1.5E-03	5	1.27E-04
36	1.1E-03	5	9.54E-05
37	1.9E-02	5	1.61E-03
38	2.2E-02	5	1.84E-03
39	2.4E-02	5	2.01E-03
40	2.5E-02	5	2.11E-03
41	2.0E-02	5	1.71E-03
42	2.3E-02	5	1.99E-03
43	2.6E-02	5	2.22E-03
44	2.8E-02	5	2.38E-03
45	2.9E-02	5	2.44E-03
46	6.5E-03	5	5.59E-04
47	4.9E-03	5	4.19E-04
48	2.5E-02	5	2.15E-03
49	2.9E-02	5	2.46E-03
50	3.2E-02	5	2.69E-03
51	3.3E-02	5	2.78E-03
52	6.8E-03	5	5.80E-04
53	5.0E-03	5	4.29E-04
54	3.8E-03	5	3.21E-04
55	3.2E-02	5	2.70E-03
56	3.5E-02	5	3.03E-03
57	3.7E-02	5	3.19E-03
58	3.6E-02	5	3.11E-03
59	7.1E-03	5	6.01E-04
60	5.1E-03	5	4.38E-04
61	3.8E-03	5	3.25E-04
62	7.3E-03	5	6.23E-04

Ventura Ranch
P2 (off) - Paving

Max Cancer Risk Cancer Risk		*Chronic Non Cancer Risk*	
Receptor #	Total Risk/ Million	REL	HI Offroad
63	5.2E-03	5	4.47E-04
64	3.9E-03	5	3.30E-04
65	5.4E-03	5	4.58E-04
66	3.3E-02	5	2.79E-03
67	4.4E-02	5	3.73E-03
68	1.2E-03	5	1.06E-04
69	1.1E-03	5	9.14E-05
70	9.4E-04	5	7.98E-05
71	8.4E-04	5	7.16E-05
72	3.4E-02	5	2.93E-03
73	4.8E-02	5	4.12E-03
74	1.6E-03	5	1.34E-04
75	1.4E-03	5	1.16E-04
76	1.2E-03	5	1.00E-04
77	1.0E-03	5	8.80E-05
78	9.4E-04	5	8.06E-05
79	3.5E-02	5	3.01E-03
80	5.3E-02	5	4.49E-03
81	1.7E-03	5	1.46E-04
82	1.5E-03	5	1.28E-04
83	1.4E-03	5	1.15E-04
84	1.2E-03	5	1.06E-04
85	1.1E-03	5	9.45E-05
86	3.6E-02	5	3.05E-03
87	6.7E-02	5	5.75E-03
88	1.7E-03	5	1.48E-04
89	8.2E-03	5	7.01E-04
90	5.4E-03	5	4.65E-04
91	6.4E-03	5	5.43E-04
92	7.6E-03	5	6.51E-04
93	4.4E-03	5	3.74E-04

Ventura Ranch
P2 (off) - Paving

Max Cancer Risk Cancer Risk		*Chronic Non Cancer Risk*	
Receptor #	Total Risk/ Million	REL	HI Offroad
94	5.1E-03	5	4.31E-04
95	6.0E-03	5	5.08E-04
96	7.4E-03	5	6.32E-04
97	9.6E-03	5	8.20E-04
98	1.3E-02	5	1.08E-03
99	3.5E-03	5	3.03E-04
100	4.0E-03	5	3.44E-04
101	4.7E-03	5	4.00E-04
102	5.7E-03	5	4.84E-04
103	7.1E-03	5	6.07E-04
104	9.2E-03	5	7.85E-04
105	1.2E-02	5	1.05E-03
106	1.8E-02	5	1.50E-03
107	2.7E-02	5	2.33E-03
108	6.4E-02	5	5.44E-03
109	2.9E-03	5	2.45E-04
110	3.2E-03	5	2.76E-04
111	3.7E-03	5	3.17E-04
112	4.4E-03	5	3.79E-04
113	5.3E-03	5	4.56E-04
114	6.5E-03	5	5.57E-04
115	8.2E-03	5	6.99E-04
116	1.1E-02	5	8.96E-04
117	1.5E-02	5	1.25E-03
118	2.3E-02	5	1.93E-03
119	3.2E-02	5	2.73E-03
120	3.4E-02	5	2.91E-03
121	3.2E-02	5	2.71E-03
122	2.8E-02	5	2.42E-03
123	2.4E-03	5	2.01E-04
124	2.6E-03	5	2.24E-04

Ventura Ranch
P2 (off) - Paving

Max Cancer Risk Cancer Risk		*Chronic Non Cancer Risk*	
Receptor #	Total Risk/ Million	REL	HI Offroad
125	3.0E-03	5	2.55E-04
126	3.5E-03	5	2.99E-04
127	4.1E-03	5	3.49E-04
128	4.9E-03	5	4.14E-04
129	5.9E-03	5	5.01E-04
130	7.2E-03	5	6.13E-04
131	9.2E-03	5	7.87E-04
132	1.2E-02	5	1.03E-03
133	1.5E-02	5	1.32E-03
134	1.8E-02	5	1.57E-03
135	2.0E-02	5	1.67E-03
136	1.9E-02	5	1.66E-03
137	1.9E-02	5	1.60E-03
138	1.8E-02	5	1.50E-03
139	2.0E-03	5	1.67E-04
140	2.2E-03	5	1.85E-04
141	2.4E-03	5	2.09E-04
142	2.8E-03	5	2.40E-04
143	3.2E-03	5	2.76E-04
144	3.8E-03	5	3.22E-04
145	4.4E-03	5	3.78E-04
146	5.3E-03	5	4.52E-04
147	6.5E-03	5	5.52E-04
148	7.7E-03	5	6.60E-04
149	9.3E-03	5	7.96E-04
150	1.1E-02	5	9.41E-04
151	1.2E-02	5	1.02E-03
152	1.3E-02	5	1.07E-03
153	1.3E-02	5	1.12E-03
154	1.3E-02	5	1.11E-03
155	1.7E-03	5	1.41E-04

Ventura Ranch
P2 (off) - Paving

Max Cancer Risk Cancer Risk		*Chronic Non Cancer Risk*	
Receptor #	Total Risk/ Million	REL	HI Offroad
156	1.8E-03	5	1.56E-04
157	2.0E-03	5	1.74E-04
158	2.3E-03	5	1.98E-04
159	2.6E-03	5	2.26E-04
160	3.1E-03	5	2.60E-04
161	3.5E-03	5	2.98E-04
162	4.1E-03	5	3.49E-04
163	4.8E-03	5	4.12E-04
164	5.6E-03	5	4.76E-04
165	6.4E-03	5	5.44E-04
166	7.3E-03	5	6.26E-04
167	8.0E-03	5	6.84E-04
168	8.5E-03	5	7.23E-04
169	9.1E-03	5	7.76E-04
170	9.3E-03	5	7.95E-04
171	1.4E-03	5	1.21E-04
172	1.6E-03	5	1.33E-04
173	1.7E-03	5	1.49E-04
174	2.0E-03	5	1.67E-04
175	2.2E-03	5	1.89E-04
176	2.5E-03	5	2.16E-04
177	2.8E-03	5	2.43E-04
178	3.3E-03	5	2.78E-04
179	3.8E-03	5	3.21E-04
180	4.2E-03	5	3.58E-04
181	4.7E-03	5	4.01E-04
182	5.3E-03	5	4.52E-04
183	5.7E-03	5	4.89E-04
184	6.0E-03	5	5.14E-04
185	6.5E-03	5	5.55E-04
186	6.8E-03	5	5.77E-04

Ventura Ranch
P2 (off) - Paving

Max Cancer Risk Cancer Risk		*Chronic Non Cancer Risk*	
Receptor #	Total Risk/ Million	REL	HI Offroad
187	1.2E-03	5	1.06E-04
188	1.4E-03	5	1.16E-04
189	1.5E-03	5	1.29E-04
190	1.7E-03	5	1.44E-04
191	1.9E-03	5	1.62E-04
192	2.1E-03	5	1.83E-04
193	2.4E-03	5	2.02E-04
194	2.7E-03	5	2.27E-04
195	3.0E-03	5	2.57E-04
196	3.3E-03	5	2.82E-04
197	3.6E-03	5	3.10E-04
198	4.0E-03	5	3.43E-04
199	4.3E-03	5	3.69E-04
200	4.5E-03	5	3.82E-04
201	4.8E-03	5	4.14E-04
202	5.1E-03	5	4.32E-04
203	1.1E-03	5	9.39E-05
204	1.2E-03	5	1.03E-04
205	1.3E-03	5	1.13E-04
206	1.5E-03	5	1.26E-04
207	1.6E-03	5	1.40E-04
208	1.8E-03	5	1.57E-04
209	2.0E-03	5	1.70E-04
210	2.2E-03	5	1.89E-04
211	2.5E-03	5	2.10E-04
212	2.7E-03	5	2.29E-04
213	2.9E-03	5	2.49E-04
214	3.2E-03	5	2.72E-04
215	3.4E-03	5	2.89E-04
216	3.5E-03	5	2.95E-04
217	3.7E-03	5	3.19E-04

Ventura Ranch
P2 (off) - Paving

Max Cancer Risk Cancer Risk		*Chronic Non Cancer Risk*	
Receptor #	Total Risk/ Million	REL	HI Offroad
218	3.9E-03	5	3.36E-04
219	9.9E-04	5	8.43E-05
220	1.1E-03	5	9.20E-05
221	1.2E-03	5	1.01E-04
222	1.3E-03	5	1.11E-04
223	1.4E-03	5	1.22E-04
224	1.6E-03	5	1.35E-04
225	1.7E-03	5	1.46E-04
226	1.9E-03	5	1.60E-04
227	2.1E-03	5	1.76E-04
228	2.2E-03	5	1.90E-04
229	2.4E-03	5	2.06E-04
230	2.6E-03	5	2.22E-04
231	2.7E-03	5	2.27E-04
232	2.7E-03	5	2.35E-04
233	3.0E-03	5	2.53E-04
234	3.1E-03	5	2.66E-04
235	8.9E-04	5	7.63E-05
236	9.7E-04	5	8.31E-05
237	1.1E-03	5	9.08E-05
238	1.2E-03	5	9.87E-05
239	1.3E-03	5	1.08E-04
240	1.4E-03	5	1.18E-04
241	1.5E-03	5	1.27E-04
242	1.6E-03	5	1.37E-04
243	1.8E-03	5	1.49E-04
244	1.9E-03	5	1.61E-04
245	2.0E-03	5	1.73E-04
246	2.2E-03	5	1.84E-04
247	2.1E-03	5	1.81E-04
248	2.2E-03	5	1.92E-04

Ventura Ranch
P2 (off) - Paving

Max Cancer Risk Cancer Risk		*Chronic Non Cancer Risk*	
Receptor #	Total Risk/ Million	REL	HI Offroad
249	2.4E-03	5	2.05E-04
250	2.5E-03	5	2.15E-04
251	8.2E-04	5	6.97E-05
252	8.9E-04	5	7.56E-05
253	9.6E-04	5	8.22E-05
254	1.0E-03	5	8.91E-05
255	1.1E-03	5	9.55E-05
256	1.2E-03	5	1.04E-04
257	1.3E-03	5	1.12E-04
258	1.4E-03	5	1.19E-04
259	1.5E-03	5	1.29E-04
260	1.6E-03	5	1.38E-04
261	1.7E-03	5	1.47E-04
262	1.8E-03	5	1.55E-04
263	1.8E-03	5	1.51E-04
264	1.9E-03	5	1.61E-04
265	2.0E-03	5	1.67E-04
266	2.0E-03	5	1.75E-04
267	7.5E-04	5	6.40E-05
268	8.1E-04	5	6.92E-05
269	8.8E-04	5	7.49E-05
270	9.5E-04	5	8.11E-05
271	1.0E-03	5	8.57E-05
272	1.1E-03	5	9.26E-05
273	1.2E-03	5	9.94E-05
274	1.2E-03	5	1.06E-04
275	1.3E-03	5	1.12E-04
276	1.4E-03	5	1.19E-04
277	1.5E-03	5	1.24E-04
278	1.5E-03	5	1.27E-04
279	1.5E-03	5	1.31E-04

Ventura Ranch
P2 (off) - Paving

Max Cancer Risk Cancer Risk		*Chronic Non Cancer Risk*	
Receptor #	Total Risk/ Million	REL	HI Offroad
280	1.6E-03	5	1.39E-04
281	1.7E-03	5	1.43E-04
282	1.8E-03	5	1.50E-04
283	6.9E-04	5	5.90E-05
284	7.5E-04	5	6.37E-05
285	8.0E-04	5	6.86E-05
286	8.7E-04	5	7.39E-05
287	9.1E-04	5	7.78E-05
288	9.8E-04	5	8.39E-05
289	1.0E-03	5	8.89E-05
290	1.1E-03	5	9.52E-05
291	1.2E-03	5	9.88E-05
292	1.2E-03	5	1.05E-04
293	1.3E-03	5	1.08E-04
294	1.3E-03	5	1.11E-04
295	1.4E-03	5	1.15E-04
296	1.4E-03	5	1.20E-04
297	1.5E-03	5	1.24E-04
298	1.5E-03	5	1.29E-04
299	6.9E-04	5	5.89E-05
300	7.4E-04	5	6.31E-05
301	7.9E-04	5	6.75E-05
302	8.4E-04	5	7.19E-05
303	8.9E-04	5	7.57E-05
304	9.5E-04	5	8.08E-05
305	1.0E-03	5	8.53E-05
306	1.0E-03	5	8.91E-05
307	1.1E-03	5	9.32E-05
308	1.1E-03	5	9.65E-05

Ventura Ranch
P2 (off) - Paving

Max Cancer Risk Cancer Risk		*Chronic Non Cancer Risk*	
Receptor #	Total Risk/ Million	REL	HI Offroad
309	1.2E-03	5	9.81E-05
310	1.2E-03	5	1.01E-04
311	1.2E-03	5	1.06E-04
312	1.3E-03	5	1.11E-04
313	1.3E-03	5	1.12E-04
314	6.4E-04	5	5.45E-05
315	6.8E-04	5	5.82E-05
316	7.3E-04	5	6.20E-05
317	7.7E-04	5	6.59E-05
318	8.1E-04	5	6.91E-05
319	8.6E-04	5	7.32E-05
320	9.1E-04	5	7.74E-05
321	9.3E-04	5	7.95E-05
322	9.8E-04	5	8.36E-05
323	1.0E-03	5	8.66E-05
324	1.0E-03	5	8.81E-05
325	1.1E-03	5	9.02E-05
326	1.1E-03	5	9.48E-05
327	1.2E-03	5	9.87E-05
328	1.1E-03	5	9.80E-05
329	5.9E-04	5	5.06E-05
330	6.3E-04	5	5.39E-05
331	6.7E-04	5	5.71E-05
332	7.1E-04	5	6.04E-05
333	7.4E-04	5	6.33E-05
334	7.8E-04	5	6.69E-05
335	8.3E-04	5	7.06E-05
336	8.5E-04	5	7.27E-05
337	8.9E-04	5	7.59E-05
338	9.2E-04	5	7.88E-05
339	9.4E-04	5	8.04E-05

Ventura Ranch
P2 (off) - Paving

Max Cancer Risk Cancer Risk		*Chronic Non Cancer Risk*	
Receptor #	Total Risk/ Million	REL	HI Offroad
340	9.5E-04	5	8.12E-05
341	1.0E-03	5	8.49E-05
342	1.0E-03	5	8.81E-05
343	1.0E-03	5	8.67E-05
344	9.9E-04	5	8.45E-05
345	5.5E-04	5	4.70E-05
346	5.9E-04	5	5.00E-05
347	6.2E-04	5	5.29E-05
348	6.5E-04	5	5.57E-05
349	6.8E-04	5	5.77E-05
350	7.1E-04	5	6.08E-05
351	7.6E-04	5	6.47E-05
352	7.9E-04	5	6.71E-05
353	8.1E-04	5	6.94E-05
354	8.4E-04	5	7.20E-05
355	8.6E-04	5	7.36E-05
356	8.6E-04	5	7.36E-05
357	9.0E-04	5	7.68E-05
358	9.3E-04	5	7.94E-05
359	9.2E-04	5	7.88E-05
360	8.8E-04	5	7.47E-05

Ventura Ranch

P2 (off) - Architectural Coating

		Cancer Risk from 2 to 16 years								
Receptor #	Conc	g/sec	Cair	Dose Constant	Dose	ED	Risk Constant	Risk	Constant 2	Risk/ Million
1	2.68586	1.26E-04	3.4E-04	6.05E-04	2.05E-07	0.08	4.71E-02	7.93E-10	1.0E+06	7.9E-04
2	2.45281	1.26E-04	3.1E-04	6.05E-04	1.87E-07	0.08	4.71E-02	7.25E-10	1.0E+06	7.2E-04
3	2.18043	1.26E-04	2.7E-04	6.05E-04	1.66E-07	0.08	4.71E-02	6.44E-10	1.0E+06	6.4E-04
4	1.89002	1.26E-04	2.4E-04	6.05E-04	1.44E-07	0.08	4.71E-02	5.58E-10	1.0E+06	5.6E-04
5	1.60078	1.26E-04	2.0E-04	6.05E-04	1.22E-07	0.08	4.71E-02	4.73E-10	1.0E+06	4.7E-04
6	1.32908	1.26E-04	1.7E-04	6.05E-04	1.01E-07	0.08	4.71E-02	3.93E-10	1.0E+06	3.9E-04
7	1.08169	1.26E-04	1.4E-04	6.05E-04	8.25E-08	0.08	4.71E-02	3.20E-10	1.0E+06	3.2E-04
8	0.86967	1.26E-04	1.1E-04	6.05E-04	6.63E-08	0.08	4.71E-02	2.57E-10	1.0E+06	2.6E-04
9	0.69568	1.26E-04	8.8E-05	6.05E-04	5.30E-08	0.08	4.71E-02	2.06E-10	1.0E+06	2.1E-04
10	0.55554	1.26E-04	7.0E-05	6.05E-04	4.24E-08	0.08	4.71E-02	1.64E-10	1.0E+06	1.6E-04
11	0.44341	1.26E-04	5.6E-05	6.05E-04	3.38E-08	0.08	4.71E-02	1.31E-10	1.0E+06	1.3E-04
12	0.35618	1.26E-04	4.5E-05	6.05E-04	2.72E-08	0.08	4.71E-02	1.05E-10	1.0E+06	1.1E-04
13	0.28961	1.26E-04	3.6E-05	6.05E-04	2.21E-08	0.08	4.71E-02	8.56E-11	1.0E+06	8.6E-05
14	0.20911	1.26E-04	2.6E-05	6.05E-04	1.59E-08	0.08	4.71E-02	6.18E-11	1.0E+06	6.2E-05
15	0.17473	1.26E-04	2.2E-05	6.05E-04	1.33E-08	0.08	4.71E-02	5.16E-11	1.0E+06	5.2E-05
16	0.1502	1.26E-04	1.9E-05	6.05E-04	1.15E-08	0.08	4.71E-02	4.44E-11	1.0E+06	4.4E-05
17	0.12412	1.26E-04	1.6E-05	6.05E-04	9.46E-09	0.08	4.71E-02	3.67E-11	1.0E+06	3.7E-05
18	0.11127	1.26E-04	1.4E-05	6.05E-04	8.48E-09	0.08	4.71E-02	3.29E-11	1.0E+06	3.3E-05
19	0.09495	1.26E-04	1.2E-05	6.05E-04	7.24E-09	0.08	4.71E-02	2.80E-11	1.0E+06	2.8E-05
20	0.08464	1.26E-04	1.1E-05	6.05E-04	6.45E-09	0.08	4.71E-02	2.50E-11	1.0E+06	2.5E-05
21	0.07382	1.26E-04	9.3E-06	6.05E-04	5.63E-09	0.08	4.71E-02	2.18E-11	1.0E+06	2.2E-05
22	1.1382	1.26E-04	1.4E-04	6.05E-04	8.68E-08	0.08	4.71E-02	3.36E-10	1.0E+06	3.4E-04
23	0.90394	1.26E-04	1.1E-04	6.05E-04	6.89E-08	0.08	4.71E-02	2.67E-10	1.0E+06	2.7E-04
24	0.71397	1.26E-04	9.0E-05	6.05E-04	5.44E-08	0.08	4.71E-02	2.11E-10	1.0E+06	2.1E-04
25	0.56397	1.26E-04	7.1E-05	6.05E-04	4.30E-08	0.08	4.71E-02	1.67E-10	1.0E+06	1.7E-04
26	0.44679	1.26E-04	5.6E-05	6.05E-04	3.41E-08	0.08	4.71E-02	1.32E-10	1.0E+06	1.3E-04
27	0.35656	1.26E-04	4.5E-05	6.05E-04	2.72E-08	0.08	4.71E-02	1.05E-10	1.0E+06	1.1E-04
28	0.2888	1.26E-04	3.6E-05	6.05E-04	2.20E-08	0.08	4.71E-02	8.53E-11	1.0E+06	8.5E-05
29	0.20967	1.26E-04	2.6E-05	6.05E-04	1.60E-08	0.08	4.71E-02	6.19E-11	1.0E+06	6.2E-05
30	0.17901	1.26E-04	2.3E-05	6.05E-04	1.36E-08	0.08	4.71E-02	5.29E-11	1.0E+06	5.3E-05
31	0.14564	1.26E-04	1.8E-05	6.05E-04	1.11E-08	0.08	4.71E-02	4.30E-11	1.0E+06	4.3E-05

Ventura Ranch

P2 (off) - Architectural Coating

							Cancer Risk from 2 to 16 years			
Receptor #	Conc	g/sec	Cair	Dose Constant	Dose	ED	Risk Constant	Risk	Constant 2	Risk/ Million
32	0.10804	1.26E-04	1.4E-05	6.05E-04	8.24E-09	0.08	4.71E-02	3.19E-11	1.0E+06	3.2E-05
33	0.10015	1.26E-04	1.3E-05	6.05E-04	7.64E-09	0.08	4.71E-02	2.96E-11	1.0E+06	3.0E-05
34	0.09791	1.26E-04	1.2E-05	6.05E-04	7.46E-09	0.08	4.71E-02	2.89E-11	1.0E+06	2.9E-05
35	0.24116	1.26E-04	3.0E-05	6.05E-04	1.84E-08	0.08	4.71E-02	7.12E-11	1.0E+06	7.1E-05
36	0.1816	1.26E-04	2.3E-05	6.05E-04	1.38E-08	0.08	4.71E-02	5.36E-11	1.0E+06	5.4E-05
37	3.28763	1.26E-04	4.1E-04	6.05E-04	2.51E-07	0.08	4.71E-02	9.71E-10	1.0E+06	9.7E-04
38	3.74805	1.26E-04	4.7E-04	6.05E-04	2.86E-07	0.08	4.71E-02	1.11E-09	1.0E+06	1.1E-03
39	4.09326	1.26E-04	5.2E-04	6.05E-04	3.12E-07	0.08	4.71E-02	1.21E-09	1.0E+06	1.2E-03
40	4.28623	1.26E-04	5.4E-04	6.05E-04	3.27E-07	0.08	4.71E-02	1.27E-09	1.0E+06	1.3E-03
41	3.48902	1.26E-04	4.4E-04	6.05E-04	2.66E-07	0.08	4.71E-02	1.03E-09	1.0E+06	1.0E-03
42	4.0661	1.26E-04	5.1E-04	6.05E-04	3.10E-07	0.08	4.71E-02	1.20E-09	1.0E+06	1.2E-03
43	4.53396	1.26E-04	5.7E-04	6.05E-04	3.46E-07	0.08	4.71E-02	1.34E-09	1.0E+06	1.3E-03
44	4.84596	1.26E-04	6.1E-04	6.05E-04	3.69E-07	0.08	4.71E-02	1.43E-09	1.0E+06	1.4E-03
45	4.94406	1.26E-04	6.2E-04	6.05E-04	3.77E-07	0.08	4.71E-02	1.46E-09	1.0E+06	1.5E-03
46	1.03832	1.26E-04	1.3E-04	6.05E-04	7.92E-08	0.08	4.71E-02	3.07E-10	1.0E+06	3.1E-04
47	0.77671	1.26E-04	9.8E-05	6.05E-04	5.92E-08	0.08	4.71E-02	2.29E-10	1.0E+06	2.3E-04
48	4.39031	1.26E-04	5.5E-04	6.05E-04	3.35E-07	0.08	4.71E-02	1.30E-09	1.0E+06	1.3E-03
49	5.04427	1.26E-04	6.4E-04	6.05E-04	3.85E-07	0.08	4.71E-02	1.49E-09	1.0E+06	1.5E-03
50	5.50611	1.26E-04	6.9E-04	6.05E-04	4.20E-07	0.08	4.71E-02	1.63E-09	1.0E+06	1.6E-03
51	5.65943	1.26E-04	7.1E-04	6.05E-04	4.31E-07	0.08	4.71E-02	1.67E-09	1.0E+06	1.7E-03
52	1.0692	1.26E-04	1.3E-04	6.05E-04	8.15E-08	0.08	4.71E-02	3.16E-10	1.0E+06	3.2E-04
53	0.78889	1.26E-04	9.9E-05	6.05E-04	6.01E-08	0.08	4.71E-02	2.33E-10	1.0E+06	2.3E-04
54	0.59197	1.26E-04	7.5E-05	6.05E-04	4.51E-08	0.08	4.71E-02	1.75E-10	1.0E+06	1.7E-04
55	5.52666	1.26E-04	7.0E-04	6.05E-04	4.21E-07	0.08	4.71E-02	1.63E-09	1.0E+06	1.6E-03
56	6.20812	1.26E-04	7.8E-04	6.05E-04	4.73E-07	0.08	4.71E-02	1.83E-09	1.0E+06	1.8E-03
57	6.50346	1.26E-04	8.2E-04	6.05E-04	4.96E-07	0.08	4.71E-02	1.92E-09	1.0E+06	1.9E-03
58	6.28506	1.26E-04	7.9E-04	6.05E-04	4.79E-07	0.08	4.71E-02	1.86E-09	1.0E+06	1.9E-03
59	1.09892	1.26E-04	1.4E-04	6.05E-04	8.38E-08	0.08	4.71E-02	3.25E-10	1.0E+06	3.2E-04
60	0.79995	1.26E-04	1.0E-04	6.05E-04	6.10E-08	0.08	4.71E-02	2.36E-10	1.0E+06	2.4E-04
61	0.59648	1.26E-04	7.5E-05	6.05E-04	4.55E-08	0.08	4.71E-02	1.76E-10	1.0E+06	1.8E-04
62	1.12768	1.26E-04	1.4E-04	6.05E-04	8.60E-08	0.08	4.71E-02	3.33E-10	1.0E+06	3.3E-04

Ventura Ranch

P2 (off) - Architectural Coating

		Cancer Risk from 2 to 16 years								
Receptor #	Conc	g/sec	Cair	Dose Constant	Dose	ED	Risk Constant	Risk	Constant 2	Risk/ Million
63	0.81133	1.26E-04	1.0E-04	6.05E-04	6.19E-08	0.08	4.71E-02	2.40E-10	1.0E+06	2.4E-04
64	0.60244	1.26E-04	7.6E-05	6.05E-04	4.59E-08	0.08	4.71E-02	1.78E-10	1.0E+06	1.8E-04
65	0.82505	1.26E-04	1.0E-04	6.05E-04	6.29E-08	0.08	4.71E-02	2.44E-10	1.0E+06	2.4E-04
66	5.64821	1.26E-04	7.1E-04	6.05E-04	4.31E-07	0.08	4.71E-02	1.67E-09	1.0E+06	1.7E-03
67	7.63444	1.26E-04	9.6E-04	6.05E-04	5.82E-07	0.08	4.71E-02	2.26E-09	1.0E+06	2.3E-03
68	0.20696	1.26E-04	2.6E-05	6.05E-04	1.58E-08	0.08	4.71E-02	6.11E-11	1.0E+06	6.1E-05
69	0.17795	1.26E-04	2.2E-05	6.05E-04	1.36E-08	0.08	4.71E-02	5.26E-11	1.0E+06	5.3E-05
70	0.15559	1.26E-04	2.0E-05	6.05E-04	1.19E-08	0.08	4.71E-02	4.60E-11	1.0E+06	4.6E-05
71	0.1398	1.26E-04	1.8E-05	6.05E-04	1.07E-08	0.08	4.71E-02	4.13E-11	1.0E+06	4.1E-05
72	5.8689	1.26E-04	7.4E-04	6.05E-04	4.47E-07	0.08	4.71E-02	1.73E-09	1.0E+06	1.7E-03
73	8.37324	1.26E-04	1.1E-03	6.05E-04	6.38E-07	0.08	4.71E-02	2.47E-09	1.0E+06	2.5E-03
74	0.26002	1.26E-04	3.3E-05	6.05E-04	1.98E-08	0.08	4.71E-02	7.68E-11	1.0E+06	7.7E-05
75	0.22429	1.26E-04	2.8E-05	6.05E-04	1.71E-08	0.08	4.71E-02	6.63E-11	1.0E+06	6.6E-05
76	0.19476	1.26E-04	2.5E-05	6.05E-04	1.48E-08	0.08	4.71E-02	5.75E-11	1.0E+06	5.8E-05
77	0.17103	1.26E-04	2.2E-05	6.05E-04	1.30E-08	0.08	4.71E-02	5.05E-11	1.0E+06	5.1E-05
78	0.15685	1.26E-04	2.0E-05	6.05E-04	1.20E-08	0.08	4.71E-02	4.63E-11	1.0E+06	4.6E-05
79	5.9337	1.26E-04	7.5E-04	6.05E-04	4.52E-07	0.08	4.71E-02	1.75E-09	1.0E+06	1.8E-03
80	9.0117	1.26E-04	1.1E-03	6.05E-04	6.87E-07	0.08	4.71E-02	2.66E-09	1.0E+06	2.7E-03
81	0.27585	1.26E-04	3.5E-05	6.05E-04	2.10E-08	0.08	4.71E-02	8.15E-11	1.0E+06	8.1E-05
82	0.24592	1.26E-04	3.1E-05	6.05E-04	1.87E-08	0.08	4.71E-02	7.26E-11	1.0E+06	7.3E-05
83	0.22239	1.26E-04	2.8E-05	6.05E-04	1.70E-08	0.08	4.71E-02	6.57E-11	1.0E+06	6.6E-05
84	0.20538	1.26E-04	2.6E-05	6.05E-04	1.57E-08	0.08	4.71E-02	6.07E-11	1.0E+06	6.1E-05
85	0.18295	1.26E-04	2.3E-05	6.05E-04	1.39E-08	0.08	4.71E-02	5.40E-11	1.0E+06	5.4E-05
86	5.86979	1.26E-04	7.4E-04	6.05E-04	4.47E-07	0.08	4.71E-02	1.73E-09	1.0E+06	1.7E-03
87	11.29043	1.26E-04	1.4E-03	6.05E-04	8.61E-07	0.08	4.71E-02	3.34E-09	1.0E+06	3.3E-03
88	0.28458	1.26E-04	3.6E-05	6.05E-04	2.17E-08	0.08	4.71E-02	8.41E-11	1.0E+06	8.4E-05
89	1.35694	1.26E-04	1.7E-04	6.05E-04	1.03E-07	0.08	4.71E-02	4.01E-10	1.0E+06	4.0E-04
90	0.89828	1.26E-04	1.1E-04	6.05E-04	6.85E-08	0.08	4.71E-02	2.65E-10	1.0E+06	2.7E-04
91	1.0402	1.26E-04	1.3E-04	6.05E-04	7.93E-08	0.08	4.71E-02	3.07E-10	1.0E+06	3.1E-04
92	1.23184	1.26E-04	1.6E-04	6.05E-04	9.39E-08	0.08	4.71E-02	3.64E-10	1.0E+06	3.6E-04
93	0.71697	1.26E-04	9.0E-05	6.05E-04	5.47E-08	0.08	4.71E-02	2.12E-10	1.0E+06	2.1E-04

Ventura Ranch
P2 (off) - Architectural Coating

							Cancer Risk from 2 to 16 years			
Receptor #	Conc	g/sec	Cair	Dose Constant	Dose	ED	Risk Constant	Risk	Constant 2	Risk/ Million
94	0.81776	1.26E-04	1.0E-04	6.05E-04	6.23E-08	0.08	4.71E-02	2.42E-10	1.0E+06	2.4E-04
95	0.95496	1.26E-04	1.2E-04	6.05E-04	7.28E-08	0.08	4.71E-02	2.82E-10	1.0E+06	2.8E-04
96	1.17738	1.26E-04	1.5E-04	6.05E-04	8.98E-08	0.08	4.71E-02	3.48E-10	1.0E+06	3.5E-04
97	1.51088	1.26E-04	1.9E-04	6.05E-04	1.15E-07	0.08	4.71E-02	4.46E-10	1.0E+06	4.5E-04
98	1.96239	1.26E-04	2.5E-04	6.05E-04	1.50E-07	0.08	4.71E-02	5.80E-10	1.0E+06	5.8E-04
99	0.57589	1.26E-04	7.3E-05	6.05E-04	4.39E-08	0.08	4.71E-02	1.70E-10	1.0E+06	1.7E-04
100	0.64935	1.26E-04	8.2E-05	6.05E-04	4.95E-08	0.08	4.71E-02	1.92E-10	1.0E+06	1.9E-04
101	0.75015	1.26E-04	9.5E-05	6.05E-04	5.72E-08	0.08	4.71E-02	2.22E-10	1.0E+06	2.2E-04
102	0.90412	1.26E-04	1.1E-04	6.05E-04	6.89E-08	0.08	4.71E-02	2.67E-10	1.0E+06	2.7E-04
103	1.12369	1.26E-04	1.4E-04	6.05E-04	8.57E-08	0.08	4.71E-02	3.32E-10	1.0E+06	3.3E-04
104	1.43944	1.26E-04	1.8E-04	6.05E-04	1.10E-07	0.08	4.71E-02	4.25E-10	1.0E+06	4.3E-04
105	1.89717	1.26E-04	2.4E-04	6.05E-04	1.45E-07	0.08	4.71E-02	5.60E-10	1.0E+06	5.6E-04
106	2.57967	1.26E-04	3.3E-04	6.05E-04	1.97E-07	0.08	4.71E-02	7.62E-10	1.0E+06	7.6E-04
107	3.66549	1.26E-04	4.6E-04	6.05E-04	2.79E-07	0.08	4.71E-02	1.08E-09	1.0E+06	1.1E-03
108	7.55576	1.26E-04	9.5E-04	6.05E-04	5.76E-07	0.08	4.71E-02	2.23E-09	1.0E+06	2.2E-03
109	0.46559	1.26E-04	5.9E-05	6.05E-04	3.55E-08	0.08	4.71E-02	1.38E-10	1.0E+06	1.4E-04
110	0.52078	1.26E-04	6.6E-05	6.05E-04	3.97E-08	0.08	4.71E-02	1.54E-10	1.0E+06	1.5E-04
111	0.59879	1.26E-04	7.5E-05	6.05E-04	4.57E-08	0.08	4.71E-02	1.77E-10	1.0E+06	1.8E-04
112	0.71286	1.26E-04	9.0E-05	6.05E-04	5.43E-08	0.08	4.71E-02	2.11E-10	1.0E+06	2.1E-04
113	0.85389	1.26E-04	1.1E-04	6.05E-04	6.51E-08	0.08	4.71E-02	2.52E-10	1.0E+06	2.5E-04
114	1.03989	1.26E-04	1.3E-04	6.05E-04	7.93E-08	0.08	4.71E-02	3.07E-10	1.0E+06	3.1E-04
115	1.29119	1.26E-04	1.6E-04	6.05E-04	9.84E-08	0.08	4.71E-02	3.81E-10	1.0E+06	3.8E-04
116	1.62947	1.26E-04	2.1E-04	6.05E-04	1.24E-07	0.08	4.71E-02	4.81E-10	1.0E+06	4.8E-04
117	2.14906	1.26E-04	2.7E-04	6.05E-04	1.64E-07	0.08	4.71E-02	6.35E-10	1.0E+06	6.3E-04
118	3.06871	1.26E-04	3.9E-04	6.05E-04	2.34E-07	0.08	4.71E-02	9.07E-10	1.0E+06	9.1E-04
119	4.20528	1.26E-04	5.3E-04	6.05E-04	3.21E-07	0.08	4.71E-02	1.24E-09	1.0E+06	1.2E-03
120	4.74847	1.26E-04	6.0E-04	6.05E-04	3.62E-07	0.08	4.71E-02	1.40E-09	1.0E+06	1.4E-03
121	4.65956	1.26E-04	5.9E-04	6.05E-04	3.55E-07	0.08	4.71E-02	1.38E-09	1.0E+06	1.4E-03
122	4.34494	1.26E-04	5.5E-04	6.05E-04	3.31E-07	0.08	4.71E-02	1.28E-09	1.0E+06	1.3E-03
123	0.38191	1.26E-04	4.8E-05	6.05E-04	2.91E-08	0.08	4.71E-02	1.13E-10	1.0E+06	1.1E-04
124	0.42544	1.26E-04	5.4E-05	6.05E-04	3.24E-08	0.08	4.71E-02	1.26E-10	1.0E+06	1.3E-04

Ventura Ranch

P2 (off) - Architectural Coating

		Cancer Risk from 2 to 16 years								
Receptor #	Conc	g/sec	Cair	Dose Constant	Dose	ED	Risk Constant	Risk	Constant 2	Risk/ Million
125	0.48559	1.26E-04	6.1E-05	6.05E-04	3.70E-08	0.08	4.71E-02	1.43E-10	1.0E+06	1.4E-04
126	0.56771	1.26E-04	7.2E-05	6.05E-04	4.33E-08	0.08	4.71E-02	1.68E-10	1.0E+06	1.7E-04
127	0.66386	1.26E-04	8.4E-05	6.05E-04	5.06E-08	0.08	4.71E-02	1.96E-10	1.0E+06	2.0E-04
128	0.78651	1.26E-04	9.9E-05	6.05E-04	6.00E-08	0.08	4.71E-02	2.32E-10	1.0E+06	2.3E-04
129	0.9439	1.26E-04	1.2E-04	6.05E-04	7.20E-08	0.08	4.71E-02	2.79E-10	1.0E+06	2.8E-04
130	1.13772	1.26E-04	1.4E-04	6.05E-04	8.67E-08	0.08	4.71E-02	3.36E-10	1.0E+06	3.4E-04
131	1.42938	1.26E-04	1.8E-04	6.05E-04	1.09E-07	0.08	4.71E-02	4.22E-10	1.0E+06	4.2E-04
132	1.80365	1.26E-04	2.3E-04	6.05E-04	1.38E-07	0.08	4.71E-02	5.33E-10	1.0E+06	5.3E-04
133	2.25285	1.26E-04	2.8E-04	6.05E-04	1.72E-07	0.08	4.71E-02	6.65E-10	1.0E+06	6.7E-04
134	2.66562	1.26E-04	3.4E-04	6.05E-04	2.03E-07	0.08	4.71E-02	7.87E-10	1.0E+06	7.9E-04
135	2.89866	1.26E-04	3.7E-04	6.05E-04	2.21E-07	0.08	4.71E-02	8.56E-10	1.0E+06	8.6E-04
136	2.93598	1.26E-04	3.7E-04	6.05E-04	2.24E-07	0.08	4.71E-02	8.67E-10	1.0E+06	8.7E-04
137	2.8992	1.26E-04	3.7E-04	6.05E-04	2.21E-07	0.08	4.71E-02	8.56E-10	1.0E+06	8.6E-04
138	2.77545	1.26E-04	3.5E-04	6.05E-04	2.12E-07	0.08	4.71E-02	8.20E-10	1.0E+06	8.2E-04
139	0.3192	1.26E-04	4.0E-05	6.05E-04	2.43E-08	0.08	4.71E-02	9.43E-11	1.0E+06	9.4E-05
140	0.35456	1.26E-04	4.5E-05	6.05E-04	2.70E-08	0.08	4.71E-02	1.05E-10	1.0E+06	1.0E-04
141	0.40133	1.26E-04	5.1E-05	6.05E-04	3.06E-08	0.08	4.71E-02	1.19E-10	1.0E+06	1.2E-04
142	0.462	1.26E-04	5.8E-05	6.05E-04	3.52E-08	0.08	4.71E-02	1.36E-10	1.0E+06	1.4E-04
143	0.53188	1.26E-04	6.7E-05	6.05E-04	4.05E-08	0.08	4.71E-02	1.57E-10	1.0E+06	1.6E-04
144	0.62005	1.26E-04	7.8E-05	6.05E-04	4.73E-08	0.08	4.71E-02	1.83E-10	1.0E+06	1.8E-04
145	0.71876	1.26E-04	9.1E-05	6.05E-04	5.48E-08	0.08	4.71E-02	2.12E-10	1.0E+06	2.1E-04
146	0.8542	1.26E-04	1.1E-04	6.05E-04	6.51E-08	0.08	4.71E-02	2.52E-10	1.0E+06	2.5E-04
147	1.02873	1.26E-04	1.3E-04	6.05E-04	7.84E-08	0.08	4.71E-02	3.04E-10	1.0E+06	3.0E-04
148	1.21184	1.26E-04	1.5E-04	6.05E-04	9.24E-08	0.08	4.71E-02	3.58E-10	1.0E+06	3.6E-04
149	1.43703	1.26E-04	1.8E-04	6.05E-04	1.10E-07	0.08	4.71E-02	4.25E-10	1.0E+06	4.2E-04
150	1.67726	1.26E-04	2.1E-04	6.05E-04	1.28E-07	0.08	4.71E-02	4.95E-10	1.0E+06	5.0E-04
151	1.81643	1.26E-04	2.3E-04	6.05E-04	1.38E-07	0.08	4.71E-02	5.37E-10	1.0E+06	5.4E-04
152	1.92328	1.26E-04	2.4E-04	6.05E-04	1.47E-07	0.08	4.71E-02	5.68E-10	1.0E+06	5.7E-04
153	2.02928	1.26E-04	2.6E-04	6.05E-04	1.55E-07	0.08	4.71E-02	5.99E-10	1.0E+06	6.0E-04
154	2.03429	1.26E-04	2.6E-04	6.05E-04	1.55E-07	0.08	4.71E-02	6.01E-10	1.0E+06	6.0E-04
155	0.27166	1.26E-04	3.4E-05	6.05E-04	2.07E-08	0.08	4.71E-02	8.02E-11	1.0E+06	8.0E-05

Ventura Ranch

P2 (off) - Architectural Coating

		Cancer Risk from 2 to 16 years								
Receptor #	Conc	g/sec	Cair	Dose Constant	Dose	ED	Risk Constant	Risk	Constant 2	Risk/ Million
156	0.30103	1.26E-04	3.8E-05	6.05E-04	2.29E-08	0.08	4.71E-02	8.89E-11	1.0E+06	8.9E-05
157	0.33835	1.26E-04	4.3E-05	6.05E-04	2.58E-08	0.08	4.71E-02	9.99E-11	1.0E+06	1.0E-04
158	0.38486	1.26E-04	4.8E-05	6.05E-04	2.93E-08	0.08	4.71E-02	1.14E-10	1.0E+06	1.1E-04
159	0.43852	1.26E-04	5.5E-05	6.05E-04	3.34E-08	0.08	4.71E-02	1.30E-10	1.0E+06	1.3E-04
160	0.50516	1.26E-04	6.4E-05	6.05E-04	3.85E-08	0.08	4.71E-02	1.49E-10	1.0E+06	1.5E-04
161	0.5733	1.26E-04	7.2E-05	6.05E-04	4.37E-08	0.08	4.71E-02	1.69E-10	1.0E+06	1.7E-04
162	0.66758	1.26E-04	8.4E-05	6.05E-04	5.09E-08	0.08	4.71E-02	1.97E-10	1.0E+06	2.0E-04
163	0.7808	1.26E-04	9.8E-05	6.05E-04	5.95E-08	0.08	4.71E-02	2.31E-10	1.0E+06	2.3E-04
164	0.8917	1.26E-04	1.1E-04	6.05E-04	6.80E-08	0.08	4.71E-02	2.63E-10	1.0E+06	2.6E-04
165	1.00632	1.26E-04	1.3E-04	6.05E-04	7.67E-08	0.08	4.71E-02	2.97E-10	1.0E+06	3.0E-04
166	1.14699	1.26E-04	1.4E-04	6.05E-04	8.74E-08	0.08	4.71E-02	3.39E-10	1.0E+06	3.4E-04
167	1.24944	1.26E-04	1.6E-04	6.05E-04	9.53E-08	0.08	4.71E-02	3.69E-10	1.0E+06	3.7E-04
168	1.32055	1.26E-04	1.7E-04	6.05E-04	1.01E-07	0.08	4.71E-02	3.90E-10	1.0E+06	3.9E-04
169	1.42195	1.26E-04	1.8E-04	6.05E-04	1.08E-07	0.08	4.71E-02	4.20E-10	1.0E+06	4.2E-04
170	1.46458	1.26E-04	1.8E-04	6.05E-04	1.12E-07	0.08	4.71E-02	4.33E-10	1.0E+06	4.3E-04
171	0.23527	1.26E-04	3.0E-05	6.05E-04	1.79E-08	0.08	4.71E-02	6.95E-11	1.0E+06	6.9E-05
172	0.26006	1.26E-04	3.3E-05	6.05E-04	1.98E-08	0.08	4.71E-02	7.68E-11	1.0E+06	7.7E-05
173	0.2905	1.26E-04	3.7E-05	6.05E-04	2.21E-08	0.08	4.71E-02	8.58E-11	1.0E+06	8.6E-05
174	0.32735	1.26E-04	4.1E-05	6.05E-04	2.50E-08	0.08	4.71E-02	9.67E-11	1.0E+06	9.7E-05
175	0.36992	1.26E-04	4.7E-05	6.05E-04	2.82E-08	0.08	4.71E-02	1.09E-10	1.0E+06	1.1E-04
176	0.42168	1.26E-04	5.3E-05	6.05E-04	3.21E-08	0.08	4.71E-02	1.25E-10	1.0E+06	1.2E-04
177	0.46987	1.26E-04	5.9E-05	6.05E-04	3.58E-08	0.08	4.71E-02	1.39E-10	1.0E+06	1.4E-04
178	0.53603	1.26E-04	6.8E-05	6.05E-04	4.09E-08	0.08	4.71E-02	1.58E-10	1.0E+06	1.6E-04
179	0.61312	1.26E-04	7.7E-05	6.05E-04	4.67E-08	0.08	4.71E-02	1.81E-10	1.0E+06	1.8E-04
180	0.67964	1.26E-04	8.6E-05	6.05E-04	5.18E-08	0.08	4.71E-02	2.01E-10	1.0E+06	2.0E-04
181	0.75324	1.26E-04	9.5E-05	6.05E-04	5.74E-08	0.08	4.71E-02	2.23E-10	1.0E+06	2.2E-04
182	0.843	1.26E-04	1.1E-04	6.05E-04	6.43E-08	0.08	4.71E-02	2.49E-10	1.0E+06	2.5E-04
183	0.91	1.26E-04	1.1E-04	6.05E-04	6.94E-08	0.08	4.71E-02	2.69E-10	1.0E+06	2.7E-04
184	0.95552	1.26E-04	1.2E-04	6.05E-04	7.28E-08	0.08	4.71E-02	2.82E-10	1.0E+06	2.8E-04
185	1.03132	1.26E-04	1.3E-04	6.05E-04	7.86E-08	0.08	4.71E-02	3.05E-10	1.0E+06	3.0E-04
186	1.07243	1.26E-04	1.4E-04	6.05E-04	8.18E-08	0.08	4.71E-02	3.17E-10	1.0E+06	3.2E-04

Ventura Ranch

P2 (off) - Architectural Coating

		Cancer Risk from 2 to 16 years								
Receptor #	Conc	g/sec	Cair	Dose Constant	Dose	ED	Risk Constant	Risk	Constant 2	Risk/ Million
187	0.20692	1.26E-04	2.6E-05	6.05E-04	1.58E-08	0.08	4.71E-02	6.11E-11	1.0E+06	6.1E-05
188	0.22817	1.26E-04	2.9E-05	6.05E-04	1.74E-08	0.08	4.71E-02	6.74E-11	1.0E+06	6.7E-05
189	0.25347	1.26E-04	3.2E-05	6.05E-04	1.93E-08	0.08	4.71E-02	7.49E-11	1.0E+06	7.5E-05
190	0.28317	1.26E-04	3.6E-05	6.05E-04	2.16E-08	0.08	4.71E-02	8.36E-11	1.0E+06	8.4E-05
191	0.31751	1.26E-04	4.0E-05	6.05E-04	2.42E-08	0.08	4.71E-02	9.38E-11	1.0E+06	9.4E-05
192	0.35828	1.26E-04	4.5E-05	6.05E-04	2.73E-08	0.08	4.71E-02	1.06E-10	1.0E+06	1.1E-04
193	0.39144	1.26E-04	4.9E-05	6.05E-04	2.98E-08	0.08	4.71E-02	1.16E-10	1.0E+06	1.2E-04
194	0.43928	1.26E-04	5.5E-05	6.05E-04	3.35E-08	0.08	4.71E-02	1.30E-10	1.0E+06	1.3E-04
195	0.49478	1.26E-04	6.2E-05	6.05E-04	3.77E-08	0.08	4.71E-02	1.46E-10	1.0E+06	1.5E-04
196	0.54015	1.26E-04	6.8E-05	6.05E-04	4.12E-08	0.08	4.71E-02	1.60E-10	1.0E+06	1.6E-04
197	0.58835	1.26E-04	7.4E-05	6.05E-04	4.49E-08	0.08	4.71E-02	1.74E-10	1.0E+06	1.7E-04
198	0.64887	1.26E-04	8.2E-05	6.05E-04	4.95E-08	0.08	4.71E-02	1.92E-10	1.0E+06	1.9E-04
199	0.69462	1.26E-04	8.8E-05	6.05E-04	5.30E-08	0.08	4.71E-02	2.05E-10	1.0E+06	2.1E-04
200	0.7197	1.26E-04	9.1E-05	6.05E-04	5.49E-08	0.08	4.71E-02	2.13E-10	1.0E+06	2.1E-04
201	0.77778	1.26E-04	9.8E-05	6.05E-04	5.93E-08	0.08	4.71E-02	2.30E-10	1.0E+06	2.3E-04
202	0.81237	1.26E-04	1.0E-04	6.05E-04	6.19E-08	0.08	4.71E-02	2.40E-10	1.0E+06	2.4E-04
203	0.18442	1.26E-04	2.3E-05	6.05E-04	1.41E-08	0.08	4.71E-02	5.45E-11	1.0E+06	5.4E-05
204	0.20275	1.26E-04	2.6E-05	6.05E-04	1.55E-08	0.08	4.71E-02	5.99E-11	1.0E+06	6.0E-05
205	0.22392	1.26E-04	2.8E-05	6.05E-04	1.71E-08	0.08	4.71E-02	6.61E-11	1.0E+06	6.6E-05
206	0.24704	1.26E-04	3.1E-05	6.05E-04	1.88E-08	0.08	4.71E-02	7.30E-11	1.0E+06	7.3E-05
207	0.27451	1.26E-04	3.5E-05	6.05E-04	2.09E-08	0.08	4.71E-02	8.11E-11	1.0E+06	8.1E-05
208	0.30579	1.26E-04	3.9E-05	6.05E-04	2.33E-08	0.08	4.71E-02	9.03E-11	1.0E+06	9.0E-05
209	0.33149	1.26E-04	4.2E-05	6.05E-04	2.53E-08	0.08	4.71E-02	9.79E-11	1.0E+06	9.8E-05
210	0.36798	1.26E-04	4.6E-05	6.05E-04	2.81E-08	0.08	4.71E-02	1.09E-10	1.0E+06	1.1E-04
211	0.40683	1.26E-04	5.1E-05	6.05E-04	3.10E-08	0.08	4.71E-02	1.20E-10	1.0E+06	1.2E-04
212	0.44112	1.26E-04	5.6E-05	6.05E-04	3.36E-08	0.08	4.71E-02	1.30E-10	1.0E+06	1.3E-04
213	0.47606	1.26E-04	6.0E-05	6.05E-04	3.63E-08	0.08	4.71E-02	1.41E-10	1.0E+06	1.4E-04
214	0.51866	1.26E-04	6.5E-05	6.05E-04	3.95E-08	0.08	4.71E-02	1.53E-10	1.0E+06	1.5E-04
215	0.54879	1.26E-04	6.9E-05	6.05E-04	4.18E-08	0.08	4.71E-02	1.62E-10	1.0E+06	1.6E-04
216	0.56106	1.26E-04	7.1E-05	6.05E-04	4.28E-08	0.08	4.71E-02	1.66E-10	1.0E+06	1.7E-04
217	0.60529	1.26E-04	7.6E-05	6.05E-04	4.61E-08	0.08	4.71E-02	1.79E-10	1.0E+06	1.8E-04

Ventura Ranch

P2 (off) - Architectural Coating

		Cancer Risk from 2 to 16 years								
Receptor #	Conc	g/sec	Cair	Dose Constant	Dose	ED	Risk Constant	Risk	Constant 2	Risk/ Million
218	0.63677	1.26E-04	8.0E-05	6.05E-04	4.85E-08	0.08	4.71E-02	1.88E-10	1.0E+06	1.9E-04
219	0.1662	1.26E-04	2.1E-05	6.05E-04	1.27E-08	0.08	4.71E-02	4.91E-11	1.0E+06	4.9E-05
220	0.182	1.26E-04	2.3E-05	6.05E-04	1.39E-08	0.08	4.71E-02	5.38E-11	1.0E+06	5.4E-05
221	0.19985	1.26E-04	2.5E-05	6.05E-04	1.52E-08	0.08	4.71E-02	5.90E-11	1.0E+06	5.9E-05
222	0.21776	1.26E-04	2.7E-05	6.05E-04	1.66E-08	0.08	4.71E-02	6.43E-11	1.0E+06	6.4E-05
223	0.23948	1.26E-04	3.0E-05	6.05E-04	1.83E-08	0.08	4.71E-02	7.07E-11	1.0E+06	7.1E-05
224	0.26392	1.26E-04	3.3E-05	6.05E-04	2.01E-08	0.08	4.71E-02	7.80E-11	1.0E+06	7.8E-05
225	0.28532	1.26E-04	3.6E-05	6.05E-04	2.18E-08	0.08	4.71E-02	8.43E-11	1.0E+06	8.4E-05
226	0.31204	1.26E-04	3.9E-05	6.05E-04	2.38E-08	0.08	4.71E-02	9.22E-11	1.0E+06	9.2E-05
227	0.34107	1.26E-04	4.3E-05	6.05E-04	2.60E-08	0.08	4.71E-02	1.01E-10	1.0E+06	1.0E-04
228	0.3673	1.26E-04	4.6E-05	6.05E-04	2.80E-08	0.08	4.71E-02	1.09E-10	1.0E+06	1.1E-04
229	0.39557	1.26E-04	5.0E-05	6.05E-04	3.02E-08	0.08	4.71E-02	1.17E-10	1.0E+06	1.2E-04
230	0.4251	1.26E-04	5.4E-05	6.05E-04	3.24E-08	0.08	4.71E-02	1.26E-10	1.0E+06	1.3E-04
231	0.43538	1.26E-04	5.5E-05	6.05E-04	3.32E-08	0.08	4.71E-02	1.29E-10	1.0E+06	1.3E-04
232	0.4489	1.26E-04	5.7E-05	6.05E-04	3.42E-08	0.08	4.71E-02	1.33E-10	1.0E+06	1.3E-04
233	0.48387	1.26E-04	6.1E-05	6.05E-04	3.69E-08	0.08	4.71E-02	1.43E-10	1.0E+06	1.4E-04
234	0.50869	1.26E-04	6.4E-05	6.05E-04	3.88E-08	0.08	4.71E-02	1.50E-10	1.0E+06	1.5E-04
235	0.1511	1.26E-04	1.9E-05	6.05E-04	1.15E-08	0.08	4.71E-02	4.46E-11	1.0E+06	4.5E-05
236	0.16473	1.26E-04	2.1E-05	6.05E-04	1.26E-08	0.08	4.71E-02	4.87E-11	1.0E+06	4.9E-05
237	0.17982	1.26E-04	2.3E-05	6.05E-04	1.37E-08	0.08	4.71E-02	5.31E-11	1.0E+06	5.3E-05
238	0.19418	1.26E-04	2.4E-05	6.05E-04	1.48E-08	0.08	4.71E-02	5.74E-11	1.0E+06	5.7E-05
239	0.21097	1.26E-04	2.7E-05	6.05E-04	1.61E-08	0.08	4.71E-02	6.23E-11	1.0E+06	6.2E-05
240	0.23092	1.26E-04	2.9E-05	6.05E-04	1.76E-08	0.08	4.71E-02	6.82E-11	1.0E+06	6.8E-05
241	0.24939	1.26E-04	3.1E-05	6.05E-04	1.90E-08	0.08	4.71E-02	7.37E-11	1.0E+06	7.4E-05
242	0.26789	1.26E-04	3.4E-05	6.05E-04	2.04E-08	0.08	4.71E-02	7.91E-11	1.0E+06	7.9E-05
243	0.29112	1.26E-04	3.7E-05	6.05E-04	2.22E-08	0.08	4.71E-02	8.60E-11	1.0E+06	8.6E-05
244	0.31187	1.26E-04	3.9E-05	6.05E-04	2.38E-08	0.08	4.71E-02	9.21E-11	1.0E+06	9.2E-05
245	0.33412	1.26E-04	4.2E-05	6.05E-04	2.55E-08	0.08	4.71E-02	9.87E-11	1.0E+06	9.9E-05
246	0.35511	1.26E-04	4.5E-05	6.05E-04	2.71E-08	0.08	4.71E-02	1.05E-10	1.0E+06	1.0E-04
247	0.34818	1.26E-04	4.4E-05	6.05E-04	2.65E-08	0.08	4.71E-02	1.03E-10	1.0E+06	1.0E-04
248	0.36907	1.26E-04	4.7E-05	6.05E-04	2.81E-08	0.08	4.71E-02	1.09E-10	1.0E+06	1.1E-04

Ventura Ranch

P2 (off) - Architectural Coating

		Cancer Risk from 2 to 16 years								
Receptor #	Conc	g/sec	Cair	Dose Constant	Dose	ED	Risk Constant	Risk	Constant 2	Risk/ Million
249	0.39407	1.26E-04	5.0E-05	6.05E-04	3.00E-08	0.08	4.71E-02	1.16E-10	1.0E+06	1.2E-04
250	0.41392	1.26E-04	5.2E-05	6.05E-04	3.16E-08	0.08	4.71E-02	1.22E-10	1.0E+06	1.2E-04
251	0.13831	1.26E-04	1.7E-05	6.05E-04	1.05E-08	0.08	4.71E-02	4.09E-11	1.0E+06	4.1E-05
252	0.15008	1.26E-04	1.9E-05	6.05E-04	1.14E-08	0.08	4.71E-02	4.43E-11	1.0E+06	4.4E-05
253	0.16286	1.26E-04	2.1E-05	6.05E-04	1.24E-08	0.08	4.71E-02	4.81E-11	1.0E+06	4.8E-05
254	0.17531	1.26E-04	2.2E-05	6.05E-04	1.34E-08	0.08	4.71E-02	5.18E-11	1.0E+06	5.2E-05
255	0.18755	1.26E-04	2.4E-05	6.05E-04	1.43E-08	0.08	4.71E-02	5.54E-11	1.0E+06	5.5E-05
256	0.20414	1.26E-04	2.6E-05	6.05E-04	1.56E-08	0.08	4.71E-02	6.03E-11	1.0E+06	6.0E-05
257	0.21999	1.26E-04	2.8E-05	6.05E-04	1.68E-08	0.08	4.71E-02	6.50E-11	1.0E+06	6.5E-05
258	0.2336	1.26E-04	2.9E-05	6.05E-04	1.78E-08	0.08	4.71E-02	6.90E-11	1.0E+06	6.9E-05
259	0.25125	1.26E-04	3.2E-05	6.05E-04	1.92E-08	0.08	4.71E-02	7.42E-11	1.0E+06	7.4E-05
260	0.2675	1.26E-04	3.4E-05	6.05E-04	2.04E-08	0.08	4.71E-02	7.90E-11	1.0E+06	7.9E-05
261	0.28379	1.26E-04	3.6E-05	6.05E-04	2.16E-08	0.08	4.71E-02	8.38E-11	1.0E+06	8.4E-05
262	0.30025	1.26E-04	3.8E-05	6.05E-04	2.29E-08	0.08	4.71E-02	8.87E-11	1.0E+06	8.9E-05
263	0.29081	1.26E-04	3.7E-05	6.05E-04	2.22E-08	0.08	4.71E-02	8.59E-11	1.0E+06	8.6E-05
264	0.31133	1.26E-04	3.9E-05	6.05E-04	2.37E-08	0.08	4.71E-02	9.20E-11	1.0E+06	9.2E-05
265	0.32328	1.26E-04	4.1E-05	6.05E-04	2.46E-08	0.08	4.71E-02	9.55E-11	1.0E+06	9.5E-05
266	0.33711	1.26E-04	4.2E-05	6.05E-04	2.57E-08	0.08	4.71E-02	9.96E-11	1.0E+06	1.0E-04
267	0.12727	1.26E-04	1.6E-05	6.05E-04	9.70E-09	0.08	4.71E-02	3.76E-11	1.0E+06	3.8E-05
268	0.13747	1.26E-04	1.7E-05	6.05E-04	1.05E-08	0.08	4.71E-02	4.06E-11	1.0E+06	4.1E-05
269	0.14834	1.26E-04	1.9E-05	6.05E-04	1.13E-08	0.08	4.71E-02	4.38E-11	1.0E+06	4.4E-05
270	0.15957	1.26E-04	2.0E-05	6.05E-04	1.22E-08	0.08	4.71E-02	4.71E-11	1.0E+06	4.7E-05
271	0.16831	1.26E-04	2.1E-05	6.05E-04	1.28E-08	0.08	4.71E-02	4.97E-11	1.0E+06	5.0E-05
272	0.18168	1.26E-04	2.3E-05	6.05E-04	1.39E-08	0.08	4.71E-02	5.37E-11	1.0E+06	5.4E-05
273	0.1972	1.26E-04	2.5E-05	6.05E-04	1.50E-08	0.08	4.71E-02	5.83E-11	1.0E+06	5.8E-05
274	0.20799	1.26E-04	2.6E-05	6.05E-04	1.59E-08	0.08	4.71E-02	6.14E-11	1.0E+06	6.1E-05
275	0.21887	1.26E-04	2.8E-05	6.05E-04	1.67E-08	0.08	4.71E-02	6.47E-11	1.0E+06	6.5E-05
276	0.23275	1.26E-04	2.9E-05	6.05E-04	1.77E-08	0.08	4.71E-02	6.88E-11	1.0E+06	6.9E-05
277	0.24032	1.26E-04	3.0E-05	6.05E-04	1.83E-08	0.08	4.71E-02	7.10E-11	1.0E+06	7.1E-05
278	0.24547	1.26E-04	3.1E-05	6.05E-04	1.87E-08	0.08	4.71E-02	7.25E-11	1.0E+06	7.3E-05
279	0.25337	1.26E-04	3.2E-05	6.05E-04	1.93E-08	0.08	4.71E-02	7.48E-11	1.0E+06	7.5E-05

Ventura Ranch
P2 (off) - Architectural Coating

		Cancer Risk from 2 to 16 years								
Receptor #	Conc	g/sec	Cair	Dose Constant	Dose	ED	Risk Constant	Risk	Constant 2	Risk/ Million
280	0.26826	1.26E-04	3.4E-05	6.05E-04	2.05E-08	0.08	4.71E-02	7.92E-11	1.0E+06	7.9E-05
281	0.27669	1.26E-04	3.5E-05	6.05E-04	2.11E-08	0.08	4.71E-02	8.17E-11	1.0E+06	8.2E-05
282	0.29017	1.26E-04	3.7E-05	6.05E-04	2.21E-08	0.08	4.71E-02	8.57E-11	1.0E+06	8.6E-05
283	0.11754	1.26E-04	1.5E-05	6.05E-04	8.96E-09	0.08	4.71E-02	3.47E-11	1.0E+06	3.5E-05
284	0.12648	1.26E-04	1.6E-05	6.05E-04	9.64E-09	0.08	4.71E-02	3.74E-11	1.0E+06	3.7E-05
285	0.13576	1.26E-04	1.7E-05	6.05E-04	1.03E-08	0.08	4.71E-02	4.01E-11	1.0E+06	4.0E-05
286	0.14545	1.26E-04	1.8E-05	6.05E-04	1.11E-08	0.08	4.71E-02	4.30E-11	1.0E+06	4.3E-05
287	0.15291	1.26E-04	1.9E-05	6.05E-04	1.17E-08	0.08	4.71E-02	4.52E-11	1.0E+06	4.5E-05
288	0.16502	1.26E-04	2.1E-05	6.05E-04	1.26E-08	0.08	4.71E-02	4.87E-11	1.0E+06	4.9E-05
289	0.17663	1.26E-04	2.2E-05	6.05E-04	1.35E-08	0.08	4.71E-02	5.22E-11	1.0E+06	5.2E-05
290	0.1872	1.26E-04	2.4E-05	6.05E-04	1.43E-08	0.08	4.71E-02	5.53E-11	1.0E+06	5.5E-05
291	0.19374	1.26E-04	2.4E-05	6.05E-04	1.48E-08	0.08	4.71E-02	5.72E-11	1.0E+06	5.7E-05
292	0.20468	1.26E-04	2.6E-05	6.05E-04	1.56E-08	0.08	4.71E-02	6.05E-11	1.0E+06	6.0E-05
293	0.21078	1.26E-04	2.7E-05	6.05E-04	1.61E-08	0.08	4.71E-02	6.23E-11	1.0E+06	6.2E-05
294	0.21639	1.26E-04	2.7E-05	6.05E-04	1.65E-08	0.08	4.71E-02	6.39E-11	1.0E+06	6.4E-05
295	0.22364	1.26E-04	2.8E-05	6.05E-04	1.70E-08	0.08	4.71E-02	6.61E-11	1.0E+06	6.6E-05
296	0.23378	1.26E-04	2.9E-05	6.05E-04	1.78E-08	0.08	4.71E-02	6.91E-11	1.0E+06	6.9E-05
297	0.2417	1.26E-04	3.0E-05	6.05E-04	1.84E-08	0.08	4.71E-02	7.14E-11	1.0E+06	7.1E-05
298	0.25102	1.26E-04	3.2E-05	6.05E-04	1.91E-08	0.08	4.71E-02	7.42E-11	1.0E+06	7.4E-05
299	0.11686	1.26E-04	1.5E-05	6.05E-04	8.91E-09	0.08	4.71E-02	3.45E-11	1.0E+06	3.5E-05
300	0.12479	1.26E-04	1.6E-05	6.05E-04	9.51E-09	0.08	4.71E-02	3.69E-11	1.0E+06	3.7E-05
301	0.13325	1.26E-04	1.7E-05	6.05E-04	1.02E-08	0.08	4.71E-02	3.94E-11	1.0E+06	3.9E-05
302	0.14135	1.26E-04	1.8E-05	6.05E-04	1.08E-08	0.08	4.71E-02	4.18E-11	1.0E+06	4.2E-05
303	0.14895	1.26E-04	1.9E-05	6.05E-04	1.14E-08	0.08	4.71E-02	4.40E-11	1.0E+06	4.4E-05
304	0.15926	1.26E-04	2.0E-05	6.05E-04	1.21E-08	0.08	4.71E-02	4.70E-11	1.0E+06	4.7E-05
305	0.16787	1.26E-04	2.1E-05	6.05E-04	1.28E-08	0.08	4.71E-02	4.96E-11	1.0E+06	5.0E-05
306	0.17495	1.26E-04	2.2E-05	6.05E-04	1.33E-08	0.08	4.71E-02	5.17E-11	1.0E+06	5.2E-05
307	0.18228	1.26E-04	2.3E-05	6.05E-04	1.39E-08	0.08	4.71E-02	5.38E-11	1.0E+06	5.4E-05
308	0.18799	1.26E-04	2.4E-05	6.05E-04	1.43E-08	0.08	4.71E-02	5.55E-11	1.0E+06	5.6E-05

Ventura Ranch

P2 (off) - Architectural Coating

		Cancer Risk from 2 to 16 years								
Receptor #	Conc	g/sec	Cair	Dose Constant	Dose	ED	Risk Constant	Risk	Constant 2	Risk/ Million
309	0.1908	1.26E-04	2.4E-05	6.05E-04	1.45E-08	0.08	4.71E-02	5.64E-11	1.0E+06	5.6E-05
310	0.197	1.26E-04	2.5E-05	6.05E-04	1.50E-08	0.08	4.71E-02	5.82E-11	1.0E+06	5.8E-05
311	0.20708	1.26E-04	2.6E-05	6.05E-04	1.58E-08	0.08	4.71E-02	6.12E-11	1.0E+06	6.1E-05
312	0.21674	1.26E-04	2.7E-05	6.05E-04	1.65E-08	0.08	4.71E-02	6.40E-11	1.0E+06	6.4E-05
313	0.2181	1.26E-04	2.7E-05	6.05E-04	1.66E-08	0.08	4.71E-02	6.44E-11	1.0E+06	6.4E-05
314	0.10819	1.26E-04	1.4E-05	6.05E-04	8.25E-09	0.08	4.71E-02	3.20E-11	1.0E+06	3.2E-05
315	0.11503	1.26E-04	1.4E-05	6.05E-04	8.77E-09	0.08	4.71E-02	3.40E-11	1.0E+06	3.4E-05
316	0.12234	1.26E-04	1.5E-05	6.05E-04	9.33E-09	0.08	4.71E-02	3.61E-11	1.0E+06	3.6E-05
317	0.12952	1.26E-04	1.6E-05	6.05E-04	9.87E-09	0.08	4.71E-02	3.83E-11	1.0E+06	3.8E-05
318	0.13601	1.26E-04	1.7E-05	6.05E-04	1.04E-08	0.08	4.71E-02	4.02E-11	1.0E+06	4.0E-05
319	0.14442	1.26E-04	1.8E-05	6.05E-04	1.10E-08	0.08	4.71E-02	4.27E-11	1.0E+06	4.3E-05
320	0.15248	1.26E-04	1.9E-05	6.05E-04	1.16E-08	0.08	4.71E-02	4.50E-11	1.0E+06	4.5E-05
321	0.15639	1.26E-04	2.0E-05	6.05E-04	1.19E-08	0.08	4.71E-02	4.62E-11	1.0E+06	4.6E-05
322	0.1637	1.26E-04	2.1E-05	6.05E-04	1.25E-08	0.08	4.71E-02	4.84E-11	1.0E+06	4.8E-05
323	0.1691	1.26E-04	2.1E-05	6.05E-04	1.29E-08	0.08	4.71E-02	5.00E-11	1.0E+06	5.0E-05
324	0.17164	1.26E-04	2.2E-05	6.05E-04	1.31E-08	0.08	4.71E-02	5.07E-11	1.0E+06	5.1E-05
325	0.17572	1.26E-04	2.2E-05	6.05E-04	1.34E-08	0.08	4.71E-02	5.19E-11	1.0E+06	5.2E-05
326	0.18454	1.26E-04	2.3E-05	6.05E-04	1.41E-08	0.08	4.71E-02	5.45E-11	1.0E+06	5.5E-05
327	0.19235	1.26E-04	2.4E-05	6.05E-04	1.47E-08	0.08	4.71E-02	5.68E-11	1.0E+06	5.7E-05
328	0.19116	1.26E-04	2.4E-05	6.05E-04	1.46E-08	0.08	4.71E-02	5.65E-11	1.0E+06	5.6E-05
329	0.1003	1.26E-04	1.3E-05	6.05E-04	7.65E-09	0.08	4.71E-02	2.96E-11	1.0E+06	3.0E-05
330	0.10624	1.26E-04	1.3E-05	6.05E-04	8.10E-09	0.08	4.71E-02	3.14E-11	1.0E+06	3.1E-05
331	0.11275	1.26E-04	1.4E-05	6.05E-04	8.60E-09	0.08	4.71E-02	3.33E-11	1.0E+06	3.3E-05
332	0.11886	1.26E-04	1.5E-05	6.05E-04	9.06E-09	0.08	4.71E-02	3.51E-11	1.0E+06	3.5E-05
333	0.12478	1.26E-04	1.6E-05	6.05E-04	9.51E-09	0.08	4.71E-02	3.69E-11	1.0E+06	3.7E-05
334	0.13201	1.26E-04	1.7E-05	6.05E-04	1.01E-08	0.08	4.71E-02	3.90E-11	1.0E+06	3.9E-05
335	0.13928	1.26E-04	1.8E-05	6.05E-04	1.06E-08	0.08	4.71E-02	4.11E-11	1.0E+06	4.1E-05
336	0.14306	1.26E-04	1.8E-05	6.05E-04	1.09E-08	0.08	4.71E-02	4.23E-11	1.0E+06	4.2E-05
337	0.14879	1.26E-04	1.9E-05	6.05E-04	1.13E-08	0.08	4.71E-02	4.40E-11	1.0E+06	4.4E-05
338	0.15405	1.26E-04	1.9E-05	6.05E-04	1.17E-08	0.08	4.71E-02	4.55E-11	1.0E+06	4.6E-05
339	0.15677	1.26E-04	2.0E-05	6.05E-04	1.20E-08	0.08	4.71E-02	4.63E-11	1.0E+06	4.6E-05

Ventura Ranch

P2 (off) - Architectural Coating

		Cancer Risk from 2 to 16 years								
Receptor #	Conc	g/sec	Cair	Dose Constant	Dose	ED	Risk Constant	Risk	Constant 2	Risk/ Million
340	0.1583	1.26E-04	2.0E-05	6.05E-04	1.21E-08	0.08	4.71E-02	4.68E-11	1.0E+06	4.7E-05
341	0.16564	1.26E-04	2.1E-05	6.05E-04	1.26E-08	0.08	4.71E-02	4.89E-11	1.0E+06	4.9E-05
342	0.17188	1.26E-04	2.2E-05	6.05E-04	1.31E-08	0.08	4.71E-02	5.08E-11	1.0E+06	5.1E-05
343	0.16925	1.26E-04	2.1E-05	6.05E-04	1.29E-08	0.08	4.71E-02	5.00E-11	1.0E+06	5.0E-05
344	0.16521	1.26E-04	2.1E-05	6.05E-04	1.26E-08	0.08	4.71E-02	4.88E-11	1.0E+06	4.9E-05
345	0.09319	1.26E-04	1.2E-05	6.05E-04	7.10E-09	0.08	4.71E-02	2.75E-11	1.0E+06	2.8E-05
346	0.09858	1.26E-04	1.2E-05	6.05E-04	7.52E-09	0.08	4.71E-02	2.91E-11	1.0E+06	2.9E-05
347	0.10422	1.26E-04	1.3E-05	6.05E-04	7.95E-09	0.08	4.71E-02	3.08E-11	1.0E+06	3.1E-05
348	0.1096	1.26E-04	1.4E-05	6.05E-04	8.36E-09	0.08	4.71E-02	3.24E-11	1.0E+06	3.2E-05
349	0.11378	1.26E-04	1.4E-05	6.05E-04	8.67E-09	0.08	4.71E-02	3.36E-11	1.0E+06	3.4E-05
350	0.12137	1.26E-04	1.5E-05	6.05E-04	9.25E-09	0.08	4.71E-02	3.59E-11	1.0E+06	3.6E-05
351	0.12773	1.26E-04	1.6E-05	6.05E-04	9.74E-09	0.08	4.71E-02	3.77E-11	1.0E+06	3.8E-05
352	0.13214	1.26E-04	1.7E-05	6.05E-04	1.01E-08	0.08	4.71E-02	3.90E-11	1.0E+06	3.9E-05
353	0.13639	1.26E-04	1.7E-05	6.05E-04	1.04E-08	0.08	4.71E-02	4.03E-11	1.0E+06	4.0E-05
354	0.14106	1.26E-04	1.8E-05	6.05E-04	1.08E-08	0.08	4.71E-02	4.17E-11	1.0E+06	4.2E-05
355	0.14371	1.26E-04	1.8E-05	6.05E-04	1.10E-08	0.08	4.71E-02	4.25E-11	1.0E+06	4.2E-05
356	0.14368	1.26E-04	1.8E-05	6.05E-04	1.10E-08	0.08	4.71E-02	4.24E-11	1.0E+06	4.2E-05
357	0.14993	1.26E-04	1.9E-05	6.05E-04	1.14E-08	0.08	4.71E-02	4.43E-11	1.0E+06	4.4E-05
358	0.15506	1.26E-04	2.0E-05	6.05E-04	1.18E-08	0.08	4.71E-02	4.58E-11	1.0E+06	4.6E-05
359	0.15406	1.26E-04	1.9E-05	6.05E-04	1.17E-08	0.08	4.71E-02	4.55E-11	1.0E+06	4.6E-05
360	0.14635	1.26E-04	1.8E-05	6.05E-04	1.12E-08	0.08	4.71E-02	4.32E-11	1.0E+06	4.3E-05

Ventura Ranch
P2 (off) - Architectural Coating

Max Cancer Risk Cancer Risk	
Receptor #	**Total Risk/ Million**
1	7.9E-04
2	7.2E-04
3	6.4E-04
4	5.6E-04
5	4.7E-04
6	3.9E-04
7	3.2E-04
8	2.6E-04
9	2.1E-04
10	1.6E-04
11	1.3E-04
12	1.1E-04
13	8.6E-05
14	6.2E-05
15	5.2E-05
16	4.4E-05
17	3.7E-05
18	3.3E-05
19	2.8E-05
20	2.5E-05
21	2.2E-05
22	3.4E-04
23	2.7E-04
24	2.1E-04
25	1.7E-04
26	1.3E-04
27	1.1E-04
28	8.5E-05
29	6.2E-05
30	5.3E-05
31	4.3E-05

Max	**Receptor #**	
0.003	87	Res

Chronic Non Cancer Risk	
REL	**HI Offroad**
5	6.77E-05
5	6.18E-05
5	5.49E-05
5	4.76E-05
5	4.03E-05
5	3.35E-05
5	2.73E-05
5	2.19E-05
5	1.75E-05
5	1.40E-05
5	1.12E-05
5	8.98E-06
5	7.30E-06
5	5.27E-06
5	4.40E-06
5	3.78E-06
5	3.13E-06
5	2.80E-06
5	2.39E-06
5	2.13E-06
5	1.86E-06
5	2.87E-05
5	2.28E-05
5	1.80E-05
5	1.42E-05
5	1.13E-05
5	8.99E-06
5	7.28E-06
5	5.28E-06
5	4.51E-06
5	3.67E-06

Max	**Receptor #**	
2.845E-04	87	Res

Ventura Ranch
P2 (off) - Architectural Coating

Max Cancer Risk Cancer Risk		*Chronic Non Cancer Risk*	
Receptor #	Total Risk/ Million	REL	HI Offroad
32	3.2E-05	5	2.72E-06
33	3.0E-05	5	2.52E-06
34	2.9E-05	5	2.47E-06
35	7.1E-05	5	6.08E-06
36	5.4E-05	5	4.58E-06
37	9.7E-04	5	8.28E-05
38	1.1E-03	5	9.44E-05
39	1.2E-03	5	1.03E-04
40	1.3E-03	5	1.08E-04
41	1.0E-03	5	8.79E-05
42	1.2E-03	5	1.02E-04
43	1.3E-03	5	1.14E-04
44	1.4E-03	5	1.22E-04
45	1.5E-03	5	1.25E-04
46	3.1E-04	5	2.62E-05
47	2.3E-04	5	1.96E-05
48	1.3E-03	5	1.11E-04
49	1.5E-03	5	1.27E-04
50	1.6E-03	5	1.39E-04
51	1.7E-03	5	1.43E-04
52	3.2E-04	5	2.69E-05
53	2.3E-04	5	1.99E-05
54	1.7E-04	5	1.49E-05
55	1.6E-03	5	1.39E-04
56	1.8E-03	5	1.56E-04
57	1.9E-03	5	1.64E-04
58	1.9E-03	5	1.58E-04
59	3.2E-04	5	2.77E-05
60	2.4E-04	5	2.02E-05
61	1.8E-04	5	1.50E-05
62	3.3E-04	5	2.84E-05

Ventura Ranch
P2 (off) - Architectural Coating

Max Cancer Risk Cancer Risk		*Chronic Non Cancer Risk*	
Receptor #	Total Risk/ Million	REL	HI Offroad
63	2.4E-04	5	2.04E-05
64	1.8E-04	5	1.52E-05
65	2.4E-04	5	2.08E-05
66	1.7E-03	5	1.42E-04
67	2.3E-03	5	1.92E-04
68	6.1E-05	5	5.22E-06
69	5.3E-05	5	4.48E-06
70	4.6E-05	5	3.92E-06
71	4.1E-05	5	3.52E-06
72	1.7E-03	5	1.48E-04
73	2.5E-03	5	2.11E-04
74	7.7E-05	5	6.55E-06
75	6.6E-05	5	5.65E-06
76	5.8E-05	5	4.91E-06
77	5.1E-05	5	4.31E-06
78	4.6E-05	5	3.95E-06
79	1.8E-03	5	1.50E-04
80	2.7E-03	5	2.27E-04
81	8.1E-05	5	6.95E-06
82	7.3E-05	5	6.20E-06
83	6.6E-05	5	5.60E-06
84	6.1E-05	5	5.18E-06
85	5.4E-05	5	4.61E-06
86	1.7E-03	5	1.48E-04
87	3.3E-03	5	2.85E-04
88	8.4E-05	5	7.17E-06
89	4.0E-04	5	3.42E-05
90	2.7E-04	5	2.26E-05
91	3.1E-04	5	2.62E-05
92	3.6E-04	5	3.10E-05
93	2.1E-04	5	1.81E-05

Ventura Ranch
P2 (off) - Architectural Coating

Max Cancer Risk Cancer Risk		*Chronic Non Cancer Risk*	
Receptor #	Total Risk/ Million	REL	HI Offroad
94	2.4E-04	5	2.06E-05
95	2.8E-04	5	2.41E-05
96	3.5E-04	5	2.97E-05
97	4.5E-04	5	3.81E-05
98	5.8E-04	5	4.95E-05
99	1.7E-04	5	1.45E-05
100	1.9E-04	5	1.64E-05
101	2.2E-04	5	1.89E-05
102	2.7E-04	5	2.28E-05
103	3.3E-04	5	2.83E-05
104	4.3E-04	5	3.63E-05
105	5.6E-04	5	4.78E-05
106	7.6E-04	5	6.50E-05
107	1.1E-03	5	9.24E-05
108	2.2E-03	5	1.90E-04
109	1.4E-04	5	1.17E-05
110	1.5E-04	5	1.31E-05
111	1.8E-04	5	1.51E-05
112	2.1E-04	5	1.80E-05
113	2.5E-04	5	2.15E-05
114	3.1E-04	5	2.62E-05
115	3.8E-04	5	3.25E-05
116	4.8E-04	5	4.11E-05
117	6.3E-04	5	5.42E-05
118	9.1E-04	5	7.73E-05
119	1.2E-03	5	1.06E-04
120	1.4E-03	5	1.20E-04
121	1.4E-03	5	1.17E-04
122	1.3E-03	5	1.09E-04
123	1.1E-04	5	9.62E-06
124	1.3E-04	5	1.07E-05

Ventura Ranch
P2 (off) - Architectural Coating

Max Cancer Risk Cancer Risk		*Chronic Non Cancer Risk*	
Receptor #	Total Risk/ Million	REL	HI Offroad
125	1.4E-04	5	1.22E-05
126	1.7E-04	5	1.43E-05
127	2.0E-04	5	1.67E-05
128	2.3E-04	5	1.98E-05
129	2.8E-04	5	2.38E-05
130	3.4E-04	5	2.87E-05
131	4.2E-04	5	3.60E-05
132	5.3E-04	5	4.55E-05
133	6.7E-04	5	5.68E-05
134	7.9E-04	5	6.72E-05
135	8.6E-04	5	7.30E-05
136	8.7E-04	5	7.40E-05
137	8.6E-04	5	7.31E-05
138	8.2E-04	5	6.99E-05
139	9.4E-05	5	8.04E-06
140	1.0E-04	5	8.93E-06
141	1.2E-04	5	1.01E-05
142	1.4E-04	5	1.16E-05
143	1.6E-04	5	1.34E-05
144	1.8E-04	5	1.56E-05
145	2.1E-04	5	1.81E-05
146	2.5E-04	5	2.15E-05
147	3.0E-04	5	2.59E-05
148	3.6E-04	5	3.05E-05
149	4.2E-04	5	3.62E-05
150	5.0E-04	5	4.23E-05
151	5.4E-04	5	4.58E-05
152	5.7E-04	5	4.85E-05
153	6.0E-04	5	5.11E-05
154	6.0E-04	5	5.13E-05
155	8.0E-05	5	6.85E-06

Ventura Ranch
P2 (off) - Architectural Coating

Max Cancer Risk Cancer Risk		*Chronic Non Cancer Risk*	
Receptor #	Total Risk/ Million	REL	HI Offroad
156	8.9E-05	5	7.59E-06
157	1.0E-04	5	8.53E-06
158	1.1E-04	5	9.70E-06
159	1.3E-04	5	1.11E-05
160	1.5E-04	5	1.27E-05
161	1.7E-04	5	1.44E-05
162	2.0E-04	5	1.68E-05
163	2.3E-04	5	1.97E-05
164	2.6E-04	5	2.25E-05
165	3.0E-04	5	2.54E-05
166	3.4E-04	5	2.89E-05
167	3.7E-04	5	3.15E-05
168	3.9E-04	5	3.33E-05
169	4.2E-04	5	3.58E-05
170	4.3E-04	5	3.69E-05
171	6.9E-05	5	5.93E-06
172	7.7E-05	5	6.55E-06
173	8.6E-05	5	7.32E-06
174	9.7E-05	5	8.25E-06
175	1.1E-04	5	9.32E-06
176	1.2E-04	5	1.06E-05
177	1.4E-04	5	1.18E-05
178	1.6E-04	5	1.35E-05
179	1.8E-04	5	1.55E-05
180	2.0E-04	5	1.71E-05
181	2.2E-04	5	1.90E-05
182	2.5E-04	5	2.12E-05
183	2.7E-04	5	2.29E-05
184	2.8E-04	5	2.41E-05
185	3.0E-04	5	2.60E-05
186	3.2E-04	5	2.70E-05

Ventura Ranch
P2 (off) - Architectural Coating

Max Cancer Risk Cancer Risk		*Chronic Non Cancer Risk*	
Receptor #	Total Risk/ Million	REL	HI Offroad
187	6.1E-05	5	5.21E-06
188	6.7E-05	5	5.75E-06
189	7.5E-05	5	6.39E-06
190	8.4E-05	5	7.14E-06
191	9.4E-05	5	8.00E-06
192	1.1E-04	5	9.03E-06
193	1.2E-04	5	9.86E-06
194	1.3E-04	5	1.11E-05
195	1.5E-04	5	1.25E-05
196	1.6E-04	5	1.36E-05
197	1.7E-04	5	1.48E-05
198	1.9E-04	5	1.64E-05
199	2.1E-04	5	1.75E-05
200	2.1E-04	5	1.81E-05
201	2.3E-04	5	1.96E-05
202	2.4E-04	5	2.05E-05
203	5.4E-05	5	4.65E-06
204	6.0E-05	5	5.11E-06
205	6.6E-05	5	5.64E-06
206	7.3E-05	5	6.23E-06
207	8.1E-05	5	6.92E-06
208	9.0E-05	5	7.71E-06
209	9.8E-05	5	8.35E-06
210	1.1E-04	5	9.27E-06
211	1.2E-04	5	1.03E-05
212	1.3E-04	5	1.11E-05
213	1.4E-04	5	1.20E-05
214	1.5E-04	5	1.31E-05
215	1.6E-04	5	1.38E-05
216	1.7E-04	5	1.41E-05
217	1.8E-04	5	1.53E-05

Ventura Ranch
P2 (off) - Architectural Coating

Max Cancer Risk Cancer Risk		*Chronic Non Cancer Risk*	
Receptor #	Total Risk/ Million	REL	HI Offroad
218	1.9E-04	5	1.60E-05
219	4.9E-05	5	4.19E-06
220	5.4E-05	5	4.59E-06
221	5.9E-05	5	5.04E-06
222	6.4E-05	5	5.49E-06
223	7.1E-05	5	6.03E-06
224	7.8E-05	5	6.65E-06
225	8.4E-05	5	7.19E-06
226	9.2E-05	5	7.86E-06
227	1.0E-04	5	8.59E-06
228	1.1E-04	5	9.26E-06
229	1.2E-04	5	9.97E-06
230	1.3E-04	5	1.07E-05
231	1.3E-04	5	1.10E-05
232	1.3E-04	5	1.13E-05
233	1.4E-04	5	1.22E-05
234	1.5E-04	5	1.28E-05
235	4.5E-05	5	3.81E-06
236	4.9E-05	5	4.15E-06
237	5.3E-05	5	4.53E-06
238	5.7E-05	5	4.89E-06
239	6.2E-05	5	5.32E-06
240	6.8E-05	5	5.82E-06
241	7.4E-05	5	6.28E-06
242	7.9E-05	5	6.75E-06
243	8.6E-05	5	7.34E-06
244	9.2E-05	5	7.86E-06
245	9.9E-05	5	8.42E-06
246	1.0E-04	5	8.95E-06
247	1.0E-04	5	8.77E-06
248	1.1E-04	5	9.30E-06

Ventura Ranch
P2 (off) - Architectural Coating

Max Cancer Risk Cancer Risk		*Chronic Non Cancer Risk*	
Receptor #	Total Risk/ Million	REL	HI Offroad
249	1.2E-04	5	9.93E-06
250	1.2E-04	5	1.04E-05
251	4.1E-05	5	3.49E-06
252	4.4E-05	5	3.78E-06
253	4.8E-05	5	4.10E-06
254	5.2E-05	5	4.42E-06
255	5.5E-05	5	4.73E-06
256	6.0E-05	5	5.14E-06
257	6.5E-05	5	5.54E-06
258	6.9E-05	5	5.89E-06
259	7.4E-05	5	6.33E-06
260	7.9E-05	5	6.74E-06
261	8.4E-05	5	7.15E-06
262	8.9E-05	5	7.57E-06
263	8.6E-05	5	7.33E-06
264	9.2E-05	5	7.85E-06
265	9.5E-05	5	8.15E-06
266	1.0E-04	5	8.50E-06
267	3.8E-05	5	3.21E-06
268	4.1E-05	5	3.46E-06
269	4.4E-05	5	3.74E-06
270	4.7E-05	5	4.02E-06
271	5.0E-05	5	4.24E-06
272	5.4E-05	5	4.58E-06
273	5.8E-05	5	4.97E-06
274	6.1E-05	5	5.24E-06
275	6.5E-05	5	5.52E-06
276	6.9E-05	5	5.87E-06
277	7.1E-05	5	6.06E-06
278	7.3E-05	5	6.19E-06
279	7.5E-05	5	6.38E-06

Ventura Ranch
P2 (off) - Architectural Coating

Max Cancer Risk Cancer Risk		*Chronic Non Cancer Risk*	
Receptor #	Total Risk/ Million	REL	HI Offroad
280	7.9E-05	5	6.76E-06
281	8.2E-05	5	6.97E-06
282	8.6E-05	5	7.31E-06
283	3.5E-05	5	2.96E-06
284	3.7E-05	5	3.19E-06
285	4.0E-05	5	3.42E-06
286	4.3E-05	5	3.67E-06
287	4.5E-05	5	3.85E-06
288	4.9E-05	5	4.16E-06
289	5.2E-05	5	4.45E-06
290	5.5E-05	5	4.72E-06
291	5.7E-05	5	4.88E-06
292	6.0E-05	5	5.16E-06
293	6.2E-05	5	5.31E-06
294	6.4E-05	5	5.45E-06
295	6.6E-05	5	5.64E-06
296	6.9E-05	5	5.89E-06
297	7.1E-05	5	6.09E-06
298	7.4E-05	5	6.33E-06
299	3.5E-05	5	2.94E-06
300	3.7E-05	5	3.14E-06
301	3.9E-05	5	3.36E-06
302	4.2E-05	5	3.56E-06
303	4.4E-05	5	3.75E-06
304	4.7E-05	5	4.01E-06
305	5.0E-05	5	4.23E-06
306	5.2E-05	5	4.41E-06
307	5.4E-05	5	4.59E-06
308	5.6E-05	5	4.74E-06

Ventura Ranch
P2 (off) - Architectural Coating

Max Cancer Risk Cancer Risk		*Chronic Non Cancer Risk*	
Receptor #	Total Risk/ Million	REL	HI Offroad
309	5.6E-05	5	4.81E-06
310	5.8E-05	5	4.96E-06
311	6.1E-05	5	5.22E-06
312	6.4E-05	5	5.46E-06
313	6.4E-05	5	5.50E-06
314	3.2E-05	5	2.73E-06
315	3.4E-05	5	2.90E-06
316	3.6E-05	5	3.08E-06
317	3.8E-05	5	3.26E-06
318	4.0E-05	5	3.43E-06
319	4.3E-05	5	3.64E-06
320	4.5E-05	5	3.84E-06
321	4.6E-05	5	3.94E-06
322	4.8E-05	5	4.13E-06
323	5.0E-05	5	4.26E-06
324	5.1E-05	5	4.33E-06
325	5.2E-05	5	4.43E-06
326	5.5E-05	5	4.65E-06
327	5.7E-05	5	4.85E-06
328	5.6E-05	5	4.82E-06
329	3.0E-05	5	2.53E-06
330	3.1E-05	5	2.68E-06
331	3.3E-05	5	2.84E-06
332	3.5E-05	5	3.00E-06
333	3.7E-05	5	3.14E-06
334	3.9E-05	5	3.33E-06
335	4.1E-05	5	3.51E-06
336	4.2E-05	5	3.61E-06
337	4.4E-05	5	3.75E-06
338	4.6E-05	5	3.88E-06
339	4.6E-05	5	3.95E-06

Ventura Ranch
P2 (off) - Architectural Coating

Max Cancer Risk Cancer Risk		*Chronic Non Cancer Risk*	
Receptor #	Total Risk/ Million	REL	HI Offroad
340	4.7E-05	5	3.99E-06
341	4.9E-05	5	4.17E-06
342	5.1E-05	5	4.33E-06
343	5.0E-05	5	4.27E-06
344	4.9E-05	5	4.16E-06
345	2.8E-05	5	2.35E-06
346	2.9E-05	5	2.48E-06
347	3.1E-05	5	2.63E-06
348	3.2E-05	5	2.76E-06
349	3.4E-05	5	2.87E-06
350	3.6E-05	5	3.06E-06
351	3.8E-05	5	3.22E-06
352	3.9E-05	5	3.33E-06
353	4.0E-05	5	3.44E-06
354	4.2E-05	5	3.55E-06
355	4.2E-05	5	3.62E-06
356	4.2E-05	5	3.62E-06
357	4.4E-05	5	3.78E-06
358	4.6E-05	5	3.91E-06
359	4.6E-05	5	3.88E-06
360	4.3E-05	5	3.69E-06

Ventura Ranch

P2 (on) - Site Preparation

		Cancer Risk from 3rd Trimester								
Receptor #	Conc	g/sec	Cair	Dose Constant	Dose	ED	Risk Constant	Risk	Constant 2	Risk/ Million
361	4.95535	1.44E-02	7.1E-02	3.46E-04	2.46E-05	0.18	1.57E-01	6.90E-07	1.0E+06	6.9E-01
362	6.60902	1.44E-02	9.5E-02	3.46E-04	3.29E-05	0.18	1.57E-01	9.20E-07	1.0E+06	9.2E-01
363	9.04167	1.44E-02	1.3E-01	3.46E-04	4.50E-05	0.18	1.57E-01	1.26E-06	1.0E+06	1.3E+00
364	12.56923	1.44E-02	1.8E-01	3.46E-04	6.25E-05	0.18	1.57E-01	1.75E-06	1.0E+06	1.7E+00
365	4.92029	1.44E-02	7.1E-02	3.46E-04	2.45E-05	0.18	1.57E-01	6.85E-07	1.0E+06	6.8E-01
366	6.62361	1.44E-02	9.5E-02	3.46E-04	3.29E-05	0.18	1.57E-01	9.22E-07	1.0E+06	9.2E-01
367	9.23724	1.44E-02	1.3E-01	3.46E-04	4.59E-05	0.18	1.57E-01	1.29E-06	1.0E+06	1.3E+00
368	13.25394	1.44E-02	1.9E-01	3.46E-04	6.59E-05	0.18	1.57E-01	1.84E-06	1.0E+06	1.8E+00
369	19.34442	1.44E-02	2.8E-01	3.46E-04	9.62E-05	0.18	1.57E-01	2.69E-06	1.0E+06	2.7E+00
370	26.70815	1.44E-02	3.8E-01	3.46E-04	1.33E-04	0.18	1.57E-01	3.72E-06	1.0E+06	3.7E+00
371	4.85045	1.44E-02	7.0E-02	3.46E-04	2.41E-05	0.18	1.57E-01	6.75E-07	1.0E+06	6.7E-01
372	6.55967	1.44E-02	9.4E-02	3.46E-04	3.26E-05	0.18	1.57E-01	9.13E-07	1.0E+06	9.1E-01
373	9.29182	1.44E-02	1.3E-01	3.46E-04	4.62E-05	0.18	1.57E-01	1.29E-06	1.0E+06	1.3E+00
374	13.70233	1.44E-02	2.0E-01	3.46E-04	6.81E-05	0.18	1.57E-01	1.91E-06	1.0E+06	1.9E+00
375	20.62319	1.44E-02	3.0E-01	3.46E-04	1.03E-04	0.18	1.57E-01	2.87E-06	1.0E+06	2.9E+00
376	4.71558	1.44E-02	6.8E-02	3.46E-04	2.34E-05	0.18	1.57E-01	6.56E-07	1.0E+06	6.6E-01
377	6.36714	1.44E-02	9.1E-02	3.46E-04	3.17E-05	0.18	1.57E-01	8.86E-07	1.0E+06	8.9E-01
378	9.11726	1.44E-02	1.3E-01	3.46E-04	4.53E-05	0.18	1.57E-01	1.27E-06	1.0E+06	1.3E+00
379	13.76331	1.44E-02	2.0E-01	3.46E-04	6.84E-05	0.18	1.57E-01	1.92E-06	1.0E+06	1.9E+00
380	21.20363	1.44E-02	3.0E-01	3.46E-04	1.05E-04	0.18	1.57E-01	2.95E-06	1.0E+06	3.0E+00
381	4.51964	1.44E-02	6.5E-02	3.46E-04	2.25E-05	0.18	1.57E-01	6.29E-07	1.0E+06	6.3E-01
382	6.0317	1.44E-02	8.7E-02	3.46E-04	3.00E-05	0.18	1.57E-01	8.39E-07	1.0E+06	8.4E-01
383	8.66046	1.44E-02	1.2E-01	3.46E-04	4.31E-05	0.18	1.57E-01	1.21E-06	1.0E+06	1.2E+00
384	13.39259	1.44E-02	1.9E-01	3.46E-04	6.66E-05	0.18	1.57E-01	1.86E-06	1.0E+06	1.9E+00
385	20.95751	1.44E-02	3.0E-01	3.46E-04	1.04E-04	0.18	1.57E-01	2.92E-06	1.0E+06	2.9E+00
386	4.26391	1.44E-02	6.1E-02	3.46E-04	2.12E-05	0.18	1.57E-01	5.93E-07	1.0E+06	5.9E-01
387	5.58638	1.44E-02	8.0E-02	3.46E-04	2.78E-05	0.18	1.57E-01	7.77E-07	1.0E+06	7.8E-01
388	7.92249	1.44E-02	1.1E-01	3.46E-04	3.94E-05	0.18	1.57E-01	1.10E-06	1.0E+06	1.1E+00
389	12.48668	1.44E-02	1.8E-01	3.46E-04	6.21E-05	0.18	1.57E-01	1.74E-06	1.0E+06	1.7E+00
390	19.56966	1.44E-02	2.8E-01	3.46E-04	9.73E-05	0.18	1.57E-01	2.72E-06	1.0E+06	2.7E+00
391	3.93253	1.44E-02	5.6E-02	3.46E-04	1.96E-05	0.18	1.57E-01	5.47E-07	1.0E+06	5.5E-01

Ventura Ranch

P2 (on) - Site Preparation

							Cancer Risk from 3rd Trimester			
Receptor #	Conc	g/sec	Cair	Dose Constant	Dose	ED	Risk Constant	Risk	Constant 2	Risk/ Million
392	5.06158	1.44E-02	7.3E-02	3.46E-04	2.52E-05	0.18	1.57E-01	7.04E-07	1.0E+06	7.0E-01
393	6.9871	1.44E-02	1.0E-01	3.46E-04	3.47E-05	0.18	1.57E-01	9.72E-07	1.0E+06	9.7E-01
394	10.85662	1.44E-02	1.6E-01	3.46E-04	5.40E-05	0.18	1.57E-01	1.51E-06	1.0E+06	1.5E+00
395	3.5121	1.44E-02	5.0E-02	3.46E-04	1.75E-05	0.18	1.57E-01	4.89E-07	1.0E+06	4.9E-01
396	4.4386	1.44E-02	6.4E-02	3.46E-04	2.21E-05	0.18	1.57E-01	6.18E-07	1.0E+06	6.2E-01
397	5.92027	1.44E-02	8.5E-02	3.46E-04	2.94E-05	0.18	1.57E-01	8.24E-07	1.0E+06	8.2E-01
398	8.53013	1.44E-02	1.2E-01	3.46E-04	4.24E-05	0.18	1.57E-01	1.19E-06	1.0E+06	1.2E+00
399	3.01666	1.44E-02	4.3E-02	3.46E-04	1.50E-05	0.18	1.57E-01	4.20E-07	1.0E+06	4.2E-01
400	3.70911	1.44E-02	5.3E-02	3.46E-04	1.84E-05	0.18	1.57E-01	5.16E-07	1.0E+06	5.2E-01
401	4.72649	1.44E-02	6.8E-02	3.46E-04	2.35E-05	0.18	1.57E-01	6.58E-07	1.0E+06	6.6E-01
402	6.33119	1.44E-02	9.1E-02	3.46E-04	3.15E-05	0.18	1.57E-01	8.81E-07	1.0E+06	8.8E-01
403	8.69245	1.44E-02	1.2E-01	3.46E-04	4.32E-05	0.18	1.57E-01	1.21E-06	1.0E+06	1.2E+00
404	2.52916	1.44E-02	3.6E-02	3.46E-04	1.26E-05	0.18	1.57E-01	3.52E-07	1.0E+06	3.5E-01
405	3.01318	1.44E-02	4.3E-02	3.46E-04	1.50E-05	0.18	1.57E-01	4.19E-07	1.0E+06	4.2E-01
406	3.66982	1.44E-02	5.3E-02	3.46E-04	1.82E-05	0.18	1.57E-01	5.11E-07	1.0E+06	5.1E-01
407	4.64158	1.44E-02	6.7E-02	3.46E-04	2.31E-05	0.18	1.57E-01	6.46E-07	1.0E+06	6.5E-01
408	6.30457	1.44E-02	9.1E-02	3.46E-04	3.13E-05	0.18	1.57E-01	8.77E-07	1.0E+06	8.8E-01
409	9.60755	1.44E-02	1.4E-01	3.46E-04	4.78E-05	0.18	1.57E-01	1.34E-06	1.0E+06	1.3E+00
410	14.47449	1.44E-02	2.1E-01	3.46E-04	7.20E-05	0.18	1.57E-01	2.01E-06	1.0E+06	2.0E+00
411	20.04682	1.44E-02	2.9E-01	3.46E-04	9.97E-05	0.18	1.57E-01	2.79E-06	1.0E+06	2.8E+00
412	2.45399	1.44E-02	3.5E-02	3.46E-04	1.22E-05	0.18	1.57E-01	3.41E-07	1.0E+06	3.4E-01
413	2.90731	1.44E-02	4.2E-02	3.46E-04	1.45E-05	0.18	1.57E-01	4.05E-07	1.0E+06	4.0E-01
414	3.55702	1.44E-02	5.1E-02	3.46E-04	1.77E-05	0.18	1.57E-01	4.95E-07	1.0E+06	4.9E-01
415	4.57946	1.44E-02	6.6E-02	3.46E-04	2.28E-05	0.18	1.57E-01	6.37E-07	1.0E+06	6.4E-01
416	6.25577	1.44E-02	9.0E-02	3.46E-04	3.11E-05	0.18	1.57E-01	8.70E-07	1.0E+06	8.7E-01
417	8.79078	1.44E-02	1.3E-01	3.46E-04	4.37E-05	0.18	1.57E-01	1.22E-06	1.0E+06	1.2E+00
418	12.21996	1.44E-02	1.8E-01	3.46E-04	6.08E-05	0.18	1.57E-01	1.70E-06	1.0E+06	1.7E+00
419	16.64768	1.44E-02	2.4E-01	3.46E-04	8.28E-05	0.18	1.57E-01	2.32E-06	1.0E+06	2.3E+00
420	22.21128	1.44E-02	3.2E-01	3.46E-04	1.10E-04	0.18	1.57E-01	3.09E-06	1.0E+06	3.1E+00
421	2.01359	1.44E-02	2.9E-02	3.46E-04	1.00E-05	0.18	1.57E-01	2.80E-07	1.0E+06	2.8E-01
422	2.36266	1.44E-02	3.4E-02	3.46E-04	1.17E-05	0.18	1.57E-01	3.29E-07	1.0E+06	3.3E-01

Ventura Ranch

P2 (on) - Site Preparation

							Cancer Risk from 3rd Trimester			
Receptor #	Conc	g/sec	Cair	Dose Constant	Dose	ED	Risk Constant	Risk	Constant 2	Risk/ Million
423	2.8288	1.44E-02	4.1E-02	3.46E-04	1.41E-05	0.18	1.57E-01	3.94E-07	1.0E+06	3.9E-01
424	3.50789	1.44E-02	5.0E-02	3.46E-04	1.74E-05	0.18	1.57E-01	4.88E-07	1.0E+06	4.9E-01
425	4.51688	1.44E-02	6.5E-02	3.46E-04	2.25E-05	0.18	1.57E-01	6.28E-07	1.0E+06	6.3E-01
426	5.97658	1.44E-02	8.6E-02	3.46E-04	2.97E-05	0.18	1.57E-01	8.32E-07	1.0E+06	8.3E-01
427	8.0194	1.44E-02	1.2E-01	3.46E-04	3.99E-05	0.18	1.57E-01	1.12E-06	1.0E+06	1.1E+00
428	10.81122	1.44E-02	1.6E-01	3.46E-04	5.38E-05	0.18	1.57E-01	1.50E-06	1.0E+06	1.5E+00
429	14.68489	1.44E-02	2.1E-01	3.46E-04	7.30E-05	0.18	1.57E-01	2.04E-06	1.0E+06	2.0E+00
430	20.3348	1.44E-02	2.9E-01	3.46E-04	1.01E-04	0.18	1.57E-01	2.83E-06	1.0E+06	2.8E+00
431	28.50824	1.44E-02	4.1E-01	3.46E-04	1.42E-04	0.18	1.57E-01	3.97E-06	1.0E+06	4.0E+00
432	37.03231	1.44E-02	5.3E-01	3.46E-04	1.84E-04	0.18	1.57E-01	5.15E-06	1.0E+06	5.2E+00
433	1.96017	1.44E-02	2.8E-02	3.46E-04	9.75E-06	0.18	1.57E-01	2.73E-07	1.0E+06	2.7E-01
434	2.31353	1.44E-02	3.3E-02	3.46E-04	1.15E-05	0.18	1.57E-01	3.22E-07	1.0E+06	3.2E-01
435	2.80067	1.44E-02	4.0E-02	3.46E-04	1.39E-05	0.18	1.57E-01	3.90E-07	1.0E+06	3.9E-01
436	3.48267	1.44E-02	5.0E-02	3.46E-04	1.73E-05	0.18	1.57E-01	4.85E-07	1.0E+06	4.8E-01
437	4.43222	1.44E-02	6.4E-02	3.46E-04	2.20E-05	0.18	1.57E-01	6.17E-07	1.0E+06	6.2E-01
438	5.75867	1.44E-02	8.3E-02	3.46E-04	2.86E-05	0.18	1.57E-01	8.01E-07	1.0E+06	8.0E-01
439	7.64932	1.44E-02	1.1E-01	3.46E-04	3.80E-05	0.18	1.57E-01	1.06E-06	1.0E+06	1.1E+00
440	10.47736	1.44E-02	1.5E-01	3.46E-04	5.21E-05	0.18	1.57E-01	1.46E-06	1.0E+06	1.5E+00
441	14.98847	1.44E-02	2.2E-01	3.46E-04	7.45E-05	0.18	1.57E-01	2.09E-06	1.0E+06	2.1E+00
442	22.02393	1.44E-02	3.2E-01	3.46E-04	1.10E-04	0.18	1.57E-01	3.06E-06	1.0E+06	3.1E+00
443	1.65254	1.44E-02	2.4E-02	3.46E-04	8.22E-06	0.18	1.57E-01	2.30E-07	1.0E+06	2.3E-01
444	1.93104	1.44E-02	2.8E-02	3.46E-04	9.60E-06	0.18	1.57E-01	2.69E-07	1.0E+06	2.7E-01
445	2.30102	1.44E-02	3.3E-02	3.46E-04	1.14E-05	0.18	1.57E-01	3.20E-07	1.0E+06	3.2E-01
446	2.8	1.44E-02	4.0E-02	3.46E-04	1.39E-05	0.18	1.57E-01	3.90E-07	1.0E+06	3.9E-01
447	3.47822	1.44E-02	5.0E-02	3.46E-04	1.73E-05	0.18	1.57E-01	4.84E-07	1.0E+06	4.8E-01
448	4.41588	1.44E-02	6.3E-02	3.46E-04	2.20E-05	0.18	1.57E-01	6.14E-07	1.0E+06	6.1E-01
449	5.7775	1.44E-02	8.3E-02	3.46E-04	2.87E-05	0.18	1.57E-01	8.04E-07	1.0E+06	8.0E-01
450	7.94154	1.44E-02	1.1E-01	3.46E-04	3.95E-05	0.18	1.57E-01	1.11E-06	1.0E+06	1.1E+00
451	11.77185	1.44E-02	1.7E-01	3.46E-04	5.85E-05	0.18	1.57E-01	1.64E-06	1.0E+06	1.6E+00
452	18.09618	1.44E-02	2.6E-01	3.46E-04	9.00E-05	0.18	1.57E-01	2.52E-06	1.0E+06	2.5E+00
453	1.39658	1.44E-02	2.0E-02	3.46E-04	6.94E-06	0.18	1.57E-01	1.94E-07	1.0E+06	1.9E-01

Ventura Ranch

P2 (on) - Site Preparation

					Cancer Risk from 3rd Trimester					
Receptor #	Conc	g/sec	Cair	Dose Constant	Dose	ED	Risk Constant	Risk	Constant 2	Risk/ Million
454	1.6219	1.44E-02	2.3E-02	3.46E-04	8.06E-06	0.18	1.57E-01	2.26E-07	1.0E+06	2.3E-01
455	1.91757	1.44E-02	2.8E-02	3.46E-04	9.53E-06	0.18	1.57E-01	2.67E-07	1.0E+06	2.7E-01
456	2.30378	1.44E-02	3.3E-02	3.46E-04	1.15E-05	0.18	1.57E-01	3.21E-07	1.0E+06	3.2E-01
457	2.81716	1.44E-02	4.0E-02	3.46E-04	1.40E-05	0.18	1.57E-01	3.92E-07	1.0E+06	3.9E-01
458	3.52035	1.44E-02	5.1E-02	3.46E-04	1.75E-05	0.18	1.57E-01	4.90E-07	1.0E+06	4.9E-01
459	4.5357	1.44E-02	6.5E-02	3.46E-04	2.26E-05	0.18	1.57E-01	6.31E-07	1.0E+06	6.3E-01
460	6.16797	1.44E-02	8.9E-02	3.46E-04	3.07E-05	0.18	1.57E-01	8.58E-07	1.0E+06	8.6E-01
461	9.27403	1.44E-02	1.3E-01	3.46E-04	4.61E-05	0.18	1.57E-01	1.29E-06	1.0E+06	1.3E+00
462	14.63239	1.44E-02	2.1E-01	3.46E-04	7.28E-05	0.18	1.57E-01	2.04E-06	1.0E+06	2.0E+00
463	2.83771	1.44E-02	4.1E-02	3.46E-04	1.41E-05	0.18	1.57E-01	3.95E-07	1.0E+06	3.9E-01
464	3.60056	1.44E-02	5.2E-02	3.46E-04	1.79E-05	0.18	1.57E-01	5.01E-07	1.0E+06	5.0E-01
465	4.78728	1.44E-02	6.9E-02	3.46E-04	2.38E-05	0.18	1.57E-01	6.66E-07	1.0E+06	6.7E-01
466	6.91251	1.44E-02	9.9E-02	3.46E-04	3.44E-05	0.18	1.57E-01	9.62E-07	1.0E+06	9.6E-01
467	10.10183	1.44E-02	1.5E-01	3.46E-04	5.02E-05	0.18	1.57E-01	1.41E-06	1.0E+06	1.4E+00
0	0	1.44E-02	0.0E+00	3.46E-04	0.00E+00	0.18	1.57E-01	0.00E+00	1.0E+06	0.0E+00
0	0	1.44E-02	0.0E+00	3.46E-04	0.00E+00	0.18	1.57E-01	0.00E+00	1.0E+06	0.0E+00
0	0	1.44E-02	0.0E+00	3.46E-04	0.00E+00	0.18	1.57E-01	0.00E+00	1.0E+06	0.0E+00
0	0	1.44E-02	0.0E+00	3.46E-04	0.00E+00	0.18	1.57E-01	0.00E+00	1.0E+06	0.0E+00
0	0	1.44E-02	0.0E+00	3.46E-04	0.00E+00	0.18	1.57E-01	0.00E+00	1.0E+06	0.0E+00
0	0	1.44E-02	0.0E+00	3.46E-04	0.00E+00	0.18	1.57E-01	0.00E+00	1.0E+06	0.0E+00
0	0	1.44E-02	0.0E+00	3.46E-04	0.00E+00	0.18	1.57E-01	0.00E+00	1.0E+06	0.0E+00
0	0	1.44E-02	0.0E+00	3.46E-04	0.00E+00	0.18	1.57E-01	0.00E+00	1.0E+06	0.0E+00
0	0	1.44E-02	0.0E+00	3.46E-04	0.00E+00	0.18	1.57E-01	0.00E+00	1.0E+06	0.0E+00
0	0	1.44E-02	0.0E+00	3.46E-04	0.00E+00	0.18	1.57E-01	0.00E+00	1.0E+06	0.0E+00
0	0	1.44E-02	0.0E+00	3.46E-04	0.00E+00	0.18	1.57E-01	0.00E+00	1.0E+06	0.0E+00
0	0	1.44E-02	0.0E+00	3.46E-04	0.00E+00	0.18	1.57E-01	0.00E+00	1.0E+06	0.0E+00
0	0	1.44E-02	0.0E+00	3.46E-04	0.00E+00	0.18	1.57E-01	0.00E+00	1.0E+06	0.0E+00
0	0	1.44E-02	0.0E+00	3.46E-04	0.00E+00	0.18	1.57E-01	0.00E+00	1.0E+06	0.0E+00
0	0	1.44E-02	0.0E+00	3.46E-04	0.00E+00	0.18	1.57E-01	0.00E+00	1.0E+06	0.0E+00
0	0	1.44E-02	0.0E+00	3.46E-04	0.00E+00	0.18	1.57E-01	0.00E+00	1.0E+06	0.0E+00
0	0	1.44E-02	0.0E+00	3.46E-04	0.00E+00	0.18	1.57E-01	0.00E+00	1.0E+06	0.0E+00

Ventura Ranch

P2 (on) - Site Preparation

							Cancer Risk from 3rd Trimester			
Receptor #	Conc	g/sec	Cair	Dose Constant	Dose	ED	Risk Constant	Risk	Constant 2	Risk/ Million
0	0	1.44E-02	0.0E+00	3.46E-04	0.00E+00	0.18	1.57E-01	0.00E+00	1.0E+06	0.0E+00
0	0	1.44E-02	0.0E+00	3.46E-04	0.00E+00	0.18	1.57E-01	0.00E+00	1.0E+06	0.0E+00
0	0	1.44E-02	0.0E+00	3.46E-04	0.00E+00	0.18	1.57E-01	0.00E+00	1.0E+06	0.0E+00
0	0	1.44E-02	0.0E+00	3.46E-04	0.00E+00	0.18	1.57E-01	0.00E+00	1.0E+06	0.0E+00
0	0	1.44E-02	0.0E+00	3.46E-04	0.00E+00	0.18	1.57E-01	0.00E+00	1.0E+06	0.0E+00
0	0	1.44E-02	0.0E+00	3.46E-04	0.00E+00	0.18	1.57E-01	0.00E+00	1.0E+06	0.0E+00
0	0	1.44E-02	0.0E+00	3.46E-04	0.00E+00	0.18	1.57E-01	0.00E+00	1.0E+06	0.0E+00
0	0	1.44E-02	0.0E+00	3.46E-04	0.00E+00	0.18	1.57E-01	0.00E+00	1.0E+06	0.0E+00
0	0	1.44E-02	0.0E+00	3.46E-04	0.00E+00	0.18	1.57E-01	0.00E+00	1.0E+06	0.0E+00
0	0	1.44E-02	0.0E+00	3.46E-04	0.00E+00	0.18	1.57E-01	0.00E+00	1.0E+06	0.0E+00
0	0	1.44E-02	0.0E+00	3.46E-04	0.00E+00	0.18	1.57E-01	0.00E+00	1.0E+06	0.0E+00
0	0	1.44E-02	0.0E+00	3.46E-04	0.00E+00	0.18	1.57E-01	0.00E+00	1.0E+06	0.0E+00
0	0	1.44E-02	0.0E+00	3.46E-04	0.00E+00	0.18	1.57E-01	0.00E+00	1.0E+06	0.0E+00
0	0	1.44E-02	0.0E+00	3.46E-04	0.00E+00	0.18	1.57E-01	0.00E+00	1.0E+06	0.0E+00
0	0	1.44E-02	0.0E+00	3.46E-04	0.00E+00	0.18	1.57E-01	0.00E+00	1.0E+06	0.0E+00
0	0	1.44E-02	0.0E+00	3.46E-04	0.00E+00	0.18	1.57E-01	0.00E+00	1.0E+06	0.0E+00
0	0	1.44E-02	0.0E+00	3.46E-04	0.00E+00	0.18	1.57E-01	0.00E+00	1.0E+06	0.0E+00
0	0	1.44E-02	0.0E+00	3.46E-04	0.00E+00	0.18	1.57E-01	0.00E+00	1.0E+06	0.0E+00
0	0	1.44E-02	0.0E+00	3.46E-04	0.00E+00	0.18	1.57E-01	0.00E+00	1.0E+06	0.0E+00
0	0	1.44E-02	0.0E+00	3.46E-04	0.00E+00	0.18	1.57E-01	0.00E+00	1.0E+06	0.0E+00
0	0	1.44E-02	0.0E+00	3.46E-04	0.00E+00	0.18	1.57E-01	0.00E+00	1.0E+06	0.0E+00
0	0	1.44E-02	0.0E+00	3.46E-04	0.00E+00	0.18	1.57E-01	0.00E+00	1.0E+06	0.0E+00
0	0	1.44E-02	0.0E+00	3.46E-04	0.00E+00	0.18	1.57E-01	0.00E+00	1.0E+06	0.0E+00
0	0	1.44E-02	0.0E+00	3.46E-04	0.00E+00	0.18	1.57E-01	0.00E+00	1.0E+06	0.0E+00
0	0	1.44E-02	0.0E+00	3.46E-04	0.00E+00	0.18	1.57E-01	0.00E+00	1.0E+06	0.0E+00
0	0	1.44E-02	0.0E+00	3.46E-04	0.00E+00	0.18	1.57E-01	0.00E+00	1.0E+06	0.0E+00
0	0	1.44E-02	0.0E+00	3.46E-04	0.00E+00	0.18	1.57E-01	0.00E+00	1.0E+06	0.0E+00
0	0	1.44E-02	0.0E+00	3.46E-04	0.00E+00	0.18	1.57E-01	0.00E+00	1.0E+06	0.0E+00
0	0	1.44E-02	0.0E+00	3.46E-04	0.00E+00	0.18	1.57E-01	0.00E+00	1.0E+06	0.0E+00
0	0	1.44E-02	0.0E+00	3.46E-04	0.00E+00	0.18	1.57E-01	0.00E+00	1.0E+06	0.0E+00
0	0	1.44E-02	0.0E+00	3.46E-04	0.00E+00	0.18	1.57E-01	0.00E+00	1.0E+06	0.0E+00
0	0	1.44E-02	0.0E+00	3.46E-04	0.00E+00	0.18	1.57E-01	0.00E+00	1.0E+06	0.0E+00
0	0	1.44E-02	0.0E+00	3.46E-04	0.00E+00	0.18	1.57E-01	0.00E+00	1.0E+06	0.0E+00
0	0	1.44E-02	0.0E+00	3.46E-04	0.00E+00	0.18	1.57E-01	0.00E+00	1.0E+06	0.0E+00
0	0	1.44E-02	0.0E+00	3.46E-04	0.00E+00	0.18	1.57E-01	0.00E+00	1.0E+06	0.0E+00

Ventura Ranch

P2 (on) - Site Preparation

							Cancer Risk from 3rd Trimester			
Receptor #	Conc	g/sec	Cair	Dose Constant	Dose	ED	Risk Constant	Risk	Constant 2	Risk/ Million
0	0	1.44E-02	0.0E+00	3.46E-04	0.00E+00	0.18	1.57E-01	0.00E+00	1.0E+06	0.0E+00
0	0	1.44E-02	0.0E+00	3.46E-04	0.00E+00	0.18	1.57E-01	0.00E+00	1.0E+06	0.0E+00
0	0	1.44E-02	0.0E+00	3.46E-04	0.00E+00	0.18	1.57E-01	0.00E+00	1.0E+06	0.0E+00
0	0	1.44E-02	0.0E+00	3.46E-04	0.00E+00	0.18	1.57E-01	0.00E+00	1.0E+06	0.0E+00
0	0	1.44E-02	0.0E+00	3.46E-04	0.00E+00	0.18	1.57E-01	0.00E+00	1.0E+06	0.0E+00
0	0	1.44E-02	0.0E+00	3.46E-04	0.00E+00	0.18	1.57E-01	0.00E+00	1.0E+06	0.0E+00
0	0	1.44E-02	0.0E+00	3.46E-04	0.00E+00	0.18	1.57E-01	0.00E+00	1.0E+06	0.0E+00
0	0	1.44E-02	0.0E+00	3.46E-04	0.00E+00	0.18	1.57E-01	0.00E+00	1.0E+06	0.0E+00
0	0	1.44E-02	0.0E+00	3.46E-04	0.00E+00	0.18	1.57E-01	0.00E+00	1.0E+06	0.0E+00
0	0	1.44E-02	0.0E+00	3.46E-04	0.00E+00	0.18	1.57E-01	0.00E+00	1.0E+06	0.0E+00
0	0	1.44E-02	0.0E+00	3.46E-04	0.00E+00	0.18	1.57E-01	0.00E+00	1.0E+06	0.0E+00
0	0	1.44E-02	0.0E+00	3.46E-04	0.00E+00	0.18	1.57E-01	0.00E+00	1.0E+06	0.0E+00
0	0	1.44E-02	0.0E+00	3.46E-04	0.00E+00	0.18	1.57E-01	0.00E+00	1.0E+06	0.0E+00
0	0	1.44E-02	0.0E+00	3.46E-04	0.00E+00	0.18	1.57E-01	0.00E+00	1.0E+06	0.0E+00
0	0	1.44E-02	0.0E+00	3.46E-04	0.00E+00	0.18	1.57E-01	0.00E+00	1.0E+06	0.0E+00
0	0	1.44E-02	0.0E+00	3.46E-04	0.00E+00	0.18	1.57E-01	0.00E+00	1.0E+06	0.0E+00
0	0	1.44E-02	0.0E+00	3.46E-04	0.00E+00	0.18	1.57E-01	0.00E+00	1.0E+06	0.0E+00
0	0	1.44E-02	0.0E+00	3.46E-04	0.00E+00	0.18	1.57E-01	0.00E+00	1.0E+06	0.0E+00
0	0	1.44E-02	0.0E+00	3.46E-04	0.00E+00	0.18	1.57E-01	0.00E+00	1.0E+06	0.0E+00
0	0	1.44E-02	0.0E+00	3.46E-04	0.00E+00	0.18	1.57E-01	0.00E+00	1.0E+06	0.0E+00
0	0	1.44E-02	0.0E+00	3.46E-04	0.00E+00	0.18	1.57E-01	0.00E+00	1.0E+06	0.0E+00
0	0	1.44E-02	0.0E+00	3.46E-04	0.00E+00	0.18	1.57E-01	0.00E+00	1.0E+06	0.0E+00
0	0	1.44E-02	0.0E+00	3.46E-04	0.00E+00	0.18	1.57E-01	0.00E+00	1.0E+06	0.0E+00
0	0	1.44E-02	0.0E+00	3.46E-04	0.00E+00	0.18	1.57E-01	0.00E+00	1.0E+06	0.0E+00
0	0	1.44E-02	0.0E+00	3.46E-04	0.00E+00	0.18	1.57E-01	0.00E+00	1.0E+06	0.0E+00
0	0	1.44E-02	0.0E+00	3.46E-04	0.00E+00	0.18	1.57E-01	0.00E+00	1.0E+06	0.0E+00
0	0	1.44E-02	0.0E+00	3.46E-04	0.00E+00	0.18	1.57E-01	0.00E+00	1.0E+06	0.0E+00
0	0	1.44E-02	0.0E+00	3.46E-04	0.00E+00	0.18	1.57E-01	0.00E+00	1.0E+06	0.0E+00
0	0	1.44E-02	0.0E+00	3.46E-04	0.00E+00	0.18	1.57E-01	0.00E+00	1.0E+06	0.0E+00
0	0	1.44E-02	0.0E+00	3.46E-04	0.00E+00	0.18	1.57E-01	0.00E+00	1.0E+06	0.0E+00
0	0	1.44E-02	0.0E+00	3.46E-04	0.00E+00	0.18	1.57E-01	0.00E+00	1.0E+06	0.0E+00
0	0	1.44E-02	0.0E+00	3.46E-04	0.00E+00	0.18	1.57E-01	0.00E+00	1.0E+06	0.0E+00
0	0	1.44E-02	0.0E+00	3.46E-04	0.00E+00	0.18	1.57E-01	0.00E+00	1.0E+06	0.0E+00
0	0	1.44E-02	0.0E+00	3.46E-04	0.00E+00	0.18	1.57E-01	0.00E+00	1.0E+06	0.0E+00
0	0	1.44E-02	0.0E+00	3.46E-04	0.00E+00	0.18	1.57E-01	0.00E+00	1.0E+06	0.0E+00

Ventura Ranch

P2 (on) - Site Preparation

		Cancer Risk from 3rd Trimester								
Receptor #	Conc	g/sec	Cair	Dose Constant	Dose	ED	Risk Constant	Risk	Constant 2	Risk/ Million
0	0	1.44E-02	0.0E+00	3.46E-04	0.00E+00	0.18	1.57E-01	0.00E+00	1.0E+06	0.0E+00
0	0	1.44E-02	0.0E+00	3.46E-04	0.00E+00	0.18	1.57E-01	0.00E+00	1.0E+06	0.0E+00
0	0	1.44E-02	0.0E+00	3.46E-04	0.00E+00	0.18	1.57E-01	0.00E+00	1.0E+06	0.0E+00
0	0	1.44E-02	0.0E+00	3.46E-04	0.00E+00	0.18	1.57E-01	0.00E+00	1.0E+06	0.0E+00
0	0	1.44E-02	0.0E+00	3.46E-04	0.00E+00	0.18	1.57E-01	0.00E+00	1.0E+06	0.0E+00
0	0	1.44E-02	0.0E+00	3.46E-04	0.00E+00	0.18	1.57E-01	0.00E+00	1.0E+06	0.0E+00
0	0	1.44E-02	0.0E+00	3.46E-04	0.00E+00	0.18	1.57E-01	0.00E+00	1.0E+06	0.0E+00
0	0	1.44E-02	0.0E+00	3.46E-04	0.00E+00	0.18	1.57E-01	0.00E+00	1.0E+06	0.0E+00
0	0	1.44E-02	0.0E+00	3.46E-04	0.00E+00	0.18	1.57E-01	0.00E+00	1.0E+06	0.0E+00
0	0	1.44E-02	0.0E+00	3.46E-04	0.00E+00	0.18	1.57E-01	0.00E+00	1.0E+06	0.0E+00
0	0	1.44E-02	0.0E+00	3.46E-04	0.00E+00	0.18	1.57E-01	0.00E+00	1.0E+06	0.0E+00
0	0	1.44E-02	0.0E+00	3.46E-04	0.00E+00	0.18	1.57E-01	0.00E+00	1.0E+06	0.0E+00
0	0	1.44E-02	0.0E+00	3.46E-04	0.00E+00	0.18	1.57E-01	0.00E+00	1.0E+06	0.0E+00
0	0	1.44E-02	0.0E+00	3.46E-04	0.00E+00	0.18	1.57E-01	0.00E+00	1.0E+06	0.0E+00
0	0	1.44E-02	0.0E+00	3.46E-04	0.00E+00	0.18	1.57E-01	0.00E+00	1.0E+06	0.0E+00

Ventura Ranch

P2 (on) - Site Preparation

		Cancer Risk from Birth to 2 years								
Receptor #	Conc	g/sec	Cair	Dose Constant	Dose	ED	Risk Constant	Risk	Constant 2	Risk/ Million
361	4.95535	1.44E-02	7.1E-02	1.05E-03	7.44E-05	0.07	1.57E-01	8.01E-07	1.0E+06	8.0E-01
362	6.60902	1.44E-02	9.5E-02	1.05E-03	9.92E-05	0.07	1.57E-01	1.07E-06	1.0E+06	1.1E+00
363	9.04167	1.44E-02	1.3E-01	1.05E-03	1.36E-04	0.07	1.57E-01	1.46E-06	1.0E+06	1.5E+00
364	12.56923	1.44E-02	1.8E-01	1.05E-03	1.89E-04	0.07	1.57E-01	2.03E-06	1.0E+06	2.0E+00
365	4.92029	1.44E-02	7.1E-02	1.05E-03	7.39E-05	0.07	1.57E-01	7.95E-07	1.0E+06	8.0E-01
366	6.62361	1.44E-02	9.5E-02	1.05E-03	9.94E-05	0.07	1.57E-01	1.07E-06	1.0E+06	1.1E+00
367	9.23724	1.44E-02	1.3E-01	1.05E-03	1.39E-04	0.07	1.57E-01	1.49E-06	1.0E+06	1.5E+00
368	13.25394	1.44E-02	1.9E-01	1.05E-03	1.99E-04	0.07	1.57E-01	2.14E-06	1.0E+06	2.1E+00
369	19.34442	1.44E-02	2.8E-01	1.05E-03	2.90E-04	0.07	1.57E-01	3.13E-06	1.0E+06	3.1E+00
370	26.70815	1.44E-02	3.8E-01	1.05E-03	4.01E-04	0.07	1.57E-01	4.32E-06	1.0E+06	4.3E+00
371	4.85045	1.44E-02	7.0E-02	1.05E-03	7.28E-05	0.07	1.57E-01	7.84E-07	1.0E+06	7.8E-01
372	6.55967	1.44E-02	9.4E-02	1.05E-03	9.85E-05	0.07	1.57E-01	1.06E-06	1.0E+06	1.1E+00
373	9.29182	1.44E-02	1.3E-01	1.05E-03	1.39E-04	0.07	1.57E-01	1.50E-06	1.0E+06	1.5E+00
374	13.70233	1.44E-02	2.0E-01	1.05E-03	2.06E-04	0.07	1.57E-01	2.21E-06	1.0E+06	2.2E+00
375	20.62319	1.44E-02	3.0E-01	1.05E-03	3.10E-04	0.07	1.57E-01	3.33E-06	1.0E+06	3.3E+00
376	4.71558	1.44E-02	6.8E-02	1.05E-03	7.08E-05	0.07	1.57E-01	7.62E-07	1.0E+06	7.6E-01
377	6.36714	1.44E-02	9.1E-02	1.05E-03	9.56E-05	0.07	1.57E-01	1.03E-06	1.0E+06	1.0E+00
378	9.11726	1.44E-02	1.3E-01	1.05E-03	1.37E-04	0.07	1.57E-01	1.47E-06	1.0E+06	1.5E+00
379	13.76331	1.44E-02	2.0E-01	1.05E-03	2.07E-04	0.07	1.57E-01	2.22E-06	1.0E+06	2.2E+00
380	21.20363	1.44E-02	3.0E-01	1.05E-03	3.18E-04	0.07	1.57E-01	3.43E-06	1.0E+06	3.4E+00
381	4.51964	1.44E-02	6.5E-02	1.05E-03	6.79E-05	0.07	1.57E-01	7.30E-07	1.0E+06	7.3E-01
382	6.0317	1.44E-02	8.7E-02	1.05E-03	9.06E-05	0.07	1.57E-01	9.75E-07	1.0E+06	9.7E-01
383	8.66046	1.44E-02	1.2E-01	1.05E-03	1.30E-04	0.07	1.57E-01	1.40E-06	1.0E+06	1.4E+00
384	13.39259	1.44E-02	1.9E-01	1.05E-03	2.01E-04	0.07	1.57E-01	2.16E-06	1.0E+06	2.2E+00
385	20.95751	1.44E-02	3.0E-01	1.05E-03	3.15E-04	0.07	1.57E-01	3.39E-06	1.0E+06	3.4E+00
386	4.26391	1.44E-02	6.1E-02	1.05E-03	6.40E-05	0.07	1.57E-01	6.89E-07	1.0E+06	6.9E-01
387	5.58638	1.44E-02	8.0E-02	1.05E-03	8.39E-05	0.07	1.57E-01	9.03E-07	1.0E+06	9.0E-01
388	7.92249	1.44E-02	1.1E-01	1.05E-03	1.19E-04	0.07	1.57E-01	1.28E-06	1.0E+06	1.3E+00
389	12.48668	1.44E-02	1.8E-01	1.05E-03	1.87E-04	0.07	1.57E-01	2.02E-06	1.0E+06	2.0E+00
390	19.56966	1.44E-02	2.8E-01	1.05E-03	2.94E-04	0.07	1.57E-01	3.16E-06	1.0E+06	3.2E+00
391	3.93253	1.44E-02	5.6E-02	1.05E-03	5.90E-05	0.07	1.57E-01	6.35E-07	1.0E+06	6.4E-01

Ventura Ranch

P2 (on) - Site Preparation

						Cancer Risk from Birth to 2 years				
Receptor #	Conc	g/sec	Cair	Dose Constant	Dose	ED	Risk Constant	Risk	Constant 2	Risk/ Million
392	5.06158	1.44E-02	7.3E-02	1.05E-03	7.60E-05	0.07	1.57E-01	8.18E-07	1.0E+06	8.2E-01
393	6.9871	1.44E-02	1.0E-01	1.05E-03	1.05E-04	0.07	1.57E-01	1.13E-06	1.0E+06	1.1E+00
394	10.85662	1.44E-02	1.6E-01	1.05E-03	1.63E-04	0.07	1.57E-01	1.75E-06	1.0E+06	1.8E+00
395	3.5121	1.44E-02	5.0E-02	1.05E-03	5.27E-05	0.07	1.57E-01	5.68E-07	1.0E+06	5.7E-01
396	4.4386	1.44E-02	6.4E-02	1.05E-03	6.66E-05	0.07	1.57E-01	7.17E-07	1.0E+06	7.2E-01
397	5.92027	1.44E-02	8.5E-02	1.05E-03	8.89E-05	0.07	1.57E-01	9.57E-07	1.0E+06	9.6E-01
398	8.53013	1.44E-02	1.2E-01	1.05E-03	1.28E-04	0.07	1.57E-01	1.38E-06	1.0E+06	1.4E+00
399	3.01666	1.44E-02	4.3E-02	1.05E-03	4.53E-05	0.07	1.57E-01	4.87E-07	1.0E+06	4.9E-01
400	3.70911	1.44E-02	5.3E-02	1.05E-03	5.57E-05	0.07	1.57E-01	5.99E-07	1.0E+06	6.0E-01
401	4.72649	1.44E-02	6.8E-02	1.05E-03	7.10E-05	0.07	1.57E-01	7.64E-07	1.0E+06	7.6E-01
402	6.33119	1.44E-02	9.1E-02	1.05E-03	9.51E-05	0.07	1.57E-01	1.02E-06	1.0E+06	1.0E+00
403	8.69245	1.44E-02	1.2E-01	1.05E-03	1.31E-04	0.07	1.57E-01	1.40E-06	1.0E+06	1.4E+00
404	2.52916	1.44E-02	3.6E-02	1.05E-03	3.80E-05	0.07	1.57E-01	4.09E-07	1.0E+06	4.1E-01
405	3.01318	1.44E-02	4.3E-02	1.05E-03	4.52E-05	0.07	1.57E-01	4.87E-07	1.0E+06	4.9E-01
406	3.66982	1.44E-02	5.3E-02	1.05E-03	5.51E-05	0.07	1.57E-01	5.93E-07	1.0E+06	5.9E-01
407	4.64158	1.44E-02	6.7E-02	1.05E-03	6.97E-05	0.07	1.57E-01	7.50E-07	1.0E+06	7.5E-01
408	6.30457	1.44E-02	9.1E-02	1.05E-03	9.47E-05	0.07	1.57E-01	1.02E-06	1.0E+06	1.0E+00
409	9.60755	1.44E-02	1.4E-01	1.05E-03	1.44E-04	0.07	1.57E-01	1.55E-06	1.0E+06	1.6E+00
410	14.47449	1.44E-02	2.1E-01	1.05E-03	2.17E-04	0.07	1.57E-01	2.34E-06	1.0E+06	2.3E+00
411	20.04682	1.44E-02	2.9E-01	1.05E-03	3.01E-04	0.07	1.57E-01	3.24E-06	1.0E+06	3.2E+00
412	2.45399	1.44E-02	3.5E-02	1.05E-03	3.68E-05	0.07	1.57E-01	3.97E-07	1.0E+06	4.0E-01
413	2.90731	1.44E-02	4.2E-02	1.05E-03	4.36E-05	0.07	1.57E-01	4.70E-07	1.0E+06	4.7E-01
414	3.55702	1.44E-02	5.1E-02	1.05E-03	5.34E-05	0.07	1.57E-01	5.75E-07	1.0E+06	5.7E-01
415	4.57946	1.44E-02	6.6E-02	1.05E-03	6.88E-05	0.07	1.57E-01	7.40E-07	1.0E+06	7.4E-01
416	6.25577	1.44E-02	9.0E-02	1.05E-03	9.39E-05	0.07	1.57E-01	1.01E-06	1.0E+06	1.0E+00
417	8.79078	1.44E-02	1.3E-01	1.05E-03	1.32E-04	0.07	1.57E-01	1.42E-06	1.0E+06	1.4E+00
418	12.21996	1.44E-02	1.8E-01	1.05E-03	1.83E-04	0.07	1.57E-01	1.97E-06	1.0E+06	2.0E+00
419	16.64768	1.44E-02	2.4E-01	1.05E-03	2.50E-04	0.07	1.57E-01	2.69E-06	1.0E+06	2.7E+00
420	22.21128	1.44E-02	3.2E-01	1.05E-03	3.33E-04	0.07	1.57E-01	3.59E-06	1.0E+06	3.6E+00
421	2.01359	1.44E-02	2.9E-02	1.05E-03	3.02E-05	0.07	1.57E-01	3.25E-07	1.0E+06	3.3E-01
422	2.36266	1.44E-02	3.4E-02	1.05E-03	3.55E-05	0.07	1.57E-01	3.82E-07	1.0E+06	3.8E-01

Ventura Ranch

P2 (on) - Site Preparation

		Cancer Risk from Birth to 2 years								
Receptor #	Conc	g/sec	Cair	Dose Constant	Dose	ED	Risk Constant	Risk	Constant 2	Risk/ Million
423	2.8288	1.44E-02	4.1E-02	1.05E-03	4.25E-05	0.07	1.57E-01	4.57E-07	1.0E+06	4.6E-01
424	3.50789	1.44E-02	5.0E-02	1.05E-03	5.27E-05	0.07	1.57E-01	5.67E-07	1.0E+06	5.7E-01
425	4.51688	1.44E-02	6.5E-02	1.05E-03	6.78E-05	0.07	1.57E-01	7.30E-07	1.0E+06	7.3E-01
426	5.97658	1.44E-02	8.6E-02	1.05E-03	8.97E-05	0.07	1.57E-01	9.66E-07	1.0E+06	9.7E-01
427	8.0194	1.44E-02	1.2E-01	1.05E-03	1.20E-04	0.07	1.57E-01	1.30E-06	1.0E+06	1.3E+00
428	10.81122	1.44E-02	1.6E-01	1.05E-03	1.62E-04	0.07	1.57E-01	1.75E-06	1.0E+06	1.7E+00
429	14.68489	1.44E-02	2.1E-01	1.05E-03	2.20E-04	0.07	1.57E-01	2.37E-06	1.0E+06	2.4E+00
430	20.3348	1.44E-02	2.9E-01	1.05E-03	3.05E-04	0.07	1.57E-01	3.29E-06	1.0E+06	3.3E+00
431	28.50824	1.44E-02	4.1E-01	1.05E-03	4.28E-04	0.07	1.57E-01	4.61E-06	1.0E+06	4.6E+00
432	37.03231	1.44E-02	5.3E-01	1.05E-03	5.56E-04	0.07	1.57E-01	5.98E-06	1.0E+06	6.0E+00
433	1.96017	1.44E-02	2.8E-02	1.05E-03	2.94E-05	0.07	1.57E-01	3.17E-07	1.0E+06	3.2E-01
434	2.31353	1.44E-02	3.3E-02	1.05E-03	3.47E-05	0.07	1.57E-01	3.74E-07	1.0E+06	3.7E-01
435	2.80067	1.44E-02	4.0E-02	1.05E-03	4.20E-05	0.07	1.57E-01	4.53E-07	1.0E+06	4.5E-01
436	3.48267	1.44E-02	5.0E-02	1.05E-03	5.23E-05	0.07	1.57E-01	5.63E-07	1.0E+06	5.6E-01
437	4.43222	1.44E-02	6.4E-02	1.05E-03	6.65E-05	0.07	1.57E-01	7.16E-07	1.0E+06	7.2E-01
438	5.75867	1.44E-02	8.3E-02	1.05E-03	8.65E-05	0.07	1.57E-01	9.31E-07	1.0E+06	9.3E-01
439	7.64932	1.44E-02	1.1E-01	1.05E-03	1.15E-04	0.07	1.57E-01	1.24E-06	1.0E+06	1.2E+00
440	10.47736	1.44E-02	1.5E-01	1.05E-03	1.57E-04	0.07	1.57E-01	1.69E-06	1.0E+06	1.7E+00
441	14.98847	1.44E-02	2.2E-01	1.05E-03	2.25E-04	0.07	1.57E-01	2.42E-06	1.0E+06	2.4E+00
442	22.02393	1.44E-02	3.2E-01	1.05E-03	3.31E-04	0.07	1.57E-01	3.56E-06	1.0E+06	3.6E+00
443	1.65254	1.44E-02	2.4E-02	1.05E-03	2.48E-05	0.07	1.57E-01	2.67E-07	1.0E+06	2.7E-01
444	1.93104	1.44E-02	2.8E-02	1.05E-03	2.90E-05	0.07	1.57E-01	3.12E-07	1.0E+06	3.1E-01
445	2.30102	1.44E-02	3.3E-02	1.05E-03	3.45E-05	0.07	1.57E-01	3.72E-07	1.0E+06	3.7E-01
446	2.8	1.44E-02	4.0E-02	1.05E-03	4.20E-05	0.07	1.57E-01	4.52E-07	1.0E+06	4.5E-01
447	3.47822	1.44E-02	5.0E-02	1.05E-03	5.22E-05	0.07	1.57E-01	5.62E-07	1.0E+06	5.6E-01
448	4.41588	1.44E-02	6.3E-02	1.05E-03	6.63E-05	0.07	1.57E-01	7.14E-07	1.0E+06	7.1E-01
449	5.7775	1.44E-02	8.3E-02	1.05E-03	8.67E-05	0.07	1.57E-01	9.34E-07	1.0E+06	9.3E-01
450	7.94154	1.44E-02	1.1E-01	1.05E-03	1.19E-04	0.07	1.57E-01	1.28E-06	1.0E+06	1.3E+00
451	11.77185	1.44E-02	1.7E-01	1.05E-03	1.77E-04	0.07	1.57E-01	1.90E-06	1.0E+06	1.9E+00
452	18.09618	1.44E-02	2.6E-01	1.05E-03	2.72E-04	0.07	1.57E-01	2.92E-06	1.0E+06	2.9E+00
453	1.39658	1.44E-02	2.0E-02	1.05E-03	2.10E-05	0.07	1.57E-01	2.26E-07	1.0E+06	2.3E-01

Ventura Ranch

P2 (on) - Site Preparation

							Cancer Risk from Birth to 2 years			
Receptor #	Conc	g/sec	Cair	Dose Constant	Dose	ED	Risk Constant	Risk	Constant 2	Risk/ Million
454	1.6219	1.44E-02	2.3E-02	1.05E-03	2.43E-05	0.07	1.57E-01	2.62E-07	1.0E+06	2.6E-01
455	1.91757	1.44E-02	2.8E-02	1.05E-03	2.88E-05	0.07	1.57E-01	3.10E-07	1.0E+06	3.1E-01
456	2.30378	1.44E-02	3.3E-02	1.05E-03	3.46E-05	0.07	1.57E-01	3.72E-07	1.0E+06	3.7E-01
457	2.81716	1.44E-02	4.0E-02	1.05E-03	4.23E-05	0.07	1.57E-01	4.55E-07	1.0E+06	4.6E-01
458	3.52035	1.44E-02	5.1E-02	1.05E-03	5.29E-05	0.07	1.57E-01	5.69E-07	1.0E+06	5.7E-01
459	4.5357	1.44E-02	6.5E-02	1.05E-03	6.81E-05	0.07	1.57E-01	7.33E-07	1.0E+06	7.3E-01
460	6.16797	1.44E-02	8.9E-02	1.05E-03	9.26E-05	0.07	1.57E-01	9.97E-07	1.0E+06	1.0E+00
461	9.27403	1.44E-02	1.3E-01	1.05E-03	1.39E-04	0.07	1.57E-01	1.50E-06	1.0E+06	1.5E+00
462	14.63239	1.44E-02	2.1E-01	1.05E-03	2.20E-04	0.07	1.57E-01	2.36E-06	1.0E+06	2.4E+00
463	2.83771	1.44E-02	4.1E-02	1.05E-03	4.26E-05	0.07	1.57E-01	4.59E-07	1.0E+06	4.6E-01
464	3.60056	1.44E-02	5.2E-02	1.05E-03	5.41E-05	0.07	1.57E-01	5.82E-07	1.0E+06	5.8E-01
465	4.78728	1.44E-02	6.9E-02	1.05E-03	7.19E-05	0.07	1.57E-01	7.74E-07	1.0E+06	7.7E-01
466	6.91251	1.44E-02	9.9E-02	1.05E-03	1.04E-04	0.07	1.57E-01	1.12E-06	1.0E+06	1.1E+00
467	10.10183	1.44E-02	1.5E-01	1.05E-03	1.52E-04	0.07	1.57E-01	1.63E-06	1.0E+06	1.6E+00
0	0	1.44E-02	0.0E+00	1.05E-03	0.00E+00	0.07	1.57E-01	0.00E+00	1.0E+06	0.0E+00
0	0	1.44E-02	0.0E+00	1.05E-03	0.00E+00	0.07	1.57E-01	0.00E+00	1.0E+06	0.0E+00
0	0	1.44E-02	0.0E+00	1.05E-03	0.00E+00	0.07	1.57E-01	0.00E+00	1.0E+06	0.0E+00
0	0	1.44E-02	0.0E+00	1.05E-03	0.00E+00	0.07	1.57E-01	0.00E+00	1.0E+06	0.0E+00
0	0	1.44E-02	0.0E+00	1.05E-03	0.00E+00	0.07	1.57E-01	0.00E+00	1.0E+06	0.0E+00
0	0	1.44E-02	0.0E+00	1.05E-03	0.00E+00	0.07	1.57E-01	0.00E+00	1.0E+06	0.0E+00
0	0	1.44E-02	0.0E+00	1.05E-03	0.00E+00	0.07	1.57E-01	0.00E+00	1.0E+06	0.0E+00
0	0	1.44E-02	0.0E+00	1.05E-03	0.00E+00	0.07	1.57E-01	0.00E+00	1.0E+06	0.0E+00
0	0	1.44E-02	0.0E+00	1.05E-03	0.00E+00	0.07	1.57E-01	0.00E+00	1.0E+06	0.0E+00
0	0	1.44E-02	0.0E+00	1.05E-03	0.00E+00	0.07	1.57E-01	0.00E+00	1.0E+06	0.0E+00
0	0	1.44E-02	0.0E+00	1.05E-03	0.00E+00	0.07	1.57E-01	0.00E+00	1.0E+06	0.0E+00
0	0	1.44E-02	0.0E+00	1.05E-03	0.00E+00	0.07	1.57E-01	0.00E+00	1.0E+06	0.0E+00
0	0	1.44E-02	0.0E+00	1.05E-03	0.00E+00	0.07	1.57E-01	0.00E+00	1.0E+06	0.0E+00
0	0	1.44E-02	0.0E+00	1.05E-03	0.00E+00	0.07	1.57E-01	0.00E+00	1.0E+06	0.0E+00
0	0	1.44E-02	0.0E+00	1.05E-03	0.00E+00	0.07	1.57E-01	0.00E+00	1.0E+06	0.0E+00
0	0	1.44E-02	0.0E+00	1.05E-03	0.00E+00	0.07	1.57E-01	0.00E+00	1.0E+06	0.0E+00
0	0	1.44E-02	0.0E+00	1.05E-03	0.00E+00	0.07	1.57E-01	0.00E+00	1.0E+06	0.0E+00
0	0	1.44E-02	0.0E+00	1.05E-03	0.00E+00	0.07	1.57E-01	0.00E+00	1.0E+06	0.0E+00

Ventura Ranch

P2 (on) - Site Preparation

					Cancer Risk from Birth to 2 years					
Receptor #	Conc	g/sec	Cair	Dose Constant	Dose	ED	Risk Constant	Risk	Constant 2	Risk/ Million
0	0	1.44E-02	0.0E+00	1.05E-03	0.00E+00	0.07	1.57E-01	0.00E+00	1.0E+06	0.0E+00
0	0	1.44E-02	0.0E+00	1.05E-03	0.00E+00	0.07	1.57E-01	0.00E+00	1.0E+06	0.0E+00
0	0	1.44E-02	0.0E+00	1.05E-03	0.00E+00	0.07	1.57E-01	0.00E+00	1.0E+06	0.0E+00
0	0	1.44E-02	0.0E+00	1.05E-03	0.00E+00	0.07	1.57E-01	0.00E+00	1.0E+06	0.0E+00
0	0	1.44E-02	0.0E+00	1.05E-03	0.00E+00	0.07	1.57E-01	0.00E+00	1.0E+06	0.0E+00
0	0	1.44E-02	0.0E+00	1.05E-03	0.00E+00	0.07	1.57E-01	0.00E+00	1.0E+06	0.0E+00
0	0	1.44E-02	0.0E+00	1.05E-03	0.00E+00	0.07	1.57E-01	0.00E+00	1.0E+06	0.0E+00
0	0	1.44E-02	0.0E+00	1.05E-03	0.00E+00	0.07	1.57E-01	0.00E+00	1.0E+06	0.0E+00
0	0	1.44E-02	0.0E+00	1.05E-03	0.00E+00	0.07	1.57E-01	0.00E+00	1.0E+06	0.0E+00
0	0	1.44E-02	0.0E+00	1.05E-03	0.00E+00	0.07	1.57E-01	0.00E+00	1.0E+06	0.0E+00
0	0	1.44E-02	0.0E+00	1.05E-03	0.00E+00	0.07	1.57E-01	0.00E+00	1.0E+06	0.0E+00
0	0	1.44E-02	0.0E+00	1.05E-03	0.00E+00	0.07	1.57E-01	0.00E+00	1.0E+06	0.0E+00
0	0	1.44E-02	0.0E+00	1.05E-03	0.00E+00	0.07	1.57E-01	0.00E+00	1.0E+06	0.0E+00
0	0	1.44E-02	0.0E+00	1.05E-03	0.00E+00	0.07	1.57E-01	0.00E+00	1.0E+06	0.0E+00
0	0	1.44E-02	0.0E+00	1.05E-03	0.00E+00	0.07	1.57E-01	0.00E+00	1.0E+06	0.0E+00
0	0	1.44E-02	0.0E+00	1.05E-03	0.00E+00	0.07	1.57E-01	0.00E+00	1.0E+06	0.0E+00
0	0	1.44E-02	0.0E+00	1.05E-03	0.00E+00	0.07	1.57E-01	0.00E+00	1.0E+06	0.0E+00
0	0	1.44E-02	0.0E+00	1.05E-03	0.00E+00	0.07	1.57E-01	0.00E+00	1.0E+06	0.0E+00
0	0	1.44E-02	0.0E+00	1.05E-03	0.00E+00	0.07	1.57E-01	0.00E+00	1.0E+06	0.0E+00
0	0	1.44E-02	0.0E+00	1.05E-03	0.00E+00	0.07	1.57E-01	0.00E+00	1.0E+06	0.0E+00
0	0	1.44E-02	0.0E+00	1.05E-03	0.00E+00	0.07	1.57E-01	0.00E+00	1.0E+06	0.0E+00
0	0	1.44E-02	0.0E+00	1.05E-03	0.00E+00	0.07	1.57E-01	0.00E+00	1.0E+06	0.0E+00
0	0	1.44E-02	0.0E+00	1.05E-03	0.00E+00	0.07	1.57E-01	0.00E+00	1.0E+06	0.0E+00
0	0	1.44E-02	0.0E+00	1.05E-03	0.00E+00	0.07	1.57E-01	0.00E+00	1.0E+06	0.0E+00
0	0	1.44E-02	0.0E+00	1.05E-03	0.00E+00	0.07	1.57E-01	0.00E+00	1.0E+06	0.0E+00
0	0	1.44E-02	0.0E+00	1.05E-03	0.00E+00	0.07	1.57E-01	0.00E+00	1.0E+06	0.0E+00
0	0	1.44E-02	0.0E+00	1.05E-03	0.00E+00	0.07	1.57E-01	0.00E+00	1.0E+06	0.0E+00
0	0	1.44E-02	0.0E+00	1.05E-03	0.00E+00	0.07	1.57E-01	0.00E+00	1.0E+06	0.0E+00
0	0	1.44E-02	0.0E+00	1.05E-03	0.00E+00	0.07	1.57E-01	0.00E+00	1.0E+06	0.0E+00
0	0	1.44E-02	0.0E+00	1.05E-03	0.00E+00	0.07	1.57E-01	0.00E+00	1.0E+06	0.0E+00
0	0	1.44E-02	0.0E+00	1.05E-03	0.00E+00	0.07	1.57E-01	0.00E+00	1.0E+06	0.0E+00
0	0	1.44E-02	0.0E+00	1.05E-03	0.00E+00	0.07	1.57E-01	0.00E+00	1.0E+06	0.0E+00
0	0	1.44E-02	0.0E+00	1.05E-03	0.00E+00	0.07	1.57E-01	0.00E+00	1.0E+06	0.0E+00
0	0	1.44E-02	0.0E+00	1.05E-03	0.00E+00	0.07	1.57E-01	0.00E+00	1.0E+06	0.0E+00
0	0	1.44E-02	0.0E+00	1.05E-03	0.00E+00	0.07	1.57E-01	0.00E+00	1.0E+06	0.0E+00
0	0	1.44E-02	0.0E+00	1.05E-03	0.00E+00	0.07	1.57E-01	0.00E+00	1.0E+06	0.0E+00
0	0	1.44E-02	0.0E+00	1.05E-03	0.00E+00	0.07	1.57E-01	0.00E+00	1.0E+06	0.0E+00
0	0	1.44E-02	0.0E+00	1.05E-03	0.00E+00	0.07	1.57E-01	0.00E+00	1.0E+06	0.0E+00

Ventura Ranch

P2 (on) - Site Preparation

					Cancer Risk from Birth to 2 years					
Receptor #	Conc	g/sec	Cair	Dose Constant	Dose	ED	Risk Constant	Risk	Constant 2	Risk/ Million
0	0	1.44E-02	0.0E+00	1.05E-03	0.00E+00	0.07	1.57E-01	0.00E+00	1.0E+06	0.0E+00
0	0	1.44E-02	0.0E+00	1.05E-03	0.00E+00	0.07	1.57E-01	0.00E+00	1.0E+06	0.0E+00
0	0	1.44E-02	0.0E+00	1.05E-03	0.00E+00	0.07	1.57E-01	0.00E+00	1.0E+06	0.0E+00
0	0	1.44E-02	0.0E+00	1.05E-03	0.00E+00	0.07	1.57E-01	0.00E+00	1.0E+06	0.0E+00
0	0	1.44E-02	0.0E+00	1.05E-03	0.00E+00	0.07	1.57E-01	0.00E+00	1.0E+06	0.0E+00
0	0	1.44E-02	0.0E+00	1.05E-03	0.00E+00	0.07	1.57E-01	0.00E+00	1.0E+06	0.0E+00
0	0	1.44E-02	0.0E+00	1.05E-03	0.00E+00	0.07	1.57E-01	0.00E+00	1.0E+06	0.0E+00
0	0	1.44E-02	0.0E+00	1.05E-03	0.00E+00	0.07	1.57E-01	0.00E+00	1.0E+06	0.0E+00
0	0	1.44E-02	0.0E+00	1.05E-03	0.00E+00	0.07	1.57E-01	0.00E+00	1.0E+06	0.0E+00
0	0	1.44E-02	0.0E+00	1.05E-03	0.00E+00	0.07	1.57E-01	0.00E+00	1.0E+06	0.0E+00
0	0	1.44E-02	0.0E+00	1.05E-03	0.00E+00	0.07	1.57E-01	0.00E+00	1.0E+06	0.0E+00
0	0	1.44E-02	0.0E+00	1.05E-03	0.00E+00	0.07	1.57E-01	0.00E+00	1.0E+06	0.0E+00
0	0	1.44E-02	0.0E+00	1.05E-03	0.00E+00	0.07	1.57E-01	0.00E+00	1.0E+06	0.0E+00
0	0	1.44E-02	0.0E+00	1.05E-03	0.00E+00	0.07	1.57E-01	0.00E+00	1.0E+06	0.0E+00
0	0	1.44E-02	0.0E+00	1.05E-03	0.00E+00	0.07	1.57E-01	0.00E+00	1.0E+06	0.0E+00
0	0	1.44E-02	0.0E+00	1.05E-03	0.00E+00	0.07	1.57E-01	0.00E+00	1.0E+06	0.0E+00
0	0	1.44E-02	0.0E+00	1.05E-03	0.00E+00	0.07	1.57E-01	0.00E+00	1.0E+06	0.0E+00
0	0	1.44E-02	0.0E+00	1.05E-03	0.00E+00	0.07	1.57E-01	0.00E+00	1.0E+06	0.0E+00
0	0	1.44E-02	0.0E+00	1.05E-03	0.00E+00	0.07	1.57E-01	0.00E+00	1.0E+06	0.0E+00
0	0	1.44E-02	0.0E+00	1.05E-03	0.00E+00	0.07	1.57E-01	0.00E+00	1.0E+06	0.0E+00
0	0	1.44E-02	0.0E+00	1.05E-03	0.00E+00	0.07	1.57E-01	0.00E+00	1.0E+06	0.0E+00
0	0	1.44E-02	0.0E+00	1.05E-03	0.00E+00	0.07	1.57E-01	0.00E+00	1.0E+06	0.0E+00
0	0	1.44E-02	0.0E+00	1.05E-03	0.00E+00	0.07	1.57E-01	0.00E+00	1.0E+06	0.0E+00
0	0	1.44E-02	0.0E+00	1.05E-03	0.00E+00	0.07	1.57E-01	0.00E+00	1.0E+06	0.0E+00
0	0	1.44E-02	0.0E+00	1.05E-03	0.00E+00	0.07	1.57E-01	0.00E+00	1.0E+06	0.0E+00
0	0	1.44E-02	0.0E+00	1.05E-03	0.00E+00	0.07	1.57E-01	0.00E+00	1.0E+06	0.0E+00
0	0	1.44E-02	0.0E+00	1.05E-03	0.00E+00	0.07	1.57E-01	0.00E+00	1.0E+06	0.0E+00
0	0	1.44E-02	0.0E+00	1.05E-03	0.00E+00	0.07	1.57E-01	0.00E+00	1.0E+06	0.0E+00
0	0	1.44E-02	0.0E+00	1.05E-03	0.00E+00	0.07	1.57E-01	0.00E+00	1.0E+06	0.0E+00
0	0	1.44E-02	0.0E+00	1.05E-03	0.00E+00	0.07	1.57E-01	0.00E+00	1.0E+06	0.0E+00
0	0	1.44E-02	0.0E+00	1.05E-03	0.00E+00	0.07	1.57E-01	0.00E+00	1.0E+06	0.0E+00
0	0	1.44E-02	0.0E+00	1.05E-03	0.00E+00	0.07	1.57E-01	0.00E+00	1.0E+06	0.0E+00
0	0	1.44E-02	0.0E+00	1.05E-03	0.00E+00	0.07	1.57E-01	0.00E+00	1.0E+06	0.0E+00
0	0	1.44E-02	0.0E+00	1.05E-03	0.00E+00	0.07	1.57E-01	0.00E+00	1.0E+06	0.0E+00
0	0	1.44E-02	0.0E+00	1.05E-03	0.00E+00	0.07	1.57E-01	0.00E+00	1.0E+06	0.0E+00
0	0	1.44E-02	0.0E+00	1.05E-03	0.00E+00	0.07	1.57E-01	0.00E+00	1.0E+06	0.0E+00
0	0	1.44E-02	0.0E+00	1.05E-03	0.00E+00	0.07	1.57E-01	0.00E+00	1.0E+06	0.0E+00
0	0	1.44E-02	0.0E+00	1.05E-03	0.00E+00	0.07	1.57E-01	0.00E+00	1.0E+06	0.0E+00

Ventura Ranch

P2 (on) - Site Preparation

					Cancer Risk from Birth to 2 years					
Receptor #	Conc	g/sec	Cair	Dose Constant	Dose	ED	Risk Constant	Risk	Constant 2	Risk/ Million
0	0	1.44E-02	0.0E+00	1.05E-03	0.00E+00	0.07	1.57E-01	0.00E+00	1.0E+06	0.0E+00
0	0	1.44E-02	0.0E+00	1.05E-03	0.00E+00	0.07	1.57E-01	0.00E+00	1.0E+06	0.0E+00
0	0	1.44E-02	0.0E+00	1.05E-03	0.00E+00	0.07	1.57E-01	0.00E+00	1.0E+06	0.0E+00
0	0	1.44E-02	0.0E+00	1.05E-03	0.00E+00	0.07	1.57E-01	0.00E+00	1.0E+06	0.0E+00
0	0	1.44E-02	0.0E+00	1.05E-03	0.00E+00	0.07	1.57E-01	0.00E+00	1.0E+06	0.0E+00
0	0	1.44E-02	0.0E+00	1.05E-03	0.00E+00	0.07	1.57E-01	0.00E+00	1.0E+06	0.0E+00
0	0	1.44E-02	0.0E+00	1.05E-03	0.00E+00	0.07	1.57E-01	0.00E+00	1.0E+06	0.0E+00
0	0	1.44E-02	0.0E+00	1.05E-03	0.00E+00	0.07	1.57E-01	0.00E+00	1.0E+06	0.0E+00
0	0	1.44E-02	0.0E+00	1.05E-03	0.00E+00	0.07	1.57E-01	0.00E+00	1.0E+06	0.0E+00
0	0	1.44E-02	0.0E+00	1.05E-03	0.00E+00	0.07	1.57E-01	0.00E+00	1.0E+06	0.0E+00
0	0	1.44E-02	0.0E+00	1.05E-03	0.00E+00	0.07	1.57E-01	0.00E+00	1.0E+06	0.0E+00
0	0	1.44E-02	0.0E+00	1.05E-03	0.00E+00	0.07	1.57E-01	0.00E+00	1.0E+06	0.0E+00
0	0	1.44E-02	0.0E+00	1.05E-03	0.00E+00	0.07	1.57E-01	0.00E+00	1.0E+06	0.0E+00
0	0	1.44E-02	0.0E+00	1.05E-03	0.00E+00	0.07	1.57E-01	0.00E+00	1.0E+06	0.0E+00
0	0	1.44E-02	0.0E+00	1.05E-03	0.00E+00	0.07	1.57E-01	0.00E+00	1.0E+06	0.0E+00
0	0	1.44E-02	0.0E+00	1.05E-03	0.00E+00	0.07	1.57E-01	0.00E+00	1.0E+06	0.0E+00

Ventura Ranch
P2 (on) - Site Preparation

Max Cancer Risk Cancer Risk	
Receptor #	**Total Risk/ Million**
361	1.5E+00
362	2.0E+00
363	2.7E+00
364	3.8E+00
365	1.5E+00
366	2.0E+00
367	2.8E+00
368	4.0E+00
369	5.8E+00
370	8.0E+00
371	1.5E+00
372	2.0E+00
373	2.8E+00
374	4.1E+00
375	6.2E+00
376	1.4E+00
377	1.9E+00
378	2.7E+00
379	4.1E+00
380	6.4E+00
381	1.4E+00
382	1.8E+00
383	2.6E+00
384	4.0E+00
385	6.3E+00
386	1.3E+00
387	1.7E+00
388	2.4E+00
389	3.8E+00
390	5.9E+00
391	1.2E+00

Max	**Receptor #**	
11.137	432	Res

Chronic Non Cancer Risk	
REL	**HI Offroad**
5	1.42E-02
5	1.90E-02
5	2.60E-02
5	3.61E-02
5	1.41E-02
5	1.90E-02
5	2.65E-02
5	3.81E-02
5	5.56E-02
5	7.67E-02
5	1.39E-02
5	1.88E-02
5	2.67E-02
5	3.94E-02
5	5.92E-02
5	1.35E-02
5	1.83E-02
5	2.62E-02
5	3.95E-02
5	6.09E-02
5	1.30E-02
5	1.73E-02
5	2.49E-02
5	3.85E-02
5	6.02E-02
5	1.22E-02
5	1.60E-02
5	2.28E-02
5	3.59E-02
5	5.62E-02
5	1.13E-02

Max	**Receptor #**	
1.064E-01	432	Res

Ventura Ranch
P2 (on) - Site Preparation

Max Cancer Risk Cancer Risk		*Chronic Non Cancer Risk*	
Receptor #	Total Risk/ Million	REL	HI Offroad
392	1.5E+00	5	1.45E-02
393	2.1E+00	5	2.01E-02
394	3.3E+00	5	3.12E-02
395	1.1E+00	5	1.01E-02
396	1.3E+00	5	1.28E-02
397	1.8E+00	5	1.70E-02
398	2.6E+00	5	2.45E-02
399	9.1E-01	5	8.67E-03
400	1.1E+00	5	1.07E-02
401	1.4E+00	5	1.36E-02
402	1.9E+00	5	1.82E-02
403	2.6E+00	5	2.50E-02
404	7.6E-01	5	7.27E-03
405	9.1E-01	5	8.66E-03
406	1.1E+00	5	1.05E-02
407	1.4E+00	5	1.33E-02
408	1.9E+00	5	1.81E-02
409	2.9E+00	5	2.76E-02
410	4.4E+00	5	4.16E-02
411	6.0E+00	5	5.76E-02
412	7.4E-01	5	7.05E-03
413	8.7E-01	5	8.35E-03
414	1.1E+00	5	1.02E-02
415	1.4E+00	5	1.32E-02
416	1.9E+00	5	1.80E-02
417	2.6E+00	5	2.53E-02
418	3.7E+00	5	3.51E-02
419	5.0E+00	5	4.78E-02
420	6.7E+00	5	6.38E-02
421	6.1E-01	5	5.78E-03
422	7.1E-01	5	6.79E-03

Ventura Ranch
P2 (on) - Site Preparation

Max Cancer Risk Cancer Risk		*Chronic Non Cancer Risk*	
Receptor #	Total Risk/ Million	REL	HI Offroad
423	8.5E-01	5	8.13E-03
424	1.1E+00	5	1.01E-02
425	1.4E+00	5	1.30E-02
426	1.8E+00	5	1.72E-02
427	2.4E+00	5	2.30E-02
428	3.3E+00	5	3.11E-02
429	4.4E+00	5	4.22E-02
430	6.1E+00	5	5.84E-02
431	8.6E+00	5	8.19E-02
432	1.1E+01	5	1.06E-01
433	5.9E-01	5	5.63E-03
434	7.0E-01	5	6.65E-03
435	8.4E-01	5	8.05E-03
436	1.0E+00	5	1.00E-02
437	1.3E+00	5	1.27E-02
438	1.7E+00	5	1.65E-02
439	2.3E+00	5	2.20E-02
440	3.2E+00	5	3.01E-02
441	4.5E+00	5	4.31E-02
442	6.6E+00	5	6.33E-02
443	5.0E-01	5	4.75E-03
444	5.8E-01	5	5.55E-03
445	6.9E-01	5	6.61E-03
446	8.4E-01	5	8.04E-03
447	1.0E+00	5	9.99E-03
448	1.3E+00	5	1.27E-02
449	1.7E+00	5	1.66E-02
450	2.4E+00	5	2.28E-02
451	3.5E+00	5	3.38E-02
452	5.4E+00	5	5.20E-02
453	4.2E-01	5	4.01E-03

Ventura Ranch
P2 (on) - Site Preparation

Max Cancer Risk Cancer Risk		*Chronic Non Cancer Risk*	
Receptor #	Total Risk/ Million	REL	HI Offroad
454	4.9E-01	5	4.66E-03
455	5.8E-01	5	5.51E-03
456	6.9E-01	5	6.62E-03
457	8.5E-01	5	8.09E-03
458	1.1E+00	5	1.01E-02
459	1.4E+00	5	1.30E-02
460	1.9E+00	5	1.77E-02
461	2.8E+00	5	2.66E-02
462	4.4E+00	5	4.20E-02
463	8.5E-01	5	8.15E-03
464	1.1E+00	5	1.03E-02
465	1.4E+00	5	1.38E-02
466	2.1E+00	5	1.99E-02
467	3.0E+00	5	2.90E-02
0	0.0E+00	5	0.00E+00
0	0.0E+00	5	0.00E+00
0	0.0E+00	5	0.00E+00
0	0.0E+00	5	0.00E+00
0	0.0E+00	5	0.00E+00
0	0.0E+00	5	0.00E+00
0	0.0E+00	5	0.00E+00
0	0.0E+00	5	0.00E+00
0	0.0E+00	5	0.00E+00
0	0.0E+00	5	0.00E+00
0	0.0E+00	5	0.00E+00
0	0.0E+00	5	0.00E+00
0	0.0E+00	5	0.00E+00
0	0.0E+00	5	0.00E+00
0	0.0E+00	5	0.00E+00
0	0.0E+00	5	0.00E+00

Ventura Ranch
P2 (on) - Site Preparation

Max Cancer Risk Cancer Risk	
Receptor #	Total Risk/ Million
0	0.0E+00
0	0.0E+00
0	0.0E+00
0	0.0E+00
0	0.0E+00
0	0.0E+00
0	0.0E+00
0	0.0E+00
0	0.0E+00
0	0.0E+00
0	0.0E+00
0	0.0E+00
0	0.0E+00
0	0.0E+00
0	0.0E+00
0	0.0E+00
0	0.0E+00
0	0.0E+00
0	0.0E+00
0	0.0E+00
0	0.0E+00
0	0.0E+00
0	0.0E+00
0	0.0E+00
0	0.0E+00
0	0.0E+00
0	0.0E+00
0	0.0E+00
0	0.0E+00
0	0.0E+00
0	0.0E+00
0	0.0E+00
0	0.0E+00
0	0.0E+00
0	0.0E+00
0	0.0E+00
0	0.0E+00
0	0.0E+00
0	0.0E+00

Chronic Non Cancer Risk	
REL	HI Offroad
5	0.00E+00
5	0.00E+00
5	0.00E+00
5	0.00E+00
5	0.00E+00
5	0.00E+00
5	0.00E+00
5	0.00E+00
5	0.00E+00
5	0.00E+00
5	0.00E+00
5	0.00E+00
5	0.00E+00
5	0.00E+00
5	0.00E+00
5	0.00E+00
5	0.00E+00
5	0.00E+00
5	0.00E+00
5	0.00E+00
5	0.00E+00
5	0.00E+00
5	0.00E+00
5	0.00E+00
5	0.00E+00
5	0.00E+00
5	0.00E+00
5	0.00E+00
5	0.00E+00
5	0.00E+00
5	0.00E+00
5	0.00E+00
5	0.00E+00
5	0.00E+00
5	0.00E+00
5	0.00E+00

Ventura Ranch
P2 (on) - Site Preparation

Max Cancer Risk Cancer Risk	
Receptor #	Total Risk/ Million
0	0.0E+00
0	0.0E+00
0	0.0E+00
0	0.0E+00
0	0.0E+00
0	0.0E+00
0	0.0E+00
0	0.0E+00
0	0.0E+00
0	0.0E+00
0	0.0E+00
0	0.0E+00
0	0.0E+00
0	0.0E+00
0	0.0E+00
0	0.0E+00
0	0.0E+00
0	0.0E+00
0	0.0E+00
0	0.0E+00
0	0.0E+00
0	0.0E+00
0	0.0E+00
0	0.0E+00
0	0.0E+00
0	0.0E+00
0	0.0E+00
0	0.0E+00
0	0.0E+00
0	0.0E+00
0	0.0E+00
0	0.0E+00
0	0.0E+00
0	0.0E+00
0	0.0E+00
0	0.0E+00
0	0.0E+00
0	0.0E+00
0	0.0E+00

Chronic Non Cancer Risk	
REL	HI Offroad
5	0.00E+00
5	0.00E+00
5	0.00E+00
5	0.00E+00
5	0.00E+00
5	0.00E+00
5	0.00E+00
5	0.00E+00
5	0.00E+00
5	0.00E+00
5	0.00E+00
5	0.00E+00
5	0.00E+00
5	0.00E+00
5	0.00E+00
5	0.00E+00
5	0.00E+00
5	0.00E+00
5	0.00E+00
5	0.00E+00
5	0.00E+00
5	0.00E+00
5	0.00E+00
5	0.00E+00
5	0.00E+00
5	0.00E+00
5	0.00E+00
5	0.00E+00
5	0.00E+00
5	0.00E+00
5	0.00E+00
5	0.00E+00
5	0.00E+00
5	0.00E+00
5	0.00E+00
5	0.00E+00

Ventura Ranch
P2 (on) - Site Preparation

Max Cancer Risk Cancer Risk	
Receptor #	**Total Risk/ Million**
0	0.0E+00
0	0.0E+00
0	0.0E+00
0	0.0E+00
0	0.0E+00
0	0.0E+00
0	0.0E+00
0	0.0E+00
0	0.0E+00
0	0.0E+00
0	0.0E+00
0	0.0E+00
0	0.0E+00
0	0.0E+00
0	0.0E+00

Chronic Non Cancer Risk	
REL	**HI Offroad**
5	0.00E+00
5	0.00E+00
5	0.00E+00
5	0.00E+00
5	0.00E+00
5	0.00E+00
5	0.00E+00
5	0.00E+00
5	0.00E+00
5	0.00E+00
5	0.00E+00
5	0.00E+00
5	0.00E+00
5	0.00E+00

Ventura Ranch
P2 (on) - Grading

		Cancer Risk from Birth to 2 years								
Receptor #	Conc	g/sec	Cair	Dose Constant	Dose	ED	Risk Constant	Risk	Constant 2	Risk/ Million
361	4.95535	7.18E-03	3.6E-02	1.05E-03	3.72E-05	0.08	1.57E-01	4.80E-07	1.0E+06	4.8E-01
362	6.60902	7.18E-03	4.7E-02	1.05E-03	4.96E-05	0.08	1.57E-01	6.41E-07	1.0E+06	6.4E-01
363	9.04167	7.18E-03	6.5E-02	1.05E-03	6.79E-05	0.08	1.57E-01	8.77E-07	1.0E+06	8.8E-01
364	12.56923	7.18E-03	9.0E-02	1.05E-03	9.44E-05	0.08	1.57E-01	1.22E-06	1.0E+06	1.2E+00
365	4.92029	7.18E-03	3.5E-02	1.05E-03	3.69E-05	0.08	1.57E-01	4.77E-07	1.0E+06	4.8E-01
366	6.62361	7.18E-03	4.8E-02	1.05E-03	4.97E-05	0.08	1.57E-01	6.42E-07	1.0E+06	6.4E-01
367	9.23724	7.18E-03	6.6E-02	1.05E-03	6.93E-05	0.08	1.57E-01	8.96E-07	1.0E+06	9.0E-01
368	13.25394	7.18E-03	9.5E-02	1.05E-03	9.95E-05	0.08	1.57E-01	1.29E-06	1.0E+06	1.3E+00
369	19.34442	7.18E-03	1.4E-01	1.05E-03	1.45E-04	0.08	1.57E-01	1.88E-06	1.0E+06	1.9E+00
370	26.70815	7.18E-03	1.9E-01	1.05E-03	2.00E-04	0.08	1.57E-01	2.59E-06	1.0E+06	2.6E+00
371	4.85045	7.18E-03	3.5E-02	1.05E-03	3.64E-05	0.08	1.57E-01	4.70E-07	1.0E+06	4.7E-01
372	6.55967	7.18E-03	4.7E-02	1.05E-03	4.92E-05	0.08	1.57E-01	6.36E-07	1.0E+06	6.4E-01
373	9.29182	7.18E-03	6.7E-02	1.05E-03	6.97E-05	0.08	1.57E-01	9.01E-07	1.0E+06	9.0E-01
374	13.70233	7.18E-03	9.8E-02	1.05E-03	1.03E-04	0.08	1.57E-01	1.33E-06	1.0E+06	1.3E+00
375	20.62319	7.18E-03	1.5E-01	1.05E-03	1.55E-04	0.08	1.57E-01	2.00E-06	1.0E+06	2.0E+00
376	4.71558	7.18E-03	3.4E-02	1.05E-03	3.54E-05	0.08	1.57E-01	4.57E-07	1.0E+06	4.6E-01
377	6.36714	7.18E-03	4.6E-02	1.05E-03	4.78E-05	0.08	1.57E-01	6.17E-07	1.0E+06	6.2E-01
378	9.11726	7.18E-03	6.5E-02	1.05E-03	6.84E-05	0.08	1.57E-01	8.84E-07	1.0E+06	8.8E-01
379	13.76331	7.18E-03	9.9E-02	1.05E-03	1.03E-04	0.08	1.57E-01	1.33E-06	1.0E+06	1.3E+00
380	21.20363	7.18E-03	1.5E-01	1.05E-03	1.59E-04	0.08	1.57E-01	2.06E-06	1.0E+06	2.1E+00
381	4.51964	7.18E-03	3.2E-02	1.05E-03	3.39E-05	0.08	1.57E-01	4.38E-07	1.0E+06	4.4E-01
382	6.0317	7.18E-03	4.3E-02	1.05E-03	4.53E-05	0.08	1.57E-01	5.85E-07	1.0E+06	5.8E-01
383	8.66046	7.18E-03	6.2E-02	1.05E-03	6.50E-05	0.08	1.57E-01	8.40E-07	1.0E+06	8.4E-01
384	13.39259	7.18E-03	9.6E-02	1.05E-03	1.01E-04	0.08	1.57E-01	1.30E-06	1.0E+06	1.3E+00
385	20.95751	7.18E-03	1.5E-01	1.05E-03	1.57E-04	0.08	1.57E-01	2.03E-06	1.0E+06	2.0E+00
386	4.26391	7.18E-03	3.1E-02	1.05E-03	3.20E-05	0.08	1.57E-01	4.13E-07	1.0E+06	4.1E-01
387	5.58638	7.18E-03	4.0E-02	1.05E-03	4.19E-05	0.08	1.57E-01	5.42E-07	1.0E+06	5.4E-01
388	7.92249	7.18E-03	5.7E-02	1.05E-03	5.95E-05	0.08	1.57E-01	7.68E-07	1.0E+06	7.7E-01
389	12.48668	7.18E-03	9.0E-02	1.05E-03	9.37E-05	0.08	1.57E-01	1.21E-06	1.0E+06	1.2E+00
390	19.56966	7.18E-03	1.4E-01	1.05E-03	1.47E-04	0.08	1.57E-01	1.90E-06	1.0E+06	1.9E+00
391	3.93253	7.18E-03	2.8E-02	1.05E-03	2.95E-05	0.08	1.57E-01	3.81E-07	1.0E+06	3.8E-01

Ventura Ranch
P2 (on) - Grading

					Cancer Risk from Birth to 2 years					
Receptor #	Conc	g/sec	Cair	Dose Constant	Dose	ED	Risk Constant	Risk	Constant 2	Risk/ Million
392	5.06158	7.18E-03	3.6E-02	1.05E-03	3.80E-05	0.08	1.57E-01	4.91E-07	1.0E+06	4.9E-01
393	6.9871	7.18E-03	5.0E-02	1.05E-03	5.24E-05	0.08	1.57E-01	6.77E-07	1.0E+06	6.8E-01
394	10.85662	7.18E-03	7.8E-02	1.05E-03	8.15E-05	0.08	1.57E-01	1.05E-06	1.0E+06	1.1E+00
395	3.5121	7.18E-03	2.5E-02	1.05E-03	2.64E-05	0.08	1.57E-01	3.41E-07	1.0E+06	3.4E-01
396	4.4386	7.18E-03	3.2E-02	1.05E-03	3.33E-05	0.08	1.57E-01	4.30E-07	1.0E+06	4.3E-01
397	5.92027	7.18E-03	4.3E-02	1.05E-03	4.44E-05	0.08	1.57E-01	5.74E-07	1.0E+06	5.7E-01
398	8.53013	7.18E-03	6.1E-02	1.05E-03	6.40E-05	0.08	1.57E-01	8.27E-07	1.0E+06	8.3E-01
399	3.01666	7.18E-03	2.2E-02	1.05E-03	2.26E-05	0.08	1.57E-01	2.92E-07	1.0E+06	2.9E-01
400	3.70911	7.18E-03	2.7E-02	1.05E-03	2.78E-05	0.08	1.57E-01	3.60E-07	1.0E+06	3.6E-01
401	4.72649	7.18E-03	3.4E-02	1.05E-03	3.55E-05	0.08	1.57E-01	4.58E-07	1.0E+06	4.6E-01
402	6.33119	7.18E-03	4.5E-02	1.05E-03	4.75E-05	0.08	1.57E-01	6.14E-07	1.0E+06	6.1E-01
403	8.69245	7.18E-03	6.2E-02	1.05E-03	6.53E-05	0.08	1.57E-01	8.43E-07	1.0E+06	8.4E-01
404	2.52916	7.18E-03	1.8E-02	1.05E-03	1.90E-05	0.08	1.57E-01	2.45E-07	1.0E+06	2.5E-01
405	3.01318	7.18E-03	2.2E-02	1.05E-03	2.26E-05	0.08	1.57E-01	2.92E-07	1.0E+06	2.9E-01
406	3.66982	7.18E-03	2.6E-02	1.05E-03	2.75E-05	0.08	1.57E-01	3.56E-07	1.0E+06	3.6E-01
407	4.64158	7.18E-03	3.3E-02	1.05E-03	3.48E-05	0.08	1.57E-01	4.50E-07	1.0E+06	4.5E-01
408	6.30457	7.18E-03	4.5E-02	1.05E-03	4.73E-05	0.08	1.57E-01	6.11E-07	1.0E+06	6.1E-01
409	9.60755	7.18E-03	6.9E-02	1.05E-03	7.21E-05	0.08	1.57E-01	9.31E-07	1.0E+06	9.3E-01
410	14.47449	7.18E-03	1.0E-01	1.05E-03	1.09E-04	0.08	1.57E-01	1.40E-06	1.0E+06	1.4E+00
411	20.04682	7.18E-03	1.4E-01	1.05E-03	1.50E-04	0.08	1.57E-01	1.94E-06	1.0E+06	1.9E+00
412	2.45399	7.18E-03	1.8E-02	1.05E-03	1.84E-05	0.08	1.57E-01	2.38E-07	1.0E+06	2.4E-01
413	2.90731	7.18E-03	2.1E-02	1.05E-03	2.18E-05	0.08	1.57E-01	2.82E-07	1.0E+06	2.8E-01
414	3.55702	7.18E-03	2.6E-02	1.05E-03	2.67E-05	0.08	1.57E-01	3.45E-07	1.0E+06	3.4E-01
415	4.57946	7.18E-03	3.3E-02	1.05E-03	3.44E-05	0.08	1.57E-01	4.44E-07	1.0E+06	4.4E-01
416	6.25577	7.18E-03	4.5E-02	1.05E-03	4.70E-05	0.08	1.57E-01	6.07E-07	1.0E+06	6.1E-01
417	8.79078	7.18E-03	6.3E-02	1.05E-03	6.60E-05	0.08	1.57E-01	8.52E-07	1.0E+06	8.5E-01
418	12.21996	7.18E-03	8.8E-02	1.05E-03	9.17E-05	0.08	1.57E-01	1.18E-06	1.0E+06	1.2E+00
419	16.64768	7.18E-03	1.2E-01	1.05E-03	1.25E-04	0.08	1.57E-01	1.61E-06	1.0E+06	1.6E+00
420	22.21128	7.18E-03	1.6E-01	1.05E-03	1.67E-04	0.08	1.57E-01	2.15E-06	1.0E+06	2.2E+00
421	2.01359	7.18E-03	1.4E-02	1.05E-03	1.51E-05	0.08	1.57E-01	1.95E-07	1.0E+06	2.0E-01
422	2.36266	7.18E-03	1.7E-02	1.05E-03	1.77E-05	0.08	1.57E-01	2.29E-07	1.0E+06	2.3E-01

Ventura Ranch
P2 (on) - Grading

					Cancer Risk from Birth to 2 years					
Receptor #	Conc	g/sec	Cair	Dose Constant	Dose	ED	Risk Constant	Risk	Constant 2	Risk/ Million
423	2.8288	7.18E-03	2.0E-02	1.05E-03	2.12E-05	0.08	1.57E-01	2.74E-07	1.0E+06	2.7E-01
424	3.50789	7.18E-03	2.5E-02	1.05E-03	2.63E-05	0.08	1.57E-01	3.40E-07	1.0E+06	3.4E-01
425	4.51688	7.18E-03	3.2E-02	1.05E-03	3.39E-05	0.08	1.57E-01	4.38E-07	1.0E+06	4.4E-01
426	5.97658	7.18E-03	4.3E-02	1.05E-03	4.49E-05	0.08	1.57E-01	5.79E-07	1.0E+06	5.8E-01
427	8.0194	7.18E-03	5.8E-02	1.05E-03	6.02E-05	0.08	1.57E-01	7.78E-07	1.0E+06	7.8E-01
428	10.81122	7.18E-03	7.8E-02	1.05E-03	8.12E-05	0.08	1.57E-01	1.05E-06	1.0E+06	1.0E+00
429	14.68489	7.18E-03	1.1E-01	1.05E-03	1.10E-04	0.08	1.57E-01	1.42E-06	1.0E+06	1.4E+00
430	20.3348	7.18E-03	1.5E-01	1.05E-03	1.53E-04	0.08	1.57E-01	1.97E-06	1.0E+06	2.0E+00
431	28.50824	7.18E-03	2.0E-01	1.05E-03	2.14E-04	0.08	1.57E-01	2.76E-06	1.0E+06	2.8E+00
432	37.03231	7.18E-03	2.7E-01	1.05E-03	2.78E-04	0.08	1.57E-01	3.59E-06	1.0E+06	3.6E+00
433	1.96017	7.18E-03	1.4E-02	1.05E-03	1.47E-05	0.08	1.57E-01	1.90E-07	1.0E+06	1.9E-01
434	2.31353	7.18E-03	1.7E-02	1.05E-03	1.74E-05	0.08	1.57E-01	2.24E-07	1.0E+06	2.2E-01
435	2.80067	7.18E-03	2.0E-02	1.05E-03	2.10E-05	0.08	1.57E-01	2.72E-07	1.0E+06	2.7E-01
436	3.48267	7.18E-03	2.5E-02	1.05E-03	2.61E-05	0.08	1.57E-01	3.38E-07	1.0E+06	3.4E-01
437	4.43222	7.18E-03	3.2E-02	1.05E-03	3.33E-05	0.08	1.57E-01	4.30E-07	1.0E+06	4.3E-01
438	5.75867	7.18E-03	4.1E-02	1.05E-03	4.32E-05	0.08	1.57E-01	5.58E-07	1.0E+06	5.6E-01
439	7.64932	7.18E-03	5.5E-02	1.05E-03	5.74E-05	0.08	1.57E-01	7.42E-07	1.0E+06	7.4E-01
440	10.47736	7.18E-03	7.5E-02	1.05E-03	7.86E-05	0.08	1.57E-01	1.02E-06	1.0E+06	1.0E+00
441	14.98847	7.18E-03	1.1E-01	1.05E-03	1.13E-04	0.08	1.57E-01	1.45E-06	1.0E+06	1.5E+00
442	22.02393	7.18E-03	1.6E-01	1.05E-03	1.65E-04	0.08	1.57E-01	2.14E-06	1.0E+06	2.1E+00
443	1.65254	7.18E-03	1.2E-02	1.05E-03	1.24E-05	0.08	1.57E-01	1.60E-07	1.0E+06	1.6E-01
444	1.93104	7.18E-03	1.4E-02	1.05E-03	1.45E-05	0.08	1.57E-01	1.87E-07	1.0E+06	1.9E-01
445	2.30102	7.18E-03	1.7E-02	1.05E-03	1.73E-05	0.08	1.57E-01	2.23E-07	1.0E+06	2.2E-01
446	2.8	7.18E-03	2.0E-02	1.05E-03	2.10E-05	0.08	1.57E-01	2.71E-07	1.0E+06	2.7E-01
447	3.47822	7.18E-03	2.5E-02	1.05E-03	2.61E-05	0.08	1.57E-01	3.37E-07	1.0E+06	3.4E-01
448	4.41588	7.18E-03	3.2E-02	1.05E-03	3.31E-05	0.08	1.57E-01	4.28E-07	1.0E+06	4.3E-01
449	5.7775	7.18E-03	4.1E-02	1.05E-03	4.34E-05	0.08	1.57E-01	5.60E-07	1.0E+06	5.6E-01
450	7.94154	7.18E-03	5.7E-02	1.05E-03	5.96E-05	0.08	1.57E-01	7.70E-07	1.0E+06	7.7E-01
451	11.77185	7.18E-03	8.5E-02	1.05E-03	8.84E-05	0.08	1.57E-01	1.14E-06	1.0E+06	1.1E+00
452	18.09618	7.18E-03	1.3E-01	1.05E-03	1.36E-04	0.08	1.57E-01	1.75E-06	1.0E+06	1.8E+00
453	1.39658	7.18E-03	1.0E-02	1.05E-03	1.05E-05	0.08	1.57E-01	1.35E-07	1.0E+06	1.4E-01

Ventura Ranch
P2 (on) - Grading

		Cancer Risk from Birth to 2 years								
Receptor #	Conc	g/sec	Cair	Dose Constant	Dose	ED	Risk Constant	Risk	Constant 2	Risk/ Million
454	1.6219	7.18E-03	1.2E-02	1.05E-03	1.22E-05	0.08	1.57E-01	1.57E-07	1.0E+06	1.6E-01
455	1.91757	7.18E-03	1.4E-02	1.05E-03	1.44E-05	0.08	1.57E-01	1.86E-07	1.0E+06	1.9E-01
456	2.30378	7.18E-03	1.7E-02	1.05E-03	1.73E-05	0.08	1.57E-01	2.23E-07	1.0E+06	2.2E-01
457	2.81716	7.18E-03	2.0E-02	1.05E-03	2.11E-05	0.08	1.57E-01	2.73E-07	1.0E+06	2.7E-01
458	3.52035	7.18E-03	2.5E-02	1.05E-03	2.64E-05	0.08	1.57E-01	3.41E-07	1.0E+06	3.4E-01
459	4.5357	7.18E-03	3.3E-02	1.05E-03	3.40E-05	0.08	1.57E-01	4.40E-07	1.0E+06	4.4E-01
460	6.16797	7.18E-03	4.4E-02	1.05E-03	4.63E-05	0.08	1.57E-01	5.98E-07	1.0E+06	6.0E-01
461	9.27403	7.18E-03	6.7E-02	1.05E-03	6.96E-05	0.08	1.57E-01	8.99E-07	1.0E+06	9.0E-01
462	14.63239	7.18E-03	1.1E-01	1.05E-03	1.10E-04	0.08	1.57E-01	1.42E-06	1.0E+06	1.4E+00
463	2.83771	7.18E-03	2.0E-02	1.05E-03	2.13E-05	0.08	1.57E-01	2.75E-07	1.0E+06	2.8E-01
464	3.60056	7.18E-03	2.6E-02	1.05E-03	2.70E-05	0.08	1.57E-01	3.49E-07	1.0E+06	3.5E-01
465	4.78728	7.18E-03	3.4E-02	1.05E-03	3.59E-05	0.08	1.57E-01	4.64E-07	1.0E+06	4.6E-01
466	6.91251	7.18E-03	5.0E-02	1.05E-03	5.19E-05	0.08	1.57E-01	6.70E-07	1.0E+06	6.7E-01
467	10.10183	7.18E-03	7.3E-02	1.05E-03	7.58E-05	0.08	1.57E-01	9.79E-07	1.0E+06	9.8E-01
0	0	7.18E-03	0.0E+00	1.05E-03	0.00E+00	0.08	1.57E-01	0.00E+00	1.0E+06	0.0E+00
0	0	7.18E-03	0.0E+00	1.05E-03	0.00E+00	0.08	1.57E-01	0.00E+00	1.0E+06	0.0E+00
0	0	7.18E-03	0.0E+00	1.05E-03	0.00E+00	0.08	1.57E-01	0.00E+00	1.0E+06	0.0E+00
0	0	7.18E-03	0.0E+00	1.05E-03	0.00E+00	0.08	1.57E-01	0.00E+00	1.0E+06	0.0E+00
0	0	7.18E-03	0.0E+00	1.05E-03	0.00E+00	0.08	1.57E-01	0.00E+00	1.0E+06	0.0E+00
0	0	7.18E-03	0.0E+00	1.05E-03	0.00E+00	0.08	1.57E-01	0.00E+00	1.0E+06	0.0E+00
0	0	7.18E-03	0.0E+00	1.05E-03	0.00E+00	0.08	1.57E-01	0.00E+00	1.0E+06	0.0E+00
0	0	7.18E-03	0.0E+00	1.05E-03	0.00E+00	0.08	1.57E-01	0.00E+00	1.0E+06	0.0E+00
0	0	7.18E-03	0.0E+00	1.05E-03	0.00E+00	0.08	1.57E-01	0.00E+00	1.0E+06	0.0E+00
0	0	7.18E-03	0.0E+00	1.05E-03	0.00E+00	0.08	1.57E-01	0.00E+00	1.0E+06	0.0E+00
0	0	7.18E-03	0.0E+00	1.05E-03	0.00E+00	0.08	1.57E-01	0.00E+00	1.0E+06	0.0E+00
0	0	7.18E-03	0.0E+00	1.05E-03	0.00E+00	0.08	1.57E-01	0.00E+00	1.0E+06	0.0E+00
0	0	7.18E-03	0.0E+00	1.05E-03	0.00E+00	0.08	1.57E-01	0.00E+00	1.0E+06	0.0E+00
0	0	7.18E-03	0.0E+00	1.05E-03	0.00E+00	0.08	1.57E-01	0.00E+00	1.0E+06	0.0E+00
0	0	7.18E-03	0.0E+00	1.05E-03	0.00E+00	0.08	1.57E-01	0.00E+00	1.0E+06	0.0E+00
0	0	7.18E-03	0.0E+00	1.05E-03	0.00E+00	0.08	1.57E-01	0.00E+00	1.0E+06	0.0E+00
0	0	7.18E-03	0.0E+00	1.05E-03	0.00E+00	0.08	1.57E-01	0.00E+00	1.0E+06	0.0E+00
0	0	7.18E-03	0.0E+00	1.05E-03	0.00E+00	0.08	1.57E-01	0.00E+00	1.0E+06	0.0E+00

Ventura Ranch
P2 (on) - Grading

					Cancer Risk from Birth to 2 years					
Receptor #	Conc	g/sec	Cair	Dose Constant	Dose	ED	Risk Constant	Risk	Constant 2	Risk/ Million
0	0	7.18E-03	0.0E+00	1.05E-03	0.00E+00	0.08	1.57E-01	0.00E+00	1.0E+06	0.0E+00
0	0	7.18E-03	0.0E+00	1.05E-03	0.00E+00	0.08	1.57E-01	0.00E+00	1.0E+06	0.0E+00
0	0	7.18E-03	0.0E+00	1.05E-03	0.00E+00	0.08	1.57E-01	0.00E+00	1.0E+06	0.0E+00
0	0	7.18E-03	0.0E+00	1.05E-03	0.00E+00	0.08	1.57E-01	0.00E+00	1.0E+06	0.0E+00
0	0	7.18E-03	0.0E+00	1.05E-03	0.00E+00	0.08	1.57E-01	0.00E+00	1.0E+06	0.0E+00
0	0	7.18E-03	0.0E+00	1.05E-03	0.00E+00	0.08	1.57E-01	0.00E+00	1.0E+06	0.0E+00
0	0	7.18E-03	0.0E+00	1.05E-03	0.00E+00	0.08	1.57E-01	0.00E+00	1.0E+06	0.0E+00
0	0	7.18E-03	0.0E+00	1.05E-03	0.00E+00	0.08	1.57E-01	0.00E+00	1.0E+06	0.0E+00
0	0	7.18E-03	0.0E+00	1.05E-03	0.00E+00	0.08	1.57E-01	0.00E+00	1.0E+06	0.0E+00
0	0	7.18E-03	0.0E+00	1.05E-03	0.00E+00	0.08	1.57E-01	0.00E+00	1.0E+06	0.0E+00
0	0	7.18E-03	0.0E+00	1.05E-03	0.00E+00	0.08	1.57E-01	0.00E+00	1.0E+06	0.0E+00
0	0	7.18E-03	0.0E+00	1.05E-03	0.00E+00	0.08	1.57E-01	0.00E+00	1.0E+06	0.0E+00
0	0	7.18E-03	0.0E+00	1.05E-03	0.00E+00	0.08	1.57E-01	0.00E+00	1.0E+06	0.0E+00
0	0	7.18E-03	0.0E+00	1.05E-03	0.00E+00	0.08	1.57E-01	0.00E+00	1.0E+06	0.0E+00
0	0	7.18E-03	0.0E+00	1.05E-03	0.00E+00	0.08	1.57E-01	0.00E+00	1.0E+06	0.0E+00
0	0	7.18E-03	0.0E+00	1.05E-03	0.00E+00	0.08	1.57E-01	0.00E+00	1.0E+06	0.0E+00
0	0	7.18E-03	0.0E+00	1.05E-03	0.00E+00	0.08	1.57E-01	0.00E+00	1.0E+06	0.0E+00
0	0	7.18E-03	0.0E+00	1.05E-03	0.00E+00	0.08	1.57E-01	0.00E+00	1.0E+06	0.0E+00
0	0	7.18E-03	0.0E+00	1.05E-03	0.00E+00	0.08	1.57E-01	0.00E+00	1.0E+06	0.0E+00
0	0	7.18E-03	0.0E+00	1.05E-03	0.00E+00	0.08	1.57E-01	0.00E+00	1.0E+06	0.0E+00
0	0	7.18E-03	0.0E+00	1.05E-03	0.00E+00	0.08	1.57E-01	0.00E+00	1.0E+06	0.0E+00
0	0	7.18E-03	0.0E+00	1.05E-03	0.00E+00	0.08	1.57E-01	0.00E+00	1.0E+06	0.0E+00
0	0	7.18E-03	0.0E+00	1.05E-03	0.00E+00	0.08	1.57E-01	0.00E+00	1.0E+06	0.0E+00
0	0	7.18E-03	0.0E+00	1.05E-03	0.00E+00	0.08	1.57E-01	0.00E+00	1.0E+06	0.0E+00
0	0	7.18E-03	0.0E+00	1.05E-03	0.00E+00	0.08	1.57E-01	0.00E+00	1.0E+06	0.0E+00
0	0	7.18E-03	0.0E+00	1.05E-03	0.00E+00	0.08	1.57E-01	0.00E+00	1.0E+06	0.0E+00
0	0	7.18E-03	0.0E+00	1.05E-03	0.00E+00	0.08	1.57E-01	0.00E+00	1.0E+06	0.0E+00
0	0	7.18E-03	0.0E+00	1.05E-03	0.00E+00	0.08	1.57E-01	0.00E+00	1.0E+06	0.0E+00
0	0	7.18E-03	0.0E+00	1.05E-03	0.00E+00	0.08	1.57E-01	0.00E+00	1.0E+06	0.0E+00
0	0	7.18E-03	0.0E+00	1.05E-03	0.00E+00	0.08	1.57E-01	0.00E+00	1.0E+06	0.0E+00
0	0	7.18E-03	0.0E+00	1.05E-03	0.00E+00	0.08	1.57E-01	0.00E+00	1.0E+06	0.0E+00
0	0	7.18E-03	0.0E+00	1.05E-03	0.00E+00	0.08	1.57E-01	0.00E+00	1.0E+06	0.0E+00
0	0	7.18E-03	0.0E+00	1.05E-03	0.00E+00	0.08	1.57E-01	0.00E+00	1.0E+06	0.0E+00
0	0	7.18E-03	0.0E+00	1.05E-03	0.00E+00	0.08	1.57E-01	0.00E+00	1.0E+06	0.0E+00
0	0	7.18E-03	0.0E+00	1.05E-03	0.00E+00	0.08	1.57E-01	0.00E+00	1.0E+06	0.0E+00
0	0	7.18E-03	0.0E+00	1.05E-03	0.00E+00	0.08	1.57E-01	0.00E+00	1.0E+06	0.0E+00
0	0	7.18E-03	0.0E+00	1.05E-03	0.00E+00	0.08	1.57E-01	0.00E+00	1.0E+06	0.0E+00
0	0	7.18E-03	0.0E+00	1.05E-03	0.00E+00	0.08	1.57E-01	0.00E+00	1.0E+06	0.0E+00
0	0	7.18E-03	0.0E+00	1.05E-03	0.00E+00	0.08	1.57E-01	0.00E+00	1.0E+06	0.0E+00

Ventura Ranch
P2 (on) - Grading

					Cancer Risk from Birth to 2 years					
Receptor #	Conc	g/sec	Cair	Dose Constant	Dose	ED	Risk Constant	Risk	Constant 2	Risk/ Million
0	0	7.18E-03	0.0E+00	1.05E-03	0.00E+00	0.08	1.57E-01	0.00E+00	1.0E+06	0.0E+00
0	0	7.18E-03	0.0E+00	1.05E-03	0.00E+00	0.08	1.57E-01	0.00E+00	1.0E+06	0.0E+00
0	0	7.18E-03	0.0E+00	1.05E-03	0.00E+00	0.08	1.57E-01	0.00E+00	1.0E+06	0.0E+00
0	0	7.18E-03	0.0E+00	1.05E-03	0.00E+00	0.08	1.57E-01	0.00E+00	1.0E+06	0.0E+00
0	0	7.18E-03	0.0E+00	1.05E-03	0.00E+00	0.08	1.57E-01	0.00E+00	1.0E+06	0.0E+00
0	0	7.18E-03	0.0E+00	1.05E-03	0.00E+00	0.08	1.57E-01	0.00E+00	1.0E+06	0.0E+00
0	0	7.18E-03	0.0E+00	1.05E-03	0.00E+00	0.08	1.57E-01	0.00E+00	1.0E+06	0.0E+00
0	0	7.18E-03	0.0E+00	1.05E-03	0.00E+00	0.08	1.57E-01	0.00E+00	1.0E+06	0.0E+00
0	0	7.18E-03	0.0E+00	1.05E-03	0.00E+00	0.08	1.57E-01	0.00E+00	1.0E+06	0.0E+00
0	0	7.18E-03	0.0E+00	1.05E-03	0.00E+00	0.08	1.57E-01	0.00E+00	1.0E+06	0.0E+00
0	0	7.18E-03	0.0E+00	1.05E-03	0.00E+00	0.08	1.57E-01	0.00E+00	1.0E+06	0.0E+00
0	0	7.18E-03	0.0E+00	1.05E-03	0.00E+00	0.08	1.57E-01	0.00E+00	1.0E+06	0.0E+00
0	0	7.18E-03	0.0E+00	1.05E-03	0.00E+00	0.08	1.57E-01	0.00E+00	1.0E+06	0.0E+00
0	0	7.18E-03	0.0E+00	1.05E-03	0.00E+00	0.08	1.57E-01	0.00E+00	1.0E+06	0.0E+00
0	0	7.18E-03	0.0E+00	1.05E-03	0.00E+00	0.08	1.57E-01	0.00E+00	1.0E+06	0.0E+00
0	0	7.18E-03	0.0E+00	1.05E-03	0.00E+00	0.08	1.57E-01	0.00E+00	1.0E+06	0.0E+00
0	0	7.18E-03	0.0E+00	1.05E-03	0.00E+00	0.08	1.57E-01	0.00E+00	1.0E+06	0.0E+00
0	0	7.18E-03	0.0E+00	1.05E-03	0.00E+00	0.08	1.57E-01	0.00E+00	1.0E+06	0.0E+00
0	0	7.18E-03	0.0E+00	1.05E-03	0.00E+00	0.08	1.57E-01	0.00E+00	1.0E+06	0.0E+00
0	0	7.18E-03	0.0E+00	1.05E-03	0.00E+00	0.08	1.57E-01	0.00E+00	1.0E+06	0.0E+00
0	0	7.18E-03	0.0E+00	1.05E-03	0.00E+00	0.08	1.57E-01	0.00E+00	1.0E+06	0.0E+00
0	0	7.18E-03	0.0E+00	1.05E-03	0.00E+00	0.08	1.57E-01	0.00E+00	1.0E+06	0.0E+00
0	0	7.18E-03	0.0E+00	1.05E-03	0.00E+00	0.08	1.57E-01	0.00E+00	1.0E+06	0.0E+00
0	0	7.18E-03	0.0E+00	1.05E-03	0.00E+00	0.08	1.57E-01	0.00E+00	1.0E+06	0.0E+00
0	0	7.18E-03	0.0E+00	1.05E-03	0.00E+00	0.08	1.57E-01	0.00E+00	1.0E+06	0.0E+00
0	0	7.18E-03	0.0E+00	1.05E-03	0.00E+00	0.08	1.57E-01	0.00E+00	1.0E+06	0.0E+00
0	0	7.18E-03	0.0E+00	1.05E-03	0.00E+00	0.08	1.57E-01	0.00E+00	1.0E+06	0.0E+00
0	0	7.18E-03	0.0E+00	1.05E-03	0.00E+00	0.08	1.57E-01	0.00E+00	1.0E+06	0.0E+00
0	0	7.18E-03	0.0E+00	1.05E-03	0.00E+00	0.08	1.57E-01	0.00E+00	1.0E+06	0.0E+00
0	0	7.18E-03	0.0E+00	1.05E-03	0.00E+00	0.08	1.57E-01	0.00E+00	1.0E+06	0.0E+00
0	0	7.18E-03	0.0E+00	1.05E-03	0.00E+00	0.08	1.57E-01	0.00E+00	1.0E+06	0.0E+00
0	0	7.18E-03	0.0E+00	1.05E-03	0.00E+00	0.08	1.57E-01	0.00E+00	1.0E+06	0.0E+00
0	0	7.18E-03	0.0E+00	1.05E-03	0.00E+00	0.08	1.57E-01	0.00E+00	1.0E+06	0.0E+00
0	0	7.18E-03	0.0E+00	1.05E-03	0.00E+00	0.08	1.57E-01	0.00E+00	1.0E+06	0.0E+00
0	0	7.18E-03	0.0E+00	1.05E-03	0.00E+00	0.08	1.57E-01	0.00E+00	1.0E+06	0.0E+00
0	0	7.18E-03	0.0E+00	1.05E-03	0.00E+00	0.08	1.57E-01	0.00E+00	1.0E+06	0.0E+00
0	0	7.18E-03	0.0E+00	1.05E-03	0.00E+00	0.08	1.57E-01	0.00E+00	1.0E+06	0.0E+00
0	0	7.18E-03	0.0E+00	1.05E-03	0.00E+00	0.08	1.57E-01	0.00E+00	1.0E+06	0.0E+00
0	0	7.18E-03	0.0E+00	1.05E-03	0.00E+00	0.08	1.57E-01	0.00E+00	1.0E+06	0.0E+00

Ventura Ranch
P2 (on) - Grading

					Cancer Risk from Birth to 2 years					
Receptor #	Conc	g/sec	Cair	Dose Constant	Dose	ED	Risk Constant	Risk	Constant 2	Risk/ Million
0	0	7.18E-03	0.0E+00	1.05E-03	0.00E+00	0.08	1.57E-01	0.00E+00	1.0E+06	0.0E+00
0	0	7.18E-03	0.0E+00	1.05E-03	0.00E+00	0.08	1.57E-01	0.00E+00	1.0E+06	0.0E+00
0	0	7.18E-03	0.0E+00	1.05E-03	0.00E+00	0.08	1.57E-01	0.00E+00	1.0E+06	0.0E+00
0	0	7.18E-03	0.0E+00	1.05E-03	0.00E+00	0.08	1.57E-01	0.00E+00	1.0E+06	0.0E+00
0	0	7.18E-03	0.0E+00	1.05E-03	0.00E+00	0.08	1.57E-01	0.00E+00	1.0E+06	0.0E+00
0	0	7.18E-03	0.0E+00	1.05E-03	0.00E+00	0.08	1.57E-01	0.00E+00	1.0E+06	0.0E+00
0	0	7.18E-03	0.0E+00	1.05E-03	0.00E+00	0.08	1.57E-01	0.00E+00	1.0E+06	0.0E+00
0	0	7.18E-03	0.0E+00	1.05E-03	0.00E+00	0.08	1.57E-01	0.00E+00	1.0E+06	0.0E+00
0	0	7.18E-03	0.0E+00	1.05E-03	0.00E+00	0.08	1.57E-01	0.00E+00	1.0E+06	0.0E+00
0	0	7.18E-03	0.0E+00	1.05E-03	0.00E+00	0.08	1.57E-01	0.00E+00	1.0E+06	0.0E+00
0	0	7.18E-03	0.0E+00	1.05E-03	0.00E+00	0.08	1.57E-01	0.00E+00	1.0E+06	0.0E+00
0	0	7.18E-03	0.0E+00	1.05E-03	0.00E+00	0.08	1.57E-01	0.00E+00	1.0E+06	0.0E+00
0	0	7.18E-03	0.0E+00	1.05E-03	0.00E+00	0.08	1.57E-01	0.00E+00	1.0E+06	0.0E+00
0	0	7.18E-03	0.0E+00	1.05E-03	0.00E+00	0.08	1.57E-01	0.00E+00	1.0E+06	0.0E+00
0	0	7.18E-03	0.0E+00	1.05E-03	0.00E+00	0.08	1.57E-01	0.00E+00	1.0E+06	0.0E+00

Ventura Ranch
P2 (on) - Grading

Max Cancer Risk Cancer Risk	
Receptor #	**Total Risk/ Million**
361	4.8E-01
362	6.4E-01
363	8.8E-01
364	1.2E+00
365	4.8E-01
366	6.4E-01
367	9.0E-01
368	1.3E+00
369	1.9E+00
370	2.6E+00
371	4.7E-01
372	6.4E-01
373	9.0E-01
374	1.3E+00
375	2.0E+00
376	4.6E-01
377	6.2E-01
378	8.8E-01
379	1.3E+00
380	2.1E+00
381	4.4E-01
382	5.8E-01
383	8.4E-01
384	1.3E+00
385	2.0E+00
386	4.1E-01
387	5.4E-01
388	7.7E-01
389	1.2E+00
390	1.9E+00
391	3.8E-01

Max	**Receptor #**	
3.590	432	Res

Chronic Non Cancer Risk	
REL	**HI Offroad**
5	7.12E-03
5	9.49E-03
5	1.30E-02
5	1.81E-02
5	7.07E-03
5	9.51E-03
5	1.33E-02
5	1.90E-02
5	2.78E-02
5	3.84E-02
5	6.97E-03
5	9.42E-03
5	1.33E-02
5	1.97E-02
5	2.96E-02
5	6.77E-03
5	9.15E-03
5	1.31E-02
5	1.98E-02
5	3.05E-02
5	6.49E-03
5	8.66E-03
5	1.24E-02
5	1.92E-02
5	3.01E-02
5	6.12E-03
5	8.02E-03
5	1.14E-02
5	1.79E-02
5	2.81E-02
5	5.65E-03

Max	**Receptor #**	
5.319E-02	432	Res

Ventura Ranch
P2 (on) - Grading

Max Cancer Risk Cancer Risk		*Chronic Non Cancer Risk*	
Receptor #	Total Risk/ Million	REL	HI Offroad
392	4.9E-01	5	7.27E-03
393	6.8E-01	5	1.00E-02
394	1.1E+00	5	1.56E-02
395	3.4E-01	5	5.04E-03
396	4.3E-01	5	6.38E-03
397	5.7E-01	5	8.50E-03
398	8.3E-01	5	1.23E-02
399	2.9E-01	5	4.33E-03
400	3.6E-01	5	5.33E-03
401	4.6E-01	5	6.79E-03
402	6.1E-01	5	9.09E-03
403	8.4E-01	5	1.25E-02
404	2.5E-01	5	3.63E-03
405	2.9E-01	5	4.33E-03
406	3.6E-01	5	5.27E-03
407	4.5E-01	5	6.67E-03
408	6.1E-01	5	9.06E-03
409	9.3E-01	5	1.38E-02
410	1.4E+00	5	2.08E-02
411	1.9E+00	5	2.88E-02
412	2.4E-01	5	3.52E-03
413	2.8E-01	5	4.18E-03
414	3.4E-01	5	5.11E-03
415	4.4E-01	5	6.58E-03
416	6.1E-01	5	8.99E-03
417	8.5E-01	5	1.26E-02
418	1.2E+00	5	1.76E-02
419	1.6E+00	5	2.39E-02
420	2.2E+00	5	3.19E-02
421	2.0E-01	5	2.89E-03
422	2.3E-01	5	3.39E-03

Ventura Ranch
P2 (on) - Grading

Max Cancer Risk Cancer Risk		*Chronic Non Cancer Risk*	
Receptor #	Total Risk/ Million	REL	HI Offroad
423	2.7E-01	5	4.06E-03
424	3.4E-01	5	5.04E-03
425	4.4E-01	5	6.49E-03
426	5.8E-01	5	8.58E-03
427	7.8E-01	5	1.15E-02
428	1.0E+00	5	1.55E-02
429	1.4E+00	5	2.11E-02
430	2.0E+00	5	2.92E-02
431	2.8E+00	5	4.09E-02
432	3.6E+00	5	5.32E-02
433	1.9E-01	5	2.82E-03
434	2.2E-01	5	3.32E-03
435	2.7E-01	5	4.02E-03
436	3.4E-01	5	5.00E-03
437	4.3E-01	5	6.37E-03
438	5.6E-01	5	8.27E-03
439	7.4E-01	5	1.10E-02
440	1.0E+00	5	1.50E-02
441	1.5E+00	5	2.15E-02
442	2.1E+00	5	3.16E-02
443	1.6E-01	5	2.37E-03
444	1.9E-01	5	2.77E-03
445	2.2E-01	5	3.31E-03
446	2.7E-01	5	4.02E-03
447	3.4E-01	5	5.00E-03
448	4.3E-01	5	6.34E-03
449	5.6E-01	5	8.30E-03
450	7.7E-01	5	1.14E-02
451	1.1E+00	5	1.69E-02
452	1.8E+00	5	2.60E-02
453	1.4E-01	5	2.01E-03

Ventura Ranch
P2 (on) - Grading

Max Cancer Risk Cancer Risk		*Chronic Non Cancer Risk*	
Receptor #	Total Risk/ Million	REL	HI Offroad
454	1.6E-01	5	2.33E-03
455	1.9E-01	5	2.75E-03
456	2.2E-01	5	3.31E-03
457	2.7E-01	5	4.05E-03
458	3.4E-01	5	5.06E-03
459	4.4E-01	5	6.51E-03
460	6.0E-01	5	8.86E-03
461	9.0E-01	5	1.33E-02
462	1.4E+00	5	2.10E-02
463	2.8E-01	5	4.08E-03
464	3.5E-01	5	5.17E-03
465	4.6E-01	5	6.88E-03
466	6.7E-01	5	9.93E-03
467	9.8E-01	5	1.45E-02
0	0.0E+00	5	0.00E+00
0	0.0E+00	5	0.00E+00
0	0.0E+00	5	0.00E+00
0	0.0E+00	5	0.00E+00
0	0.0E+00	5	0.00E+00
0	0.0E+00	5	0.00E+00
0	0.0E+00	5	0.00E+00
0	0.0E+00	5	0.00E+00
0	0.0E+00	5	0.00E+00
0	0.0E+00	5	0.00E+00
0	0.0E+00	5	0.00E+00
0	0.0E+00	5	0.00E+00
0	0.0E+00	5	0.00E+00
0	0.0E+00	5	0.00E+00
0	0.0E+00	5	0.00E+00
0	0.0E+00	5	0.00E+00

Ventura Ranch
P2 (on) - Grading

Max Cancer Risk Cancer Risk	
Receptor #	Total Risk/ Million
0	0.0E+00
0	0.0E+00
0	0.0E+00
0	0.0E+00
0	0.0E+00
0	0.0E+00
0	0.0E+00
0	0.0E+00
0	0.0E+00
0	0.0E+00
0	0.0E+00
0	0.0E+00
0	0.0E+00
0	0.0E+00
0	0.0E+00
0	0.0E+00
0	0.0E+00
0	0.0E+00
0	0.0E+00
0	0.0E+00
0	0.0E+00
0	0.0E+00
0	0.0E+00
0	0.0E+00
0	0.0E+00
0	0.0E+00
0	0.0E+00
0	0.0E+00
0	0.0E+00
0	0.0E+00
0	0.0E+00
0	0.0E+00
0	0.0E+00
0	0.0E+00
0	0.0E+00
0	0.0E+00
0	0.0E+00
0	0.0E+00

Chronic Non Cancer Risk	
REL	HI Offroad
5	0.00E+00
5	0.00E+00
5	0.00E+00
5	0.00E+00
5	0.00E+00
5	0.00E+00
5	0.00E+00
5	0.00E+00
5	0.00E+00
5	0.00E+00
5	0.00E+00
5	0.00E+00
5	0.00E+00
5	0.00E+00
5	0.00E+00
5	0.00E+00
5	0.00E+00
5	0.00E+00
5	0.00E+00
5	0.00E+00
5	0.00E+00
5	0.00E+00
5	0.00E+00
5	0.00E+00
5	0.00E+00
5	0.00E+00
5	0.00E+00
5	0.00E+00
5	0.00E+00
5	0.00E+00
5	0.00E+00
5	0.00E+00
5	0.00E+00
5	0.00E+00
5	0.00E+00
5	0.00E+00

Ventura Ranch
P2 (on) - Grading

Max Cancer Risk Cancer Risk	
Receptor #	Total Risk/ Million
0	0.0E+00
0	0.0E+00
0	0.0E+00
0	0.0E+00
0	0.0E+00
0	0.0E+00
0	0.0E+00
0	0.0E+00
0	0.0E+00
0	0.0E+00
0	0.0E+00
0	0.0E+00
0	0.0E+00
0	0.0E+00
0	0.0E+00
0	0.0E+00
0	0.0E+00
0	0.0E+00
0	0.0E+00
0	0.0E+00
0	0.0E+00
0	0.0E+00
0	0.0E+00
0	0.0E+00
0	0.0E+00
0	0.0E+00
0	0.0E+00
0	0.0E+00
0	0.0E+00
0	0.0E+00
0	0.0E+00
0	0.0E+00
0	0.0E+00
0	0.0E+00
0	0.0E+00
0	0.0E+00
0	0.0E+00
0	0.0E+00

Chronic Non Cancer Risk	
REL	HI Offroad
5	0.00E+00
5	0.00E+00
5	0.00E+00
5	0.00E+00
5	0.00E+00
5	0.00E+00
5	0.00E+00
5	0.00E+00
5	0.00E+00
5	0.00E+00
5	0.00E+00
5	0.00E+00
5	0.00E+00
5	0.00E+00
5	0.00E+00
5	0.00E+00
5	0.00E+00
5	0.00E+00
5	0.00E+00
5	0.00E+00
5	0.00E+00
5	0.00E+00
5	0.00E+00
5	0.00E+00
5	0.00E+00
5	0.00E+00
5	0.00E+00
5	0.00E+00
5	0.00E+00
5	0.00E+00
5	0.00E+00
5	0.00E+00
5	0.00E+00
5	0.00E+00
5	0.00E+00
5	0.00E+00

Ventura Ranch
P2 (on) - Grading

Max Cancer Risk Cancer Risk	
Receptor #	**Total Risk/ Million**
0	0.0E+00
0	0.0E+00
0	0.0E+00
0	0.0E+00
0	0.0E+00
0	0.0E+00
0	0.0E+00
0	0.0E+00
0	0.0E+00
0	0.0E+00
0	0.0E+00
0	0.0E+00
0	0.0E+00
0	0.0E+00
0	0.0E+00
0	0.0E+00

Chronic Non Cancer Risk	
REL	**HI Offroad**
5	0.00E+00
5	0.00E+00
5	0.00E+00
5	0.00E+00
5	0.00E+00
5	0.00E+00
5	0.00E+00
5	0.00E+00
5	0.00E+00
5	0.00E+00
5	0.00E+00
5	0.00E+00
5	0.00E+00
5	0.00E+00
5	0.00E+00

Ventura Ranch

P2 (on) - Grading Haul or Vendor Risk

		Cancer Risk from Birth to 2 years								
Receptor #	Conc	g/sec	Cair	Dose Constant	Dose	ED	Risk Constant	Risk	Constant 2	Risk/ Million
361	2.62403	1.47E-05	3.8E-05	1.05E-03	4.02E-08	0.08	1.57E-01	5.19E-10	1.0E+06	5.2E-04
362	2.1336	1.47E-05	3.1E-05	1.05E-03	3.27E-08	0.08	1.57E-01	4.22E-10	1.0E+06	4.2E-04
363	1.76707	1.47E-05	2.6E-05	1.05E-03	2.71E-08	0.08	1.57E-01	3.50E-10	1.0E+06	3.5E-04
364	1.51981	1.47E-05	2.2E-05	1.05E-03	2.33E-08	0.08	1.57E-01	3.01E-10	1.0E+06	3.0E-04
365	3.22002	1.47E-05	4.7E-05	1.05E-03	4.93E-08	0.08	1.57E-01	6.37E-10	1.0E+06	6.4E-04
366	2.55561	1.47E-05	3.7E-05	1.05E-03	3.92E-08	0.08	1.57E-01	5.06E-10	1.0E+06	5.1E-04
367	2.06824	1.47E-05	3.0E-05	1.05E-03	3.17E-08	0.08	1.57E-01	4.09E-10	1.0E+06	4.1E-04
368	1.74949	1.47E-05	2.6E-05	1.05E-03	2.68E-08	0.08	1.57E-01	3.46E-10	1.0E+06	3.5E-04
369	1.52484	1.47E-05	2.2E-05	1.05E-03	2.34E-08	0.08	1.57E-01	3.02E-10	1.0E+06	3.0E-04
370	1.35115	1.47E-05	2.0E-05	1.05E-03	2.07E-08	0.08	1.57E-01	2.67E-10	1.0E+06	2.7E-04
371	4.11855	1.47E-05	6.0E-05	1.05E-03	6.31E-08	0.08	1.57E-01	8.15E-10	1.0E+06	8.2E-04
372	3.16891	1.47E-05	4.6E-05	1.05E-03	4.86E-08	0.08	1.57E-01	6.27E-10	1.0E+06	6.3E-04
373	2.48364	1.47E-05	3.6E-05	1.05E-03	3.81E-08	0.08	1.57E-01	4.91E-10	1.0E+06	4.9E-04
374	2.05415	1.47E-05	3.0E-05	1.05E-03	3.15E-08	0.08	1.57E-01	4.06E-10	1.0E+06	4.1E-04
375	1.75759	1.47E-05	2.6E-05	1.05E-03	2.69E-08	0.08	1.57E-01	3.48E-10	1.0E+06	3.5E-04
376	5.5996	1.47E-05	8.2E-05	1.05E-03	8.58E-08	0.08	1.57E-01	1.11E-09	1.0E+06	1.1E-03
377	4.13073	1.47E-05	6.1E-05	1.05E-03	6.33E-08	0.08	1.57E-01	8.17E-10	1.0E+06	8.2E-04
378	3.08477	1.47E-05	4.5E-05	1.05E-03	4.73E-08	0.08	1.57E-01	6.10E-10	1.0E+06	6.1E-04
379	2.46742	1.47E-05	3.6E-05	1.05E-03	3.78E-08	0.08	1.57E-01	4.88E-10	1.0E+06	4.9E-04
380	2.04822	1.47E-05	3.0E-05	1.05E-03	3.14E-08	0.08	1.57E-01	4.05E-10	1.0E+06	4.1E-04
381	8.37167	1.47E-05	1.2E-04	1.05E-03	1.28E-07	0.08	1.57E-01	1.66E-09	1.0E+06	1.7E-03
382	5.81928	1.47E-05	8.5E-05	1.05E-03	8.92E-08	0.08	1.57E-01	1.15E-09	1.0E+06	1.2E-03
383	4.00553	1.47E-05	5.9E-05	1.05E-03	6.14E-08	0.08	1.57E-01	7.93E-10	1.0E+06	7.9E-04
384	3.02874	1.47E-05	4.4E-05	1.05E-03	4.64E-08	0.08	1.57E-01	5.99E-10	1.0E+06	6.0E-04
385	2.40504	1.47E-05	3.5E-05	1.05E-03	3.68E-08	0.08	1.57E-01	4.76E-10	1.0E+06	4.8E-04
386	14.92661	1.47E-05	2.2E-04	1.05E-03	2.29E-07	0.08	1.57E-01	2.95E-09	1.0E+06	3.0E-03
387	9.51959	1.47E-05	1.4E-04	1.05E-03	1.46E-07	0.08	1.57E-01	1.88E-09	1.0E+06	1.9E-03
388	5.55932	1.47E-05	8.1E-05	1.05E-03	8.52E-08	0.08	1.57E-01	1.10E-09	1.0E+06	1.1E-03
389	3.83655	1.47E-05	5.6E-05	1.05E-03	5.88E-08	0.08	1.57E-01	7.59E-10	1.0E+06	7.6E-04
390	2.88158	1.47E-05	4.2E-05	1.05E-03	4.41E-08	0.08	1.57E-01	5.70E-10	1.0E+06	5.7E-04
391	5.16114	1.47E-05	7.6E-05	1.05E-03	7.91E-08	0.08	1.57E-01	1.02E-09	1.0E+06	1.0E-03

Ventura Ranch

P2 (on) - Grading Haul or Vendor Risk

		Cancer Risk from Birth to 2 years								
Receptor #	Conc	g/sec	Cair	Dose Constant	Dose	ED	Risk Constant	Risk	Constant 2	Risk/ Million
392	6.70715	1.47E-05	9.8E-05	1.05E-03	1.03E-07	0.08	1.57E-01	1.33E-09	1.0E+06	1.3E-03
393	9.00445	1.47E-05	1.3E-04	1.05E-03	1.38E-07	0.08	1.57E-01	1.78E-09	1.0E+06	1.8E-03
394	5.37217	1.47E-05	7.9E-05	1.05E-03	8.23E-08	0.08	1.57E-01	1.06E-09	1.0E+06	1.1E-03
395	8.1767	1.47E-05	1.2E-04	1.05E-03	1.25E-07	0.08	1.57E-01	1.62E-09	1.0E+06	1.6E-03
396	11.24654	1.47E-05	1.6E-04	1.05E-03	1.72E-07	0.08	1.57E-01	2.23E-09	1.0E+06	2.2E-03
397	12.928	1.47E-05	1.9E-04	1.05E-03	1.98E-07	0.08	1.57E-01	2.56E-09	1.0E+06	2.6E-03
398	7.56426	1.47E-05	1.1E-04	1.05E-03	1.16E-07	0.08	1.57E-01	1.50E-09	1.0E+06	1.5E-03
399	10.76434	1.47E-05	1.6E-04	1.05E-03	1.65E-07	0.08	1.57E-01	2.13E-09	1.0E+06	2.1E-03
400	20.11071	1.47E-05	2.9E-04	1.05E-03	3.08E-07	0.08	1.57E-01	3.98E-09	1.0E+06	4.0E-03
401	13.01819	1.47E-05	1.9E-04	1.05E-03	1.99E-07	0.08	1.57E-01	2.58E-09	1.0E+06	2.6E-03
402	8.70654	1.47E-05	1.3E-04	1.05E-03	1.33E-07	0.08	1.57E-01	1.72E-09	1.0E+06	1.7E-03
403	6.07747	1.47E-05	8.9E-05	1.05E-03	9.31E-08	0.08	1.57E-01	1.20E-09	1.0E+06	1.2E-03
404	15.61198	1.47E-05	2.3E-04	1.05E-03	2.39E-07	0.08	1.57E-01	3.09E-09	1.0E+06	3.1E-03
405	16.77604	1.47E-05	2.5E-04	1.05E-03	2.57E-07	0.08	1.57E-01	3.32E-09	1.0E+06	3.3E-03
406	11.72453	1.47E-05	1.7E-04	1.05E-03	1.80E-07	0.08	1.57E-01	2.32E-09	1.0E+06	2.3E-03
407	8.62294	1.47E-05	1.3E-04	1.05E-03	1.32E-07	0.08	1.57E-01	1.71E-09	1.0E+06	1.7E-03
408	6.487	1.47E-05	9.5E-05	1.05E-03	9.94E-08	0.08	1.57E-01	1.28E-09	1.0E+06	1.3E-03
409	4.95785	1.47E-05	7.3E-05	1.05E-03	7.60E-08	0.08	1.57E-01	9.81E-10	1.0E+06	9.8E-04
410	3.84717	1.47E-05	5.6E-05	1.05E-03	5.89E-08	0.08	1.57E-01	7.61E-10	1.0E+06	7.6E-04
411	3.03639	1.47E-05	4.5E-05	1.05E-03	4.65E-08	0.08	1.57E-01	6.01E-10	1.0E+06	6.0E-04
412	14.82714	1.47E-05	2.2E-04	1.05E-03	2.27E-07	0.08	1.57E-01	2.93E-09	1.0E+06	2.9E-03
413	10.71093	1.47E-05	1.6E-04	1.05E-03	1.64E-07	0.08	1.57E-01	2.12E-09	1.0E+06	2.1E-03
414	8.16399	1.47E-05	1.2E-04	1.05E-03	1.25E-07	0.08	1.57E-01	1.62E-09	1.0E+06	1.6E-03
415	6.3995	1.47E-05	9.4E-05	1.05E-03	9.80E-08	0.08	1.57E-01	1.27E-09	1.0E+06	1.3E-03
416	5.09815	1.47E-05	7.5E-05	1.05E-03	7.81E-08	0.08	1.57E-01	1.01E-09	1.0E+06	1.0E-03
417	4.10737	1.47E-05	6.0E-05	1.05E-03	6.29E-08	0.08	1.57E-01	8.13E-10	1.0E+06	8.1E-04
418	3.33407	1.47E-05	4.9E-05	1.05E-03	5.11E-08	0.08	1.57E-01	6.60E-10	1.0E+06	6.6E-04
419	2.72909	1.47E-05	4.0E-05	1.05E-03	4.18E-08	0.08	1.57E-01	5.40E-10	1.0E+06	5.4E-04
420	2.25401	1.47E-05	3.3E-05	1.05E-03	3.45E-08	0.08	1.57E-01	4.46E-10	1.0E+06	4.5E-04
421	13.39498	1.47E-05	2.0E-04	1.05E-03	2.05E-07	0.08	1.57E-01	2.65E-09	1.0E+06	2.7E-03
422	9.87518	1.47E-05	1.4E-04	1.05E-03	1.51E-07	0.08	1.57E-01	1.95E-09	1.0E+06	2.0E-03

Ventura Ranch

P2 (on) - Grading Haul or Vendor Risk

		Cancer Risk from Birth to 2 years								
Receptor #	Conc	g/sec	Cair	Dose Constant	Dose	ED	Risk Constant	Risk	Constant 2	Risk/ Million
423	7.67992	1.47E-05	1.1E-04	1.05E-03	1.18E-07	0.08	1.57E-01	1.52E-09	1.0E+06	1.5E-03
424	6.14761	1.47E-05	9.0E-05	1.05E-03	9.42E-08	0.08	1.57E-01	1.22E-09	1.0E+06	1.2E-03
425	5.02266	1.47E-05	7.4E-05	1.05E-03	7.70E-08	0.08	1.57E-01	9.94E-10	1.0E+06	9.9E-04
426	4.15461	1.47E-05	6.1E-05	1.05E-03	6.37E-08	0.08	1.57E-01	8.22E-10	1.0E+06	8.2E-04
427	3.46286	1.47E-05	5.1E-05	1.05E-03	5.31E-08	0.08	1.57E-01	6.85E-10	1.0E+06	6.9E-04
428	2.90211	1.47E-05	4.3E-05	1.05E-03	4.45E-08	0.08	1.57E-01	5.74E-10	1.0E+06	5.7E-04
429	2.44196	1.47E-05	3.6E-05	1.05E-03	3.74E-08	0.08	1.57E-01	4.83E-10	1.0E+06	4.8E-04
430	2.0627	1.47E-05	3.0E-05	1.05E-03	3.16E-08	0.08	1.57E-01	4.08E-10	1.0E+06	4.1E-04
431	1.75125	1.47E-05	2.6E-05	1.05E-03	2.68E-08	0.08	1.57E-01	3.47E-10	1.0E+06	3.5E-04
432	1.49667	1.47E-05	2.2E-05	1.05E-03	2.29E-08	0.08	1.57E-01	2.96E-10	1.0E+06	3.0E-04
433	9.10182	1.47E-05	1.3E-04	1.05E-03	1.39E-07	0.08	1.57E-01	1.80E-09	1.0E+06	1.8E-03
434	7.21772	1.47E-05	1.1E-04	1.05E-03	1.11E-07	0.08	1.57E-01	1.43E-09	1.0E+06	1.4E-03
435	5.8744	1.47E-05	8.6E-05	1.05E-03	9.00E-08	0.08	1.57E-01	1.16E-09	1.0E+06	1.2E-03
436	4.87484	1.47E-05	7.1E-05	1.05E-03	7.47E-08	0.08	1.57E-01	9.65E-10	1.0E+06	9.6E-04
437	4.09972	1.47E-05	6.0E-05	1.05E-03	6.28E-08	0.08	1.57E-01	8.11E-10	1.0E+06	8.1E-04
438	3.48018	1.47E-05	5.1E-05	1.05E-03	5.33E-08	0.08	1.57E-01	6.89E-10	1.0E+06	6.9E-04
439	2.96935	1.47E-05	4.4E-05	1.05E-03	4.55E-08	0.08	1.57E-01	5.88E-10	1.0E+06	5.9E-04
440	2.54503	1.47E-05	3.7E-05	1.05E-03	3.90E-08	0.08	1.57E-01	5.04E-10	1.0E+06	5.0E-04
441	2.18524	1.47E-05	3.2E-05	1.05E-03	3.35E-08	0.08	1.57E-01	4.32E-10	1.0E+06	4.3E-04
442	1.87983	1.47E-05	2.8E-05	1.05E-03	2.88E-08	0.08	1.57E-01	3.72E-10	1.0E+06	3.7E-04
443	8.32162	1.47E-05	1.2E-04	1.05E-03	1.27E-07	0.08	1.57E-01	1.65E-09	1.0E+06	1.6E-03
444	6.7424	1.47E-05	9.9E-05	1.05E-03	1.03E-07	0.08	1.57E-01	1.33E-09	1.0E+06	1.3E-03
445	5.58313	1.47E-05	8.2E-05	1.05E-03	8.55E-08	0.08	1.57E-01	1.10E-09	1.0E+06	1.1E-03
446	4.69492	1.47E-05	6.9E-05	1.05E-03	7.19E-08	0.08	1.57E-01	9.29E-10	1.0E+06	9.3E-04
447	3.99747	1.47E-05	5.9E-05	1.05E-03	6.12E-08	0.08	1.57E-01	7.91E-10	1.0E+06	7.9E-04
448	3.43475	1.47E-05	5.0E-05	1.05E-03	5.26E-08	0.08	1.57E-01	6.80E-10	1.0E+06	6.8E-04
449	2.97032	1.47E-05	4.4E-05	1.05E-03	4.55E-08	0.08	1.57E-01	5.88E-10	1.0E+06	5.9E-04
450	2.58096	1.47E-05	3.8E-05	1.05E-03	3.95E-08	0.08	1.57E-01	5.11E-10	1.0E+06	5.1E-04
451	2.24778	1.47E-05	3.3E-05	1.05E-03	3.44E-08	0.08	1.57E-01	4.45E-10	1.0E+06	4.4E-04
452	1.96183	1.47E-05	2.9E-05	1.05E-03	3.01E-08	0.08	1.57E-01	3.88E-10	1.0E+06	3.9E-04
453	7.68081	1.47E-05	1.1E-04	1.05E-03	1.18E-07	0.08	1.57E-01	1.52E-09	1.0E+06	1.5E-03

Ventura Ranch

P2 (on) - Grading Haul or Vendor Risk

					Cancer Risk from Birth to 2 years					
Receptor #	Conc	g/sec	Cair	Dose Constant	Dose	ED	Risk Constant	Risk	Constant 2	Risk/ Million
454	6.33311	1.47E-05	9.3E-05	1.05E-03	9.70E-08	0.08	1.57E-01	1.25E-09	1.0E+06	1.3E-03
455	5.28958	1.47E-05	7.8E-05	1.05E-03	8.10E-08	0.08	1.57E-01	1.05E-09	1.0E+06	1.0E-03
456	4.49231	1.47E-05	6.6E-05	1.05E-03	6.88E-08	0.08	1.57E-01	8.89E-10	1.0E+06	8.9E-04
457	3.86688	1.47E-05	5.7E-05	1.05E-03	5.92E-08	0.08	1.57E-01	7.65E-10	1.0E+06	7.7E-04
458	3.35453	1.47E-05	4.9E-05	1.05E-03	5.14E-08	0.08	1.57E-01	6.64E-10	1.0E+06	6.6E-04
459	2.92933	1.47E-05	4.3E-05	1.05E-03	4.49E-08	0.08	1.57E-01	5.80E-10	1.0E+06	5.8E-04
460	2.57274	1.47E-05	3.8E-05	1.05E-03	3.94E-08	0.08	1.57E-01	5.09E-10	1.0E+06	5.1E-04
461	2.26672	1.47E-05	3.3E-05	1.05E-03	3.47E-08	0.08	1.57E-01	4.49E-10	1.0E+06	4.5E-04
462	2.00125	1.47E-05	2.9E-05	1.05E-03	3.07E-08	0.08	1.57E-01	3.96E-10	1.0E+06	4.0E-04
463	3.2478	1.47E-05	4.8E-05	1.05E-03	4.98E-08	0.08	1.57E-01	6.43E-10	1.0E+06	6.4E-04
464	2.85889	1.47E-05	4.2E-05	1.05E-03	4.38E-08	0.08	1.57E-01	5.66E-10	1.0E+06	5.7E-04
465	2.53473	1.47E-05	3.7E-05	1.05E-03	3.88E-08	0.08	1.57E-01	5.02E-10	1.0E+06	5.0E-04
466	2.25457	1.47E-05	3.3E-05	1.05E-03	3.45E-08	0.08	1.57E-01	4.46E-10	1.0E+06	4.5E-04
467	2.00892	1.47E-05	2.9E-05	1.05E-03	3.08E-08	0.08	1.57E-01	3.98E-10	1.0E+06	4.0E-04
0	0	1.47E-05	0.0E+00	1.05E-03	0.00E+00	0.08	1.57E-01	0.00E+00	1.0E+06	0.0E+00
0	0	1.47E-05	0.0E+00	1.05E-03	0.00E+00	0.08	1.57E-01	0.00E+00	1.0E+06	0.0E+00
0	0	1.47E-05	0.0E+00	1.05E-03	0.00E+00	0.08	1.57E-01	0.00E+00	1.0E+06	0.0E+00
0	0	1.47E-05	0.0E+00	1.05E-03	0.00E+00	0.08	1.57E-01	0.00E+00	1.0E+06	0.0E+00
0	0	1.47E-05	0.0E+00	1.05E-03	0.00E+00	0.08	1.57E-01	0.00E+00	1.0E+06	0.0E+00
0	0	1.47E-05	0.0E+00	1.05E-03	0.00E+00	0.08	1.57E-01	0.00E+00	1.0E+06	0.0E+00
0	0	1.47E-05	0.0E+00	1.05E-03	0.00E+00	0.08	1.57E-01	0.00E+00	1.0E+06	0.0E+00
0	0	1.47E-05	0.0E+00	1.05E-03	0.00E+00	0.08	1.57E-01	0.00E+00	1.0E+06	0.0E+00
0	0	1.47E-05	0.0E+00	1.05E-03	0.00E+00	0.08	1.57E-01	0.00E+00	1.0E+06	0.0E+00
0	0	1.47E-05	0.0E+00	1.05E-03	0.00E+00	0.08	1.57E-01	0.00E+00	1.0E+06	0.0E+00
0	0	1.47E-05	0.0E+00	1.05E-03	0.00E+00	0.08	1.57E-01	0.00E+00	1.0E+06	0.0E+00
0	0	1.47E-05	0.0E+00	1.05E-03	0.00E+00	0.08	1.57E-01	0.00E+00	1.0E+06	0.0E+00
0	0	1.47E-05	0.0E+00	1.05E-03	0.00E+00	0.08	1.57E-01	0.00E+00	1.0E+06	0.0E+00
0	0	1.47E-05	0.0E+00	1.05E-03	0.00E+00	0.08	1.57E-01	0.00E+00	1.0E+06	0.0E+00
0	0	1.47E-05	0.0E+00	1.05E-03	0.00E+00	0.08	1.57E-01	0.00E+00	1.0E+06	0.0E+00
0	0	1.47E-05	0.0E+00	1.05E-03	0.00E+00	0.08	1.57E-01	0.00E+00	1.0E+06	0.0E+00
0	0	1.47E-05	0.0E+00	1.05E-03	0.00E+00	0.08	1.57E-01	0.00E+00	1.0E+06	0.0E+00
0	0	1.47E-05	0.0E+00	1.05E-03	0.00E+00	0.08	1.57E-01	0.00E+00	1.0E+06	0.0E+00

Ventura Ranch

P2 (on) - Grading Haul or Vendor Risk

						Cancer Risk from Birth to 2 years				
Receptor #	Conc	g/sec	Cair	Dose Constant	Dose	ED	Risk Constant	Risk	Constant 2	Risk/ Million
0	0	1.47E-05	0.0E+00	1.05E-03	0.00E+00	0.08	1.57E-01	0.00E+00	1.0E+06	0.0E+00
0	0	1.47E-05	0.0E+00	1.05E-03	0.00E+00	0.08	1.57E-01	0.00E+00	1.0E+06	0.0E+00
0	0	1.47E-05	0.0E+00	1.05E-03	0.00E+00	0.08	1.57E-01	0.00E+00	1.0E+06	0.0E+00
0	0	1.47E-05	0.0E+00	1.05E-03	0.00E+00	0.08	1.57E-01	0.00E+00	1.0E+06	0.0E+00
0	0	1.47E-05	0.0E+00	1.05E-03	0.00E+00	0.08	1.57E-01	0.00E+00	1.0E+06	0.0E+00
0	0	1.47E-05	0.0E+00	1.05E-03	0.00E+00	0.08	1.57E-01	0.00E+00	1.0E+06	0.0E+00
0	0	1.47E-05	0.0E+00	1.05E-03	0.00E+00	0.08	1.57E-01	0.00E+00	1.0E+06	0.0E+00
0	0	1.47E-05	0.0E+00	1.05E-03	0.00E+00	0.08	1.57E-01	0.00E+00	1.0E+06	0.0E+00
0	0	1.47E-05	0.0E+00	1.05E-03	0.00E+00	0.08	1.57E-01	0.00E+00	1.0E+06	0.0E+00
0	0	1.47E-05	0.0E+00	1.05E-03	0.00E+00	0.08	1.57E-01	0.00E+00	1.0E+06	0.0E+00
0	0	1.47E-05	0.0E+00	1.05E-03	0.00E+00	0.08	1.57E-01	0.00E+00	1.0E+06	0.0E+00
0	0	1.47E-05	0.0E+00	1.05E-03	0.00E+00	0.08	1.57E-01	0.00E+00	1.0E+06	0.0E+00
0	0	1.47E-05	0.0E+00	1.05E-03	0.00E+00	0.08	1.57E-01	0.00E+00	1.0E+06	0.0E+00
0	0	1.47E-05	0.0E+00	1.05E-03	0.00E+00	0.08	1.57E-01	0.00E+00	1.0E+06	0.0E+00
0	0	1.47E-05	0.0E+00	1.05E-03	0.00E+00	0.08	1.57E-01	0.00E+00	1.0E+06	0.0E+00
0	0	1.47E-05	0.0E+00	1.05E-03	0.00E+00	0.08	1.57E-01	0.00E+00	1.0E+06	0.0E+00
0	0	1.47E-05	0.0E+00	1.05E-03	0.00E+00	0.08	1.57E-01	0.00E+00	1.0E+06	0.0E+00
0	0	1.47E-05	0.0E+00	1.05E-03	0.00E+00	0.08	1.57E-01	0.00E+00	1.0E+06	0.0E+00
0	0	1.47E-05	0.0E+00	1.05E-03	0.00E+00	0.08	1.57E-01	0.00E+00	1.0E+06	0.0E+00
0	0	1.47E-05	0.0E+00	1.05E-03	0.00E+00	0.08	1.57E-01	0.00E+00	1.0E+06	0.0E+00
0	0	1.47E-05	0.0E+00	1.05E-03	0.00E+00	0.08	1.57E-01	0.00E+00	1.0E+06	0.0E+00
0	0	1.47E-05	0.0E+00	1.05E-03	0.00E+00	0.08	1.57E-01	0.00E+00	1.0E+06	0.0E+00
0	0	1.47E-05	0.0E+00	1.05E-03	0.00E+00	0.08	1.57E-01	0.00E+00	1.0E+06	0.0E+00
0	0	1.47E-05	0.0E+00	1.05E-03	0.00E+00	0.08	1.57E-01	0.00E+00	1.0E+06	0.0E+00
0	0	1.47E-05	0.0E+00	1.05E-03	0.00E+00	0.08	1.57E-01	0.00E+00	1.0E+06	0.0E+00
0	0	1.47E-05	0.0E+00	1.05E-03	0.00E+00	0.08	1.57E-01	0.00E+00	1.0E+06	0.0E+00
0	0	1.47E-05	0.0E+00	1.05E-03	0.00E+00	0.08	1.57E-01	0.00E+00	1.0E+06	0.0E+00
0	0	1.47E-05	0.0E+00	1.05E-03	0.00E+00	0.08	1.57E-01	0.00E+00	1.0E+06	0.0E+00
0	0	1.47E-05	0.0E+00	1.05E-03	0.00E+00	0.08	1.57E-01	0.00E+00	1.0E+06	0.0E+00
0	0	1.47E-05	0.0E+00	1.05E-03	0.00E+00	0.08	1.57E-01	0.00E+00	1.0E+06	0.0E+00
0	0	1.47E-05	0.0E+00	1.05E-03	0.00E+00	0.08	1.57E-01	0.00E+00	1.0E+06	0.0E+00
0	0	1.47E-05	0.0E+00	1.05E-03	0.00E+00	0.08	1.57E-01	0.00E+00	1.0E+06	0.0E+00
0	0	1.47E-05	0.0E+00	1.05E-03	0.00E+00	0.08	1.57E-01	0.00E+00	1.0E+06	0.0E+00
0	0	1.47E-05	0.0E+00	1.05E-03	0.00E+00	0.08	1.57E-01	0.00E+00	1.0E+06	0.0E+00
0	0	1.47E-05	0.0E+00	1.05E-03	0.00E+00	0.08	1.57E-01	0.00E+00	1.0E+06	0.0E+00
0	0	1.47E-05	0.0E+00	1.05E-03	0.00E+00	0.08	1.57E-01	0.00E+00	1.0E+06	0.0E+00
0	0	1.47E-05	0.0E+00	1.05E-03	0.00E+00	0.08	1.57E-01	0.00E+00	1.0E+06	0.0E+00

Ventura Ranch

P2 (on) - Grading Haul or Vendor Risk

						Cancer Risk from Birth to 2 years				
Receptor #	Conc	g/sec	Cair	Dose Constant	Dose	ED	Risk Constant	Risk	Constant 2	Risk/ Million
0	0	1.47E-05	0.0E+00	1.05E-03	0.00E+00	0.08	1.57E-01	0.00E+00	1.0E+06	0.0E+00
0	0	1.47E-05	0.0E+00	1.05E-03	0.00E+00	0.08	1.57E-01	0.00E+00	1.0E+06	0.0E+00
0	0	1.47E-05	0.0E+00	1.05E-03	0.00E+00	0.08	1.57E-01	0.00E+00	1.0E+06	0.0E+00
0	0	1.47E-05	0.0E+00	1.05E-03	0.00E+00	0.08	1.57E-01	0.00E+00	1.0E+06	0.0E+00
0	0	1.47E-05	0.0E+00	1.05E-03	0.00E+00	0.08	1.57E-01	0.00E+00	1.0E+06	0.0E+00
0	0	1.47E-05	0.0E+00	1.05E-03	0.00E+00	0.08	1.57E-01	0.00E+00	1.0E+06	0.0E+00
0	0	1.47E-05	0.0E+00	1.05E-03	0.00E+00	0.08	1.57E-01	0.00E+00	1.0E+06	0.0E+00
0	0	1.47E-05	0.0E+00	1.05E-03	0.00E+00	0.08	1.57E-01	0.00E+00	1.0E+06	0.0E+00
0	0	1.47E-05	0.0E+00	1.05E-03	0.00E+00	0.08	1.57E-01	0.00E+00	1.0E+06	0.0E+00
0	0	1.47E-05	0.0E+00	1.05E-03	0.00E+00	0.08	1.57E-01	0.00E+00	1.0E+06	0.0E+00
0	0	1.47E-05	0.0E+00	1.05E-03	0.00E+00	0.08	1.57E-01	0.00E+00	1.0E+06	0.0E+00
0	0	1.47E-05	0.0E+00	1.05E-03	0.00E+00	0.08	1.57E-01	0.00E+00	1.0E+06	0.0E+00
0	0	1.47E-05	0.0E+00	1.05E-03	0.00E+00	0.08	1.57E-01	0.00E+00	1.0E+06	0.0E+00
0	0	1.47E-05	0.0E+00	1.05E-03	0.00E+00	0.08	1.57E-01	0.00E+00	1.0E+06	0.0E+00
0	0	1.47E-05	0.0E+00	1.05E-03	0.00E+00	0.08	1.57E-01	0.00E+00	1.0E+06	0.0E+00
0	0	1.47E-05	0.0E+00	1.05E-03	0.00E+00	0.08	1.57E-01	0.00E+00	1.0E+06	0.0E+00
0	0	1.47E-05	0.0E+00	1.05E-03	0.00E+00	0.08	1.57E-01	0.00E+00	1.0E+06	0.0E+00
0	0	1.47E-05	0.0E+00	1.05E-03	0.00E+00	0.08	1.57E-01	0.00E+00	1.0E+06	0.0E+00
0	0	1.47E-05	0.0E+00	1.05E-03	0.00E+00	0.08	1.57E-01	0.00E+00	1.0E+06	0.0E+00
0	0	1.47E-05	0.0E+00	1.05E-03	0.00E+00	0.08	1.57E-01	0.00E+00	1.0E+06	0.0E+00
0	0	1.47E-05	0.0E+00	1.05E-03	0.00E+00	0.08	1.57E-01	0.00E+00	1.0E+06	0.0E+00
0	0	1.47E-05	0.0E+00	1.05E-03	0.00E+00	0.08	1.57E-01	0.00E+00	1.0E+06	0.0E+00
0	0	1.47E-05	0.0E+00	1.05E-03	0.00E+00	0.08	1.57E-01	0.00E+00	1.0E+06	0.0E+00
0	0	1.47E-05	0.0E+00	1.05E-03	0.00E+00	0.08	1.57E-01	0.00E+00	1.0E+06	0.0E+00
0	0	1.47E-05	0.0E+00	1.05E-03	0.00E+00	0.08	1.57E-01	0.00E+00	1.0E+06	0.0E+00
0	0	1.47E-05	0.0E+00	1.05E-03	0.00E+00	0.08	1.57E-01	0.00E+00	1.0E+06	0.0E+00
0	0	1.47E-05	0.0E+00	1.05E-03	0.00E+00	0.08	1.57E-01	0.00E+00	1.0E+06	0.0E+00
0	0	1.47E-05	0.0E+00	1.05E-03	0.00E+00	0.08	1.57E-01	0.00E+00	1.0E+06	0.0E+00
0	0	1.47E-05	0.0E+00	1.05E-03	0.00E+00	0.08	1.57E-01	0.00E+00	1.0E+06	0.0E+00
0	0	1.47E-05	0.0E+00	1.05E-03	0.00E+00	0.08	1.57E-01	0.00E+00	1.0E+06	0.0E+00
0	0	1.47E-05	0.0E+00	1.05E-03	0.00E+00	0.08	1.57E-01	0.00E+00	1.0E+06	0.0E+00
0	0	1.47E-05	0.0E+00	1.05E-03	0.00E+00	0.08	1.57E-01	0.00E+00	1.0E+06	0.0E+00
0	0	1.47E-05	0.0E+00	1.05E-03	0.00E+00	0.08	1.57E-01	0.00E+00	1.0E+06	0.0E+00
0	0	1.47E-05	0.0E+00	1.05E-03	0.00E+00	0.08	1.57E-01	0.00E+00	1.0E+06	0.0E+00
0	0	1.47E-05	0.0E+00	1.05E-03	0.00E+00	0.08	1.57E-01	0.00E+00	1.0E+06	0.0E+00
0	0	1.47E-05	0.0E+00	1.05E-03	0.00E+00	0.08	1.57E-01	0.00E+00	1.0E+06	0.0E+00
0	0	1.47E-05	0.0E+00	1.05E-03	0.00E+00	0.08	1.57E-01	0.00E+00	1.0E+06	0.0E+00

Ventura Ranch

P2 (on) - Grading Haul or Vendor Risk

							Cancer Risk from Birth to 2 years			
Receptor #	Conc	g/sec	Cair	Dose Constant	Dose	ED	Risk Constant	Risk	Constant 2	Risk/ Million
0	0	1.47E-05	0.0E+00	1.05E-03	0.00E+00	0.08	1.57E-01	0.00E+00	1.0E+06	0.0E+00
0	0	1.47E-05	0.0E+00	1.05E-03	0.00E+00	0.08	1.57E-01	0.00E+00	1.0E+06	0.0E+00
0	0	1.47E-05	0.0E+00	1.05E-03	0.00E+00	0.08	1.57E-01	0.00E+00	1.0E+06	0.0E+00
0	0	1.47E-05	0.0E+00	1.05E-03	0.00E+00	0.08	1.57E-01	0.00E+00	1.0E+06	0.0E+00
0	0	1.47E-05	0.0E+00	1.05E-03	0.00E+00	0.08	1.57E-01	0.00E+00	1.0E+06	0.0E+00
0	0	1.47E-05	0.0E+00	1.05E-03	0.00E+00	0.08	1.57E-01	0.00E+00	1.0E+06	0.0E+00
0	0	1.47E-05	0.0E+00	1.05E-03	0.00E+00	0.08	1.57E-01	0.00E+00	1.0E+06	0.0E+00
0	0	1.47E-05	0.0E+00	1.05E-03	0.00E+00	0.08	1.57E-01	0.00E+00	1.0E+06	0.0E+00
0	0	1.47E-05	0.0E+00	1.05E-03	0.00E+00	0.08	1.57E-01	0.00E+00	1.0E+06	0.0E+00
0	0	1.47E-05	0.0E+00	1.05E-03	0.00E+00	0.08	1.57E-01	0.00E+00	1.0E+06	0.0E+00
0	0	1.47E-05	0.0E+00	1.05E-03	0.00E+00	0.08	1.57E-01	0.00E+00	1.0E+06	0.0E+00
0	0	1.47E-05	0.0E+00	1.05E-03	0.00E+00	0.08	1.57E-01	0.00E+00	1.0E+06	0.0E+00
0	0	1.47E-05	0.0E+00	1.05E-03	0.00E+00	0.08	1.57E-01	0.00E+00	1.0E+06	0.0E+00
0	0	1.47E-05	0.0E+00	1.05E-03	0.00E+00	0.08	1.57E-01	0.00E+00	1.0E+06	0.0E+00
0	0	1.47E-05	0.0E+00	1.05E-03	0.00E+00	0.08	1.57E-01	0.00E+00	1.0E+06	0.0E+00
0	0	1.47E-05	0.0E+00	1.05E-03	0.00E+00	0.08	1.57E-01	0.00E+00	1.0E+06	0.0E+00
0	0	1.47E-05	0.0E+00	1.05E-03	0.00E+00	0.08	1.57E-01	0.00E+00	1.0E+06	0.0E+00

Ventura Ranch

P2 (on) - Grading Haul or Vendor Risk

Max Cancer Risk Cancer Risk	
Receptor #	**Total Risk/ Million**
361	5.2E-04
362	4.2E-04
363	3.5E-04
364	3.0E-04
365	6.4E-04
366	5.1E-04
367	4.1E-04
368	3.5E-04
369	3.0E-04
370	2.7E-04
371	8.2E-04
372	6.3E-04
373	4.9E-04
374	4.1E-04
375	3.5E-04
376	1.1E-03
377	8.2E-04
378	6.1E-04
379	4.9E-04
380	4.1E-04
381	1.7E-03
382	1.2E-03
383	7.9E-04
384	6.0E-04
385	4.8E-04
386	3.0E-03
387	1.9E-03
388	1.1E-03
389	7.6E-04
390	5.7E-04
391	1.0E-03

Max	**Receptor #**	
0.004	400	Res

Chronic Non Cancer Risk	
REL	**HI Offroad**
5	8.01E-07
5	7.60E-07
5	7.28E-07
5	6.99E-07
5	6.71E-07
5	6.34E-07
5	5.95E-07
5	5.58E-07
5	5.15E-07
5	4.72E-07
5	4.32E-07
5	3.95E-07
5	3.59E-07
5	3.26E-07
5	3.02E-07
5	2.81E-07
5	2.38E-07
5	2.24E-07
5	1.98E-07
5	1.83E-07
5	1.66E-07
5	6.13E-07
5	5.73E-07
5	5.33E-07
5	4.93E-07
5	4.53E-07
5	4.10E-07
5	3.69E-07
5	3.38E-07
5	3.22E-07
5	2.69E-07

Max	**Receptor #**	
6.142E-05	453	Res

Ventura Ranch

P2 (on) - Grading Haul or Vendor Risk

Max Cancer Risk Cancer Risk		*Chronic Non Cancer Risk*	
Receptor #	Total Risk/ Million	REL	HI Offroad
392	1.3E-03	5	2.06E-07
393	1.8E-03	5	2.01E-07
394	1.1E-03	5	2.05E-07
395	1.6E-03	5	3.87E-07
396	2.2E-03	5	3.35E-07
397	2.6E-03	5	1.76E-06
398	1.5E-03	5	1.53E-06
399	2.1E-03	5	1.35E-06
400	4.0E-03	5	1.21E-06
401	2.6E-03	5	1.94E-06
402	1.7E-03	5	1.67E-06
403	1.2E-03	5	1.46E-06
404	3.1E-03	5	1.31E-06
405	3.3E-03	5	1.19E-06
406	2.3E-03	5	6.71E-07
407	1.7E-03	5	6.22E-07
408	1.3E-03	5	1.84E-06
409	9.8E-04	5	1.60E-06
410	7.6E-04	5	1.41E-06
411	6.0E-04	5	1.29E-06
412	2.9E-03	5	7.07E-07
413	2.1E-03	5	6.51E-07
414	1.6E-03	5	6.09E-07
415	1.3E-03	5	1.76E-06
416	1.0E-03	5	1.55E-06
417	8.1E-04	5	1.40E-06
418	6.6E-04	5	1.29E-06
419	5.4E-04	5	7.45E-07
420	4.5E-04	5	6.88E-07
421	2.7E-03	5	6.40E-07
422	2.0E-03	5	7.85E-07

Ventura Ranch

P2 (on) - Grading Haul or Vendor Risk

Max Cancer Risk Cancer Risk		*Chronic Non Cancer Risk*	
Receptor #	Total Risk/ Million	REL	HI Offroad
423	1.5E-03	5	7.26E-07
424	1.2E-03	5	6.68E-07
425	9.9E-04	5	7.64E-07
426	8.2E-04	5	2.97E-06
427	6.9E-04	5	2.44E-06
428	5.7E-04	5	3.76E-07
429	4.8E-04	5	3.08E-07
430	4.1E-04	5	2.68E-07
431	3.5E-04	5	2.44E-07
432	3.0E-04	5	3.46E-06
433	1.8E-03	5	2.80E-06
434	1.4E-03	5	4.69E-07
435	1.2E-03	5	3.99E-07
436	9.6E-04	5	3.30E-07
437	8.1E-04	5	2.87E-07
438	6.9E-04	5	2.69E-07
439	5.9E-04	5	4.14E-06
440	5.0E-04	5	3.27E-06
441	4.3E-04	5	4.73E-07
442	3.7E-04	5	4.24E-07
443	1.6E-03	5	3.91E-07
444	1.3E-03	5	3.80E-07
445	1.1E-03	5	3.28E-07
446	9.3E-04	5	5.10E-06
447	7.9E-04	5	3.79E-06
448	6.8E-04	5	4.66E-07
449	5.9E-04	5	4.57E-05
450	5.1E-04	5	3.36E-05
451	4.4E-04	5	5.34E-05
452	3.9E-04	5	3.28E-05
453	1.5E-03	5	6.14E-05

Ventura Ranch
P2 (on) - Grading Haul or Vendor Risk

Max Cancer Risk Cancer Risk		*Chronic Non Cancer Risk*	
Receptor #	Total Risk/ Million	REL	HI Offroad
454	1.3E-03	5	3.82E-05
455	1.0E-03	5	2.66E-05
456	8.9E-04	5	1.95E-05
457	7.7E-04	5	1.46E-05
458	6.6E-04	5	1.14E-05
459	5.8E-04	5	4.03E-05
460	5.1E-04	5	2.90E-05
461	4.5E-04	5	2.19E-05
462	4.0E-04	5	1.70E-05
463	6.4E-04	5	1.33E-05
464	5.7E-04	5	1.05E-05
465	5.0E-04	5	8.45E-06
466	4.5E-04	5	6.92E-06
467	4.0E-04	5	5.80E-06
0	0.0E+00	5	4.93E-06
0	0.0E+00	5	2.99E-05
0	0.0E+00	5	2.31E-05
0	0.0E+00	5	1.83E-05
0	0.0E+00	5	1.43E-05
0	0.0E+00	5	1.17E-05
0	0.0E+00	5	9.74E-06
0	0.0E+00	5	8.01E-06
0	0.0E+00	5	6.69E-06
0	0.0E+00	5	5.66E-06
0	0.0E+00	5	4.82E-06
0	0.0E+00	5	4.11E-06
0	0.0E+00	5	3.53E-06
0	0.0E+00	5	3.07E-06
0	0.0E+00	5	2.66E-06
0	0.0E+00	5	2.36E-05
0	0.0E+00	5	1.91E-05

Ventura Ranch
P2 (on) - Grading Haul or Vendor Risk

Max Cancer Risk Cancer Risk		*Chronic Non Cancer Risk*	
Receptor #	Total Risk/ Million	REL	HI Offroad
0	0.0E+00	5	1.55E-05
0	0.0E+00	5	1.22E-05
0	0.0E+00	5	1.03E-05
0	0.0E+00	5	8.82E-06
0	0.0E+00	5	7.11E-06
0	0.0E+00	5	6.11E-06
0	0.0E+00	5	5.36E-06
0	0.0E+00	5	4.62E-06
0	0.0E+00	5	4.03E-06
0	0.0E+00	5	3.56E-06
0	0.0E+00	5	3.12E-06
0	0.0E+00	5	2.73E-06
0	0.0E+00	5	2.41E-06
0	0.0E+00	5	2.10E-06
0	0.0E+00	5	1.94E-05
0	0.0E+00	5	1.62E-05
0	0.0E+00	5	1.34E-05
0	0.0E+00	5	1.06E-05
0	0.0E+00	5	9.26E-06
0	0.0E+00	5	7.96E-06
0	0.0E+00	5	6.47E-06
0	0.0E+00	5	5.68E-06
0	0.0E+00	5	5.03E-06
0	0.0E+00	5	4.31E-06
0	0.0E+00	5	3.81E-06
0	0.0E+00	5	3.44E-06
0	0.0E+00	5	3.03E-06
0	0.0E+00	5	2.66E-06
0	0.0E+00	5	2.42E-06
0	0.0E+00	5	2.14E-06
0	0.0E+00	5	1.65E-05

Ventura Ranch
P2 (on) - Grading Haul or Vendor Risk

Max Cancer Risk Cancer Risk		*Chronic Non Cancer Risk*	
Receptor #	Total Risk/ Million	REL	HI Offroad
0	0.0E+00	5	1.41E-05
0	0.0E+00	5	1.18E-05
0	0.0E+00	5	9.38E-06
0	0.0E+00	5	8.32E-06
0	0.0E+00	5	7.22E-06
0	0.0E+00	5	5.93E-06
0	0.0E+00	5	5.26E-06
0	0.0E+00	5	4.71E-06
0	0.0E+00	5	4.07E-06
0	0.0E+00	5	3.62E-06
0	0.0E+00	5	3.30E-06
0	0.0E+00	5	2.92E-06
0	0.0E+00	5	2.57E-06
0	0.0E+00	5	2.36E-06
0	0.0E+00	5	2.11E-06
0	0.0E+00	5	1.43E-05
0	0.0E+00	5	1.24E-05
0	0.0E+00	5	1.05E-05
0	0.0E+00	5	8.40E-06
0	0.0E+00	5	7.49E-06
0	0.0E+00	5	6.58E-06
0	0.0E+00	5	5.47E-06
0	0.0E+00	5	4.87E-06
0	0.0E+00	5	4.38E-06
0	0.0E+00	5	3.81E-06
0	0.0E+00	5	3.40E-06
0	0.0E+00	5	3.12E-06
0	0.0E+00	5	2.79E-06
0	0.0E+00	5	2.45E-06
0	0.0E+00	5	2.26E-06
0	0.0E+00	5	2.04E-06

Ventura Ranch

P2 (on) - Grading Haul or Vendor Risk

Max Cancer Risk Cancer Risk	
Receptor #	**Total Risk/ Million**
0	0.0E+00
0	0.0E+00
0	0.0E+00
0	0.0E+00
0	0.0E+00
0	0.0E+00
0	0.0E+00
0	0.0E+00
0	0.0E+00
0	0.0E+00
0	0.0E+00
0	0.0E+00
0	0.0E+00
0	0.0E+00
0	0.0E+00
0	0.0E+00

Chronic Non Cancer Risk	
REL	**HI Offroad**
5	1.28E-05
5	1.11E-05
5	9.45E-06
5	7.58E-06
5	6.78E-06
5	6.02E-06
5	5.02E-06
5	4.49E-06
5	4.07E-06
5	3.58E-06
5	3.20E-06
5	2.96E-06
5	2.66E-06
5	2.32E-06
5	2.17E-06

Ventura Ranch

P2 (on) - Building Construction

		Cancer Risk from Birth to 2 years								
Receptor #	Conc	g/sec	Cair	Dose Constant	Dose	ED	Risk Constant	Risk	Constant 2	Risk/ Million
361	4.66558	3.78E-03	1.8E-02	1.05E-03	1.84E-05	0.84	1.57E-01	2.42E-06	1.0E+06	2.4E+00
362	6.22956	3.78E-03	2.4E-02	1.05E-03	2.46E-05	0.84	1.57E-01	3.23E-06	1.0E+06	3.2E+00
363	8.60839	3.78E-03	3.3E-02	1.05E-03	3.40E-05	0.84	1.57E-01	4.47E-06	1.0E+06	4.5E+00
364	12.12776	3.78E-03	4.6E-02	1.05E-03	4.79E-05	0.84	1.57E-01	6.29E-06	1.0E+06	6.3E+00
365	4.6169	3.78E-03	1.7E-02	1.05E-03	1.82E-05	0.84	1.57E-01	2.40E-06	1.0E+06	2.4E+00
366	6.15579	3.78E-03	2.3E-02	1.05E-03	2.43E-05	0.84	1.57E-01	3.19E-06	1.0E+06	3.2E+00
367	8.59894	3.78E-03	3.3E-02	1.05E-03	3.40E-05	0.84	1.57E-01	4.46E-06	1.0E+06	4.5E+00
368	12.47433	3.78E-03	4.7E-02	1.05E-03	4.93E-05	0.84	1.57E-01	6.47E-06	1.0E+06	6.5E+00
369	18.40655	3.78E-03	7.0E-02	1.05E-03	7.27E-05	0.84	1.57E-01	9.55E-06	1.0E+06	9.5E+00
370	26.72741	3.78E-03	1.0E-01	1.05E-03	1.06E-04	0.84	1.57E-01	1.39E-05	1.0E+06	1.4E+01
371	4.60048	3.78E-03	1.7E-02	1.05E-03	1.82E-05	0.84	1.57E-01	2.39E-06	1.0E+06	2.4E+00
372	6.0943	3.78E-03	2.3E-02	1.05E-03	2.41E-05	0.84	1.57E-01	3.16E-06	1.0E+06	3.2E+00
373	8.54813	3.78E-03	3.2E-02	1.05E-03	3.38E-05	0.84	1.57E-01	4.43E-06	1.0E+06	4.4E+00
374	12.70012	3.78E-03	4.8E-02	1.05E-03	5.02E-05	0.84	1.57E-01	6.59E-06	1.0E+06	6.6E+00
375	19.6317	3.78E-03	7.4E-02	1.05E-03	7.76E-05	0.84	1.57E-01	1.02E-05	1.0E+06	1.0E+01
376	4.57694	3.78E-03	1.7E-02	1.05E-03	1.81E-05	0.84	1.57E-01	2.37E-06	1.0E+06	2.4E+00
377	6.0021	3.78E-03	2.3E-02	1.05E-03	2.37E-05	0.84	1.57E-01	3.11E-06	1.0E+06	3.1E+00
378	8.37907	3.78E-03	3.2E-02	1.05E-03	3.31E-05	0.84	1.57E-01	4.35E-06	1.0E+06	4.3E+00
379	12.61191	3.78E-03	4.8E-02	1.05E-03	4.98E-05	0.84	1.57E-01	6.54E-06	1.0E+06	6.5E+00
380	20.37235	3.78E-03	7.7E-02	1.05E-03	8.05E-05	0.84	1.57E-01	1.06E-05	1.0E+06	1.1E+01
381	4.50197	3.78E-03	1.7E-02	1.05E-03	1.78E-05	0.84	1.57E-01	2.34E-06	1.0E+06	2.3E+00
382	5.81895	3.78E-03	2.2E-02	1.05E-03	2.30E-05	0.84	1.57E-01	3.02E-06	1.0E+06	3.0E+00
383	7.99078	3.78E-03	3.0E-02	1.05E-03	3.16E-05	0.84	1.57E-01	4.15E-06	1.0E+06	4.1E+00
384	11.97723	3.78E-03	4.5E-02	1.05E-03	4.73E-05	0.84	1.57E-01	6.21E-06	1.0E+06	6.2E+00
385	19.90039	3.78E-03	7.5E-02	1.05E-03	7.86E-05	0.84	1.57E-01	1.03E-05	1.0E+06	1.0E+01
386	4.3147	3.78E-03	1.6E-02	1.05E-03	1.70E-05	0.84	1.57E-01	2.24E-06	1.0E+06	2.2E+00
387	5.50209	3.78E-03	2.1E-02	1.05E-03	2.17E-05	0.84	1.57E-01	2.85E-06	1.0E+06	2.9E+00
388	7.3737	3.78E-03	2.8E-02	1.05E-03	2.91E-05	0.84	1.57E-01	3.83E-06	1.0E+06	3.8E+00
389	10.77083	3.78E-03	4.1E-02	1.05E-03	4.26E-05	0.84	1.57E-01	5.59E-06	1.0E+06	5.6E+00
390	17.80917	3.78E-03	6.7E-02	1.05E-03	7.04E-05	0.84	1.57E-01	9.24E-06	1.0E+06	9.2E+00
391	3.97113	3.78E-03	1.5E-02	1.05E-03	1.57E-05	0.84	1.57E-01	2.06E-06	1.0E+06	2.1E+00

Ventura Ranch

P2 (on) - Building Construction

		Cancer Risk from Birth to 2 years								
Receptor #	Conc	g/sec	Cair	Dose Constant	Dose	ED	Risk Constant	Risk	Constant 2	Risk/ Million
392	5.00047	3.78E-03	1.9E-02	1.05E-03	1.98E-05	0.84	1.57E-01	2.59E-06	1.0E+06	2.6E+00
393	6.56057	3.78E-03	2.5E-02	1.05E-03	2.59E-05	0.84	1.57E-01	3.40E-06	1.0E+06	3.4E+00
394	9.19186	3.78E-03	3.5E-02	1.05E-03	3.63E-05	0.84	1.57E-01	4.77E-06	1.0E+06	4.8E+00
395	3.49958	3.78E-03	1.3E-02	1.05E-03	1.38E-05	0.84	1.57E-01	1.82E-06	1.0E+06	1.8E+00
396	4.3179	3.78E-03	1.6E-02	1.05E-03	1.71E-05	0.84	1.57E-01	2.24E-06	1.0E+06	2.2E+00
397	5.49629	3.78E-03	2.1E-02	1.05E-03	2.17E-05	0.84	1.57E-01	2.85E-06	1.0E+06	2.9E+00
398	7.34702	3.78E-03	2.8E-02	1.05E-03	2.90E-05	0.84	1.57E-01	3.81E-06	1.0E+06	3.8E+00
399	2.97209	3.78E-03	1.1E-02	1.05E-03	1.17E-05	0.84	1.57E-01	1.54E-06	1.0E+06	1.5E+00
400	3.57207	3.78E-03	1.4E-02	1.05E-03	1.41E-05	0.84	1.57E-01	1.85E-06	1.0E+06	1.9E+00
401	4.37809	3.78E-03	1.7E-02	1.05E-03	1.73E-05	0.84	1.57E-01	2.27E-06	1.0E+06	2.3E+00
402	5.53562	3.78E-03	2.1E-02	1.05E-03	2.19E-05	0.84	1.57E-01	2.87E-06	1.0E+06	2.9E+00
403	7.32299	3.78E-03	2.8E-02	1.05E-03	2.89E-05	0.84	1.57E-01	3.80E-06	1.0E+06	3.8E+00
404	2.479	3.78E-03	9.4E-03	1.05E-03	9.79E-06	0.84	1.57E-01	1.29E-06	1.0E+06	1.3E+00
405	2.90477	3.78E-03	1.1E-02	1.05E-03	1.15E-05	0.84	1.57E-01	1.51E-06	1.0E+06	1.5E+00
406	3.45289	3.78E-03	1.3E-02	1.05E-03	1.36E-05	0.84	1.57E-01	1.79E-06	1.0E+06	1.8E+00
407	4.20479	3.78E-03	1.6E-02	1.05E-03	1.66E-05	0.84	1.57E-01	2.18E-06	1.0E+06	2.2E+00
408	5.33225	3.78E-03	2.0E-02	1.05E-03	2.11E-05	0.84	1.57E-01	2.77E-06	1.0E+06	2.8E+00
409	7.22251	3.78E-03	2.7E-02	1.05E-03	2.85E-05	0.84	1.57E-01	3.75E-06	1.0E+06	3.7E+00
410	10.54011	3.78E-03	4.0E-02	1.05E-03	4.16E-05	0.84	1.57E-01	5.47E-06	1.0E+06	5.5E+00
411	15.88154	3.78E-03	6.0E-02	1.05E-03	6.27E-05	0.84	1.57E-01	8.24E-06	1.0E+06	8.2E+00
412	2.36673	3.78E-03	8.9E-03	1.05E-03	9.35E-06	0.84	1.57E-01	1.23E-06	1.0E+06	1.2E+00
413	2.75494	3.78E-03	1.0E-02	1.05E-03	1.09E-05	0.84	1.57E-01	1.43E-06	1.0E+06	1.4E+00
414	3.28026	3.78E-03	1.2E-02	1.05E-03	1.30E-05	0.84	1.57E-01	1.70E-06	1.0E+06	1.7E+00
415	4.04141	3.78E-03	1.5E-02	1.05E-03	1.60E-05	0.84	1.57E-01	2.10E-06	1.0E+06	2.1E+00
416	5.21988	3.78E-03	2.0E-02	1.05E-03	2.06E-05	0.84	1.57E-01	2.71E-06	1.0E+06	2.7E+00
417	7.0736	3.78E-03	2.7E-02	1.05E-03	2.79E-05	0.84	1.57E-01	3.67E-06	1.0E+06	3.7E+00
418	9.89637	3.78E-03	3.7E-02	1.05E-03	3.91E-05	0.84	1.57E-01	5.13E-06	1.0E+06	5.1E+00
419	13.9247	3.78E-03	5.3E-02	1.05E-03	5.50E-05	0.84	1.57E-01	7.22E-06	1.0E+06	7.2E+00
420	19.3698	3.78E-03	7.3E-02	1.05E-03	7.65E-05	0.84	1.57E-01	1.00E-05	1.0E+06	1.0E+01
421	1.93628	3.78E-03	7.3E-03	1.05E-03	7.65E-06	0.84	1.57E-01	1.00E-06	1.0E+06	1.0E+00
422	2.23865	3.78E-03	8.5E-03	1.05E-03	8.84E-06	0.84	1.57E-01	1.16E-06	1.0E+06	1.2E+00

Ventura Ranch

P2 (on) - Building Construction

		Cancer Risk from Birth to 2 years								
Receptor #	Conc	g/sec	Cair	Dose Constant	Dose	ED	Risk Constant	Risk	Constant 2	Risk/ Million
423	2.62797	3.78E-03	9.9E-03	1.05E-03	1.04E-05	0.84	1.57E-01	1.36E-06	1.0E+06	1.4E+00
424	3.17335	3.78E-03	1.2E-02	1.05E-03	1.25E-05	0.84	1.57E-01	1.65E-06	1.0E+06	1.6E+00
425	3.96625	3.78E-03	1.5E-02	1.05E-03	1.57E-05	0.84	1.57E-01	2.06E-06	1.0E+06	2.1E+00
426	5.12861	3.78E-03	1.9E-02	1.05E-03	2.03E-05	0.84	1.57E-01	2.66E-06	1.0E+06	2.7E+00
427	6.82616	3.78E-03	2.6E-02	1.05E-03	2.70E-05	0.84	1.57E-01	3.54E-06	1.0E+06	3.5E+00
428	9.26871	3.78E-03	3.5E-02	1.05E-03	3.66E-05	0.84	1.57E-01	4.81E-06	1.0E+06	4.8E+00
429	12.78807	3.78E-03	4.8E-02	1.05E-03	5.05E-05	0.84	1.57E-01	6.63E-06	1.0E+06	6.6E+00
430	17.97324	3.78E-03	6.8E-02	1.05E-03	7.10E-05	0.84	1.57E-01	9.32E-06	1.0E+06	9.3E+00
431	25.57129	3.78E-03	9.7E-02	1.05E-03	1.01E-04	0.84	1.57E-01	1.33E-05	1.0E+06	1.3E+01
432	34.94613	3.78E-03	1.3E-01	1.05E-03	1.38E-04	0.84	1.57E-01	1.81E-05	1.0E+06	1.8E+01
433	1.85251	3.78E-03	7.0E-03	1.05E-03	7.32E-06	0.84	1.57E-01	9.61E-07	1.0E+06	9.6E-01
434	2.15585	3.78E-03	8.1E-03	1.05E-03	8.52E-06	0.84	1.57E-01	1.12E-06	1.0E+06	1.1E+00
435	2.56668	3.78E-03	9.7E-03	1.05E-03	1.01E-05	0.84	1.57E-01	1.33E-06	1.0E+06	1.3E+00
436	3.1375	3.78E-03	1.2E-02	1.05E-03	1.24E-05	0.84	1.57E-01	1.63E-06	1.0E+06	1.6E+00
437	3.93814	3.78E-03	1.5E-02	1.05E-03	1.56E-05	0.84	1.57E-01	2.04E-06	1.0E+06	2.0E+00
438	5.07164	3.78E-03	1.9E-02	1.05E-03	2.00E-05	0.84	1.57E-01	2.63E-06	1.0E+06	2.6E+00
439	6.70814	3.78E-03	2.5E-02	1.05E-03	2.65E-05	0.84	1.57E-01	3.48E-06	1.0E+06	3.5E+00
440	9.18435	3.78E-03	3.5E-02	1.05E-03	3.63E-05	0.84	1.57E-01	4.76E-06	1.0E+06	4.8E+00
441	13.20633	3.78E-03	5.0E-02	1.05E-03	5.22E-05	0.84	1.57E-01	6.85E-06	1.0E+06	6.9E+00
442	19.85181	3.78E-03	7.5E-02	1.05E-03	7.84E-05	0.84	1.57E-01	1.03E-05	1.0E+06	1.0E+01
443	1.55716	3.78E-03	5.9E-03	1.05E-03	6.15E-06	0.84	1.57E-01	8.08E-07	1.0E+06	8.1E-01
444	1.80133	3.78E-03	6.8E-03	1.05E-03	7.12E-06	0.84	1.57E-01	9.35E-07	1.0E+06	9.3E-01
445	2.12347	3.78E-03	8.0E-03	1.05E-03	8.39E-06	0.84	1.57E-01	1.10E-06	1.0E+06	1.1E+00
446	2.55761	3.78E-03	9.7E-03	1.05E-03	1.01E-05	0.84	1.57E-01	1.33E-06	1.0E+06	1.3E+00
447	3.15084	3.78E-03	1.2E-02	1.05E-03	1.24E-05	0.84	1.57E-01	1.63E-06	1.0E+06	1.6E+00
448	3.97199	3.78E-03	1.5E-02	1.05E-03	1.57E-05	0.84	1.57E-01	2.06E-06	1.0E+06	2.1E+00
449	5.14831	3.78E-03	1.9E-02	1.05E-03	2.03E-05	0.84	1.57E-01	2.67E-06	1.0E+06	2.7E+00
450	6.97333	3.78E-03	2.6E-02	1.05E-03	2.76E-05	0.84	1.57E-01	3.62E-06	1.0E+06	3.6E+00
451	10.23659	3.78E-03	3.9E-02	1.05E-03	4.04E-05	0.84	1.57E-01	5.31E-06	1.0E+06	5.3E+00
452	16.45322	3.78E-03	6.2E-02	1.05E-03	6.50E-05	0.84	1.57E-01	8.54E-06	1.0E+06	8.5E+00
453	1.31379	3.78E-03	5.0E-03	1.05E-03	5.19E-06	0.84	1.57E-01	6.82E-07	1.0E+06	6.8E-01

Ventura Ranch

P2 (on) - Building Construction

							Cancer Risk from Birth to 2 years			
Receptor #	Conc	g/sec	Cair	Dose Constant	Dose	ED	Risk Constant	Risk	Constant 2	Risk/ Million
454	1.51429	3.78E-03	5.7E-03	1.05E-03	5.98E-06	0.84	1.57E-01	7.86E-07	1.0E+06	7.9E-01
455	1.77616	3.78E-03	6.7E-03	1.05E-03	7.02E-06	0.84	1.57E-01	9.21E-07	1.0E+06	9.2E-01
456	2.11855	3.78E-03	8.0E-03	1.05E-03	8.37E-06	0.84	1.57E-01	1.10E-06	1.0E+06	1.1E+00
457	2.57537	3.78E-03	9.7E-03	1.05E-03	1.02E-05	0.84	1.57E-01	1.34E-06	1.0E+06	1.3E+00
458	3.1995	3.78E-03	1.2E-02	1.05E-03	1.26E-05	0.84	1.57E-01	1.66E-06	1.0E+06	1.7E+00
459	4.08416	3.78E-03	1.5E-02	1.05E-03	1.61E-05	0.84	1.57E-01	2.12E-06	1.0E+06	2.1E+00
460	5.4409	3.78E-03	2.1E-02	1.05E-03	2.15E-05	0.84	1.57E-01	2.82E-06	1.0E+06	2.8E+00
461	7.89638	3.78E-03	3.0E-02	1.05E-03	3.12E-05	0.84	1.57E-01	4.10E-06	1.0E+06	4.1E+00
462	13.02531	3.78E-03	4.9E-02	1.05E-03	5.15E-05	0.84	1.57E-01	6.76E-06	1.0E+06	6.8E+00
463	2.58071	3.78E-03	9.8E-03	1.05E-03	1.02E-05	0.84	1.57E-01	1.34E-06	1.0E+06	1.3E+00
464	3.23487	3.78E-03	1.2E-02	1.05E-03	1.28E-05	0.84	1.57E-01	1.68E-06	1.0E+06	1.7E+00
465	4.21099	3.78E-03	1.6E-02	1.05E-03	1.66E-05	0.84	1.57E-01	2.18E-06	1.0E+06	2.2E+00
466	5.86401	3.78E-03	2.2E-02	1.05E-03	2.32E-05	0.84	1.57E-01	3.04E-06	1.0E+06	3.0E+00
467	8.5209	3.78E-03	3.2E-02	1.05E-03	3.37E-05	0.84	1.57E-01	4.42E-06	1.0E+06	4.4E+00
0	0	3.78E-03	0.0E+00	1.05E-03	0.00E+00	0.84	1.57E-01	0.00E+00	1.0E+06	0.0E+00
0	0	3.78E-03	0.0E+00	1.05E-03	0.00E+00	0.84	1.57E-01	0.00E+00	1.0E+06	0.0E+00
0	0	3.78E-03	0.0E+00	1.05E-03	0.00E+00	0.84	1.57E-01	0.00E+00	1.0E+06	0.0E+00
0	0	3.78E-03	0.0E+00	1.05E-03	0.00E+00	0.84	1.57E-01	0.00E+00	1.0E+06	0.0E+00
0	0	3.78E-03	0.0E+00	1.05E-03	0.00E+00	0.84	1.57E-01	0.00E+00	1.0E+06	0.0E+00
0	0	3.78E-03	0.0E+00	1.05E-03	0.00E+00	0.84	1.57E-01	0.00E+00	1.0E+06	0.0E+00
0	0	3.78E-03	0.0E+00	1.05E-03	0.00E+00	0.84	1.57E-01	0.00E+00	1.0E+06	0.0E+00
0	0	3.78E-03	0.0E+00	1.05E-03	0.00E+00	0.84	1.57E-01	0.00E+00	1.0E+06	0.0E+00
0	0	3.78E-03	0.0E+00	1.05E-03	0.00E+00	0.84	1.57E-01	0.00E+00	1.0E+06	0.0E+00
0	0	3.78E-03	0.0E+00	1.05E-03	0.00E+00	0.84	1.57E-01	0.00E+00	1.0E+06	0.0E+00
0	0	3.78E-03	0.0E+00	1.05E-03	0.00E+00	0.84	1.57E-01	0.00E+00	1.0E+06	0.0E+00
0	0	3.78E-03	0.0E+00	1.05E-03	0.00E+00	0.84	1.57E-01	0.00E+00	1.0E+06	0.0E+00
0	0	3.78E-03	0.0E+00	1.05E-03	0.00E+00	0.84	1.57E-01	0.00E+00	1.0E+06	0.0E+00
0	0	3.78E-03	0.0E+00	1.05E-03	0.00E+00	0.84	1.57E-01	0.00E+00	1.0E+06	0.0E+00
0	0	3.78E-03	0.0E+00	1.05E-03	0.00E+00	0.84	1.57E-01	0.00E+00	1.0E+06	0.0E+00
0	0	3.78E-03	0.0E+00	1.05E-03	0.00E+00	0.84	1.57E-01	0.00E+00	1.0E+06	0.0E+00
0	0	3.78E-03	0.0E+00	1.05E-03	0.00E+00	0.84	1.57E-01	0.00E+00	1.0E+06	0.0E+00
0	0	3.78E-03	0.0E+00	1.05E-03	0.00E+00	0.84	1.57E-01	0.00E+00	1.0E+06	0.0E+00

Ventura Ranch

P2 (on) - Building Construction

		Cancer Risk from Birth to 2 years								
Receptor #	Conc	g/sec	Cair	Dose Constant	Dose	ED	Risk Constant	Risk	Constant 2	Risk/ Million
0	0	3.78E-03	0.0E+00	1.05E-03	0.00E+00	0.84	1.57E-01	0.00E+00	1.0E+06	0.0E+00
0	0	3.78E-03	0.0E+00	1.05E-03	0.00E+00	0.84	1.57E-01	0.00E+00	1.0E+06	0.0E+00
0	0	3.78E-03	0.0E+00	1.05E-03	0.00E+00	0.84	1.57E-01	0.00E+00	1.0E+06	0.0E+00
0	0	3.78E-03	0.0E+00	1.05E-03	0.00E+00	0.84	1.57E-01	0.00E+00	1.0E+06	0.0E+00
0	0	3.78E-03	0.0E+00	1.05E-03	0.00E+00	0.84	1.57E-01	0.00E+00	1.0E+06	0.0E+00
0	0	3.78E-03	0.0E+00	1.05E-03	0.00E+00	0.84	1.57E-01	0.00E+00	1.0E+06	0.0E+00
0	0	3.78E-03	0.0E+00	1.05E-03	0.00E+00	0.84	1.57E-01	0.00E+00	1.0E+06	0.0E+00
0	0	3.78E-03	0.0E+00	1.05E-03	0.00E+00	0.84	1.57E-01	0.00E+00	1.0E+06	0.0E+00
0	0	3.78E-03	0.0E+00	1.05E-03	0.00E+00	0.84	1.57E-01	0.00E+00	1.0E+06	0.0E+00
0	0	3.78E-03	0.0E+00	1.05E-03	0.00E+00	0.84	1.57E-01	0.00E+00	1.0E+06	0.0E+00
0	0	3.78E-03	0.0E+00	1.05E-03	0.00E+00	0.84	1.57E-01	0.00E+00	1.0E+06	0.0E+00
0	0	3.78E-03	0.0E+00	1.05E-03	0.00E+00	0.84	1.57E-01	0.00E+00	1.0E+06	0.0E+00
0	0	3.78E-03	0.0E+00	1.05E-03	0.00E+00	0.84	1.57E-01	0.00E+00	1.0E+06	0.0E+00
0	0	3.78E-03	0.0E+00	1.05E-03	0.00E+00	0.84	1.57E-01	0.00E+00	1.0E+06	0.0E+00
0	0	3.78E-03	0.0E+00	1.05E-03	0.00E+00	0.84	1.57E-01	0.00E+00	1.0E+06	0.0E+00
0	0	3.78E-03	0.0E+00	1.05E-03	0.00E+00	0.84	1.57E-01	0.00E+00	1.0E+06	0.0E+00
0	0	3.78E-03	0.0E+00	1.05E-03	0.00E+00	0.84	1.57E-01	0.00E+00	1.0E+06	0.0E+00
0	0	3.78E-03	0.0E+00	1.05E-03	0.00E+00	0.84	1.57E-01	0.00E+00	1.0E+06	0.0E+00
0	0	3.78E-03	0.0E+00	1.05E-03	0.00E+00	0.84	1.57E-01	0.00E+00	1.0E+06	0.0E+00
0	0	3.78E-03	0.0E+00	1.05E-03	0.00E+00	0.84	1.57E-01	0.00E+00	1.0E+06	0.0E+00
0	0	3.78E-03	0.0E+00	1.05E-03	0.00E+00	0.84	1.57E-01	0.00E+00	1.0E+06	0.0E+00
0	0	3.78E-03	0.0E+00	1.05E-03	0.00E+00	0.84	1.57E-01	0.00E+00	1.0E+06	0.0E+00
0	0	3.78E-03	0.0E+00	1.05E-03	0.00E+00	0.84	1.57E-01	0.00E+00	1.0E+06	0.0E+00
0	0	3.78E-03	0.0E+00	1.05E-03	0.00E+00	0.84	1.57E-01	0.00E+00	1.0E+06	0.0E+00
0	0	3.78E-03	0.0E+00	1.05E-03	0.00E+00	0.84	1.57E-01	0.00E+00	1.0E+06	0.0E+00
0	0	3.78E-03	0.0E+00	1.05E-03	0.00E+00	0.84	1.57E-01	0.00E+00	1.0E+06	0.0E+00
0	0	3.78E-03	0.0E+00	1.05E-03	0.00E+00	0.84	1.57E-01	0.00E+00	1.0E+06	0.0E+00
0	0	3.78E-03	0.0E+00	1.05E-03	0.00E+00	0.84	1.57E-01	0.00E+00	1.0E+06	0.0E+00
0	0	3.78E-03	0.0E+00	1.05E-03	0.00E+00	0.84	1.57E-01	0.00E+00	1.0E+06	0.0E+00
0	0	3.78E-03	0.0E+00	1.05E-03	0.00E+00	0.84	1.57E-01	0.00E+00	1.0E+06	0.0E+00
0	0	3.78E-03	0.0E+00	1.05E-03	0.00E+00	0.84	1.57E-01	0.00E+00	1.0E+06	0.0E+00
0	0	3.78E-03	0.0E+00	1.05E-03	0.00E+00	0.84	1.57E-01	0.00E+00	1.0E+06	0.0E+00
0	0	3.78E-03	0.0E+00	1.05E-03	0.00E+00	0.84	1.57E-01	0.00E+00	1.0E+06	0.0E+00
0	0	3.78E-03	0.0E+00	1.05E-03	0.00E+00	0.84	1.57E-01	0.00E+00	1.0E+06	0.0E+00
0	0	3.78E-03	0.0E+00	1.05E-03	0.00E+00	0.84	1.57E-01	0.00E+00	1.0E+06	0.0E+00
0	0	3.78E-03	0.0E+00	1.05E-03	0.00E+00	0.84	1.57E-01	0.00E+00	1.0E+06	0.0E+00
0	0	3.78E-03	0.0E+00	1.05E-03	0.00E+00	0.84	1.57E-01	0.00E+00	1.0E+06	0.0E+00
0	0	3.78E-03	0.0E+00	1.05E-03	0.00E+00	0.84	1.57E-01	0.00E+00	1.0E+06	0.0E+00

Ventura Ranch

P2 (on) - Building Construction

		Cancer Risk from Birth to 2 years								
Receptor #	Conc	g/sec	Cair	Dose Constant	Dose	ED	Risk Constant	Risk	Constant 2	Risk/ Million
0	0	3.78E-03	0.0E+00	1.05E-03	0.00E+00	0.84	1.57E-01	0.00E+00	1.0E+06	0.0E+00
0	0	3.78E-03	0.0E+00	1.05E-03	0.00E+00	0.84	1.57E-01	0.00E+00	1.0E+06	0.0E+00
0	0	3.78E-03	0.0E+00	1.05E-03	0.00E+00	0.84	1.57E-01	0.00E+00	1.0E+06	0.0E+00
0	0	3.78E-03	0.0E+00	1.05E-03	0.00E+00	0.84	1.57E-01	0.00E+00	1.0E+06	0.0E+00
0	0	3.78E-03	0.0E+00	1.05E-03	0.00E+00	0.84	1.57E-01	0.00E+00	1.0E+06	0.0E+00
0	0	3.78E-03	0.0E+00	1.05E-03	0.00E+00	0.84	1.57E-01	0.00E+00	1.0E+06	0.0E+00
0	0	3.78E-03	0.0E+00	1.05E-03	0.00E+00	0.84	1.57E-01	0.00E+00	1.0E+06	0.0E+00
0	0	3.78E-03	0.0E+00	1.05E-03	0.00E+00	0.84	1.57E-01	0.00E+00	1.0E+06	0.0E+00
0	0	3.78E-03	0.0E+00	1.05E-03	0.00E+00	0.84	1.57E-01	0.00E+00	1.0E+06	0.0E+00
0	0	3.78E-03	0.0E+00	1.05E-03	0.00E+00	0.84	1.57E-01	0.00E+00	1.0E+06	0.0E+00
0	0	3.78E-03	0.0E+00	1.05E-03	0.00E+00	0.84	1.57E-01	0.00E+00	1.0E+06	0.0E+00
0	0	3.78E-03	0.0E+00	1.05E-03	0.00E+00	0.84	1.57E-01	0.00E+00	1.0E+06	0.0E+00
0	0	3.78E-03	0.0E+00	1.05E-03	0.00E+00	0.84	1.57E-01	0.00E+00	1.0E+06	0.0E+00
0	0	3.78E-03	0.0E+00	1.05E-03	0.00E+00	0.84	1.57E-01	0.00E+00	1.0E+06	0.0E+00
0	0	3.78E-03	0.0E+00	1.05E-03	0.00E+00	0.84	1.57E-01	0.00E+00	1.0E+06	0.0E+00
0	0	3.78E-03	0.0E+00	1.05E-03	0.00E+00	0.84	1.57E-01	0.00E+00	1.0E+06	0.0E+00
0	0	3.78E-03	0.0E+00	1.05E-03	0.00E+00	0.84	1.57E-01	0.00E+00	1.0E+06	0.0E+00
0	0	3.78E-03	0.0E+00	1.05E-03	0.00E+00	0.84	1.57E-01	0.00E+00	1.0E+06	0.0E+00
0	0	3.78E-03	0.0E+00	1.05E-03	0.00E+00	0.84	1.57E-01	0.00E+00	1.0E+06	0.0E+00
0	0	3.78E-03	0.0E+00	1.05E-03	0.00E+00	0.84	1.57E-01	0.00E+00	1.0E+06	0.0E+00
0	0	3.78E-03	0.0E+00	1.05E-03	0.00E+00	0.84	1.57E-01	0.00E+00	1.0E+06	0.0E+00
0	0	3.78E-03	0.0E+00	1.05E-03	0.00E+00	0.84	1.57E-01	0.00E+00	1.0E+06	0.0E+00
0	0	3.78E-03	0.0E+00	1.05E-03	0.00E+00	0.84	1.57E-01	0.00E+00	1.0E+06	0.0E+00
0	0	3.78E-03	0.0E+00	1.05E-03	0.00E+00	0.84	1.57E-01	0.00E+00	1.0E+06	0.0E+00
0	0	3.78E-03	0.0E+00	1.05E-03	0.00E+00	0.84	1.57E-01	0.00E+00	1.0E+06	0.0E+00
0	0	3.78E-03	0.0E+00	1.05E-03	0.00E+00	0.84	1.57E-01	0.00E+00	1.0E+06	0.0E+00
0	0	3.78E-03	0.0E+00	1.05E-03	0.00E+00	0.84	1.57E-01	0.00E+00	1.0E+06	0.0E+00
0	0	3.78E-03	0.0E+00	1.05E-03	0.00E+00	0.84	1.57E-01	0.00E+00	1.0E+06	0.0E+00
0	0	3.78E-03	0.0E+00	1.05E-03	0.00E+00	0.84	1.57E-01	0.00E+00	1.0E+06	0.0E+00
0	0	3.78E-03	0.0E+00	1.05E-03	0.00E+00	0.84	1.57E-01	0.00E+00	1.0E+06	0.0E+00
0	0	3.78E-03	0.0E+00	1.05E-03	0.00E+00	0.84	1.57E-01	0.00E+00	1.0E+06	0.0E+00
0	0	3.78E-03	0.0E+00	1.05E-03	0.00E+00	0.84	1.57E-01	0.00E+00	1.0E+06	0.0E+00
0	0	3.78E-03	0.0E+00	1.05E-03	0.00E+00	0.84	1.57E-01	0.00E+00	1.0E+06	0.0E+00
0	0	3.78E-03	0.0E+00	1.05E-03	0.00E+00	0.84	1.57E-01	0.00E+00	1.0E+06	0.0E+00
0	0	3.78E-03	0.0E+00	1.05E-03	0.00E+00	0.84	1.57E-01	0.00E+00	1.0E+06	0.0E+00
0	0	3.78E-03	0.0E+00	1.05E-03	0.00E+00	0.84	1.57E-01	0.00E+00	1.0E+06	0.0E+00
0	0	3.78E-03	0.0E+00	1.05E-03	0.00E+00	0.84	1.57E-01	0.00E+00	1.0E+06	0.0E+00
0	0	3.78E-03	0.0E+00	1.05E-03	0.00E+00	0.84	1.57E-01	0.00E+00	1.0E+06	0.0E+00

Ventura Ranch

P2 (on) - Building Construction

		Cancer Risk from Birth to 2 years								
Receptor #	Conc	g/sec	Cair	Dose Constant	Dose	ED	Risk Constant	Risk	Constant 2	Risk/ Million
0	0	3.78E-03	0.0E+00	1.05E-03	0.00E+00	0.84	1.57E-01	0.00E+00	1.0E+06	0.0E+00
0	0	3.78E-03	0.0E+00	1.05E-03	0.00E+00	0.84	1.57E-01	0.00E+00	1.0E+06	0.0E+00
0	0	3.78E-03	0.0E+00	1.05E-03	0.00E+00	0.84	1.57E-01	0.00E+00	1.0E+06	0.0E+00
0	0	3.78E-03	0.0E+00	1.05E-03	0.00E+00	0.84	1.57E-01	0.00E+00	1.0E+06	0.0E+00
0	0	3.78E-03	0.0E+00	1.05E-03	0.00E+00	0.84	1.57E-01	0.00E+00	1.0E+06	0.0E+00
0	0	3.78E-03	0.0E+00	1.05E-03	0.00E+00	0.84	1.57E-01	0.00E+00	1.0E+06	0.0E+00
0	0	3.78E-03	0.0E+00	1.05E-03	0.00E+00	0.84	1.57E-01	0.00E+00	1.0E+06	0.0E+00
0	0	3.78E-03	0.0E+00	1.05E-03	0.00E+00	0.84	1.57E-01	0.00E+00	1.0E+06	0.0E+00
0	0	3.78E-03	0.0E+00	1.05E-03	0.00E+00	0.84	1.57E-01	0.00E+00	1.0E+06	0.0E+00
0	0	3.78E-03	0.0E+00	1.05E-03	0.00E+00	0.84	1.57E-01	0.00E+00	1.0E+06	0.0E+00
0	0	3.78E-03	0.0E+00	1.05E-03	0.00E+00	0.84	1.57E-01	0.00E+00	1.0E+06	0.0E+00
0	0	3.78E-03	0.0E+00	1.05E-03	0.00E+00	0.84	1.57E-01	0.00E+00	1.0E+06	0.0E+00
0	0	3.78E-03	0.0E+00	1.05E-03	0.00E+00	0.84	1.57E-01	0.00E+00	1.0E+06	0.0E+00
0	0	3.78E-03	0.0E+00	1.05E-03	0.00E+00	0.84	1.57E-01	0.00E+00	1.0E+06	0.0E+00
0	0	3.78E-03	0.0E+00	1.05E-03	0.00E+00	0.84	1.57E-01	0.00E+00	1.0E+06	0.0E+00
0	0	3.78E-03	0.0E+00	1.05E-03	0.00E+00	0.84	1.57E-01	0.00E+00	1.0E+06	0.0E+00
0	0	3.78E-03	0.0E+00	1.05E-03	0.00E+00	0.84	1.57E-01	0.00E+00	1.0E+06	0.0E+00

Ventura Ranch
P2 (on) - Building Construction

Max Cancer Risk Cancer Risk	
Receptor #	Total Risk/ Million
361	2.4E+00
362	3.2E+00
363	4.5E+00
364	6.3E+00
365	2.4E+00
366	3.2E+00
367	4.5E+00
368	6.5E+00
369	9.5E+00
370	1.4E+01
371	2.4E+00
372	3.2E+00
373	4.4E+00
374	6.6E+00
375	1.0E+01
376	2.4E+00
377	3.1E+00
378	4.3E+00
379	6.5E+00
380	1.1E+01
381	2.3E+00
382	3.0E+00
383	4.1E+00
384	6.2E+00
385	1.0E+01
386	2.2E+00
387	2.9E+00
388	3.8E+00
389	5.6E+00
390	9.2E+00
391	2.1E+00

Max	Receptor #	
18.130	432	Res

Chronic Non Cancer Risk	
REL	HI Offroad
5	3.53E-03
5	4.71E-03
5	6.51E-03
5	9.17E-03
5	3.49E-03
5	4.65E-03
5	6.50E-03
5	9.43E-03
5	1.39E-02
5	2.02E-02
5	3.48E-03
5	4.61E-03
5	6.46E-03
5	9.60E-03
5	1.48E-02
5	3.46E-03
5	4.54E-03
5	6.33E-03
5	9.53E-03
5	1.54E-02
5	3.40E-03
5	4.40E-03
5	6.04E-03
5	9.05E-03
5	1.50E-02
5	3.26E-03
5	4.16E-03
5	5.57E-03
5	8.14E-03
5	1.35E-02
5	3.00E-03

Max	Receptor #	
2.642E-02	432	Res

Ventura Ranch
P2 (on) - Building Construction

Max Cancer Risk Cancer Risk		*Chronic Non Cancer Risk*	
Receptor #	Total Risk/ Million	REL	HI Offroad
392	2.6E+00	5	3.78E-03
393	3.4E+00	5	4.96E-03
394	4.8E+00	5	6.95E-03
395	1.8E+00	5	2.65E-03
396	2.2E+00	5	3.26E-03
397	2.9E+00	5	4.16E-03
398	3.8E+00	5	5.55E-03
399	1.5E+00	5	2.25E-03
400	1.9E+00	5	2.70E-03
401	2.3E+00	5	3.31E-03
402	2.9E+00	5	4.18E-03
403	3.8E+00	5	5.54E-03
404	1.3E+00	5	1.87E-03
405	1.5E+00	5	2.20E-03
406	1.8E+00	5	2.61E-03
407	2.2E+00	5	3.18E-03
408	2.8E+00	5	4.03E-03
409	3.7E+00	5	5.46E-03
410	5.5E+00	5	7.97E-03
411	8.2E+00	5	1.20E-02
412	1.2E+00	5	1.79E-03
413	1.4E+00	5	2.08E-03
414	1.7E+00	5	2.48E-03
415	2.1E+00	5	3.06E-03
416	2.7E+00	5	3.95E-03
417	3.7E+00	5	5.35E-03
418	5.1E+00	5	7.48E-03
419	7.2E+00	5	1.05E-02
420	1.0E+01	5	1.46E-02
421	1.0E+00	5	1.46E-03
422	1.2E+00	5	1.69E-03

Ventura Ranch
P2 (on) - Building Construction

Max Cancer Risk Cancer Risk		*Chronic Non Cancer Risk*	
Receptor #	Total Risk/ Million	REL	HI Offroad
423	1.4E+00	5	1.99E-03
424	1.6E+00	5	2.40E-03
425	2.1E+00	5	3.00E-03
426	2.7E+00	5	3.88E-03
427	3.5E+00	5	5.16E-03
428	4.8E+00	5	7.01E-03
429	6.6E+00	5	9.67E-03
430	9.3E+00	5	1.36E-02
431	1.3E+01	5	1.93E-02
432	1.8E+01	5	2.64E-02
433	9.6E-01	5	1.40E-03
434	1.1E+00	5	1.63E-03
435	1.3E+00	5	1.94E-03
436	1.6E+00	5	2.37E-03
437	2.0E+00	5	2.98E-03
438	2.6E+00	5	3.83E-03
439	3.5E+00	5	5.07E-03
440	4.8E+00	5	6.94E-03
441	6.9E+00	5	9.98E-03
442	1.0E+01	5	1.50E-02
443	8.1E-01	5	1.18E-03
444	9.3E-01	5	1.36E-03
445	1.1E+00	5	1.61E-03
446	1.3E+00	5	1.93E-03
447	1.6E+00	5	2.38E-03
448	2.1E+00	5	3.00E-03
449	2.7E+00	5	3.89E-03
450	3.6E+00	5	5.27E-03
451	5.3E+00	5	7.74E-03
452	8.5E+00	5	1.24E-02
453	6.8E-01	5	9.93E-04

Ventura Ranch
P2 (on) - Building Construction

Max Cancer Risk Cancer Risk		*Chronic Non Cancer Risk*	
Receptor #	Total Risk/ Million	REL	HI Offroad
454	7.9E-01	5	1.14E-03
455	9.2E-01	5	1.34E-03
456	1.1E+00	5	1.60E-03
457	1.3E+00	5	1.95E-03
458	1.7E+00	5	2.42E-03
459	2.1E+00	5	3.09E-03
460	2.8E+00	5	4.11E-03
461	4.1E+00	5	5.97E-03
462	6.8E+00	5	9.85E-03
463	1.3E+00	5	1.95E-03
464	1.7E+00	5	2.45E-03
465	2.2E+00	5	3.18E-03
466	3.0E+00	5	4.43E-03
467	4.4E+00	5	6.44E-03
0	0.0E+00	5	0.00E+00
0	0.0E+00	5	0.00E+00
0	0.0E+00	5	0.00E+00
0	0.0E+00	5	0.00E+00
0	0.0E+00	5	0.00E+00
0	0.0E+00	5	0.00E+00
0	0.0E+00	5	0.00E+00
0	0.0E+00	5	0.00E+00
0	0.0E+00	5	0.00E+00
0	0.0E+00	5	0.00E+00
0	0.0E+00	5	0.00E+00
0	0.0E+00	5	0.00E+00
0	0.0E+00	5	0.00E+00
0	0.0E+00	5	0.00E+00
0	0.0E+00	5	0.00E+00
0	0.0E+00	5	0.00E+00

Ventura Ranch
P2 (on) - Building Construction

Max Cancer Risk Cancer Risk		*Chronic Non Cancer Risk*	
Receptor #	Total Risk/ Million	REL	HI Offroad
0	0.0E+00	5	0.00E+00
0	0.0E+00	5	0.00E+00
0	0.0E+00	5	0.00E+00
0	0.0E+00	5	0.00E+00
0	0.0E+00	5	0.00E+00
0	0.0E+00	5	0.00E+00
0	0.0E+00	5	0.00E+00
0	0.0E+00	5	0.00E+00
0	0.0E+00	5	0.00E+00
0	0.0E+00	5	0.00E+00
0	0.0E+00	5	0.00E+00
0	0.0E+00	5	0.00E+00
0	0.0E+00	5	0.00E+00
0	0.0E+00	5	0.00E+00
0	0.0E+00	5	0.00E+00
0	0.0E+00	5	0.00E+00
0	0.0E+00	5	0.00E+00
0	0.0E+00	5	0.00E+00
0	0.0E+00	5	0.00E+00
0	0.0E+00	5	0.00E+00
0	0.0E+00	5	0.00E+00
0	0.0E+00	5	0.00E+00
0	0.0E+00	5	0.00E+00
0	0.0E+00	5	0.00E+00
0	0.0E+00	5	0.00E+00
0	0.0E+00	5	0.00E+00
0	0.0E+00	5	0.00E+00
0	0.0E+00	5	0.00E+00
0	0.0E+00	5	0.00E+00
0	0.0E+00	5	0.00E+00
0	0.0E+00	5	0.00E+00

Ventura Ranch
P2 (on) - Building Construction

Max Cancer Risk Cancer Risk		*Chronic Non Cancer Risk*	
Receptor #	Total Risk/ Million	REL	HI Offroad
0	0.0E+00	5	0.00E+00
0	0.0E+00	5	0.00E+00
0	0.0E+00	5	0.00E+00
0	0.0E+00	5	0.00E+00
0	0.0E+00	5	0.00E+00
0	0.0E+00	5	0.00E+00
0	0.0E+00	5	0.00E+00
0	0.0E+00	5	0.00E+00
0	0.0E+00	5	0.00E+00
0	0.0E+00	5	0.00E+00
0	0.0E+00	5	0.00E+00
0	0.0E+00	5	0.00E+00
0	0.0E+00	5	0.00E+00
0	0.0E+00	5	0.00E+00
0	0.0E+00	5	0.00E+00
0	0.0E+00	5	0.00E+00
0	0.0E+00	5	0.00E+00
0	0.0E+00	5	0.00E+00
0	0.0E+00	5	0.00E+00
0	0.0E+00	5	0.00E+00
0	0.0E+00	5	0.00E+00
0	0.0E+00	5	0.00E+00
0	0.0E+00	5	0.00E+00
0	0.0E+00	5	0.00E+00
0	0.0E+00	5	0.00E+00
0	0.0E+00	5	0.00E+00
0	0.0E+00	5	0.00E+00
0	0.0E+00	5	0.00E+00
0	0.0E+00	5	0.00E+00
0	0.0E+00	5	0.00E+00
0	0.0E+00	5	0.00E+00

Ventura Ranch
P2 (on) - Building Construction

Max Cancer Risk Cancer Risk	
Receptor #	**Total Risk/ Million**
0	0.0E+00
0	0.0E+00
0	0.0E+00
0	0.0E+00
0	0.0E+00
0	0.0E+00
0	0.0E+00
0	0.0E+00
0	0.0E+00
0	0.0E+00
0	0.0E+00
0	0.0E+00
0	0.0E+00
0	0.0E+00
0	0.0E+00
0	0.0E+00
0	0.0E+00

Chronic Non Cancer Risk	
REL	**HI Offroad**
5	0.00E+00
5	0.00E+00
5	0.00E+00
5	0.00E+00
5	0.00E+00
5	0.00E+00
5	0.00E+00
5	0.00E+00
5	0.00E+00
5	0.00E+00
5	0.00E+00
5	0.00E+00
5	0.00E+00
5	0.00E+00
5	0.00E+00
5	0.00E+00

Ventura Ranch

P2 (on) - Building Construction Haul or Vendor Risk

		Cancer Risk from Birth to 2 years								
Receptor #	Conc	g/sec	Cair	Dose Constant	Dose	ED	Risk Constant	Risk	Constant 2	Risk/ Million
361	2.62403	2.40E-06	6.3E-06	1.05E-03	6.57E-09	0.84	1.57E-01	8.63E-10	1.0E+06	8.6E-04
362	2.1336	2.40E-06	5.1E-06	1.05E-03	5.34E-09	0.84	1.57E-01	7.01E-10	1.0E+06	7.0E-04
363	1.76707	2.40E-06	4.2E-06	1.05E-03	4.42E-09	0.84	1.57E-01	5.81E-10	1.0E+06	5.8E-04
364	1.51981	2.40E-06	3.6E-06	1.05E-03	3.80E-09	0.84	1.57E-01	5.00E-10	1.0E+06	5.0E-04
365	3.22002	2.40E-06	7.7E-06	1.05E-03	8.06E-09	0.84	1.57E-01	1.06E-09	1.0E+06	1.1E-03
366	2.55561	2.40E-06	6.1E-06	1.05E-03	6.40E-09	0.84	1.57E-01	8.40E-10	1.0E+06	8.4E-04
367	2.06824	2.40E-06	5.0E-06	1.05E-03	5.18E-09	0.84	1.57E-01	6.80E-10	1.0E+06	6.8E-04
368	1.74949	2.40E-06	4.2E-06	1.05E-03	4.38E-09	0.84	1.57E-01	5.75E-10	1.0E+06	5.8E-04
369	1.52484	2.40E-06	3.7E-06	1.05E-03	3.82E-09	0.84	1.57E-01	5.01E-10	1.0E+06	5.0E-04
370	1.35115	2.40E-06	3.2E-06	1.05E-03	3.38E-09	0.84	1.57E-01	4.44E-10	1.0E+06	4.4E-04
371	4.11855	2.40E-06	9.9E-06	1.05E-03	1.03E-08	0.84	1.57E-01	1.35E-09	1.0E+06	1.4E-03
372	3.16891	2.40E-06	7.6E-06	1.05E-03	7.93E-09	0.84	1.57E-01	1.04E-09	1.0E+06	1.0E-03
373	2.48364	2.40E-06	5.9E-06	1.05E-03	6.22E-09	0.84	1.57E-01	8.16E-10	1.0E+06	8.2E-04
374	2.05415	2.40E-06	4.9E-06	1.05E-03	5.14E-09	0.84	1.57E-01	6.75E-10	1.0E+06	6.8E-04
375	1.75759	2.40E-06	4.2E-06	1.05E-03	4.40E-09	0.84	1.57E-01	5.78E-10	1.0E+06	5.8E-04
376	5.5996	2.40E-06	1.3E-05	1.05E-03	1.40E-08	0.84	1.57E-01	1.84E-09	1.0E+06	1.8E-03
377	4.13073	2.40E-06	9.9E-06	1.05E-03	1.03E-08	0.84	1.57E-01	1.36E-09	1.0E+06	1.4E-03
378	3.08477	2.40E-06	7.4E-06	1.05E-03	7.72E-09	0.84	1.57E-01	1.01E-09	1.0E+06	1.0E-03
379	2.46742	2.40E-06	5.9E-06	1.05E-03	6.18E-09	0.84	1.57E-01	8.11E-10	1.0E+06	8.1E-04
380	2.04822	2.40E-06	4.9E-06	1.05E-03	5.13E-09	0.84	1.57E-01	6.73E-10	1.0E+06	6.7E-04
381	8.37167	2.40E-06	2.0E-05	1.05E-03	2.10E-08	0.84	1.57E-01	2.75E-09	1.0E+06	2.8E-03
382	5.81928	2.40E-06	1.4E-05	1.05E-03	1.46E-08	0.84	1.57E-01	1.91E-09	1.0E+06	1.9E-03
383	4.00553	2.40E-06	9.6E-06	1.05E-03	1.00E-08	0.84	1.57E-01	1.32E-09	1.0E+06	1.3E-03
384	3.02874	2.40E-06	7.3E-06	1.05E-03	7.58E-09	0.84	1.57E-01	9.96E-10	1.0E+06	1.0E-03
385	2.40504	2.40E-06	5.8E-06	1.05E-03	6.02E-09	0.84	1.57E-01	7.91E-10	1.0E+06	7.9E-04
386	14.92661	2.40E-06	3.6E-05	1.05E-03	3.74E-08	0.84	1.57E-01	4.91E-09	1.0E+06	4.9E-03
387	9.51959	2.40E-06	2.3E-05	1.05E-03	2.38E-08	0.84	1.57E-01	3.13E-09	1.0E+06	3.1E-03
388	5.55932	2.40E-06	1.3E-05	1.05E-03	1.39E-08	0.84	1.57E-01	1.83E-09	1.0E+06	1.8E-03
389	3.83655	2.40E-06	9.2E-06	1.05E-03	9.60E-09	0.84	1.57E-01	1.26E-09	1.0E+06	1.3E-03
390	2.88158	2.40E-06	6.9E-06	1.05E-03	7.21E-09	0.84	1.57E-01	9.47E-10	1.0E+06	9.5E-04
391	5.16114	2.40E-06	1.2E-05	1.05E-03	1.29E-08	0.84	1.57E-01	1.70E-09	1.0E+06	1.7E-03

Ventura Ranch

P2 (on) - Building Construction Haul or Vendor Risk

		Cancer Risk from Birth to 2 years								
Receptor #	Conc	g/sec	Cair	Dose Constant	Dose	ED	Risk Constant	Risk	Constant 2	Risk/ Million
392	6.70715	2.40E-06	1.6E-05	1.05E-03	1.68E-08	0.84	1.57E-01	2.20E-09	1.0E+06	2.2E-03
393	9.00445	2.40E-06	2.2E-05	1.05E-03	2.25E-08	0.84	1.57E-01	2.96E-09	1.0E+06	3.0E-03
394	5.37217	2.40E-06	1.3E-05	1.05E-03	1.34E-08	0.84	1.57E-01	1.77E-09	1.0E+06	1.8E-03
395	8.1767	2.40E-06	2.0E-05	1.05E-03	2.05E-08	0.84	1.57E-01	2.69E-09	1.0E+06	2.7E-03
396	11.24654	2.40E-06	2.7E-05	1.05E-03	2.82E-08	0.84	1.57E-01	3.70E-09	1.0E+06	3.7E-03
397	12.928	2.40E-06	3.1E-05	1.05E-03	3.24E-08	0.84	1.57E-01	4.25E-09	1.0E+06	4.2E-03
398	7.56426	2.40E-06	1.8E-05	1.05E-03	1.89E-08	0.84	1.57E-01	2.49E-09	1.0E+06	2.5E-03
399	10.76434	2.40E-06	2.6E-05	1.05E-03	2.69E-08	0.84	1.57E-01	3.54E-09	1.0E+06	3.5E-03
400	20.11071	2.40E-06	4.8E-05	1.05E-03	5.03E-08	0.84	1.57E-01	6.61E-09	1.0E+06	6.6E-03
401	13.01819	2.40E-06	3.1E-05	1.05E-03	3.26E-08	0.84	1.57E-01	4.28E-09	1.0E+06	4.3E-03
402	8.70654	2.40E-06	2.1E-05	1.05E-03	2.18E-08	0.84	1.57E-01	2.86E-09	1.0E+06	2.9E-03
403	6.07747	2.40E-06	1.5E-05	1.05E-03	1.52E-08	0.84	1.57E-01	2.00E-09	1.0E+06	2.0E-03
404	15.61198	2.40E-06	3.7E-05	1.05E-03	3.91E-08	0.84	1.57E-01	5.13E-09	1.0E+06	5.1E-03
405	16.77604	2.40E-06	4.0E-05	1.05E-03	4.20E-08	0.84	1.57E-01	5.51E-09	1.0E+06	5.5E-03
406	11.72453	2.40E-06	2.8E-05	1.05E-03	2.94E-08	0.84	1.57E-01	3.85E-09	1.0E+06	3.9E-03
407	8.62294	2.40E-06	2.1E-05	1.05E-03	2.16E-08	0.84	1.57E-01	2.83E-09	1.0E+06	2.8E-03
408	6.487	2.40E-06	1.6E-05	1.05E-03	1.62E-08	0.84	1.57E-01	2.13E-09	1.0E+06	2.1E-03
409	4.95785	2.40E-06	1.2E-05	1.05E-03	1.24E-08	0.84	1.57E-01	1.63E-09	1.0E+06	1.6E-03
410	3.84717	2.40E-06	9.2E-06	1.05E-03	9.63E-09	0.84	1.57E-01	1.26E-09	1.0E+06	1.3E-03
411	3.03639	2.40E-06	7.3E-06	1.05E-03	7.60E-09	0.84	1.57E-01	9.98E-10	1.0E+06	1.0E-03
412	14.82714	2.40E-06	3.6E-05	1.05E-03	3.71E-08	0.84	1.57E-01	4.87E-09	1.0E+06	4.9E-03
413	10.71093	2.40E-06	2.6E-05	1.05E-03	2.68E-08	0.84	1.57E-01	3.52E-09	1.0E+06	3.5E-03
414	8.16399	2.40E-06	2.0E-05	1.05E-03	2.04E-08	0.84	1.57E-01	2.68E-09	1.0E+06	2.7E-03
415	6.3995	2.40E-06	1.5E-05	1.05E-03	1.60E-08	0.84	1.57E-01	2.10E-09	1.0E+06	2.1E-03
416	5.09815	2.40E-06	1.2E-05	1.05E-03	1.28E-08	0.84	1.57E-01	1.68E-09	1.0E+06	1.7E-03
417	4.10737	2.40E-06	9.8E-06	1.05E-03	1.03E-08	0.84	1.57E-01	1.35E-09	1.0E+06	1.4E-03
418	3.33407	2.40E-06	8.0E-06	1.05E-03	8.35E-09	0.84	1.57E-01	1.10E-09	1.0E+06	1.1E-03
419	2.72909	2.40E-06	6.5E-06	1.05E-03	6.83E-09	0.84	1.57E-01	8.97E-10	1.0E+06	9.0E-04
420	2.25401	2.40E-06	5.4E-06	1.05E-03	5.64E-09	0.84	1.57E-01	7.41E-10	1.0E+06	7.4E-04
421	13.39498	2.40E-06	3.2E-05	1.05E-03	3.35E-08	0.84	1.57E-01	4.40E-09	1.0E+06	4.4E-03
422	9.87518	2.40E-06	2.4E-05	1.05E-03	2.47E-08	0.84	1.57E-01	3.25E-09	1.0E+06	3.2E-03

Ventura Ranch

P2 (on) - Building Construction Haul or Vendor Risk

		Cancer Risk from Birth to 2 years								
Receptor #	Conc	g/sec	Cair	Dose Constant	Dose	ED	Risk Constant	Risk	Constant 2	Risk/ Million
423	7.67992	2.40E-06	1.8E-05	1.05E-03	1.92E-08	0.84	1.57E-01	2.52E-09	1.0E+06	2.5E-03
424	6.14761	2.40E-06	1.5E-05	1.05E-03	1.54E-08	0.84	1.57E-01	2.02E-09	1.0E+06	2.0E-03
425	5.02266	2.40E-06	1.2E-05	1.05E-03	1.26E-08	0.84	1.57E-01	1.65E-09	1.0E+06	1.7E-03
426	4.15461	2.40E-06	1.0E-05	1.05E-03	1.04E-08	0.84	1.57E-01	1.37E-09	1.0E+06	1.4E-03
427	3.46286	2.40E-06	8.3E-06	1.05E-03	8.67E-09	0.84	1.57E-01	1.14E-09	1.0E+06	1.1E-03
428	2.90211	2.40E-06	7.0E-06	1.05E-03	7.27E-09	0.84	1.57E-01	9.54E-10	1.0E+06	9.5E-04
429	2.44196	2.40E-06	5.8E-06	1.05E-03	6.11E-09	0.84	1.57E-01	8.03E-10	1.0E+06	8.0E-04
430	2.0627	2.40E-06	4.9E-06	1.05E-03	5.16E-09	0.84	1.57E-01	6.78E-10	1.0E+06	6.8E-04
431	1.75125	2.40E-06	4.2E-06	1.05E-03	4.38E-09	0.84	1.57E-01	5.76E-10	1.0E+06	5.8E-04
432	1.49667	2.40E-06	3.6E-06	1.05E-03	3.75E-09	0.84	1.57E-01	4.92E-10	1.0E+06	4.9E-04
433	9.10182	2.40E-06	2.2E-05	1.05E-03	2.28E-08	0.84	1.57E-01	2.99E-09	1.0E+06	3.0E-03
434	7.21772	2.40E-06	1.7E-05	1.05E-03	1.81E-08	0.84	1.57E-01	2.37E-09	1.0E+06	2.4E-03
435	5.8744	2.40E-06	1.4E-05	1.05E-03	1.47E-08	0.84	1.57E-01	1.93E-09	1.0E+06	1.9E-03
436	4.87484	2.40E-06	1.2E-05	1.05E-03	1.22E-08	0.84	1.57E-01	1.60E-09	1.0E+06	1.6E-03
437	4.09972	2.40E-06	9.8E-06	1.05E-03	1.03E-08	0.84	1.57E-01	1.35E-09	1.0E+06	1.3E-03
438	3.48018	2.40E-06	8.3E-06	1.05E-03	8.71E-09	0.84	1.57E-01	1.14E-09	1.0E+06	1.1E-03
439	2.96935	2.40E-06	7.1E-06	1.05E-03	7.43E-09	0.84	1.57E-01	9.76E-10	1.0E+06	9.8E-04
440	2.54503	2.40E-06	6.1E-06	1.05E-03	6.37E-09	0.84	1.57E-01	8.37E-10	1.0E+06	8.4E-04
441	2.18524	2.40E-06	5.2E-06	1.05E-03	5.47E-09	0.84	1.57E-01	7.18E-10	1.0E+06	7.2E-04
442	1.87983	2.40E-06	4.5E-06	1.05E-03	4.71E-09	0.84	1.57E-01	6.18E-10	1.0E+06	6.2E-04
443	8.32162	2.40E-06	2.0E-05	1.05E-03	2.08E-08	0.84	1.57E-01	2.74E-09	1.0E+06	2.7E-03
444	6.7424	2.40E-06	1.6E-05	1.05E-03	1.69E-08	0.84	1.57E-01	2.22E-09	1.0E+06	2.2E-03
445	5.58313	2.40E-06	1.3E-05	1.05E-03	1.40E-08	0.84	1.57E-01	1.84E-09	1.0E+06	1.8E-03
446	4.69492	2.40E-06	1.1E-05	1.05E-03	1.18E-08	0.84	1.57E-01	1.54E-09	1.0E+06	1.5E-03
447	3.99747	2.40E-06	9.6E-06	1.05E-03	1.00E-08	0.84	1.57E-01	1.31E-09	1.0E+06	1.3E-03
448	3.43475	2.40E-06	8.2E-06	1.05E-03	8.60E-09	0.84	1.57E-01	1.13E-09	1.0E+06	1.1E-03
449	2.97032	2.40E-06	7.1E-06	1.05E-03	7.44E-09	0.84	1.57E-01	9.76E-10	1.0E+06	9.8E-04
450	2.58096	2.40E-06	6.2E-06	1.05E-03	6.46E-09	0.84	1.57E-01	8.48E-10	1.0E+06	8.5E-04
451	2.24778	2.40E-06	5.4E-06	1.05E-03	5.63E-09	0.84	1.57E-01	7.39E-10	1.0E+06	7.4E-04
452	1.96183	2.40E-06	4.7E-06	1.05E-03	4.91E-09	0.84	1.57E-01	6.45E-10	1.0E+06	6.4E-04
453	7.68081	2.40E-06	1.8E-05	1.05E-03	1.92E-08	0.84	1.57E-01	2.52E-09	1.0E+06	2.5E-03

Ventura Ranch

P2 (on) - Building Construction Haul or Vendor Risk

		Cancer Risk from Birth to 2 years								
Receptor #	Conc	g/sec	Cair	Dose Constant	Dose	ED	Risk Constant	Risk	Constant 2	Risk/ Million
454	6.33311	2.40E-06	1.5E-05	1.05E-03	1.59E-08	0.84	1.57E-01	2.08E-09	1.0E+06	2.1E-03
455	5.28958	2.40E-06	1.3E-05	1.05E-03	1.32E-08	0.84	1.57E-01	1.74E-09	1.0E+06	1.7E-03
456	4.49231	2.40E-06	1.1E-05	1.05E-03	1.12E-08	0.84	1.57E-01	1.48E-09	1.0E+06	1.5E-03
457	3.86688	2.40E-06	9.3E-06	1.05E-03	9.68E-09	0.84	1.57E-01	1.27E-09	1.0E+06	1.3E-03
458	3.35453	2.40E-06	8.0E-06	1.05E-03	8.40E-09	0.84	1.57E-01	1.10E-09	1.0E+06	1.1E-03
459	2.92933	2.40E-06	7.0E-06	1.05E-03	7.33E-09	0.84	1.57E-01	9.63E-10	1.0E+06	9.6E-04
460	2.57274	2.40E-06	6.2E-06	1.05E-03	6.44E-09	0.84	1.57E-01	8.46E-10	1.0E+06	8.5E-04
461	2.26672	2.40E-06	5.4E-06	1.05E-03	5.67E-09	0.84	1.57E-01	7.45E-10	1.0E+06	7.5E-04
462	2.00125	2.40E-06	4.8E-06	1.05E-03	5.01E-09	0.84	1.57E-01	6.58E-10	1.0E+06	6.6E-04
463	3.2478	2.40E-06	7.8E-06	1.05E-03	8.13E-09	0.84	1.57E-01	1.07E-09	1.0E+06	1.1E-03
464	2.85889	2.40E-06	6.8E-06	1.05E-03	7.16E-09	0.84	1.57E-01	9.40E-10	1.0E+06	9.4E-04
465	2.53473	2.40E-06	6.1E-06	1.05E-03	6.35E-09	0.84	1.57E-01	8.33E-10	1.0E+06	8.3E-04
466	2.25457	2.40E-06	5.4E-06	1.05E-03	5.64E-09	0.84	1.57E-01	7.41E-10	1.0E+06	7.4E-04
467	2.00892	2.40E-06	4.8E-06	1.05E-03	5.03E-09	0.84	1.57E-01	6.60E-10	1.0E+06	6.6E-04
0	0	2.40E-06	0.0E+00	1.05E-03	0.00E+00	0.84	1.57E-01	0.00E+00	1.0E+06	0.0E+00
0	0	2.40E-06	0.0E+00	1.05E-03	0.00E+00	0.84	1.57E-01	0.00E+00	1.0E+06	0.0E+00
0	0	2.40E-06	0.0E+00	1.05E-03	0.00E+00	0.84	1.57E-01	0.00E+00	1.0E+06	0.0E+00
0	0	2.40E-06	0.0E+00	1.05E-03	0.00E+00	0.84	1.57E-01	0.00E+00	1.0E+06	0.0E+00
0	0	2.40E-06	0.0E+00	1.05E-03	0.00E+00	0.84	1.57E-01	0.00E+00	1.0E+06	0.0E+00
0	0	2.40E-06	0.0E+00	1.05E-03	0.00E+00	0.84	1.57E-01	0.00E+00	1.0E+06	0.0E+00
0	0	2.40E-06	0.0E+00	1.05E-03	0.00E+00	0.84	1.57E-01	0.00E+00	1.0E+06	0.0E+00
0	0	2.40E-06	0.0E+00	1.05E-03	0.00E+00	0.84	1.57E-01	0.00E+00	1.0E+06	0.0E+00
0	0	2.40E-06	0.0E+00	1.05E-03	0.00E+00	0.84	1.57E-01	0.00E+00	1.0E+06	0.0E+00
0	0	2.40E-06	0.0E+00	1.05E-03	0.00E+00	0.84	1.57E-01	0.00E+00	1.0E+06	0.0E+00
0	0	2.40E-06	0.0E+00	1.05E-03	0.00E+00	0.84	1.57E-01	0.00E+00	1.0E+06	0.0E+00
0	0	2.40E-06	0.0E+00	1.05E-03	0.00E+00	0.84	1.57E-01	0.00E+00	1.0E+06	0.0E+00
0	0	2.40E-06	0.0E+00	1.05E-03	0.00E+00	0.84	1.57E-01	0.00E+00	1.0E+06	0.0E+00
0	0	2.40E-06	0.0E+00	1.05E-03	0.00E+00	0.84	1.57E-01	0.00E+00	1.0E+06	0.0E+00
0	0	2.40E-06	0.0E+00	1.05E-03	0.00E+00	0.84	1.57E-01	0.00E+00	1.0E+06	0.0E+00
0	0	2.40E-06	0.0E+00	1.05E-03	0.00E+00	0.84	1.57E-01	0.00E+00	1.0E+06	0.0E+00
0	0	2.40E-06	0.0E+00	1.05E-03	0.00E+00	0.84	1.57E-01	0.00E+00	1.0E+06	0.0E+00

Ventura Ranch

P2 (on) - Building Construction Haul or Vendor Risk

		Cancer Risk from Birth to 2 years								
Receptor #	Conc	g/sec	Cair	Dose Constant	Dose	ED	Risk Constant	Risk	Constant 2	Risk/ Million
0	0	2.40E-06	0.0E+00	1.05E-03	0.00E+00	0.84	1.57E-01	0.00E+00	1.0E+06	0.0E+00
0	0	2.40E-06	0.0E+00	1.05E-03	0.00E+00	0.84	1.57E-01	0.00E+00	1.0E+06	0.0E+00
0	0	2.40E-06	0.0E+00	1.05E-03	0.00E+00	0.84	1.57E-01	0.00E+00	1.0E+06	0.0E+00
0	0	2.40E-06	0.0E+00	1.05E-03	0.00E+00	0.84	1.57E-01	0.00E+00	1.0E+06	0.0E+00
0	0	2.40E-06	0.0E+00	1.05E-03	0.00E+00	0.84	1.57E-01	0.00E+00	1.0E+06	0.0E+00
0	0	2.40E-06	0.0E+00	1.05E-03	0.00E+00	0.84	1.57E-01	0.00E+00	1.0E+06	0.0E+00
0	0	2.40E-06	0.0E+00	1.05E-03	0.00E+00	0.84	1.57E-01	0.00E+00	1.0E+06	0.0E+00
0	0	2.40E-06	0.0E+00	1.05E-03	0.00E+00	0.84	1.57E-01	0.00E+00	1.0E+06	0.0E+00
0	0	2.40E-06	0.0E+00	1.05E-03	0.00E+00	0.84	1.57E-01	0.00E+00	1.0E+06	0.0E+00
0	0	2.40E-06	0.0E+00	1.05E-03	0.00E+00	0.84	1.57E-01	0.00E+00	1.0E+06	0.0E+00
0	0	2.40E-06	0.0E+00	1.05E-03	0.00E+00	0.84	1.57E-01	0.00E+00	1.0E+06	0.0E+00
0	0	2.40E-06	0.0E+00	1.05E-03	0.00E+00	0.84	1.57E-01	0.00E+00	1.0E+06	0.0E+00
0	0	2.40E-06	0.0E+00	1.05E-03	0.00E+00	0.84	1.57E-01	0.00E+00	1.0E+06	0.0E+00
0	0	2.40E-06	0.0E+00	1.05E-03	0.00E+00	0.84	1.57E-01	0.00E+00	1.0E+06	0.0E+00
0	0	2.40E-06	0.0E+00	1.05E-03	0.00E+00	0.84	1.57E-01	0.00E+00	1.0E+06	0.0E+00
0	0	2.40E-06	0.0E+00	1.05E-03	0.00E+00	0.84	1.57E-01	0.00E+00	1.0E+06	0.0E+00
0	0	2.40E-06	0.0E+00	1.05E-03	0.00E+00	0.84	1.57E-01	0.00E+00	1.0E+06	0.0E+00
0	0	2.40E-06	0.0E+00	1.05E-03	0.00E+00	0.84	1.57E-01	0.00E+00	1.0E+06	0.0E+00
0	0	2.40E-06	0.0E+00	1.05E-03	0.00E+00	0.84	1.57E-01	0.00E+00	1.0E+06	0.0E+00
0	0	2.40E-06	0.0E+00	1.05E-03	0.00E+00	0.84	1.57E-01	0.00E+00	1.0E+06	0.0E+00
0	0	2.40E-06	0.0E+00	1.05E-03	0.00E+00	0.84	1.57E-01	0.00E+00	1.0E+06	0.0E+00
0	0	2.40E-06	0.0E+00	1.05E-03	0.00E+00	0.84	1.57E-01	0.00E+00	1.0E+06	0.0E+00
0	0	2.40E-06	0.0E+00	1.05E-03	0.00E+00	0.84	1.57E-01	0.00E+00	1.0E+06	0.0E+00
0	0	2.40E-06	0.0E+00	1.05E-03	0.00E+00	0.84	1.57E-01	0.00E+00	1.0E+06	0.0E+00
0	0	2.40E-06	0.0E+00	1.05E-03	0.00E+00	0.84	1.57E-01	0.00E+00	1.0E+06	0.0E+00
0	0	2.40E-06	0.0E+00	1.05E-03	0.00E+00	0.84	1.57E-01	0.00E+00	1.0E+06	0.0E+00
0	0	2.40E-06	0.0E+00	1.05E-03	0.00E+00	0.84	1.57E-01	0.00E+00	1.0E+06	0.0E+00
0	0	2.40E-06	0.0E+00	1.05E-03	0.00E+00	0.84	1.57E-01	0.00E+00	1.0E+06	0.0E+00
0	0	2.40E-06	0.0E+00	1.05E-03	0.00E+00	0.84	1.57E-01	0.00E+00	1.0E+06	0.0E+00
0	0	2.40E-06	0.0E+00	1.05E-03	0.00E+00	0.84	1.57E-01	0.00E+00	1.0E+06	0.0E+00
0	0	2.40E-06	0.0E+00	1.05E-03	0.00E+00	0.84	1.57E-01	0.00E+00	1.0E+06	0.0E+00
0	0	2.40E-06	0.0E+00	1.05E-03	0.00E+00	0.84	1.57E-01	0.00E+00	1.0E+06	0.0E+00
0	0	2.40E-06	0.0E+00	1.05E-03	0.00E+00	0.84	1.57E-01	0.00E+00	1.0E+06	0.0E+00
0	0	2.40E-06	0.0E+00	1.05E-03	0.00E+00	0.84	1.57E-01	0.00E+00	1.0E+06	0.0E+00
0	0	2.40E-06	0.0E+00	1.05E-03	0.00E+00	0.84	1.57E-01	0.00E+00	1.0E+06	0.0E+00
0	0	2.40E-06	0.0E+00	1.05E-03	0.00E+00	0.84	1.57E-01	0.00E+00	1.0E+06	0.0E+00

Ventura Ranch

P2 (on) - Building Construction Haul or Vendor Risk

		Cancer Risk from Birth to 2 years								
Receptor #	Conc	g/sec	Cair	Dose Constant	Dose	ED	Risk Constant	Risk	Constant 2	Risk/ Million
0	0	2.40E-06	0.0E+00	1.05E-03	0.00E+00	0.84	1.57E-01	0.00E+00	1.0E+06	0.0E+00
0	0	2.40E-06	0.0E+00	1.05E-03	0.00E+00	0.84	1.57E-01	0.00E+00	1.0E+06	0.0E+00
0	0	2.40E-06	0.0E+00	1.05E-03	0.00E+00	0.84	1.57E-01	0.00E+00	1.0E+06	0.0E+00
0	0	2.40E-06	0.0E+00	1.05E-03	0.00E+00	0.84	1.57E-01	0.00E+00	1.0E+06	0.0E+00
0	0	2.40E-06	0.0E+00	1.05E-03	0.00E+00	0.84	1.57E-01	0.00E+00	1.0E+06	0.0E+00
0	0	2.40E-06	0.0E+00	1.05E-03	0.00E+00	0.84	1.57E-01	0.00E+00	1.0E+06	0.0E+00
0	0	2.40E-06	0.0E+00	1.05E-03	0.00E+00	0.84	1.57E-01	0.00E+00	1.0E+06	0.0E+00
0	0	2.40E-06	0.0E+00	1.05E-03	0.00E+00	0.84	1.57E-01	0.00E+00	1.0E+06	0.0E+00
0	0	2.40E-06	0.0E+00	1.05E-03	0.00E+00	0.84	1.57E-01	0.00E+00	1.0E+06	0.0E+00
0	0	2.40E-06	0.0E+00	1.05E-03	0.00E+00	0.84	1.57E-01	0.00E+00	1.0E+06	0.0E+00
0	0	2.40E-06	0.0E+00	1.05E-03	0.00E+00	0.84	1.57E-01	0.00E+00	1.0E+06	0.0E+00
0	0	2.40E-06	0.0E+00	1.05E-03	0.00E+00	0.84	1.57E-01	0.00E+00	1.0E+06	0.0E+00
0	0	2.40E-06	0.0E+00	1.05E-03	0.00E+00	0.84	1.57E-01	0.00E+00	1.0E+06	0.0E+00
0	0	2.40E-06	0.0E+00	1.05E-03	0.00E+00	0.84	1.57E-01	0.00E+00	1.0E+06	0.0E+00
0	0	2.40E-06	0.0E+00	1.05E-03	0.00E+00	0.84	1.57E-01	0.00E+00	1.0E+06	0.0E+00
0	0	2.40E-06	0.0E+00	1.05E-03	0.00E+00	0.84	1.57E-01	0.00E+00	1.0E+06	0.0E+00
0	0	2.40E-06	0.0E+00	1.05E-03	0.00E+00	0.84	1.57E-01	0.00E+00	1.0E+06	0.0E+00
0	0	2.40E-06	0.0E+00	1.05E-03	0.00E+00	0.84	1.57E-01	0.00E+00	1.0E+06	0.0E+00
0	0	2.40E-06	0.0E+00	1.05E-03	0.00E+00	0.84	1.57E-01	0.00E+00	1.0E+06	0.0E+00
0	0	2.40E-06	0.0E+00	1.05E-03	0.00E+00	0.84	1.57E-01	0.00E+00	1.0E+06	0.0E+00
0	0	2.40E-06	0.0E+00	1.05E-03	0.00E+00	0.84	1.57E-01	0.00E+00	1.0E+06	0.0E+00
0	0	2.40E-06	0.0E+00	1.05E-03	0.00E+00	0.84	1.57E-01	0.00E+00	1.0E+06	0.0E+00
0	0	2.40E-06	0.0E+00	1.05E-03	0.00E+00	0.84	1.57E-01	0.00E+00	1.0E+06	0.0E+00
0	0	2.40E-06	0.0E+00	1.05E-03	0.00E+00	0.84	1.57E-01	0.00E+00	1.0E+06	0.0E+00
0	0	2.40E-06	0.0E+00	1.05E-03	0.00E+00	0.84	1.57E-01	0.00E+00	1.0E+06	0.0E+00
0	0	2.40E-06	0.0E+00	1.05E-03	0.00E+00	0.84	1.57E-01	0.00E+00	1.0E+06	0.0E+00
0	0	2.40E-06	0.0E+00	1.05E-03	0.00E+00	0.84	1.57E-01	0.00E+00	1.0E+06	0.0E+00
0	0	2.40E-06	0.0E+00	1.05E-03	0.00E+00	0.84	1.57E-01	0.00E+00	1.0E+06	0.0E+00
0	0	2.40E-06	0.0E+00	1.05E-03	0.00E+00	0.84	1.57E-01	0.00E+00	1.0E+06	0.0E+00
0	0	2.40E-06	0.0E+00	1.05E-03	0.00E+00	0.84	1.57E-01	0.00E+00	1.0E+06	0.0E+00
0	0	2.40E-06	0.0E+00	1.05E-03	0.00E+00	0.84	1.57E-01	0.00E+00	1.0E+06	0.0E+00
0	0	2.40E-06	0.0E+00	1.05E-03	0.00E+00	0.84	1.57E-01	0.00E+00	1.0E+06	0.0E+00
0	0	2.40E-06	0.0E+00	1.05E-03	0.00E+00	0.84	1.57E-01	0.00E+00	1.0E+06	0.0E+00
0	0	2.40E-06	0.0E+00	1.05E-03	0.00E+00	0.84	1.57E-01	0.00E+00	1.0E+06	0.0E+00
0	0	2.40E-06	0.0E+00	1.05E-03	0.00E+00	0.84	1.57E-01	0.00E+00	1.0E+06	0.0E+00
0	0	2.40E-06	0.0E+00	1.05E-03	0.00E+00	0.84	1.57E-01	0.00E+00	1.0E+06	0.0E+00

Ventura Ranch

P2 (on) - Building Construction Haul or Vendor Risk

		Cancer Risk from Birth to 2 years								
Receptor #	Conc	g/sec	Cair	Dose Constant	Dose	ED	Risk Constant	Risk	Constant 2	Risk/ Million
0	0	2.40E-06	0.0E+00	1.05E-03	0.00E+00	0.84	1.57E-01	0.00E+00	1.0E+06	0.0E+00
0	0	2.40E-06	0.0E+00	1.05E-03	0.00E+00	0.84	1.57E-01	0.00E+00	1.0E+06	0.0E+00
0	0	2.40E-06	0.0E+00	1.05E-03	0.00E+00	0.84	1.57E-01	0.00E+00	1.0E+06	0.0E+00
0	0	2.40E-06	0.0E+00	1.05E-03	0.00E+00	0.84	1.57E-01	0.00E+00	1.0E+06	0.0E+00
0	0	2.40E-06	0.0E+00	1.05E-03	0.00E+00	0.84	1.57E-01	0.00E+00	1.0E+06	0.0E+00
0	0	2.40E-06	0.0E+00	1.05E-03	0.00E+00	0.84	1.57E-01	0.00E+00	1.0E+06	0.0E+00
0	0	2.40E-06	0.0E+00	1.05E-03	0.00E+00	0.84	1.57E-01	0.00E+00	1.0E+06	0.0E+00
0	0	2.40E-06	0.0E+00	1.05E-03	0.00E+00	0.84	1.57E-01	0.00E+00	1.0E+06	0.0E+00
0	0	2.40E-06	0.0E+00	1.05E-03	0.00E+00	0.84	1.57E-01	0.00E+00	1.0E+06	0.0E+00
0	0	2.40E-06	0.0E+00	1.05E-03	0.00E+00	0.84	1.57E-01	0.00E+00	1.0E+06	0.0E+00
0	0	2.40E-06	0.0E+00	1.05E-03	0.00E+00	0.84	1.57E-01	0.00E+00	1.0E+06	0.0E+00
0	0	2.40E-06	0.0E+00	1.05E-03	0.00E+00	0.84	1.57E-01	0.00E+00	1.0E+06	0.0E+00
0	0	2.40E-06	0.0E+00	1.05E-03	0.00E+00	0.84	1.57E-01	0.00E+00	1.0E+06	0.0E+00
0	0	2.40E-06	0.0E+00	1.05E-03	0.00E+00	0.84	1.57E-01	0.00E+00	1.0E+06	0.0E+00
0	0	2.40E-06	0.0E+00	1.05E-03	0.00E+00	0.84	1.57E-01	0.00E+00	1.0E+06	0.0E+00
0	0	2.40E-06	0.0E+00	1.05E-03	0.00E+00	0.84	1.57E-01	0.00E+00	1.0E+06	0.0E+00
0	0	2.40E-06	0.0E+00	1.05E-03	0.00E+00	0.84	1.57E-01	0.00E+00	1.0E+06	0.0E+00

Ventura Ranch

P2 (on) - Building Construction Haul or Vendor Risk

Max Cancer Risk Cancer Risk	
Receptor #	**Total Risk/ Million**
361	8.6E-04
362	7.0E-04
363	5.8E-04
364	5.0E-04
365	1.1E-03
366	8.4E-04
367	6.8E-04
368	5.8E-04
369	5.0E-04
370	4.4E-04
371	1.4E-03
372	1.0E-03
373	8.2E-04
374	6.8E-04
375	5.8E-04
376	1.8E-03
377	1.4E-03
378	1.0E-03
379	8.1E-04
380	6.7E-04
381	2.8E-03
382	1.9E-03
383	1.3E-03
384	1.0E-03
385	7.9E-04
386	4.9E-03
387	3.1E-03
388	1.8E-03
389	1.3E-03
390	9.5E-04
391	1.7E-03

Max	**Receptor #**	
0.007	400	Res

Chronic Non Cancer Risk	
REL	**HI Offroad**
5	1.31E-07
5	1.24E-07
5	1.19E-07
5	1.14E-07
5	1.10E-07
5	1.04E-07
5	9.72E-08
5	9.12E-08
5	8.42E-08
5	7.71E-08
5	7.05E-08
5	6.45E-08
5	5.86E-08
5	5.33E-08
5	4.94E-08
5	4.59E-08
5	3.88E-08
5	3.67E-08
5	3.23E-08
5	2.99E-08
5	2.71E-08
5	1.00E-07
5	9.36E-08
5	8.70E-08
5	8.06E-08
5	7.40E-08
5	6.71E-08
5	6.03E-08
5	5.53E-08
5	5.25E-08
5	4.39E-08

Max	**Receptor #**	
1.004E-05	453	Res

Ventura Ranch

P2 (on) - Building Construction Haul or Vendor Risk

Max Cancer Risk Cancer Risk		*Chronic Non Cancer Risk*	
Receptor #	Total Risk/ Million	REL	HI Offroad
392	2.2E-03	5	3.37E-08
393	3.0E-03	5	3.28E-08
394	1.8E-03	5	3.35E-08
395	2.7E-03	5	6.32E-08
396	3.7E-03	5	5.47E-08
397	4.2E-03	5	2.87E-07
398	2.5E-03	5	2.50E-07
399	3.5E-03	5	2.20E-07
400	6.6E-03	5	1.98E-07
401	4.3E-03	5	3.16E-07
402	2.9E-03	5	2.73E-07
403	2.0E-03	5	2.39E-07
404	5.1E-03	5	2.13E-07
405	5.5E-03	5	1.94E-07
406	3.9E-03	5	1.10E-07
407	2.8E-03	5	1.02E-07
408	2.1E-03	5	3.01E-07
409	1.6E-03	5	2.61E-07
410	1.3E-03	5	2.31E-07
411	1.0E-03	5	2.10E-07
412	4.9E-03	5	1.16E-07
413	3.5E-03	5	1.06E-07
414	2.7E-03	5	9.95E-08
415	2.1E-03	5	2.87E-07
416	1.7E-03	5	2.53E-07
417	1.4E-03	5	2.29E-07
418	1.1E-03	5	2.11E-07
419	9.0E-04	5	1.22E-07
420	7.4E-04	5	1.12E-07
421	4.4E-03	5	1.05E-07
422	3.2E-03	5	1.28E-07

Ventura Ranch

P2 (on) - Building Construction Haul or Vendor Risk

Max Cancer Risk Cancer Risk		*Chronic Non Cancer Risk*	
Receptor #	Total Risk/ Million	REL	HI Offroad
423	2.5E-03	5	1.19E-07
424	2.0E-03	5	1.09E-07
425	1.7E-03	5	1.25E-07
426	1.4E-03	5	4.85E-07
427	1.1E-03	5	3.99E-07
428	9.5E-04	5	6.15E-08
429	8.0E-04	5	5.03E-08
430	6.8E-04	5	4.38E-08
431	5.8E-04	5	3.98E-08
432	4.9E-04	5	5.66E-07
433	3.0E-03	5	4.57E-07
434	2.4E-03	5	7.67E-08
435	1.9E-03	5	6.52E-08
436	1.6E-03	5	5.39E-08
437	1.3E-03	5	4.69E-08
438	1.1E-03	5	4.40E-08
439	9.8E-04	5	6.76E-07
440	8.4E-04	5	5.35E-07
441	7.2E-04	5	7.72E-08
442	6.2E-04	5	6.93E-08
443	2.7E-03	5	6.39E-08
444	2.2E-03	5	6.21E-08
445	1.8E-03	5	5.35E-08
446	1.5E-03	5	8.33E-07
447	1.3E-03	5	6.19E-07
448	1.1E-03	5	7.62E-08
449	9.8E-04	5	7.46E-06
450	8.5E-04	5	5.48E-06
451	7.4E-04	5	8.72E-06
452	6.4E-04	5	5.36E-06
453	2.5E-03	5	1.00E-05

Ventura Ranch

P2 (on) - Building Construction Haul or Vendor Risk

Max Cancer Risk Cancer Risk		*Chronic Non Cancer Risk*	
Receptor #	Total Risk/ Million	REL	HI Offroad
454	2.1E-03	5	6.23E-06
455	1.7E-03	5	4.35E-06
456	1.5E-03	5	3.19E-06
457	1.3E-03	5	2.39E-06
458	1.1E-03	5	1.86E-06
459	9.6E-04	5	6.58E-06
460	8.5E-04	5	4.74E-06
461	7.5E-04	5	3.59E-06
462	6.6E-04	5	2.77E-06
463	1.1E-03	5	2.18E-06
464	9.4E-04	5	1.72E-06
465	8.3E-04	5	1.38E-06
466	7.4E-04	5	1.13E-06
467	6.6E-04	5	9.48E-07
0	0.0E+00	5	8.06E-07
0	0.0E+00	5	4.88E-06
0	0.0E+00	5	3.78E-06
0	0.0E+00	5	2.99E-06
0	0.0E+00	5	2.33E-06
0	0.0E+00	5	1.91E-06
0	0.0E+00	5	1.59E-06
0	0.0E+00	5	1.31E-06
0	0.0E+00	5	1.09E-06
0	0.0E+00	5	9.26E-07
0	0.0E+00	5	7.87E-07
0	0.0E+00	5	6.72E-07
0	0.0E+00	5	5.77E-07
0	0.0E+00	5	5.02E-07
0	0.0E+00	5	4.35E-07
0	0.0E+00	5	3.86E-06
0	0.0E+00	5	3.12E-06

Ventura Ranch

P2 (on) - Building Construction Haul or Vendor Risk

Max Cancer Risk Cancer Risk		*Chronic Non Cancer Risk*	
Receptor #	Total Risk/ Million	REL	HI Offroad
0	0.0E+00	5	2.54E-06
0	0.0E+00	5	1.99E-06
0	0.0E+00	5	1.69E-06
0	0.0E+00	5	1.44E-06
0	0.0E+00	5	1.16E-06
0	0.0E+00	5	9.99E-07
0	0.0E+00	5	8.76E-07
0	0.0E+00	5	7.55E-07
0	0.0E+00	5	6.58E-07
0	0.0E+00	5	5.81E-07
0	0.0E+00	5	5.09E-07
0	0.0E+00	5	4.46E-07
0	0.0E+00	5	3.94E-07
0	0.0E+00	5	3.44E-07
0	0.0E+00	5	3.17E-06
0	0.0E+00	5	2.65E-06
0	0.0E+00	5	2.20E-06
0	0.0E+00	5	1.73E-06
0	0.0E+00	5	1.51E-06
0	0.0E+00	5	1.30E-06
0	0.0E+00	5	1.06E-06
0	0.0E+00	5	9.28E-07
0	0.0E+00	5	8.21E-07
0	0.0E+00	5	7.04E-07
0	0.0E+00	5	6.22E-07
0	0.0E+00	5	5.62E-07
0	0.0E+00	5	4.95E-07
0	0.0E+00	5	4.35E-07
0	0.0E+00	5	3.95E-07
0	0.0E+00	5	3.50E-07
0	0.0E+00	5	2.69E-06

Ventura Ranch

P2 (on) - Building Construction Haul or Vendor Risk

Max Cancer Risk Cancer Risk		*Chronic Non Cancer Risk*	
Receptor #	Total Risk/ Million	REL	HI Offroad
0	0.0E+00	5	2.30E-06
0	0.0E+00	5	1.93E-06
0	0.0E+00	5	1.53E-06
0	0.0E+00	5	1.36E-06
0	0.0E+00	5	1.18E-06
0	0.0E+00	5	9.70E-07
0	0.0E+00	5	8.60E-07
0	0.0E+00	5	7.69E-07
0	0.0E+00	5	6.65E-07
0	0.0E+00	5	5.91E-07
0	0.0E+00	5	5.39E-07
0	0.0E+00	5	4.78E-07
0	0.0E+00	5	4.19E-07
0	0.0E+00	5	3.85E-07
0	0.0E+00	5	3.44E-07
0	0.0E+00	5	2.34E-06
0	0.0E+00	5	2.03E-06
0	0.0E+00	5	1.72E-06
0	0.0E+00	5	1.37E-06
0	0.0E+00	5	1.22E-06
0	0.0E+00	5	1.07E-06
0	0.0E+00	5	8.93E-07
0	0.0E+00	5	7.95E-07
0	0.0E+00	5	7.16E-07
0	0.0E+00	5	6.23E-07
0	0.0E+00	5	5.56E-07
0	0.0E+00	5	5.10E-07
0	0.0E+00	5	4.56E-07
0	0.0E+00	5	4.01E-07
0	0.0E+00	5	3.70E-07
0	0.0E+00	5	3.33E-07

Ventura Ranch

P2 (on) - Building Construction Haul or Vendor Risk

Max Cancer Risk Cancer Risk	
Receptor #	Total Risk/ Million
0	0.0E+00
0	0.0E+00
0	0.0E+00
0	0.0E+00
0	0.0E+00
0	0.0E+00
0	0.0E+00
0	0.0E+00
0	0.0E+00
0	0.0E+00
0	0.0E+00
0	0.0E+00
0	0.0E+00
0	0.0E+00
0	0.0E+00
0	0.0E+00

Chronic Non Cancer Risk	
REL	HI Offroad
5	2.09E-06
5	1.82E-06
5	1.54E-06
5	1.24E-06
5	1.11E-06
5	9.83E-07
5	8.20E-07
5	7.33E-07
5	6.66E-07
5	5.84E-07
5	5.23E-07
5	4.83E-07
5	4.34E-07
5	3.80E-07
5	3.54E-07

Ventura Ranch
P2 (on) - Paving

		Cancer Risk from Birth to 2 years								
Receptor #	Conc	g/sec	Cair	Dose Constant	Dose	ED	Risk Constant	Risk	Constant 2	Risk/ Million
361	4.95535	2.52E-03	1.2E-02	1.05E-03	1.31E-05	0.08	1.57E-01	1.69E-07	1.0E+06	1.7E-01
362	6.60902	2.52E-03	1.7E-02	1.05E-03	1.74E-05	0.08	1.57E-01	2.25E-07	1.0E+06	2.2E-01
363	9.04167	2.52E-03	2.3E-02	1.05E-03	2.38E-05	0.08	1.57E-01	3.08E-07	1.0E+06	3.1E-01
364	12.56923	2.52E-03	3.2E-02	1.05E-03	3.31E-05	0.08	1.57E-01	4.28E-07	1.0E+06	4.3E-01
365	4.92029	2.52E-03	1.2E-02	1.05E-03	1.30E-05	0.08	1.57E-01	1.67E-07	1.0E+06	1.7E-01
366	6.62361	2.52E-03	1.7E-02	1.05E-03	1.74E-05	0.08	1.57E-01	2.25E-07	1.0E+06	2.3E-01
367	9.23724	2.52E-03	2.3E-02	1.05E-03	2.43E-05	0.08	1.57E-01	3.14E-07	1.0E+06	3.1E-01
368	13.25394	2.52E-03	3.3E-02	1.05E-03	3.49E-05	0.08	1.57E-01	4.51E-07	1.0E+06	4.5E-01
369	19.34442	2.52E-03	4.9E-02	1.05E-03	5.10E-05	0.08	1.57E-01	6.58E-07	1.0E+06	6.6E-01
370	26.70815	2.52E-03	6.7E-02	1.05E-03	7.03E-05	0.08	1.57E-01	9.09E-07	1.0E+06	9.1E-01
371	4.85045	2.52E-03	1.2E-02	1.05E-03	1.28E-05	0.08	1.57E-01	1.65E-07	1.0E+06	1.7E-01
372	6.55967	2.52E-03	1.7E-02	1.05E-03	1.73E-05	0.08	1.57E-01	2.23E-07	1.0E+06	2.2E-01
373	9.29182	2.52E-03	2.3E-02	1.05E-03	2.45E-05	0.08	1.57E-01	3.16E-07	1.0E+06	3.2E-01
374	13.70233	2.52E-03	3.5E-02	1.05E-03	3.61E-05	0.08	1.57E-01	4.66E-07	1.0E+06	4.7E-01
375	20.62319	2.52E-03	5.2E-02	1.05E-03	5.43E-05	0.08	1.57E-01	7.02E-07	1.0E+06	7.0E-01
376	4.71558	2.52E-03	1.2E-02	1.05E-03	1.24E-05	0.08	1.57E-01	1.60E-07	1.0E+06	1.6E-01
377	6.36714	2.52E-03	1.6E-02	1.05E-03	1.68E-05	0.08	1.57E-01	2.17E-07	1.0E+06	2.2E-01
378	9.11726	2.52E-03	2.3E-02	1.05E-03	2.40E-05	0.08	1.57E-01	3.10E-07	1.0E+06	3.1E-01
379	13.76331	2.52E-03	3.5E-02	1.05E-03	3.63E-05	0.08	1.57E-01	4.68E-07	1.0E+06	4.7E-01
380	21.20363	2.52E-03	5.3E-02	1.05E-03	5.58E-05	0.08	1.57E-01	7.21E-07	1.0E+06	7.2E-01
381	4.51964	2.52E-03	1.1E-02	1.05E-03	1.19E-05	0.08	1.57E-01	1.54E-07	1.0E+06	1.5E-01
382	6.0317	2.52E-03	1.5E-02	1.05E-03	1.59E-05	0.08	1.57E-01	2.05E-07	1.0E+06	2.1E-01
383	8.66046	2.52E-03	2.2E-02	1.05E-03	2.28E-05	0.08	1.57E-01	2.95E-07	1.0E+06	2.9E-01
384	13.39259	2.52E-03	3.4E-02	1.05E-03	3.53E-05	0.08	1.57E-01	4.56E-07	1.0E+06	4.6E-01
385	20.95751	2.52E-03	5.3E-02	1.05E-03	5.52E-05	0.08	1.57E-01	7.13E-07	1.0E+06	7.1E-01
386	4.26391	2.52E-03	1.1E-02	1.05E-03	1.12E-05	0.08	1.57E-01	1.45E-07	1.0E+06	1.5E-01
387	5.58638	2.52E-03	1.4E-02	1.05E-03	1.47E-05	0.08	1.57E-01	1.90E-07	1.0E+06	1.9E-01
388	7.92249	2.52E-03	2.0E-02	1.05E-03	2.09E-05	0.08	1.57E-01	2.70E-07	1.0E+06	2.7E-01
389	12.48668	2.52E-03	3.1E-02	1.05E-03	3.29E-05	0.08	1.57E-01	4.25E-07	1.0E+06	4.2E-01
390	19.56966	2.52E-03	4.9E-02	1.05E-03	5.15E-05	0.08	1.57E-01	6.66E-07	1.0E+06	6.7E-01
391	3.93253	2.52E-03	9.9E-03	1.05E-03	1.04E-05	0.08	1.57E-01	1.34E-07	1.0E+06	1.3E-01

Ventura Ranch
P2 (on) - Paving

							Cancer Risk from Birth to 2 years			
Receptor #	Conc	g/sec	Cair	Dose Constant	Dose	ED	Risk Constant	Risk	Constant 2	Risk/ Million
392	5.06158	2.52E-03	1.3E-02	1.05E-03	1.33E-05	0.08	1.57E-01	1.72E-07	1.0E+06	1.7E-01
393	6.9871	2.52E-03	1.8E-02	1.05E-03	1.84E-05	0.08	1.57E-01	2.38E-07	1.0E+06	2.4E-01
394	10.85662	2.52E-03	2.7E-02	1.05E-03	2.86E-05	0.08	1.57E-01	3.69E-07	1.0E+06	3.7E-01
395	3.5121	2.52E-03	8.9E-03	1.05E-03	9.25E-06	0.08	1.57E-01	1.19E-07	1.0E+06	1.2E-01
396	4.4386	2.52E-03	1.1E-02	1.05E-03	1.17E-05	0.08	1.57E-01	1.51E-07	1.0E+06	1.5E-01
397	5.92027	2.52E-03	1.5E-02	1.05E-03	1.56E-05	0.08	1.57E-01	2.01E-07	1.0E+06	2.0E-01
398	8.53013	2.52E-03	2.1E-02	1.05E-03	2.25E-05	0.08	1.57E-01	2.90E-07	1.0E+06	2.9E-01
399	3.01666	2.52E-03	7.6E-03	1.05E-03	7.95E-06	0.08	1.57E-01	1.03E-07	1.0E+06	1.0E-01
400	3.70911	2.52E-03	9.3E-03	1.05E-03	9.77E-06	0.08	1.57E-01	1.26E-07	1.0E+06	1.3E-01
401	4.72649	2.52E-03	1.2E-02	1.05E-03	1.24E-05	0.08	1.57E-01	1.61E-07	1.0E+06	1.6E-01
402	6.33119	2.52E-03	1.6E-02	1.05E-03	1.67E-05	0.08	1.57E-01	2.15E-07	1.0E+06	2.2E-01
403	8.69245	2.52E-03	2.2E-02	1.05E-03	2.29E-05	0.08	1.57E-01	2.96E-07	1.0E+06	3.0E-01
404	2.52916	2.52E-03	6.4E-03	1.05E-03	6.66E-06	0.08	1.57E-01	8.60E-08	1.0E+06	8.6E-02
405	3.01318	2.52E-03	7.6E-03	1.05E-03	7.94E-06	0.08	1.57E-01	1.03E-07	1.0E+06	1.0E-01
406	3.66982	2.52E-03	9.2E-03	1.05E-03	9.67E-06	0.08	1.57E-01	1.25E-07	1.0E+06	1.2E-01
407	4.64158	2.52E-03	1.2E-02	1.05E-03	1.22E-05	0.08	1.57E-01	1.58E-07	1.0E+06	1.6E-01
408	6.30457	2.52E-03	1.6E-02	1.05E-03	1.66E-05	0.08	1.57E-01	2.14E-07	1.0E+06	2.1E-01
409	9.60755	2.52E-03	2.4E-02	1.05E-03	2.53E-05	0.08	1.57E-01	3.27E-07	1.0E+06	3.3E-01
410	14.47449	2.52E-03	3.6E-02	1.05E-03	3.81E-05	0.08	1.57E-01	4.92E-07	1.0E+06	4.9E-01
411	20.04682	2.52E-03	5.1E-02	1.05E-03	5.28E-05	0.08	1.57E-01	6.82E-07	1.0E+06	6.8E-01
412	2.45399	2.52E-03	6.2E-03	1.05E-03	6.46E-06	0.08	1.57E-01	8.35E-08	1.0E+06	8.3E-02
413	2.90731	2.52E-03	7.3E-03	1.05E-03	7.66E-06	0.08	1.57E-01	9.89E-08	1.0E+06	9.9E-02
414	3.55702	2.52E-03	9.0E-03	1.05E-03	9.37E-06	0.08	1.57E-01	1.21E-07	1.0E+06	1.2E-01
415	4.57946	2.52E-03	1.2E-02	1.05E-03	1.21E-05	0.08	1.57E-01	1.56E-07	1.0E+06	1.6E-01
416	6.25577	2.52E-03	1.6E-02	1.05E-03	1.65E-05	0.08	1.57E-01	2.13E-07	1.0E+06	2.1E-01
417	8.79078	2.52E-03	2.2E-02	1.05E-03	2.32E-05	0.08	1.57E-01	2.99E-07	1.0E+06	3.0E-01
418	12.21996	2.52E-03	3.1E-02	1.05E-03	3.22E-05	0.08	1.57E-01	4.16E-07	1.0E+06	4.2E-01
419	16.64768	2.52E-03	4.2E-02	1.05E-03	4.38E-05	0.08	1.57E-01	5.66E-07	1.0E+06	5.7E-01
420	22.21128	2.52E-03	5.6E-02	1.05E-03	5.85E-05	0.08	1.57E-01	7.56E-07	1.0E+06	7.6E-01
421	2.01359	2.52E-03	5.1E-03	1.05E-03	5.30E-06	0.08	1.57E-01	6.85E-08	1.0E+06	6.8E-02
422	2.36266	2.52E-03	6.0E-03	1.05E-03	6.22E-06	0.08	1.57E-01	8.04E-08	1.0E+06	8.0E-02

Ventura Ranch
P2 (on) - Paving

		Cancer Risk from Birth to 2 years								
Receptor #	Conc	g/sec	Cair	Dose Constant	Dose	ED	Risk Constant	Risk	Constant 2	Risk/ Million
423	2.8288	2.52E-03	7.1E-03	1.05E-03	7.45E-06	0.08	1.57E-01	9.62E-08	1.0E+06	9.6E-02
424	3.50789	2.52E-03	8.8E-03	1.05E-03	9.24E-06	0.08	1.57E-01	1.19E-07	1.0E+06	1.2E-01
425	4.51688	2.52E-03	1.1E-02	1.05E-03	1.19E-05	0.08	1.57E-01	1.54E-07	1.0E+06	1.5E-01
426	5.97658	2.52E-03	1.5E-02	1.05E-03	1.57E-05	0.08	1.57E-01	2.03E-07	1.0E+06	2.0E-01
427	8.0194	2.52E-03	2.0E-02	1.05E-03	2.11E-05	0.08	1.57E-01	2.73E-07	1.0E+06	2.7E-01
428	10.81122	2.52E-03	2.7E-02	1.05E-03	2.85E-05	0.08	1.57E-01	3.68E-07	1.0E+06	3.7E-01
429	14.68489	2.52E-03	3.7E-02	1.05E-03	3.87E-05	0.08	1.57E-01	5.00E-07	1.0E+06	5.0E-01
430	20.3348	2.52E-03	5.1E-02	1.05E-03	5.36E-05	0.08	1.57E-01	6.92E-07	1.0E+06	6.9E-01
431	28.50824	2.52E-03	7.2E-02	1.05E-03	7.51E-05	0.08	1.57E-01	9.70E-07	1.0E+06	9.7E-01
432	37.03231	2.52E-03	9.3E-02	1.05E-03	9.75E-05	0.08	1.57E-01	1.26E-06	1.0E+06	1.3E+00
433	1.96017	2.52E-03	4.9E-03	1.05E-03	5.16E-06	0.08	1.57E-01	6.67E-08	1.0E+06	6.7E-02
434	2.31353	2.52E-03	5.8E-03	1.05E-03	6.09E-06	0.08	1.57E-01	7.87E-08	1.0E+06	7.9E-02
435	2.80067	2.52E-03	7.1E-03	1.05E-03	7.38E-06	0.08	1.57E-01	9.53E-08	1.0E+06	9.5E-02
436	3.48267	2.52E-03	8.8E-03	1.05E-03	9.17E-06	0.08	1.57E-01	1.18E-07	1.0E+06	1.2E-01
437	4.43222	2.52E-03	1.1E-02	1.05E-03	1.17E-05	0.08	1.57E-01	1.51E-07	1.0E+06	1.5E-01
438	5.75867	2.52E-03	1.5E-02	1.05E-03	1.52E-05	0.08	1.57E-01	1.96E-07	1.0E+06	2.0E-01
439	7.64932	2.52E-03	1.9E-02	1.05E-03	2.01E-05	0.08	1.57E-01	2.60E-07	1.0E+06	2.6E-01
440	10.47736	2.52E-03	2.6E-02	1.05E-03	2.76E-05	0.08	1.57E-01	3.56E-07	1.0E+06	3.6E-01
441	14.98847	2.52E-03	3.8E-02	1.05E-03	3.95E-05	0.08	1.57E-01	5.10E-07	1.0E+06	5.1E-01
442	22.02393	2.52E-03	5.5E-02	1.05E-03	5.80E-05	0.08	1.57E-01	7.49E-07	1.0E+06	7.5E-01
443	1.65254	2.52E-03	4.2E-03	1.05E-03	4.35E-06	0.08	1.57E-01	5.62E-08	1.0E+06	5.6E-02
444	1.93104	2.52E-03	4.9E-03	1.05E-03	5.09E-06	0.08	1.57E-01	6.57E-08	1.0E+06	6.6E-02
445	2.30102	2.52E-03	5.8E-03	1.05E-03	6.06E-06	0.08	1.57E-01	7.83E-08	1.0E+06	7.8E-02
446	2.8	2.52E-03	7.1E-03	1.05E-03	7.37E-06	0.08	1.57E-01	9.53E-08	1.0E+06	9.5E-02
447	3.47822	2.52E-03	8.8E-03	1.05E-03	9.16E-06	0.08	1.57E-01	1.18E-07	1.0E+06	1.2E-01
448	4.41588	2.52E-03	1.1E-02	1.05E-03	1.16E-05	0.08	1.57E-01	1.50E-07	1.0E+06	1.5E-01
449	5.7775	2.52E-03	1.5E-02	1.05E-03	1.52E-05	0.08	1.57E-01	1.97E-07	1.0E+06	2.0E-01
450	7.94154	2.52E-03	2.0E-02	1.05E-03	2.09E-05	0.08	1.57E-01	2.70E-07	1.0E+06	2.7E-01
451	11.77185	2.52E-03	3.0E-02	1.05E-03	3.10E-05	0.08	1.57E-01	4.00E-07	1.0E+06	4.0E-01
452	18.09618	2.52E-03	4.6E-02	1.05E-03	4.77E-05	0.08	1.57E-01	6.16E-07	1.0E+06	6.2E-01
453	1.39658	2.52E-03	3.5E-03	1.05E-03	3.68E-06	0.08	1.57E-01	4.75E-08	1.0E+06	4.8E-02

Ventura Ranch
P2 (on) - Paving

							Cancer Risk from Birth to 2 years			
Receptor #	Conc	g/sec	Cair	Dose Constant	Dose	ED	Risk Constant	Risk	Constant 2	Risk/ Million
454	1.6219	2.52E-03	4.1E-03	1.05E-03	4.27E-06	0.08	1.57E-01	5.52E-08	1.0E+06	5.5E-02
455	1.91757	2.52E-03	4.8E-03	1.05E-03	5.05E-06	0.08	1.57E-01	6.52E-08	1.0E+06	6.5E-02
456	2.30378	2.52E-03	5.8E-03	1.05E-03	6.07E-06	0.08	1.57E-01	7.84E-08	1.0E+06	7.8E-02
457	2.81716	2.52E-03	7.1E-03	1.05E-03	7.42E-06	0.08	1.57E-01	9.58E-08	1.0E+06	9.6E-02
458	3.52035	2.52E-03	8.9E-03	1.05E-03	9.27E-06	0.08	1.57E-01	1.20E-07	1.0E+06	1.2E-01
459	4.5357	2.52E-03	1.1E-02	1.05E-03	1.19E-05	0.08	1.57E-01	1.54E-07	1.0E+06	1.5E-01
460	6.16797	2.52E-03	1.6E-02	1.05E-03	1.62E-05	0.08	1.57E-01	2.10E-07	1.0E+06	2.1E-01
461	9.27403	2.52E-03	2.3E-02	1.05E-03	2.44E-05	0.08	1.57E-01	3.15E-07	1.0E+06	3.2E-01
462	14.63239	2.52E-03	3.7E-02	1.05E-03	3.85E-05	0.08	1.57E-01	4.98E-07	1.0E+06	5.0E-01
463	2.83771	2.52E-03	7.2E-03	1.05E-03	7.47E-06	0.08	1.57E-01	9.65E-08	1.0E+06	9.7E-02
464	3.60056	2.52E-03	9.1E-03	1.05E-03	9.48E-06	0.08	1.57E-01	1.22E-07	1.0E+06	1.2E-01
465	4.78728	2.52E-03	1.2E-02	1.05E-03	1.26E-05	0.08	1.57E-01	1.63E-07	1.0E+06	1.6E-01
466	6.91251	2.52E-03	1.7E-02	1.05E-03	1.82E-05	0.08	1.57E-01	2.35E-07	1.0E+06	2.4E-01
467	10.10183	2.52E-03	2.5E-02	1.05E-03	2.66E-05	0.08	1.57E-01	3.44E-07	1.0E+06	3.4E-01
0	0	2.52E-03	0.0E+00	1.05E-03	0.00E+00	0.08	1.57E-01	0.00E+00	1.0E+06	0.0E+00
0	0	2.52E-03	0.0E+00	1.05E-03	0.00E+00	0.08	1.57E-01	0.00E+00	1.0E+06	0.0E+00
0	0	2.52E-03	0.0E+00	1.05E-03	0.00E+00	0.08	1.57E-01	0.00E+00	1.0E+06	0.0E+00
0	0	2.52E-03	0.0E+00	1.05E-03	0.00E+00	0.08	1.57E-01	0.00E+00	1.0E+06	0.0E+00
0	0	2.52E-03	0.0E+00	1.05E-03	0.00E+00	0.08	1.57E-01	0.00E+00	1.0E+06	0.0E+00
0	0	2.52E-03	0.0E+00	1.05E-03	0.00E+00	0.08	1.57E-01	0.00E+00	1.0E+06	0.0E+00
0	0	2.52E-03	0.0E+00	1.05E-03	0.00E+00	0.08	1.57E-01	0.00E+00	1.0E+06	0.0E+00
0	0	2.52E-03	0.0E+00	1.05E-03	0.00E+00	0.08	1.57E-01	0.00E+00	1.0E+06	0.0E+00
0	0	2.52E-03	0.0E+00	1.05E-03	0.00E+00	0.08	1.57E-01	0.00E+00	1.0E+06	0.0E+00
0	0	2.52E-03	0.0E+00	1.05E-03	0.00E+00	0.08	1.57E-01	0.00E+00	1.0E+06	0.0E+00
0	0	2.52E-03	0.0E+00	1.05E-03	0.00E+00	0.08	1.57E-01	0.00E+00	1.0E+06	0.0E+00
0	0	2.52E-03	0.0E+00	1.05E-03	0.00E+00	0.08	1.57E-01	0.00E+00	1.0E+06	0.0E+00
0	0	2.52E-03	0.0E+00	1.05E-03	0.00E+00	0.08	1.57E-01	0.00E+00	1.0E+06	0.0E+00
0	0	2.52E-03	0.0E+00	1.05E-03	0.00E+00	0.08	1.57E-01	0.00E+00	1.0E+06	0.0E+00
0	0	2.52E-03	0.0E+00	1.05E-03	0.00E+00	0.08	1.57E-01	0.00E+00	1.0E+06	0.0E+00
0	0	2.52E-03	0.0E+00	1.05E-03	0.00E+00	0.08	1.57E-01	0.00E+00	1.0E+06	0.0E+00
0	0	2.52E-03	0.0E+00	1.05E-03	0.00E+00	0.08	1.57E-01	0.00E+00	1.0E+06	0.0E+00
0	0	2.52E-03	0.0E+00	1.05E-03	0.00E+00	0.08	1.57E-01	0.00E+00	1.0E+06	0.0E+00

Ventura Ranch
P2 (on) - Paving

					Cancer Risk from Birth to 2 years					
Receptor #	Conc	g/sec	Cair	Dose Constant	Dose	ED	Risk Constant	Risk	Constant 2	Risk/ Million
0	0	2.52E-03	0.0E+00	1.05E-03	0.00E+00	0.08	1.57E-01	0.00E+00	1.0E+06	0.0E+00
0	0	2.52E-03	0.0E+00	1.05E-03	0.00E+00	0.08	1.57E-01	0.00E+00	1.0E+06	0.0E+00
0	0	2.52E-03	0.0E+00	1.05E-03	0.00E+00	0.08	1.57E-01	0.00E+00	1.0E+06	0.0E+00
0	0	2.52E-03	0.0E+00	1.05E-03	0.00E+00	0.08	1.57E-01	0.00E+00	1.0E+06	0.0E+00
0	0	2.52E-03	0.0E+00	1.05E-03	0.00E+00	0.08	1.57E-01	0.00E+00	1.0E+06	0.0E+00
0	0	2.52E-03	0.0E+00	1.05E-03	0.00E+00	0.08	1.57E-01	0.00E+00	1.0E+06	0.0E+00
0	0	2.52E-03	0.0E+00	1.05E-03	0.00E+00	0.08	1.57E-01	0.00E+00	1.0E+06	0.0E+00
0	0	2.52E-03	0.0E+00	1.05E-03	0.00E+00	0.08	1.57E-01	0.00E+00	1.0E+06	0.0E+00
0	0	2.52E-03	0.0E+00	1.05E-03	0.00E+00	0.08	1.57E-01	0.00E+00	1.0E+06	0.0E+00
0	0	2.52E-03	0.0E+00	1.05E-03	0.00E+00	0.08	1.57E-01	0.00E+00	1.0E+06	0.0E+00
0	0	2.52E-03	0.0E+00	1.05E-03	0.00E+00	0.08	1.57E-01	0.00E+00	1.0E+06	0.0E+00
0	0	2.52E-03	0.0E+00	1.05E-03	0.00E+00	0.08	1.57E-01	0.00E+00	1.0E+06	0.0E+00
0	0	2.52E-03	0.0E+00	1.05E-03	0.00E+00	0.08	1.57E-01	0.00E+00	1.0E+06	0.0E+00
0	0	2.52E-03	0.0E+00	1.05E-03	0.00E+00	0.08	1.57E-01	0.00E+00	1.0E+06	0.0E+00
0	0	2.52E-03	0.0E+00	1.05E-03	0.00E+00	0.08	1.57E-01	0.00E+00	1.0E+06	0.0E+00
0	0	2.52E-03	0.0E+00	1.05E-03	0.00E+00	0.08	1.57E-01	0.00E+00	1.0E+06	0.0E+00
0	0	2.52E-03	0.0E+00	1.05E-03	0.00E+00	0.08	1.57E-01	0.00E+00	1.0E+06	0.0E+00
0	0	2.52E-03	0.0E+00	1.05E-03	0.00E+00	0.08	1.57E-01	0.00E+00	1.0E+06	0.0E+00
0	0	2.52E-03	0.0E+00	1.05E-03	0.00E+00	0.08	1.57E-01	0.00E+00	1.0E+06	0.0E+00
0	0	2.52E-03	0.0E+00	1.05E-03	0.00E+00	0.08	1.57E-01	0.00E+00	1.0E+06	0.0E+00
0	0	2.52E-03	0.0E+00	1.05E-03	0.00E+00	0.08	1.57E-01	0.00E+00	1.0E+06	0.0E+00
0	0	2.52E-03	0.0E+00	1.05E-03	0.00E+00	0.08	1.57E-01	0.00E+00	1.0E+06	0.0E+00
0	0	2.52E-03	0.0E+00	1.05E-03	0.00E+00	0.08	1.57E-01	0.00E+00	1.0E+06	0.0E+00
0	0	2.52E-03	0.0E+00	1.05E-03	0.00E+00	0.08	1.57E-01	0.00E+00	1.0E+06	0.0E+00
0	0	2.52E-03	0.0E+00	1.05E-03	0.00E+00	0.08	1.57E-01	0.00E+00	1.0E+06	0.0E+00
0	0	2.52E-03	0.0E+00	1.05E-03	0.00E+00	0.08	1.57E-01	0.00E+00	1.0E+06	0.0E+00
0	0	2.52E-03	0.0E+00	1.05E-03	0.00E+00	0.08	1.57E-01	0.00E+00	1.0E+06	0.0E+00
0	0	2.52E-03	0.0E+00	1.05E-03	0.00E+00	0.08	1.57E-01	0.00E+00	1.0E+06	0.0E+00
0	0	2.52E-03	0.0E+00	1.05E-03	0.00E+00	0.08	1.57E-01	0.00E+00	1.0E+06	0.0E+00
0	0	2.52E-03	0.0E+00	1.05E-03	0.00E+00	0.08	1.57E-01	0.00E+00	1.0E+06	0.0E+00
0	0	2.52E-03	0.0E+00	1.05E-03	0.00E+00	0.08	1.57E-01	0.00E+00	1.0E+06	0.0E+00
0	0	2.52E-03	0.0E+00	1.05E-03	0.00E+00	0.08	1.57E-01	0.00E+00	1.0E+06	0.0E+00
0	0	2.52E-03	0.0E+00	1.05E-03	0.00E+00	0.08	1.57E-01	0.00E+00	1.0E+06	0.0E+00
0	0	2.52E-03	0.0E+00	1.05E-03	0.00E+00	0.08	1.57E-01	0.00E+00	1.0E+06	0.0E+00
0	0	2.52E-03	0.0E+00	1.05E-03	0.00E+00	0.08	1.57E-01	0.00E+00	1.0E+06	0.0E+00
0	0	2.52E-03	0.0E+00	1.05E-03	0.00E+00	0.08	1.57E-01	0.00E+00	1.0E+06	0.0E+00
0	0	2.52E-03	0.0E+00	1.05E-03	0.00E+00	0.08	1.57E-01	0.00E+00	1.0E+06	0.0E+00

Ventura Ranch
P2 (on) - Paving

					Cancer Risk from Birth to 2 years					
Receptor #	Conc	g/sec	Cair	Dose Constant	Dose	ED	Risk Constant	Risk	Constant 2	Risk/ Million
0	0	2.52E-03	0.0E+00	1.05E-03	0.00E+00	0.08	1.57E-01	0.00E+00	1.0E+06	0.0E+00
0	0	2.52E-03	0.0E+00	1.05E-03	0.00E+00	0.08	1.57E-01	0.00E+00	1.0E+06	0.0E+00
0	0	2.52E-03	0.0E+00	1.05E-03	0.00E+00	0.08	1.57E-01	0.00E+00	1.0E+06	0.0E+00
0	0	2.52E-03	0.0E+00	1.05E-03	0.00E+00	0.08	1.57E-01	0.00E+00	1.0E+06	0.0E+00
0	0	2.52E-03	0.0E+00	1.05E-03	0.00E+00	0.08	1.57E-01	0.00E+00	1.0E+06	0.0E+00
0	0	2.52E-03	0.0E+00	1.05E-03	0.00E+00	0.08	1.57E-01	0.00E+00	1.0E+06	0.0E+00
0	0	2.52E-03	0.0E+00	1.05E-03	0.00E+00	0.08	1.57E-01	0.00E+00	1.0E+06	0.0E+00
0	0	2.52E-03	0.0E+00	1.05E-03	0.00E+00	0.08	1.57E-01	0.00E+00	1.0E+06	0.0E+00
0	0	2.52E-03	0.0E+00	1.05E-03	0.00E+00	0.08	1.57E-01	0.00E+00	1.0E+06	0.0E+00
0	0	2.52E-03	0.0E+00	1.05E-03	0.00E+00	0.08	1.57E-01	0.00E+00	1.0E+06	0.0E+00
0	0	2.52E-03	0.0E+00	1.05E-03	0.00E+00	0.08	1.57E-01	0.00E+00	1.0E+06	0.0E+00
0	0	2.52E-03	0.0E+00	1.05E-03	0.00E+00	0.08	1.57E-01	0.00E+00	1.0E+06	0.0E+00
0	0	2.52E-03	0.0E+00	1.05E-03	0.00E+00	0.08	1.57E-01	0.00E+00	1.0E+06	0.0E+00
0	0	2.52E-03	0.0E+00	1.05E-03	0.00E+00	0.08	1.57E-01	0.00E+00	1.0E+06	0.0E+00
0	0	2.52E-03	0.0E+00	1.05E-03	0.00E+00	0.08	1.57E-01	0.00E+00	1.0E+06	0.0E+00
0	0	2.52E-03	0.0E+00	1.05E-03	0.00E+00	0.08	1.57E-01	0.00E+00	1.0E+06	0.0E+00
0	0	2.52E-03	0.0E+00	1.05E-03	0.00E+00	0.08	1.57E-01	0.00E+00	1.0E+06	0.0E+00
0	0	2.52E-03	0.0E+00	1.05E-03	0.00E+00	0.08	1.57E-01	0.00E+00	1.0E+06	0.0E+00
0	0	2.52E-03	0.0E+00	1.05E-03	0.00E+00	0.08	1.57E-01	0.00E+00	1.0E+06	0.0E+00
0	0	2.52E-03	0.0E+00	1.05E-03	0.00E+00	0.08	1.57E-01	0.00E+00	1.0E+06	0.0E+00
0	0	2.52E-03	0.0E+00	1.05E-03	0.00E+00	0.08	1.57E-01	0.00E+00	1.0E+06	0.0E+00
0	0	2.52E-03	0.0E+00	1.05E-03	0.00E+00	0.08	1.57E-01	0.00E+00	1.0E+06	0.0E+00
0	0	2.52E-03	0.0E+00	1.05E-03	0.00E+00	0.08	1.57E-01	0.00E+00	1.0E+06	0.0E+00
0	0	2.52E-03	0.0E+00	1.05E-03	0.00E+00	0.08	1.57E-01	0.00E+00	1.0E+06	0.0E+00
0	0	2.52E-03	0.0E+00	1.05E-03	0.00E+00	0.08	1.57E-01	0.00E+00	1.0E+06	0.0E+00
0	0	2.52E-03	0.0E+00	1.05E-03	0.00E+00	0.08	1.57E-01	0.00E+00	1.0E+06	0.0E+00
0	0	2.52E-03	0.0E+00	1.05E-03	0.00E+00	0.08	1.57E-01	0.00E+00	1.0E+06	0.0E+00
0	0	2.52E-03	0.0E+00	1.05E-03	0.00E+00	0.08	1.57E-01	0.00E+00	1.0E+06	0.0E+00
0	0	2.52E-03	0.0E+00	1.05E-03	0.00E+00	0.08	1.57E-01	0.00E+00	1.0E+06	0.0E+00
0	0	2.52E-03	0.0E+00	1.05E-03	0.00E+00	0.08	1.57E-01	0.00E+00	1.0E+06	0.0E+00
0	0	2.52E-03	0.0E+00	1.05E-03	0.00E+00	0.08	1.57E-01	0.00E+00	1.0E+06	0.0E+00
0	0	2.52E-03	0.0E+00	1.05E-03	0.00E+00	0.08	1.57E-01	0.00E+00	1.0E+06	0.0E+00
0	0	2.52E-03	0.0E+00	1.05E-03	0.00E+00	0.08	1.57E-01	0.00E+00	1.0E+06	0.0E+00
0	0	2.52E-03	0.0E+00	1.05E-03	0.00E+00	0.08	1.57E-01	0.00E+00	1.0E+06	0.0E+00
0	0	2.52E-03	0.0E+00	1.05E-03	0.00E+00	0.08	1.57E-01	0.00E+00	1.0E+06	0.0E+00
0	0	2.52E-03	0.0E+00	1.05E-03	0.00E+00	0.08	1.57E-01	0.00E+00	1.0E+06	0.0E+00
0	0	2.52E-03	0.0E+00	1.05E-03	0.00E+00	0.08	1.57E-01	0.00E+00	1.0E+06	0.0E+00

Ventura Ranch
P2 (on) - Paving

		Cancer Risk from Birth to 2 years								
Receptor #	Conc	g/sec	Cair	Dose Constant	Dose	ED	Risk Constant	Risk	Constant 2	Risk/ Million
0	0	2.52E-03	0.0E+00	1.05E-03	0.00E+00	0.08	1.57E-01	0.00E+00	1.0E+06	0.0E+00
0	0	2.52E-03	0.0E+00	1.05E-03	0.00E+00	0.08	1.57E-01	0.00E+00	1.0E+06	0.0E+00
0	0	2.52E-03	0.0E+00	1.05E-03	0.00E+00	0.08	1.57E-01	0.00E+00	1.0E+06	0.0E+00
0	0	2.52E-03	0.0E+00	1.05E-03	0.00E+00	0.08	1.57E-01	0.00E+00	1.0E+06	0.0E+00
0	0	2.52E-03	0.0E+00	1.05E-03	0.00E+00	0.08	1.57E-01	0.00E+00	1.0E+06	0.0E+00
0	0	2.52E-03	0.0E+00	1.05E-03	0.00E+00	0.08	1.57E-01	0.00E+00	1.0E+06	0.0E+00
0	0	2.52E-03	0.0E+00	1.05E-03	0.00E+00	0.08	1.57E-01	0.00E+00	1.0E+06	0.0E+00
0	0	2.52E-03	0.0E+00	1.05E-03	0.00E+00	0.08	1.57E-01	0.00E+00	1.0E+06	0.0E+00
0	0	2.52E-03	0.0E+00	1.05E-03	0.00E+00	0.08	1.57E-01	0.00E+00	1.0E+06	0.0E+00
0	0	2.52E-03	0.0E+00	1.05E-03	0.00E+00	0.08	1.57E-01	0.00E+00	1.0E+06	0.0E+00
0	0	2.52E-03	0.0E+00	1.05E-03	0.00E+00	0.08	1.57E-01	0.00E+00	1.0E+06	0.0E+00
0	0	2.52E-03	0.0E+00	1.05E-03	0.00E+00	0.08	1.57E-01	0.00E+00	1.0E+06	0.0E+00
0	0	2.52E-03	0.0E+00	1.05E-03	0.00E+00	0.08	1.57E-01	0.00E+00	1.0E+06	0.0E+00
0	0	2.52E-03	0.0E+00	1.05E-03	0.00E+00	0.08	1.57E-01	0.00E+00	1.0E+06	0.0E+00
0	0	2.52E-03	0.0E+00	1.05E-03	0.00E+00	0.08	1.57E-01	0.00E+00	1.0E+06	0.0E+00
0	0	2.52E-03	0.0E+00	1.05E-03	0.00E+00	0.08	1.57E-01	0.00E+00	1.0E+06	0.0E+00
0	0	2.52E-03	0.0E+00	1.05E-03	0.00E+00	0.08	1.57E-01	0.00E+00	1.0E+06	0.0E+00

Ventura Ranch
P2 (on) - Paving

Max Cancer Risk Cancer Risk	
Receptor #	**Total Risk/ Million**
361	1.7E-01
362	2.2E-01
363	3.1E-01
364	4.3E-01
365	1.7E-01
366	2.3E-01
367	3.1E-01
368	4.5E-01
369	6.6E-01
370	9.1E-01
371	1.7E-01
372	2.2E-01
373	3.2E-01
374	4.7E-01
375	7.0E-01
376	1.6E-01
377	2.2E-01
378	3.1E-01
379	4.7E-01
380	7.2E-01
381	1.5E-01
382	2.1E-01
383	2.9E-01
384	4.6E-01
385	7.1E-01
386	1.5E-01
387	1.9E-01
388	2.7E-01
389	4.2E-01
390	6.7E-01
391	1.3E-01

Max	**Receptor #**	
1.260	432	Res

Chronic Non Cancer Risk	
REL	**HI Offroad**
5	2.50E-03
5	3.33E-03
5	4.56E-03
5	6.33E-03
5	2.48E-03
5	3.34E-03
5	4.66E-03
5	6.68E-03
5	9.75E-03
5	1.35E-02
5	2.44E-03
5	3.31E-03
5	4.68E-03
5	6.91E-03
5	1.04E-02
5	2.38E-03
5	3.21E-03
5	4.60E-03
5	6.94E-03
5	1.07E-02
5	2.28E-03
5	3.04E-03
5	4.36E-03
5	6.75E-03
5	1.06E-02
5	2.15E-03
5	2.82E-03
5	3.99E-03
5	6.29E-03
5	9.86E-03
5	1.98E-03

Max	**Receptor #**	
1.866E-02	432	Res

Ventura Ranch
P2 (on) - Paving

Max Cancer Risk Cancer Risk		*Chronic Non Cancer Risk*	
Receptor #	Total Risk/ Million	REL	HI Offroad
392	1.7E-01	5	2.55E-03
393	2.4E-01	5	3.52E-03
394	3.7E-01	5	5.47E-03
395	1.2E-01	5	1.77E-03
396	1.5E-01	5	2.24E-03
397	2.0E-01	5	2.98E-03
398	2.9E-01	5	4.30E-03
399	1.0E-01	5	1.52E-03
400	1.3E-01	5	1.87E-03
401	1.6E-01	5	2.38E-03
402	2.2E-01	5	3.19E-03
403	3.0E-01	5	4.38E-03
404	8.6E-02	5	1.27E-03
405	1.0E-01	5	1.52E-03
406	1.2E-01	5	1.85E-03
407	1.6E-01	5	2.34E-03
408	2.1E-01	5	3.18E-03
409	3.3E-01	5	4.84E-03
410	4.9E-01	5	7.30E-03
411	6.8E-01	5	1.01E-02
412	8.3E-02	5	1.24E-03
413	9.9E-02	5	1.47E-03
414	1.2E-01	5	1.79E-03
415	1.6E-01	5	2.31E-03
416	2.1E-01	5	3.15E-03
417	3.0E-01	5	4.43E-03
418	4.2E-01	5	6.16E-03
419	5.7E-01	5	8.39E-03
420	7.6E-01	5	1.12E-02
421	6.8E-02	5	1.01E-03
422	8.0E-02	5	1.19E-03

Ventura Ranch
P2 (on) - Paving

Max Cancer Risk Cancer Risk		*Chronic Non Cancer Risk*	
Receptor #	Total Risk/ Million	REL	HI Offroad
423	9.6E-02	5	1.43E-03
424	1.2E-01	5	1.77E-03
425	1.5E-01	5	2.28E-03
426	2.0E-01	5	3.01E-03
427	2.7E-01	5	4.04E-03
428	3.7E-01	5	5.45E-03
429	5.0E-01	5	7.40E-03
430	6.9E-01	5	1.02E-02
431	9.7E-01	5	1.44E-02
432	1.3E+00	5	1.87E-02
433	6.7E-02	5	9.88E-04
434	7.9E-02	5	1.17E-03
435	9.5E-02	5	1.41E-03
436	1.2E-01	5	1.76E-03
437	1.5E-01	5	2.23E-03
438	2.0E-01	5	2.90E-03
439	2.6E-01	5	3.86E-03
440	3.6E-01	5	5.28E-03
441	5.1E-01	5	7.55E-03
442	7.5E-01	5	1.11E-02
443	5.6E-02	5	8.33E-04
444	6.6E-02	5	9.73E-04
445	7.8E-02	5	1.16E-03
446	9.5E-02	5	1.41E-03
447	1.2E-01	5	1.75E-03
448	1.5E-01	5	2.23E-03
449	2.0E-01	5	2.91E-03
450	2.7E-01	5	4.00E-03
451	4.0E-01	5	5.93E-03
452	6.2E-01	5	9.12E-03
453	4.8E-02	5	7.04E-04

Ventura Ranch
P2 (on) - Paving

Max Cancer Risk Cancer Risk		*Chronic Non Cancer Risk*	
Receptor #	Total Risk/ Million	REL	HI Offroad
454	5.5E-02	5	8.17E-04
455	6.5E-02	5	9.66E-04
456	7.8E-02	5	1.16E-03
457	9.6E-02	5	1.42E-03
458	1.2E-01	5	1.77E-03
459	1.5E-01	5	2.29E-03
460	2.1E-01	5	3.11E-03
461	3.2E-01	5	4.67E-03
462	5.0E-01	5	7.37E-03
463	9.7E-02	5	1.43E-03
464	1.2E-01	5	1.81E-03
465	1.6E-01	5	2.41E-03
466	2.4E-01	5	3.48E-03
467	3.4E-01	5	5.09E-03
0	0.0E+00	5	0.00E+00
0	0.0E+00	5	0.00E+00
0	0.0E+00	5	0.00E+00
0	0.0E+00	5	0.00E+00
0	0.0E+00	5	0.00E+00
0	0.0E+00	5	0.00E+00
0	0.0E+00	5	0.00E+00
0	0.0E+00	5	0.00E+00
0	0.0E+00	5	0.00E+00
0	0.0E+00	5	0.00E+00
0	0.0E+00	5	0.00E+00
0	0.0E+00	5	0.00E+00
0	0.0E+00	5	0.00E+00
0	0.0E+00	5	0.00E+00
0	0.0E+00	5	0.00E+00
0	0.0E+00	5	0.00E+00

Ventura Ranch
P2 (on) - Paving

Max Cancer Risk Cancer Risk		*Chronic Non Cancer Risk*	
Receptor #	Total Risk/ Million	REL	HI Offroad
0	0.0E+00	5	0.00E+00
0	0.0E+00	5	0.00E+00
0	0.0E+00	5	0.00E+00
0	0.0E+00	5	0.00E+00
0	0.0E+00	5	0.00E+00
0	0.0E+00	5	0.00E+00
0	0.0E+00	5	0.00E+00
0	0.0E+00	5	0.00E+00
0	0.0E+00	5	0.00E+00
0	0.0E+00	5	0.00E+00
0	0.0E+00	5	0.00E+00
0	0.0E+00	5	0.00E+00
0	0.0E+00	5	0.00E+00
0	0.0E+00	5	0.00E+00
0	0.0E+00	5	0.00E+00
0	0.0E+00	5	0.00E+00
0	0.0E+00	5	0.00E+00
0	0.0E+00	5	0.00E+00
0	0.0E+00	5	0.00E+00
0	0.0E+00	5	0.00E+00
0	0.0E+00	5	0.00E+00
0	0.0E+00	5	0.00E+00
0	0.0E+00	5	0.00E+00
0	0.0E+00	5	0.00E+00
0	0.0E+00	5	0.00E+00
0	0.0E+00	5	0.00E+00
0	0.0E+00	5	0.00E+00
0	0.0E+00	5	0.00E+00
0	0.0E+00	5	0.00E+00
0	0.0E+00	5	0.00E+00
0	0.0E+00	5	0.00E+00

Ventura Ranch
P2 (on) - Paving

Max Cancer Risk Cancer Risk		*Chronic Non Cancer Risk*	
Receptor #	Total Risk/ Million	REL	HI Offroad
0	0.0E+00	5	0.00E+00
0	0.0E+00	5	0.00E+00
0	0.0E+00	5	0.00E+00
0	0.0E+00	5	0.00E+00
0	0.0E+00	5	0.00E+00
0	0.0E+00	5	0.00E+00
0	0.0E+00	5	0.00E+00
0	0.0E+00	5	0.00E+00
0	0.0E+00	5	0.00E+00
0	0.0E+00	5	0.00E+00
0	0.0E+00	5	0.00E+00
0	0.0E+00	5	0.00E+00
0	0.0E+00	5	0.00E+00
0	0.0E+00	5	0.00E+00
0	0.0E+00	5	0.00E+00
0	0.0E+00	5	0.00E+00
0	0.0E+00	5	0.00E+00
0	0.0E+00	5	0.00E+00
0	0.0E+00	5	0.00E+00
0	0.0E+00	5	0.00E+00
0	0.0E+00	5	0.00E+00
0	0.0E+00	5	0.00E+00
0	0.0E+00	5	0.00E+00
0	0.0E+00	5	0.00E+00
0	0.0E+00	5	0.00E+00
0	0.0E+00	5	0.00E+00
0	0.0E+00	5	0.00E+00
0	0.0E+00	5	0.00E+00
0	0.0E+00	5	0.00E+00
0	0.0E+00	5	0.00E+00
0	0.0E+00	5	0.00E+00

Ventura Ranch
P2 (on) - Paving

Max Cancer Risk Cancer Risk	
Receptor #	**Total Risk/ Million**
0	0.0E+00
0	0.0E+00
0	0.0E+00
0	0.0E+00
0	0.0E+00
0	0.0E+00
0	0.0E+00
0	0.0E+00
0	0.0E+00
0	0.0E+00
0	0.0E+00
0	0.0E+00
0	0.0E+00
0	0.0E+00
0	0.0E+00
0	0.0E+00
0	0.0E+00

Chronic Non Cancer Risk	
REL	**HI Offroad**
5	0.00E+00
5	0.00E+00
5	0.00E+00
5	0.00E+00
5	0.00E+00
5	0.00E+00
5	0.00E+00
5	0.00E+00
5	0.00E+00
5	0.00E+00
5	0.00E+00
5	0.00E+00
5	0.00E+00
5	0.00E+00
5	0.00E+00
5	0.00E+00

Ventura Ranch

P2 (on) - Architectural Coating

		Cancer Risk from Birth to 2 years								
Receptor #	Conc	g/sec	Cair	Dose Constant	Dose	ED	Risk Constant	Risk	Constant 2	Risk/ Million
361	4.66558	1.26E-04	5.9E-04	1.05E-03	6.14E-07	0.08	1.57E-01	7.94E-09	1.0E+06	7.9E-03
362	6.22956	1.26E-04	7.8E-04	1.05E-03	8.20E-07	0.08	1.57E-01	1.06E-08	1.0E+06	1.1E-02
363	8.60839	1.26E-04	1.1E-03	1.05E-03	1.13E-06	0.08	1.57E-01	1.46E-08	1.0E+06	1.5E-02
364	12.12776	1.26E-04	1.5E-03	1.05E-03	1.60E-06	0.08	1.57E-01	2.06E-08	1.0E+06	2.1E-02
365	4.6169	1.26E-04	5.8E-04	1.05E-03	6.08E-07	0.08	1.57E-01	7.85E-09	1.0E+06	7.9E-03
366	6.15579	1.26E-04	7.8E-04	1.05E-03	8.11E-07	0.08	1.57E-01	1.05E-08	1.0E+06	1.0E-02
367	8.59894	1.26E-04	1.1E-03	1.05E-03	1.13E-06	0.08	1.57E-01	1.46E-08	1.0E+06	1.5E-02
368	12.47433	1.26E-04	1.6E-03	1.05E-03	1.64E-06	0.08	1.57E-01	2.12E-08	1.0E+06	2.1E-02
369	18.40655	1.26E-04	2.3E-03	1.05E-03	2.42E-06	0.08	1.57E-01	3.13E-08	1.0E+06	3.1E-02
370	26.72741	1.26E-04	3.4E-03	1.05E-03	3.52E-06	0.08	1.57E-01	4.55E-08	1.0E+06	4.5E-02
371	4.60048	1.26E-04	5.8E-04	1.05E-03	6.06E-07	0.08	1.57E-01	7.83E-09	1.0E+06	7.8E-03
372	6.0943	1.26E-04	7.7E-04	1.05E-03	8.03E-07	0.08	1.57E-01	1.04E-08	1.0E+06	1.0E-02
373	8.54813	1.26E-04	1.1E-03	1.05E-03	1.13E-06	0.08	1.57E-01	1.45E-08	1.0E+06	1.5E-02
374	12.70012	1.26E-04	1.6E-03	1.05E-03	1.67E-06	0.08	1.57E-01	2.16E-08	1.0E+06	2.2E-02
375	19.6317	1.26E-04	2.5E-03	1.05E-03	2.59E-06	0.08	1.57E-01	3.34E-08	1.0E+06	3.3E-02
376	4.57694	1.26E-04	5.8E-04	1.05E-03	6.03E-07	0.08	1.57E-01	7.79E-09	1.0E+06	7.8E-03
377	6.0021	1.26E-04	7.6E-04	1.05E-03	7.90E-07	0.08	1.57E-01	1.02E-08	1.0E+06	1.0E-02
378	8.37907	1.26E-04	1.1E-03	1.05E-03	1.10E-06	0.08	1.57E-01	1.43E-08	1.0E+06	1.4E-02
379	12.61191	1.26E-04	1.6E-03	1.05E-03	1.66E-06	0.08	1.57E-01	2.15E-08	1.0E+06	2.1E-02
380	20.37235	1.26E-04	2.6E-03	1.05E-03	2.68E-06	0.08	1.57E-01	3.47E-08	1.0E+06	3.5E-02
381	4.50197	1.26E-04	5.7E-04	1.05E-03	5.93E-07	0.08	1.57E-01	7.66E-09	1.0E+06	7.7E-03
382	5.81895	1.26E-04	7.3E-04	1.05E-03	7.66E-07	0.08	1.57E-01	9.90E-09	1.0E+06	9.9E-03
383	7.99078	1.26E-04	1.0E-03	1.05E-03	1.05E-06	0.08	1.57E-01	1.36E-08	1.0E+06	1.4E-02
384	11.97723	1.26E-04	1.5E-03	1.05E-03	1.58E-06	0.08	1.57E-01	2.04E-08	1.0E+06	2.0E-02
385	19.90039	1.26E-04	2.5E-03	1.05E-03	2.62E-06	0.08	1.57E-01	3.38E-08	1.0E+06	3.4E-02
386	4.3147	1.26E-04	5.4E-04	1.05E-03	5.68E-07	0.08	1.57E-01	7.34E-09	1.0E+06	7.3E-03
387	5.50209	1.26E-04	6.9E-04	1.05E-03	7.25E-07	0.08	1.57E-01	9.36E-09	1.0E+06	9.4E-03
388	7.3737	1.26E-04	9.3E-04	1.05E-03	9.71E-07	0.08	1.57E-01	1.25E-08	1.0E+06	1.3E-02
389	10.77083	1.26E-04	1.4E-03	1.05E-03	1.42E-06	0.08	1.57E-01	1.83E-08	1.0E+06	1.8E-02
390	17.80917	1.26E-04	2.2E-03	1.05E-03	2.35E-06	0.08	1.57E-01	3.03E-08	1.0E+06	3.0E-02
391	3.97113	1.26E-04	5.0E-04	1.05E-03	5.23E-07	0.08	1.57E-01	6.75E-09	1.0E+06	6.8E-03

Ventura Ranch

P2 (on) - Architectural Coating

		Cancer Risk from Birth to 2 years								
Receptor #	Conc	g/sec	Cair	Dose Constant	Dose	ED	Risk Constant	Risk	Constant 2	Risk/ Million
392	5.00047	1.26E-04	6.3E-04	1.05E-03	6.59E-07	0.08	1.57E-01	8.51E-09	1.0E+06	8.5E-03
393	6.56057	1.26E-04	8.3E-04	1.05E-03	8.64E-07	0.08	1.57E-01	1.12E-08	1.0E+06	1.1E-02
394	9.19186	1.26E-04	1.2E-03	1.05E-03	1.21E-06	0.08	1.57E-01	1.56E-08	1.0E+06	1.6E-02
395	3.49958	1.26E-04	4.4E-04	1.05E-03	4.61E-07	0.08	1.57E-01	5.95E-09	1.0E+06	6.0E-03
396	4.3179	1.26E-04	5.4E-04	1.05E-03	5.69E-07	0.08	1.57E-01	7.34E-09	1.0E+06	7.3E-03
397	5.49629	1.26E-04	6.9E-04	1.05E-03	7.24E-07	0.08	1.57E-01	9.35E-09	1.0E+06	9.3E-03
398	7.34702	1.26E-04	9.3E-04	1.05E-03	9.68E-07	0.08	1.57E-01	1.25E-08	1.0E+06	1.2E-02
399	2.97209	1.26E-04	3.7E-04	1.05E-03	3.91E-07	0.08	1.57E-01	5.06E-09	1.0E+06	5.1E-03
400	3.57207	1.26E-04	4.5E-04	1.05E-03	4.70E-07	0.08	1.57E-01	6.08E-09	1.0E+06	6.1E-03
401	4.37809	1.26E-04	5.5E-04	1.05E-03	5.77E-07	0.08	1.57E-01	7.45E-09	1.0E+06	7.4E-03
402	5.53562	1.26E-04	7.0E-04	1.05E-03	7.29E-07	0.08	1.57E-01	9.42E-09	1.0E+06	9.4E-03
403	7.32299	1.26E-04	9.2E-04	1.05E-03	9.64E-07	0.08	1.57E-01	1.25E-08	1.0E+06	1.2E-02
404	2.479	1.26E-04	3.1E-04	1.05E-03	3.26E-07	0.08	1.57E-01	4.22E-09	1.0E+06	4.2E-03
405	2.90477	1.26E-04	3.7E-04	1.05E-03	3.83E-07	0.08	1.57E-01	4.94E-09	1.0E+06	4.9E-03
406	3.45289	1.26E-04	4.4E-04	1.05E-03	4.55E-07	0.08	1.57E-01	5.87E-09	1.0E+06	5.9E-03
407	4.20479	1.26E-04	5.3E-04	1.05E-03	5.54E-07	0.08	1.57E-01	7.15E-09	1.0E+06	7.2E-03
408	5.33225	1.26E-04	6.7E-04	1.05E-03	7.02E-07	0.08	1.57E-01	9.07E-09	1.0E+06	9.1E-03
409	7.22251	1.26E-04	9.1E-04	1.05E-03	9.51E-07	0.08	1.57E-01	1.23E-08	1.0E+06	1.2E-02
410	10.54011	1.26E-04	1.3E-03	1.05E-03	1.39E-06	0.08	1.57E-01	1.79E-08	1.0E+06	1.8E-02
411	15.88154	1.26E-04	2.0E-03	1.05E-03	2.09E-06	0.08	1.57E-01	2.70E-08	1.0E+06	2.7E-02
412	2.36673	1.26E-04	3.0E-04	1.05E-03	3.12E-07	0.08	1.57E-01	4.03E-09	1.0E+06	4.0E-03
413	2.75494	1.26E-04	3.5E-04	1.05E-03	3.63E-07	0.08	1.57E-01	4.69E-09	1.0E+06	4.7E-03
414	3.28026	1.26E-04	4.1E-04	1.05E-03	4.32E-07	0.08	1.57E-01	5.58E-09	1.0E+06	5.6E-03
415	4.04141	1.26E-04	5.1E-04	1.05E-03	5.32E-07	0.08	1.57E-01	6.87E-09	1.0E+06	6.9E-03
416	5.21988	1.26E-04	6.6E-04	1.05E-03	6.87E-07	0.08	1.57E-01	8.88E-09	1.0E+06	8.9E-03
417	7.0736	1.26E-04	8.9E-04	1.05E-03	9.32E-07	0.08	1.57E-01	1.20E-08	1.0E+06	1.2E-02
418	9.89637	1.26E-04	1.2E-03	1.05E-03	1.30E-06	0.08	1.57E-01	1.68E-08	1.0E+06	1.7E-02
419	13.9247	1.26E-04	1.8E-03	1.05E-03	1.83E-06	0.08	1.57E-01	2.37E-08	1.0E+06	2.4E-02
420	19.3698	1.26E-04	2.4E-03	1.05E-03	2.55E-06	0.08	1.57E-01	3.29E-08	1.0E+06	3.3E-02
421	1.93628	1.26E-04	2.4E-04	1.05E-03	2.55E-07	0.08	1.57E-01	3.29E-09	1.0E+06	3.3E-03
422	2.23865	1.26E-04	2.8E-04	1.05E-03	2.95E-07	0.08	1.57E-01	3.81E-09	1.0E+06	3.8E-03

Ventura Ranch

P2 (on) - Architectural Coating

		Cancer Risk from Birth to 2 years								
Receptor #	Conc	g/sec	Cair	Dose Constant	Dose	ED	Risk Constant	Risk	Constant 2	Risk/ Million
423	2.62797	1.26E-04	3.3E-04	1.05E-03	3.46E-07	0.08	1.57E-01	4.47E-09	1.0E+06	4.5E-03
424	3.17335	1.26E-04	4.0E-04	1.05E-03	4.18E-07	0.08	1.57E-01	5.40E-09	1.0E+06	5.4E-03
425	3.96625	1.26E-04	5.0E-04	1.05E-03	5.22E-07	0.08	1.57E-01	6.75E-09	1.0E+06	6.7E-03
426	5.12861	1.26E-04	6.5E-04	1.05E-03	6.75E-07	0.08	1.57E-01	8.72E-09	1.0E+06	8.7E-03
427	6.82616	1.26E-04	8.6E-04	1.05E-03	8.99E-07	0.08	1.57E-01	1.16E-08	1.0E+06	1.2E-02
428	9.26871	1.26E-04	1.2E-03	1.05E-03	1.22E-06	0.08	1.57E-01	1.58E-08	1.0E+06	1.6E-02
429	12.78807	1.26E-04	1.6E-03	1.05E-03	1.68E-06	0.08	1.57E-01	2.18E-08	1.0E+06	2.2E-02
430	17.97324	1.26E-04	2.3E-03	1.05E-03	2.37E-06	0.08	1.57E-01	3.06E-08	1.0E+06	3.1E-02
431	25.57129	1.26E-04	3.2E-03	1.05E-03	3.37E-06	0.08	1.57E-01	4.35E-08	1.0E+06	4.3E-02
432	34.94613	1.26E-04	4.4E-03	1.05E-03	4.60E-06	0.08	1.57E-01	5.94E-08	1.0E+06	5.9E-02
433	1.85251	1.26E-04	2.3E-04	1.05E-03	2.44E-07	0.08	1.57E-01	3.15E-09	1.0E+06	3.2E-03
434	2.15585	1.26E-04	2.7E-04	1.05E-03	2.84E-07	0.08	1.57E-01	3.67E-09	1.0E+06	3.7E-03
435	2.56668	1.26E-04	3.2E-04	1.05E-03	3.38E-07	0.08	1.57E-01	4.37E-09	1.0E+06	4.4E-03
436	3.1375	1.26E-04	4.0E-04	1.05E-03	4.13E-07	0.08	1.57E-01	5.34E-09	1.0E+06	5.3E-03
437	3.93814	1.26E-04	5.0E-04	1.05E-03	5.19E-07	0.08	1.57E-01	6.70E-09	1.0E+06	6.7E-03
438	5.07164	1.26E-04	6.4E-04	1.05E-03	6.68E-07	0.08	1.57E-01	8.63E-09	1.0E+06	8.6E-03
439	6.70814	1.26E-04	8.5E-04	1.05E-03	8.83E-07	0.08	1.57E-01	1.14E-08	1.0E+06	1.1E-02
440	9.18435	1.26E-04	1.2E-03	1.05E-03	1.21E-06	0.08	1.57E-01	1.56E-08	1.0E+06	1.6E-02
441	13.20633	1.26E-04	1.7E-03	1.05E-03	1.74E-06	0.08	1.57E-01	2.25E-08	1.0E+06	2.2E-02
442	19.85181	1.26E-04	2.5E-03	1.05E-03	2.61E-06	0.08	1.57E-01	3.38E-08	1.0E+06	3.4E-02
443	1.55716	1.26E-04	2.0E-04	1.05E-03	2.05E-07	0.08	1.57E-01	2.65E-09	1.0E+06	2.6E-03
444	1.80133	1.26E-04	2.3E-04	1.05E-03	2.37E-07	0.08	1.57E-01	3.06E-09	1.0E+06	3.1E-03
445	2.12347	1.26E-04	2.7E-04	1.05E-03	2.80E-07	0.08	1.57E-01	3.61E-09	1.0E+06	3.6E-03
446	2.55761	1.26E-04	3.2E-04	1.05E-03	3.37E-07	0.08	1.57E-01	4.35E-09	1.0E+06	4.4E-03
447	3.15084	1.26E-04	4.0E-04	1.05E-03	4.15E-07	0.08	1.57E-01	5.36E-09	1.0E+06	5.4E-03
448	3.97199	1.26E-04	5.0E-04	1.05E-03	5.23E-07	0.08	1.57E-01	6.76E-09	1.0E+06	6.8E-03
449	5.14831	1.26E-04	6.5E-04	1.05E-03	6.78E-07	0.08	1.57E-01	8.76E-09	1.0E+06	8.8E-03
450	6.97333	1.26E-04	8.8E-04	1.05E-03	9.18E-07	0.08	1.57E-01	1.19E-08	1.0E+06	1.2E-02
451	10.23659	1.26E-04	1.3E-03	1.05E-03	1.35E-06	0.08	1.57E-01	1.74E-08	1.0E+06	1.7E-02
452	16.45322	1.26E-04	2.1E-03	1.05E-03	2.17E-06	0.08	1.57E-01	2.80E-08	1.0E+06	2.8E-02
453	1.31379	1.26E-04	1.7E-04	1.05E-03	1.73E-07	0.08	1.57E-01	2.23E-09	1.0E+06	2.2E-03

Ventura Ranch

P2 (on) - Architectural Coating

						Cancer Risk from Birth to 2 years				
Receptor #	Conc	g/sec	Cair	Dose Constant	Dose	ED	Risk Constant	Risk	Constant 2	Risk/ Million
454	1.51429	1.26E-04	1.9E-04	1.05E-03	1.99E-07	0.08	1.57E-01	2.58E-09	1.0E+06	2.6E-03
455	1.77616	1.26E-04	2.2E-04	1.05E-03	2.34E-07	0.08	1.57E-01	3.02E-09	1.0E+06	3.0E-03
456	2.11855	1.26E-04	2.7E-04	1.05E-03	2.79E-07	0.08	1.57E-01	3.60E-09	1.0E+06	3.6E-03
457	2.57537	1.26E-04	3.2E-04	1.05E-03	3.39E-07	0.08	1.57E-01	4.38E-09	1.0E+06	4.4E-03
458	3.1995	1.26E-04	4.0E-04	1.05E-03	4.21E-07	0.08	1.57E-01	5.44E-09	1.0E+06	5.4E-03
459	4.08416	1.26E-04	5.1E-04	1.05E-03	5.38E-07	0.08	1.57E-01	6.95E-09	1.0E+06	6.9E-03
460	5.4409	1.26E-04	6.9E-04	1.05E-03	7.17E-07	0.08	1.57E-01	9.25E-09	1.0E+06	9.3E-03
461	7.89638	1.26E-04	9.9E-04	1.05E-03	1.04E-06	0.08	1.57E-01	1.34E-08	1.0E+06	1.3E-02
462	13.02531	1.26E-04	1.6E-03	1.05E-03	1.72E-06	0.08	1.57E-01	2.22E-08	1.0E+06	2.2E-02
463	2.58071	1.26E-04	3.3E-04	1.05E-03	3.40E-07	0.08	1.57E-01	4.39E-09	1.0E+06	4.4E-03
464	3.23487	1.26E-04	4.1E-04	1.05E-03	4.26E-07	0.08	1.57E-01	5.50E-09	1.0E+06	5.5E-03
465	4.21099	1.26E-04	5.3E-04	1.05E-03	5.55E-07	0.08	1.57E-01	7.16E-09	1.0E+06	7.2E-03
466	5.86401	1.26E-04	7.4E-04	1.05E-03	7.72E-07	0.08	1.57E-01	9.97E-09	1.0E+06	1.0E-02
467	8.5209	1.26E-04	1.1E-03	1.05E-03	1.12E-06	0.08	1.57E-01	1.45E-08	1.0E+06	1.4E-02
0	0	1.26E-04	0.0E+00	1.05E-03	0.00E+00	0.08	1.57E-01	0.00E+00	1.0E+06	0.0E+00
0	0	1.26E-04	0.0E+00	1.05E-03	0.00E+00	0.08	1.57E-01	0.00E+00	1.0E+06	0.0E+00
0	0	1.26E-04	0.0E+00	1.05E-03	0.00E+00	0.08	1.57E-01	0.00E+00	1.0E+06	0.0E+00
0	0	1.26E-04	0.0E+00	1.05E-03	0.00E+00	0.08	1.57E-01	0.00E+00	1.0E+06	0.0E+00
0	0	1.26E-04	0.0E+00	1.05E-03	0.00E+00	0.08	1.57E-01	0.00E+00	1.0E+06	0.0E+00
0	0	1.26E-04	0.0E+00	1.05E-03	0.00E+00	0.08	1.57E-01	0.00E+00	1.0E+06	0.0E+00
0	0	1.26E-04	0.0E+00	1.05E-03	0.00E+00	0.08	1.57E-01	0.00E+00	1.0E+06	0.0E+00
0	0	1.26E-04	0.0E+00	1.05E-03	0.00E+00	0.08	1.57E-01	0.00E+00	1.0E+06	0.0E+00
0	0	1.26E-04	0.0E+00	1.05E-03	0.00E+00	0.08	1.57E-01	0.00E+00	1.0E+06	0.0E+00
0	0	1.26E-04	0.0E+00	1.05E-03	0.00E+00	0.08	1.57E-01	0.00E+00	1.0E+06	0.0E+00
0	0	1.26E-04	0.0E+00	1.05E-03	0.00E+00	0.08	1.57E-01	0.00E+00	1.0E+06	0.0E+00
0	0	1.26E-04	0.0E+00	1.05E-03	0.00E+00	0.08	1.57E-01	0.00E+00	1.0E+06	0.0E+00
0	0	1.26E-04	0.0E+00	1.05E-03	0.00E+00	0.08	1.57E-01	0.00E+00	1.0E+06	0.0E+00
0	0	1.26E-04	0.0E+00	1.05E-03	0.00E+00	0.08	1.57E-01	0.00E+00	1.0E+06	0.0E+00
0	0	1.26E-04	0.0E+00	1.05E-03	0.00E+00	0.08	1.57E-01	0.00E+00	1.0E+06	0.0E+00
0	0	1.26E-04	0.0E+00	1.05E-03	0.00E+00	0.08	1.57E-01	0.00E+00	1.0E+06	0.0E+00
0	0	1.26E-04	0.0E+00	1.05E-03	0.00E+00	0.08	1.57E-01	0.00E+00	1.0E+06	0.0E+00
0	0	1.26E-04	0.0E+00	1.05E-03	0.00E+00	0.08	1.57E-01	0.00E+00	1.0E+06	0.0E+00

Ventura Ranch

P2 (on) - Architectural Coating

		Cancer Risk from Birth to 2 years								
Receptor #	Conc	g/sec	Cair	Dose Constant	Dose	ED	Risk Constant	Risk	Constant 2	Risk/ Million
0	0	1.26E-04	0.0E+00	1.05E-03	0.00E+00	0.08	1.57E-01	0.00E+00	1.0E+06	0.0E+00
0	0	1.26E-04	0.0E+00	1.05E-03	0.00E+00	0.08	1.57E-01	0.00E+00	1.0E+06	0.0E+00
0	0	1.26E-04	0.0E+00	1.05E-03	0.00E+00	0.08	1.57E-01	0.00E+00	1.0E+06	0.0E+00
0	0	1.26E-04	0.0E+00	1.05E-03	0.00E+00	0.08	1.57E-01	0.00E+00	1.0E+06	0.0E+00
0	0	1.26E-04	0.0E+00	1.05E-03	0.00E+00	0.08	1.57E-01	0.00E+00	1.0E+06	0.0E+00
0	0	1.26E-04	0.0E+00	1.05E-03	0.00E+00	0.08	1.57E-01	0.00E+00	1.0E+06	0.0E+00
0	0	1.26E-04	0.0E+00	1.05E-03	0.00E+00	0.08	1.57E-01	0.00E+00	1.0E+06	0.0E+00
0	0	1.26E-04	0.0E+00	1.05E-03	0.00E+00	0.08	1.57E-01	0.00E+00	1.0E+06	0.0E+00
0	0	1.26E-04	0.0E+00	1.05E-03	0.00E+00	0.08	1.57E-01	0.00E+00	1.0E+06	0.0E+00
0	0	1.26E-04	0.0E+00	1.05E-03	0.00E+00	0.08	1.57E-01	0.00E+00	1.0E+06	0.0E+00
0	0	1.26E-04	0.0E+00	1.05E-03	0.00E+00	0.08	1.57E-01	0.00E+00	1.0E+06	0.0E+00
0	0	1.26E-04	0.0E+00	1.05E-03	0.00E+00	0.08	1.57E-01	0.00E+00	1.0E+06	0.0E+00
0	0	1.26E-04	0.0E+00	1.05E-03	0.00E+00	0.08	1.57E-01	0.00E+00	1.0E+06	0.0E+00
0	0	1.26E-04	0.0E+00	1.05E-03	0.00E+00	0.08	1.57E-01	0.00E+00	1.0E+06	0.0E+00
0	0	1.26E-04	0.0E+00	1.05E-03	0.00E+00	0.08	1.57E-01	0.00E+00	1.0E+06	0.0E+00
0	0	1.26E-04	0.0E+00	1.05E-03	0.00E+00	0.08	1.57E-01	0.00E+00	1.0E+06	0.0E+00
0	0	1.26E-04	0.0E+00	1.05E-03	0.00E+00	0.08	1.57E-01	0.00E+00	1.0E+06	0.0E+00
0	0	1.26E-04	0.0E+00	1.05E-03	0.00E+00	0.08	1.57E-01	0.00E+00	1.0E+06	0.0E+00
0	0	1.26E-04	0.0E+00	1.05E-03	0.00E+00	0.08	1.57E-01	0.00E+00	1.0E+06	0.0E+00
0	0	1.26E-04	0.0E+00	1.05E-03	0.00E+00	0.08	1.57E-01	0.00E+00	1.0E+06	0.0E+00
0	0	1.26E-04	0.0E+00	1.05E-03	0.00E+00	0.08	1.57E-01	0.00E+00	1.0E+06	0.0E+00
0	0	1.26E-04	0.0E+00	1.05E-03	0.00E+00	0.08	1.57E-01	0.00E+00	1.0E+06	0.0E+00
0	0	1.26E-04	0.0E+00	1.05E-03	0.00E+00	0.08	1.57E-01	0.00E+00	1.0E+06	0.0E+00
0	0	1.26E-04	0.0E+00	1.05E-03	0.00E+00	0.08	1.57E-01	0.00E+00	1.0E+06	0.0E+00
0	0	1.26E-04	0.0E+00	1.05E-03	0.00E+00	0.08	1.57E-01	0.00E+00	1.0E+06	0.0E+00
0	0	1.26E-04	0.0E+00	1.05E-03	0.00E+00	0.08	1.57E-01	0.00E+00	1.0E+06	0.0E+00
0	0	1.26E-04	0.0E+00	1.05E-03	0.00E+00	0.08	1.57E-01	0.00E+00	1.0E+06	0.0E+00
0	0	1.26E-04	0.0E+00	1.05E-03	0.00E+00	0.08	1.57E-01	0.00E+00	1.0E+06	0.0E+00
0	0	1.26E-04	0.0E+00	1.05E-03	0.00E+00	0.08	1.57E-01	0.00E+00	1.0E+06	0.0E+00
0	0	1.26E-04	0.0E+00	1.05E-03	0.00E+00	0.08	1.57E-01	0.00E+00	1.0E+06	0.0E+00
0	0	1.26E-04	0.0E+00	1.05E-03	0.00E+00	0.08	1.57E-01	0.00E+00	1.0E+06	0.0E+00
0	0	1.26E-04	0.0E+00	1.05E-03	0.00E+00	0.08	1.57E-01	0.00E+00	1.0E+06	0.0E+00
0	0	1.26E-04	0.0E+00	1.05E-03	0.00E+00	0.08	1.57E-01	0.00E+00	1.0E+06	0.0E+00
0	0	1.26E-04	0.0E+00	1.05E-03	0.00E+00	0.08	1.57E-01	0.00E+00	1.0E+06	0.0E+00
0	0	1.26E-04	0.0E+00	1.05E-03	0.00E+00	0.08	1.57E-01	0.00E+00	1.0E+06	0.0E+00

Ventura Ranch

P2 (on) - Architectural Coating

		Cancer Risk from Birth to 2 years								
Receptor #	Conc	g/sec	Cair	Dose Constant	Dose	ED	Risk Constant	Risk	Constant 2	Risk/ Million
0	0	1.26E-04	0.0E+00	1.05E-03	0.00E+00	0.08	1.57E-01	0.00E+00	1.0E+06	0.0E+00
0	0	1.26E-04	0.0E+00	1.05E-03	0.00E+00	0.08	1.57E-01	0.00E+00	1.0E+06	0.0E+00
0	0	1.26E-04	0.0E+00	1.05E-03	0.00E+00	0.08	1.57E-01	0.00E+00	1.0E+06	0.0E+00
0	0	1.26E-04	0.0E+00	1.05E-03	0.00E+00	0.08	1.57E-01	0.00E+00	1.0E+06	0.0E+00
0	0	1.26E-04	0.0E+00	1.05E-03	0.00E+00	0.08	1.57E-01	0.00E+00	1.0E+06	0.0E+00
0	0	1.26E-04	0.0E+00	1.05E-03	0.00E+00	0.08	1.57E-01	0.00E+00	1.0E+06	0.0E+00
0	0	1.26E-04	0.0E+00	1.05E-03	0.00E+00	0.08	1.57E-01	0.00E+00	1.0E+06	0.0E+00
0	0	1.26E-04	0.0E+00	1.05E-03	0.00E+00	0.08	1.57E-01	0.00E+00	1.0E+06	0.0E+00
0	0	1.26E-04	0.0E+00	1.05E-03	0.00E+00	0.08	1.57E-01	0.00E+00	1.0E+06	0.0E+00
0	0	1.26E-04	0.0E+00	1.05E-03	0.00E+00	0.08	1.57E-01	0.00E+00	1.0E+06	0.0E+00
0	0	1.26E-04	0.0E+00	1.05E-03	0.00E+00	0.08	1.57E-01	0.00E+00	1.0E+06	0.0E+00
0	0	1.26E-04	0.0E+00	1.05E-03	0.00E+00	0.08	1.57E-01	0.00E+00	1.0E+06	0.0E+00
0	0	1.26E-04	0.0E+00	1.05E-03	0.00E+00	0.08	1.57E-01	0.00E+00	1.0E+06	0.0E+00
0	0	1.26E-04	0.0E+00	1.05E-03	0.00E+00	0.08	1.57E-01	0.00E+00	1.0E+06	0.0E+00
0	0	1.26E-04	0.0E+00	1.05E-03	0.00E+00	0.08	1.57E-01	0.00E+00	1.0E+06	0.0E+00
0	0	1.26E-04	0.0E+00	1.05E-03	0.00E+00	0.08	1.57E-01	0.00E+00	1.0E+06	0.0E+00
0	0	1.26E-04	0.0E+00	1.05E-03	0.00E+00	0.08	1.57E-01	0.00E+00	1.0E+06	0.0E+00
0	0	1.26E-04	0.0E+00	1.05E-03	0.00E+00	0.08	1.57E-01	0.00E+00	1.0E+06	0.0E+00
0	0	1.26E-04	0.0E+00	1.05E-03	0.00E+00	0.08	1.57E-01	0.00E+00	1.0E+06	0.0E+00
0	0	1.26E-04	0.0E+00	1.05E-03	0.00E+00	0.08	1.57E-01	0.00E+00	1.0E+06	0.0E+00
0	0	1.26E-04	0.0E+00	1.05E-03	0.00E+00	0.08	1.57E-01	0.00E+00	1.0E+06	0.0E+00
0	0	1.26E-04	0.0E+00	1.05E-03	0.00E+00	0.08	1.57E-01	0.00E+00	1.0E+06	0.0E+00
0	0	1.26E-04	0.0E+00	1.05E-03	0.00E+00	0.08	1.57E-01	0.00E+00	1.0E+06	0.0E+00
0	0	1.26E-04	0.0E+00	1.05E-03	0.00E+00	0.08	1.57E-01	0.00E+00	1.0E+06	0.0E+00
0	0	1.26E-04	0.0E+00	1.05E-03	0.00E+00	0.08	1.57E-01	0.00E+00	1.0E+06	0.0E+00
0	0	1.26E-04	0.0E+00	1.05E-03	0.00E+00	0.08	1.57E-01	0.00E+00	1.0E+06	0.0E+00
0	0	1.26E-04	0.0E+00	1.05E-03	0.00E+00	0.08	1.57E-01	0.00E+00	1.0E+06	0.0E+00
0	0	1.26E-04	0.0E+00	1.05E-03	0.00E+00	0.08	1.57E-01	0.00E+00	1.0E+06	0.0E+00
0	0	1.26E-04	0.0E+00	1.05E-03	0.00E+00	0.08	1.57E-01	0.00E+00	1.0E+06	0.0E+00
0	0	1.26E-04	0.0E+00	1.05E-03	0.00E+00	0.08	1.57E-01	0.00E+00	1.0E+06	0.0E+00
0	0	1.26E-04	0.0E+00	1.05E-03	0.00E+00	0.08	1.57E-01	0.00E+00	1.0E+06	0.0E+00
0	0	1.26E-04	0.0E+00	1.05E-03	0.00E+00	0.08	1.57E-01	0.00E+00	1.0E+06	0.0E+00
0	0	1.26E-04	0.0E+00	1.05E-03	0.00E+00	0.08	1.57E-01	0.00E+00	1.0E+06	0.0E+00
0	0	1.26E-04	0.0E+00	1.05E-03	0.00E+00	0.08	1.57E-01	0.00E+00	1.0E+06	0.0E+00
0	0	1.26E-04	0.0E+00	1.05E-03	0.00E+00	0.08	1.57E-01	0.00E+00	1.0E+06	0.0E+00

Ventura Ranch
P2 (on) - Architectural Coating

		Cancer Risk from Birth to 2 years								
Receptor #	Conc	g/sec	Cair	Dose Constant	Dose	ED	Risk Constant	Risk	Constant 2	Risk/ Million
0	0	1.26E-04	0.0E+00	1.05E-03	0.00E+00	0.08	1.57E-01	0.00E+00	1.0E+06	0.0E+00
0	0	1.26E-04	0.0E+00	1.05E-03	0.00E+00	0.08	1.57E-01	0.00E+00	1.0E+06	0.0E+00
0	0	1.26E-04	0.0E+00	1.05E-03	0.00E+00	0.08	1.57E-01	0.00E+00	1.0E+06	0.0E+00
0	0	1.26E-04	0.0E+00	1.05E-03	0.00E+00	0.08	1.57E-01	0.00E+00	1.0E+06	0.0E+00
0	0	1.26E-04	0.0E+00	1.05E-03	0.00E+00	0.08	1.57E-01	0.00E+00	1.0E+06	0.0E+00
0	0	1.26E-04	0.0E+00	1.05E-03	0.00E+00	0.08	1.57E-01	0.00E+00	1.0E+06	0.0E+00
0	0	1.26E-04	0.0E+00	1.05E-03	0.00E+00	0.08	1.57E-01	0.00E+00	1.0E+06	0.0E+00
0	0	1.26E-04	0.0E+00	1.05E-03	0.00E+00	0.08	1.57E-01	0.00E+00	1.0E+06	0.0E+00
0	0	1.26E-04	0.0E+00	1.05E-03	0.00E+00	0.08	1.57E-01	0.00E+00	1.0E+06	0.0E+00
0	0	1.26E-04	0.0E+00	1.05E-03	0.00E+00	0.08	1.57E-01	0.00E+00	1.0E+06	0.0E+00
0	0	1.26E-04	0.0E+00	1.05E-03	0.00E+00	0.08	1.57E-01	0.00E+00	1.0E+06	0.0E+00
0	0	1.26E-04	0.0E+00	1.05E-03	0.00E+00	0.08	1.57E-01	0.00E+00	1.0E+06	0.0E+00
0	0	1.26E-04	0.0E+00	1.05E-03	0.00E+00	0.08	1.57E-01	0.00E+00	1.0E+06	0.0E+00
0	0	1.26E-04	0.0E+00	1.05E-03	0.00E+00	0.08	1.57E-01	0.00E+00	1.0E+06	0.0E+00
0	0	1.26E-04	0.0E+00	1.05E-03	0.00E+00	0.08	1.57E-01	0.00E+00	1.0E+06	0.0E+00
0	0	1.26E-04	0.0E+00	1.05E-03	0.00E+00	0.08	1.57E-01	0.00E+00	1.0E+06	0.0E+00
0	0	1.26E-04	0.0E+00	1.05E-03	0.00E+00	0.08	1.57E-01	0.00E+00	1.0E+06	0.0E+00

Ventura Ranch
P2 (on) - Architectural Coating

Max Cancer Risk Cancer Risk	
Receptor #	**Total Risk/ Million**
361	7.9E-03
362	1.1E-02
363	1.5E-02
364	2.1E-02
365	7.9E-03
366	1.0E-02
367	1.5E-02
368	2.1E-02
369	3.1E-02
370	4.5E-02
371	7.8E-03
372	1.0E-02
373	1.5E-02
374	2.2E-02
375	3.3E-02
376	7.8E-03
377	1.0E-02
378	1.4E-02
379	2.1E-02
380	3.5E-02
381	7.7E-03
382	9.9E-03
383	1.4E-02
384	2.0E-02
385	3.4E-02
386	7.3E-03
387	9.4E-03
388	1.3E-02
389	1.8E-02
390	3.0E-02
391	6.8E-03

Max	**Receptor #**	
0.059	432	Res

Chronic Non Cancer Risk	
REL	**HI Offroad**
5	1.18E-04
5	1.57E-04
5	2.17E-04
5	3.06E-04
5	1.16E-04
5	1.55E-04
5	2.17E-04
5	3.14E-04
5	4.64E-04
5	6.74E-04
5	1.16E-04
5	1.54E-04
5	2.15E-04
5	3.20E-04
5	4.95E-04
5	1.15E-04
5	1.51E-04
5	2.11E-04
5	3.18E-04
5	5.13E-04
5	1.13E-04
5	1.47E-04
5	2.01E-04
5	3.02E-04
5	5.01E-04
5	1.09E-04
5	1.39E-04
5	1.86E-04
5	2.71E-04
5	4.49E-04
5	1.00E-04

Max	**Receptor #**	
8.806E-04	432	Res

Ventura Ranch
P2 (on) - Architectural Coating

Max Cancer Risk Cancer Risk		*Chronic Non Cancer Risk*	
Receptor #	Total Risk/ Million	REL	HI Offroad
392	8.5E-03	5	1.26E-04
393	1.1E-02	5	1.65E-04
394	1.6E-02	5	2.32E-04
395	6.0E-03	5	8.82E-05
396	7.3E-03	5	1.09E-04
397	9.3E-03	5	1.39E-04
398	1.2E-02	5	1.85E-04
399	5.1E-03	5	7.49E-05
400	6.1E-03	5	9.00E-05
401	7.4E-03	5	1.10E-04
402	9.4E-03	5	1.39E-04
403	1.2E-02	5	1.85E-04
404	4.2E-03	5	6.25E-05
405	4.9E-03	5	7.32E-05
406	5.9E-03	5	8.70E-05
407	7.2E-03	5	1.06E-04
408	9.1E-03	5	1.34E-04
409	1.2E-02	5	1.82E-04
410	1.8E-02	5	2.66E-04
411	2.7E-02	5	4.00E-04
412	4.0E-03	5	5.96E-05
413	4.7E-03	5	6.94E-05
414	5.6E-03	5	8.27E-05
415	6.9E-03	5	1.02E-04
416	8.9E-03	5	1.32E-04
417	1.2E-02	5	1.78E-04
418	1.7E-02	5	2.49E-04
419	2.4E-02	5	3.51E-04
420	3.3E-02	5	4.88E-04
421	3.3E-03	5	4.88E-05
422	3.8E-03	5	5.64E-05

Ventura Ranch
P2 (on) - Architectural Coating

Max Cancer Risk Cancer Risk		*Chronic Non Cancer Risk*	
Receptor #	Total Risk/ Million	REL	HI Offroad
423	4.5E-03	5	6.62E-05
424	5.4E-03	5	8.00E-05
425	6.7E-03	5	9.99E-05
426	8.7E-03	5	1.29E-04
427	1.2E-02	5	1.72E-04
428	1.6E-02	5	2.34E-04
429	2.2E-02	5	3.22E-04
430	3.1E-02	5	4.53E-04
431	4.3E-02	5	6.44E-04
432	5.9E-02	5	8.81E-04
433	3.2E-03	5	4.67E-05
434	3.7E-03	5	5.43E-05
435	4.4E-03	5	6.47E-05
436	5.3E-03	5	7.91E-05
437	6.7E-03	5	9.92E-05
438	8.6E-03	5	1.28E-04
439	1.1E-02	5	1.69E-04
440	1.6E-02	5	2.31E-04
441	2.2E-02	5	3.33E-04
442	3.4E-02	5	5.00E-04
443	2.6E-03	5	3.92E-05
444	3.1E-03	5	4.54E-05
445	3.6E-03	5	5.35E-05
446	4.4E-03	5	6.45E-05
447	5.4E-03	5	7.94E-05
448	6.8E-03	5	1.00E-04
449	8.8E-03	5	1.30E-04
450	1.2E-02	5	1.76E-04
451	1.7E-02	5	2.58E-04
452	2.8E-02	5	4.15E-04
453	2.2E-03	5	3.31E-05

Ventura Ranch
P2 (on) - Architectural Coating

Max Cancer Risk Cancer Risk		*Chronic Non Cancer Risk*	
Receptor #	Total Risk/ Million	REL	HI Offroad
454	2.6E-03	5	3.82E-05
455	3.0E-03	5	4.48E-05
456	3.6E-03	5	5.34E-05
457	4.4E-03	5	6.49E-05
458	5.4E-03	5	8.06E-05
459	6.9E-03	5	1.03E-04
460	9.3E-03	5	1.37E-04
461	1.3E-02	5	1.99E-04
462	2.2E-02	5	3.28E-04
463	4.4E-03	5	6.50E-05
464	5.5E-03	5	8.15E-05
465	7.2E-03	5	1.06E-04
466	1.0E-02	5	1.48E-04
467	1.4E-02	5	2.15E-04
0	0.0E+00	5	0.00E+00
0	0.0E+00	5	0.00E+00
0	0.0E+00	5	0.00E+00
0	0.0E+00	5	0.00E+00
0	0.0E+00	5	0.00E+00
0	0.0E+00	5	0.00E+00
0	0.0E+00	5	0.00E+00
0	0.0E+00	5	0.00E+00
0	0.0E+00	5	0.00E+00
0	0.0E+00	5	0.00E+00
0	0.0E+00	5	0.00E+00
0	0.0E+00	5	0.00E+00
0	0.0E+00	5	0.00E+00
0	0.0E+00	5	0.00E+00
0	0.0E+00	5	0.00E+00
0	0.0E+00	5	0.00E+00

Ventura Ranch
P2 (on) - Architectural Coating

Max Cancer Risk Cancer Risk		*Chronic Non Cancer Risk*	
Receptor #	Total Risk/ Million	REL	HI Offroad
0	0.0E+00	5	0.00E+00
0	0.0E+00	5	0.00E+00
0	0.0E+00	5	0.00E+00
0	0.0E+00	5	0.00E+00
0	0.0E+00	5	0.00E+00
0	0.0E+00	5	0.00E+00
0	0.0E+00	5	0.00E+00
0	0.0E+00	5	0.00E+00
0	0.0E+00	5	0.00E+00
0	0.0E+00	5	0.00E+00
0	0.0E+00	5	0.00E+00
0	0.0E+00	5	0.00E+00
0	0.0E+00	5	0.00E+00
0	0.0E+00	5	0.00E+00
0	0.0E+00	5	0.00E+00
0	0.0E+00	5	0.00E+00
0	0.0E+00	5	0.00E+00
0	0.0E+00	5	0.00E+00
0	0.0E+00	5	0.00E+00
0	0.0E+00	5	0.00E+00
0	0.0E+00	5	0.00E+00
0	0.0E+00	5	0.00E+00
0	0.0E+00	5	0.00E+00
0	0.0E+00	5	0.00E+00
0	0.0E+00	5	0.00E+00
0	0.0E+00	5	0.00E+00
0	0.0E+00	5	0.00E+00
0	0.0E+00	5	0.00E+00
0	0.0E+00	5	0.00E+00
0	0.0E+00	5	0.00E+00
0	0.0E+00	5	0.00E+00

Ventura Ranch
P2 (on) - Architectural Coating

Max Cancer Risk Cancer Risk		*Chronic Non Cancer Risk*	
Receptor #	Total Risk/ Million	REL	HI Offroad
0	0.0E+00	5	0.00E+00
0	0.0E+00	5	0.00E+00
0	0.0E+00	5	0.00E+00
0	0.0E+00	5	0.00E+00
0	0.0E+00	5	0.00E+00
0	0.0E+00	5	0.00E+00
0	0.0E+00	5	0.00E+00
0	0.0E+00	5	0.00E+00
0	0.0E+00	5	0.00E+00
0	0.0E+00	5	0.00E+00
0	0.0E+00	5	0.00E+00
0	0.0E+00	5	0.00E+00
0	0.0E+00	5	0.00E+00
0	0.0E+00	5	0.00E+00
0	0.0E+00	5	0.00E+00
0	0.0E+00	5	0.00E+00
0	0.0E+00	5	0.00E+00
0	0.0E+00	5	0.00E+00
0	0.0E+00	5	0.00E+00
0	0.0E+00	5	0.00E+00
0	0.0E+00	5	0.00E+00
0	0.0E+00	5	0.00E+00
0	0.0E+00	5	0.00E+00
0	0.0E+00	5	0.00E+00
0	0.0E+00	5	0.00E+00
0	0.0E+00	5	0.00E+00
0	0.0E+00	5	0.00E+00
0	0.0E+00	5	0.00E+00
0	0.0E+00	5	0.00E+00
0	0.0E+00	5	0.00E+00
0	0.0E+00	5	0.00E+00

Ventura Ranch
P2 (on) - Architectural Coating

Max Cancer Risk Cancer Risk	
Receptor #	**Total Risk/ Million**
0	0.0E+00
0	0.0E+00
0	0.0E+00
0	0.0E+00
0	0.0E+00
0	0.0E+00
0	0.0E+00
0	0.0E+00
0	0.0E+00
0	0.0E+00
0	0.0E+00
0	0.0E+00
0	0.0E+00
0	0.0E+00
0	0.0E+00
0	0.0E+00
0	0.0E+00

Chronic Non Cancer Risk	
REL	**HI Offroad**
5	0.00E+00
5	0.00E+00
5	0.00E+00
5	0.00E+00
5	0.00E+00
5	0.00E+00
5	0.00E+00
5	0.00E+00
5	0.00E+00
5	0.00E+00
5	0.00E+00
5	0.00E+00
5	0.00E+00
5	0.00E+00
5	0.00E+00
5	0.00E+00

Ventura Ranch

P3 (off) - Site Preparation

							Cancer Risk from 2 to 16 years			
Receptor #	Conc	g/sec	Cair	Dose Constant	Dose	ED	Risk Constant	Risk	Constant 2	Risk/ Million
1	2.00493	1.44E-02	2.9E-02	6.05E-04	1.74E-05	0.25	4.71E-02	2.03E-07	1.0E+06	2.0E-01
2	2.14971	1.44E-02	3.1E-02	6.05E-04	1.87E-05	0.25	4.71E-02	2.17E-07	1.0E+06	2.2E-01
3	2.26061	1.44E-02	3.2E-02	6.05E-04	1.96E-05	0.25	4.71E-02	2.28E-07	1.0E+06	2.3E-01
4	2.3291	1.44E-02	3.3E-02	6.05E-04	2.02E-05	0.25	4.71E-02	2.35E-07	1.0E+06	2.4E-01
5	2.349	1.44E-02	3.4E-02	6.05E-04	2.04E-05	0.25	4.71E-02	2.37E-07	1.0E+06	2.4E-01
6	2.31866	1.44E-02	3.3E-02	6.05E-04	2.02E-05	0.25	4.71E-02	2.34E-07	1.0E+06	2.3E-01
7	2.23003	1.44E-02	3.2E-02	6.05E-04	1.94E-05	0.25	4.71E-02	2.25E-07	1.0E+06	2.3E-01
8	2.09615	1.44E-02	3.0E-02	6.05E-04	1.82E-05	0.25	4.71E-02	2.12E-07	1.0E+06	2.1E-01
9	1.93139	1.44E-02	2.8E-02	6.05E-04	1.68E-05	0.25	4.71E-02	1.95E-07	1.0E+06	2.0E-01
10	1.74195	1.44E-02	2.5E-02	6.05E-04	1.51E-05	0.25	4.71E-02	1.76E-07	1.0E+06	1.8E-01
11	1.5393	1.44E-02	2.2E-02	6.05E-04	1.34E-05	0.25	4.71E-02	1.56E-07	1.0E+06	1.6E-01
12	1.33008	1.44E-02	1.9E-02	6.05E-04	1.16E-05	0.25	4.71E-02	1.34E-07	1.0E+06	1.3E-01
13	1.12658	1.44E-02	1.6E-02	6.05E-04	9.79E-06	0.25	4.71E-02	1.14E-07	1.0E+06	1.1E-01
14	0.93885	1.44E-02	1.3E-02	6.05E-04	8.16E-06	0.25	4.71E-02	9.48E-08	1.0E+06	9.5E-02
15	0.68963	1.44E-02	9.9E-03	6.05E-04	5.99E-06	0.25	4.71E-02	6.97E-08	1.0E+06	7.0E-02
16	0.53505	1.44E-02	7.7E-03	6.05E-04	4.65E-06	0.25	4.71E-02	5.41E-08	1.0E+06	5.4E-02
17	0.37011	1.44E-02	5.3E-03	6.05E-04	3.22E-06	0.25	4.71E-02	3.74E-08	1.0E+06	3.7E-02
18	0.29017	1.44E-02	4.2E-03	6.05E-04	2.52E-06	0.25	4.71E-02	2.93E-08	1.0E+06	2.9E-02
19	0.21152	1.44E-02	3.0E-03	6.05E-04	1.84E-06	0.25	4.71E-02	2.14E-08	1.0E+06	2.1E-02
20	0.16773	1.44E-02	2.4E-03	6.05E-04	1.46E-06	0.25	4.71E-02	1.69E-08	1.0E+06	1.7E-02
21	0.13189	1.44E-02	1.9E-03	6.05E-04	1.15E-06	0.25	4.71E-02	1.33E-08	1.0E+06	1.3E-02
22	2.42551	1.44E-02	3.5E-02	6.05E-04	2.11E-05	0.25	4.71E-02	2.45E-07	1.0E+06	2.5E-01
23	2.28036	1.44E-02	3.3E-02	6.05E-04	1.98E-05	0.25	4.71E-02	2.30E-07	1.0E+06	2.3E-01
24	2.09493	1.44E-02	3.0E-02	6.05E-04	1.82E-05	0.25	4.71E-02	2.12E-07	1.0E+06	2.1E-01
25	1.88162	1.44E-02	2.7E-02	6.05E-04	1.64E-05	0.25	4.71E-02	1.90E-07	1.0E+06	1.9E-01
26	1.65498	1.44E-02	2.4E-02	6.05E-04	1.44E-05	0.25	4.71E-02	1.67E-07	1.0E+06	1.7E-01
27	1.42206	1.44E-02	2.0E-02	6.05E-04	1.24E-05	0.25	4.71E-02	1.44E-07	1.0E+06	1.4E-01
28	1.19441	1.44E-02	1.7E-02	6.05E-04	1.04E-05	0.25	4.71E-02	1.21E-07	1.0E+06	1.2E-01
29	0.9877	1.44E-02	1.4E-02	6.05E-04	8.58E-06	0.25	4.71E-02	9.98E-08	1.0E+06	1.0E-01
30	0.73116	1.44E-02	1.1E-02	6.05E-04	6.35E-06	0.25	4.71E-02	7.39E-08	1.0E+06	7.4E-02
31	0.50639	1.44E-02	7.3E-03	6.05E-04	4.40E-06	0.25	4.71E-02	5.12E-08	1.0E+06	5.1E-02

Ventura Ranch

P3 (off) - Site Preparation

		Cancer Risk from 2 to 16 years								
Receptor #	Conc	g/sec	Cair	Dose Constant	Dose	ED	Risk Constant	Risk	Constant 2	Risk/ Million
32	0.29394	1.44E-02	4.2E-03	6.05E-04	2.55E-06	0.25	4.71E-02	2.97E-08	1.0E+06	3.0E-02
33	0.24093	1.44E-02	3.5E-03	6.05E-04	2.09E-06	0.25	4.71E-02	2.43E-08	1.0E+06	2.4E-02
34	0.21387	1.44E-02	3.1E-03	6.05E-04	1.86E-06	0.25	4.71E-02	2.16E-08	1.0E+06	2.2E-02
35	1.05155	1.44E-02	1.5E-02	6.05E-04	9.14E-06	0.25	4.71E-02	1.06E-07	1.0E+06	1.1E-01
36	0.76096	1.44E-02	1.1E-02	6.05E-04	6.61E-06	0.25	4.71E-02	7.69E-08	1.0E+06	7.7E-02
37	1.0436	1.44E-02	1.5E-02	6.05E-04	9.07E-06	0.25	4.71E-02	1.05E-07	1.0E+06	1.1E-01
38	1.25505	1.44E-02	1.8E-02	6.05E-04	1.09E-05	0.25	4.71E-02	1.27E-07	1.0E+06	1.3E-01
39	1.50059	1.44E-02	2.2E-02	6.05E-04	1.30E-05	0.25	4.71E-02	1.52E-07	1.0E+06	1.5E-01
40	1.78238	1.44E-02	2.6E-02	6.05E-04	1.55E-05	0.25	4.71E-02	1.80E-07	1.0E+06	1.8E-01
41	1.0265	1.44E-02	1.5E-02	6.05E-04	8.92E-06	0.25	4.71E-02	1.04E-07	1.0E+06	1.0E-01
42	1.24569	1.44E-02	1.8E-02	6.05E-04	1.08E-05	0.25	4.71E-02	1.26E-07	1.0E+06	1.3E-01
43	1.50846	1.44E-02	2.2E-02	6.05E-04	1.31E-05	0.25	4.71E-02	1.52E-07	1.0E+06	1.5E-01
44	1.82367	1.44E-02	2.6E-02	6.05E-04	1.58E-05	0.25	4.71E-02	1.84E-07	1.0E+06	1.8E-01
45	2.18808	1.44E-02	3.1E-02	6.05E-04	1.90E-05	0.25	4.71E-02	2.21E-07	1.0E+06	2.2E-01
46	3.31834	1.44E-02	4.8E-02	6.05E-04	2.88E-05	0.25	4.71E-02	3.35E-07	1.0E+06	3.4E-01
47	3.02874	1.44E-02	4.4E-02	6.05E-04	2.63E-05	0.25	4.71E-02	3.06E-07	1.0E+06	3.1E-01
48	1.22648	1.44E-02	1.8E-02	6.05E-04	1.07E-05	0.25	4.71E-02	1.24E-07	1.0E+06	1.2E-01
49	1.50963	1.44E-02	2.2E-02	6.05E-04	1.31E-05	0.25	4.71E-02	1.53E-07	1.0E+06	1.5E-01
50	1.85434	1.44E-02	2.7E-02	6.05E-04	1.61E-05	0.25	4.71E-02	1.87E-07	1.0E+06	1.9E-01
51	2.25221	1.44E-02	3.2E-02	6.05E-04	1.96E-05	0.25	4.71E-02	2.28E-07	1.0E+06	2.3E-01
52	3.68919	1.44E-02	5.3E-02	6.05E-04	3.21E-05	0.25	4.71E-02	3.73E-07	1.0E+06	3.7E-01
53	3.36577	1.44E-02	4.8E-02	6.05E-04	2.93E-05	0.25	4.71E-02	3.40E-07	1.0E+06	3.4E-01
54	2.96751	1.44E-02	4.3E-02	6.05E-04	2.58E-05	0.25	4.71E-02	3.00E-07	1.0E+06	3.0E-01
55	1.48309	1.44E-02	2.1E-02	6.05E-04	1.29E-05	0.25	4.71E-02	1.50E-07	1.0E+06	1.5E-01
56	1.85504	1.44E-02	2.7E-02	6.05E-04	1.61E-05	0.25	4.71E-02	1.87E-07	1.0E+06	1.9E-01
57	2.29704	1.44E-02	3.3E-02	6.05E-04	2.00E-05	0.25	4.71E-02	2.32E-07	1.0E+06	2.3E-01
58	2.7775	1.44E-02	4.0E-02	6.05E-04	2.41E-05	0.25	4.71E-02	2.81E-07	1.0E+06	2.8E-01
59	4.12991	1.44E-02	5.9E-02	6.05E-04	3.59E-05	0.25	4.71E-02	4.17E-07	1.0E+06	4.2E-01
60	3.76159	1.44E-02	5.4E-02	6.05E-04	3.27E-05	0.25	4.71E-02	3.80E-07	1.0E+06	3.8E-01
61	3.30687	1.44E-02	4.7E-02	6.05E-04	2.87E-05	0.25	4.71E-02	3.34E-07	1.0E+06	3.3E-01
62	4.6596	1.44E-02	6.7E-02	6.05E-04	4.05E-05	0.25	4.71E-02	4.71E-07	1.0E+06	4.7E-01

Ventura Ranch

P3 (off) - Site Preparation

							Cancer Risk from 2 to 16 years			
Receptor #	Conc	g/sec	Cair	Dose Constant	Dose	ED	Risk Constant	Risk	Constant 2	Risk/ Million
63	4.23785	1.44E-02	6.1E-02	6.05E-04	3.68E-05	0.25	4.71E-02	4.28E-07	1.0E+06	4.3E-01
64	3.71624	1.44E-02	5.3E-02	6.05E-04	3.23E-05	0.25	4.71E-02	3.75E-07	1.0E+06	3.8E-01
65	4.81621	1.44E-02	6.9E-02	6.05E-04	4.19E-05	0.25	4.71E-02	4.87E-07	1.0E+06	4.9E-01
66	1.10365	1.44E-02	1.6E-02	6.05E-04	9.59E-06	0.25	4.71E-02	1.11E-07	1.0E+06	1.1E-01
67	1.40669	1.44E-02	2.0E-02	6.05E-04	1.22E-05	0.25	4.71E-02	1.42E-07	1.0E+06	1.4E-01
68	0.52917	1.44E-02	7.6E-03	6.05E-04	4.60E-06	0.25	4.71E-02	5.35E-08	1.0E+06	5.3E-02
69	0.35315	1.44E-02	5.1E-03	6.05E-04	3.07E-06	0.25	4.71E-02	3.57E-08	1.0E+06	3.6E-02
70	0.26517	1.44E-02	3.8E-03	6.05E-04	2.30E-06	0.25	4.71E-02	2.68E-08	1.0E+06	2.7E-02
71	0.21757	1.44E-02	3.1E-03	6.05E-04	1.89E-06	0.25	4.71E-02	2.20E-08	1.0E+06	2.2E-02
72	1.07883	1.44E-02	1.5E-02	6.05E-04	9.38E-06	0.25	4.71E-02	1.09E-07	1.0E+06	1.1E-01
73	1.36829	1.44E-02	2.0E-02	6.05E-04	1.19E-05	0.25	4.71E-02	1.38E-07	1.0E+06	1.4E-01
74	0.9512	1.44E-02	1.4E-02	6.05E-04	8.27E-06	0.25	4.71E-02	9.61E-08	1.0E+06	9.6E-02
75	0.56317	1.44E-02	8.1E-03	6.05E-04	4.89E-06	0.25	4.71E-02	5.69E-08	1.0E+06	5.7E-02
76	0.38395	1.44E-02	5.5E-03	6.05E-04	3.34E-06	0.25	4.71E-02	3.88E-08	1.0E+06	3.9E-02
77	0.29227	1.44E-02	4.2E-03	6.05E-04	2.54E-06	0.25	4.71E-02	2.95E-08	1.0E+06	3.0E-02
78	0.24965	1.44E-02	3.6E-03	6.05E-04	2.17E-06	0.25	4.71E-02	2.52E-08	1.0E+06	2.5E-02
79	1.0595	1.44E-02	1.5E-02	6.05E-04	9.21E-06	0.25	4.71E-02	1.07E-07	1.0E+06	1.1E-01
80	1.33168	1.44E-02	1.9E-02	6.05E-04	1.16E-05	0.25	4.71E-02	1.35E-07	1.0E+06	1.3E-01
81	0.98702	1.44E-02	1.4E-02	6.05E-04	8.58E-06	0.25	4.71E-02	9.97E-08	1.0E+06	1.0E-01
82	0.60145	1.44E-02	8.6E-03	6.05E-04	5.23E-06	0.25	4.71E-02	6.08E-08	1.0E+06	6.1E-02
83	0.45248	1.44E-02	6.5E-03	6.05E-04	3.93E-06	0.25	4.71E-02	4.57E-08	1.0E+06	4.6E-02
84	0.37602	1.44E-02	5.4E-03	6.05E-04	3.27E-06	0.25	4.71E-02	3.80E-08	1.0E+06	3.8E-02
85	0.30512	1.44E-02	4.4E-03	6.05E-04	2.65E-06	0.25	4.71E-02	3.08E-08	1.0E+06	3.1E-02
86	1.05345	1.44E-02	1.5E-02	6.05E-04	9.16E-06	0.25	4.71E-02	1.06E-07	1.0E+06	1.1E-01
87	1.41373	1.44E-02	2.0E-02	6.05E-04	1.23E-05	0.25	4.71E-02	1.43E-07	1.0E+06	1.4E-01
88	0.72086	1.44E-02	1.0E-02	6.05E-04	6.27E-06	0.25	4.71E-02	7.28E-08	1.0E+06	7.3E-02
89	0.83306	1.44E-02	1.2E-02	6.05E-04	7.24E-06	0.25	4.71E-02	8.42E-08	1.0E+06	8.4E-02
90	0.66906	1.44E-02	9.6E-03	6.05E-04	5.81E-06	0.25	4.71E-02	6.76E-08	1.0E+06	6.8E-02
91	0.7657	1.44E-02	1.1E-02	6.05E-04	6.65E-06	0.25	4.71E-02	7.74E-08	1.0E+06	7.7E-02
92	0.88448	1.44E-02	1.3E-02	6.05E-04	7.69E-06	0.25	4.71E-02	8.94E-08	1.0E+06	8.9E-02
93	0.61019	1.44E-02	8.8E-03	6.05E-04	5.30E-06	0.25	4.71E-02	6.16E-08	1.0E+06	6.2E-02

Ventura Ranch

P3 (off) - Site Preparation

		Cancer Risk from 2 to 16 years								
Receptor #	Conc	g/sec	Cair	Dose Constant	Dose	ED	Risk Constant	Risk	Constant 2	Risk/ Million
94	0.68999	1.44E-02	9.9E-03	6.05E-04	6.00E-06	0.25	4.71E-02	6.97E-08	1.0E+06	7.0E-02
95	0.7864	1.44E-02	1.1E-02	6.05E-04	6.83E-06	0.25	4.71E-02	7.94E-08	1.0E+06	7.9E-02
96	0.92364	1.44E-02	1.3E-02	6.05E-04	8.03E-06	0.25	4.71E-02	9.33E-08	1.0E+06	9.3E-02
97	1.10504	1.44E-02	1.6E-02	6.05E-04	9.60E-06	0.25	4.71E-02	1.12E-07	1.0E+06	1.1E-01
98	1.3262	1.44E-02	1.9E-02	6.05E-04	1.15E-05	0.25	4.71E-02	1.34E-07	1.0E+06	1.3E-01
99	0.54304	1.44E-02	7.8E-03	6.05E-04	4.72E-06	0.25	4.71E-02	5.49E-08	1.0E+06	5.5E-02
100	0.60537	1.44E-02	8.7E-03	6.05E-04	5.26E-06	0.25	4.71E-02	6.12E-08	1.0E+06	6.1E-02
101	0.68065	1.44E-02	9.8E-03	6.05E-04	5.92E-06	0.25	4.71E-02	6.88E-08	1.0E+06	6.9E-02
102	0.78538	1.44E-02	1.1E-02	6.05E-04	6.83E-06	0.25	4.71E-02	7.93E-08	1.0E+06	7.9E-02
103	0.92249	1.44E-02	1.3E-02	6.05E-04	8.02E-06	0.25	4.71E-02	9.32E-08	1.0E+06	9.3E-02
104	1.10706	1.44E-02	1.6E-02	6.05E-04	9.62E-06	0.25	4.71E-02	1.12E-07	1.0E+06	1.1E-01
105	1.36857	1.44E-02	2.0E-02	6.05E-04	1.19E-05	0.25	4.71E-02	1.38E-07	1.0E+06	1.4E-01
106	1.76548	1.44E-02	2.5E-02	6.05E-04	1.53E-05	0.25	4.71E-02	1.78E-07	1.0E+06	1.8E-01
107	2.45349	1.44E-02	3.5E-02	6.05E-04	2.13E-05	0.25	4.71E-02	2.48E-07	1.0E+06	2.5E-01
108	3.89694	1.44E-02	5.6E-02	6.05E-04	3.39E-05	0.25	4.71E-02	3.94E-07	1.0E+06	3.9E-01
109	0.47154	1.44E-02	6.8E-03	6.05E-04	4.10E-06	0.25	4.71E-02	4.76E-08	1.0E+06	4.8E-02
110	0.518	1.44E-02	7.4E-03	6.05E-04	4.50E-06	0.25	4.71E-02	5.23E-08	1.0E+06	5.2E-02
111	0.57712	1.44E-02	8.3E-03	6.05E-04	5.02E-06	0.25	4.71E-02	5.83E-08	1.0E+06	5.8E-02
112	0.66002	1.44E-02	9.5E-03	6.05E-04	5.74E-06	0.25	4.71E-02	6.67E-08	1.0E+06	6.7E-02
113	0.75336	1.44E-02	1.1E-02	6.05E-04	6.55E-06	0.25	4.71E-02	7.61E-08	1.0E+06	7.6E-02
114	0.87136	1.44E-02	1.3E-02	6.05E-04	7.57E-06	0.25	4.71E-02	8.80E-08	1.0E+06	8.8E-02
115	1.0365	1.44E-02	1.5E-02	6.05E-04	9.01E-06	0.25	4.71E-02	1.05E-07	1.0E+06	1.0E-01
116	1.26469	1.44E-02	1.8E-02	6.05E-04	1.10E-05	0.25	4.71E-02	1.28E-07	1.0E+06	1.3E-01
117	1.60507	1.44E-02	2.3E-02	6.05E-04	1.39E-05	0.25	4.71E-02	1.62E-07	1.0E+06	1.6E-01
118	2.18911	1.44E-02	3.1E-02	6.05E-04	1.90E-05	0.25	4.71E-02	2.21E-07	1.0E+06	2.2E-01
119	3.34935	1.44E-02	4.8E-02	6.05E-04	2.91E-05	0.25	4.71E-02	3.38E-07	1.0E+06	3.4E-01
120	5.68458	1.44E-02	8.2E-02	6.05E-04	4.94E-05	0.25	4.71E-02	5.74E-07	1.0E+06	5.7E-01
121	9.08234	1.44E-02	1.3E-01	6.05E-04	7.89E-05	0.25	4.71E-02	9.18E-07	1.0E+06	9.2E-01
122	12.88509	1.44E-02	1.9E-01	6.05E-04	1.12E-04	0.25	4.71E-02	1.30E-06	1.0E+06	1.3E+00
123	0.40241	1.44E-02	5.8E-03	6.05E-04	3.50E-06	0.25	4.71E-02	4.07E-08	1.0E+06	4.1E-02
124	0.43634	1.44E-02	6.3E-03	6.05E-04	3.79E-06	0.25	4.71E-02	4.41E-08	1.0E+06	4.4E-02

Ventura Ranch

P3 (off) - Site Preparation

		Cancer Risk from 2 to 16 years								
Receptor #	Conc	g/sec	Cair	Dose Constant	Dose	ED	Risk Constant	Risk	Constant 2	Risk/ Million
125	0.48003	1.44E-02	6.9E-03	6.05E-04	4.17E-06	0.25	4.71E-02	4.85E-08	1.0E+06	4.8E-02
126	0.53925	1.44E-02	7.7E-03	6.05E-04	4.69E-06	0.25	4.71E-02	5.45E-08	1.0E+06	5.4E-02
127	0.60059	1.44E-02	8.6E-03	6.05E-04	5.22E-06	0.25	4.71E-02	6.07E-08	1.0E+06	6.1E-02
128	0.67646	1.44E-02	9.7E-03	6.05E-04	5.88E-06	0.25	4.71E-02	6.83E-08	1.0E+06	6.8E-02
129	0.78253	1.44E-02	1.1E-02	6.05E-04	6.80E-06	0.25	4.71E-02	7.91E-08	1.0E+06	7.9E-02
130	0.91204	1.44E-02	1.3E-02	6.05E-04	7.93E-06	0.25	4.71E-02	9.21E-08	1.0E+06	9.2E-02
131	1.09309	1.44E-02	1.6E-02	6.05E-04	9.50E-06	0.25	4.71E-02	1.10E-07	1.0E+06	1.1E-01
132	1.35603	1.44E-02	1.9E-02	6.05E-04	1.18E-05	0.25	4.71E-02	1.37E-07	1.0E+06	1.4E-01
133	1.80558	1.44E-02	2.6E-02	6.05E-04	1.57E-05	0.25	4.71E-02	1.82E-07	1.0E+06	1.8E-01
134	2.58118	1.44E-02	3.7E-02	6.05E-04	2.24E-05	0.25	4.71E-02	2.61E-07	1.0E+06	2.6E-01
135	3.64425	1.44E-02	5.2E-02	6.05E-04	3.17E-05	0.25	4.71E-02	3.68E-07	1.0E+06	3.7E-01
136	4.90821	1.44E-02	7.1E-02	6.05E-04	4.27E-05	0.25	4.71E-02	4.96E-07	1.0E+06	5.0E-01
137	6.18536	1.44E-02	8.9E-02	6.05E-04	5.38E-05	0.25	4.71E-02	6.25E-07	1.0E+06	6.2E-01
138	7.11634	1.44E-02	1.0E-01	6.05E-04	6.18E-05	0.25	4.71E-02	7.19E-07	1.0E+06	7.2E-01
139	0.34043	1.44E-02	4.9E-03	6.05E-04	2.96E-06	0.25	4.71E-02	3.44E-08	1.0E+06	3.4E-02
140	0.3647	1.44E-02	5.2E-03	6.05E-04	3.17E-06	0.25	4.71E-02	3.68E-08	1.0E+06	3.7E-02
141	0.3956	1.44E-02	5.7E-03	6.05E-04	3.44E-06	0.25	4.71E-02	4.00E-08	1.0E+06	4.0E-02
142	0.43638	1.44E-02	6.3E-03	6.05E-04	3.79E-06	0.25	4.71E-02	4.41E-08	1.0E+06	4.4E-02
143	0.47655	1.44E-02	6.8E-03	6.05E-04	4.14E-06	0.25	4.71E-02	4.81E-08	1.0E+06	4.8E-02
144	0.52675	1.44E-02	7.6E-03	6.05E-04	4.58E-06	0.25	4.71E-02	5.32E-08	1.0E+06	5.3E-02
145	0.59329	1.44E-02	8.5E-03	6.05E-04	5.16E-06	0.25	4.71E-02	5.99E-08	1.0E+06	6.0E-02
146	0.6733	1.44E-02	9.7E-03	6.05E-04	5.85E-06	0.25	4.71E-02	6.80E-08	1.0E+06	6.8E-02
147	0.78195	1.44E-02	1.1E-02	6.05E-04	6.80E-06	0.25	4.71E-02	7.90E-08	1.0E+06	7.9E-02
148	0.91559	1.44E-02	1.3E-02	6.05E-04	7.96E-06	0.25	4.71E-02	9.25E-08	1.0E+06	9.2E-02
149	1.13846	1.44E-02	1.6E-02	6.05E-04	9.89E-06	0.25	4.71E-02	1.15E-07	1.0E+06	1.2E-01
150	1.49903	1.44E-02	2.2E-02	6.05E-04	1.30E-05	0.25	4.71E-02	1.51E-07	1.0E+06	1.5E-01
151	1.93942	1.44E-02	2.8E-02	6.05E-04	1.69E-05	0.25	4.71E-02	1.96E-07	1.0E+06	2.0E-01
152	2.41416	1.44E-02	3.5E-02	6.05E-04	2.10E-05	0.25	4.71E-02	2.44E-07	1.0E+06	2.4E-01
153	3.13085	1.44E-02	4.5E-02	6.05E-04	2.72E-05	0.25	4.71E-02	3.16E-07	1.0E+06	3.2E-01
154	3.69941	1.44E-02	5.3E-02	6.05E-04	3.22E-05	0.25	4.71E-02	3.74E-07	1.0E+06	3.7E-01
155	0.28713	1.44E-02	4.1E-03	6.05E-04	2.50E-06	0.25	4.71E-02	2.90E-08	1.0E+06	2.9E-02

Ventura Ranch

P3 (off) - Site Preparation

							Cancer Risk from 2 to 16 years			
Receptor #	Conc	g/sec	Cair	Dose Constant	Dose	ED	Risk Constant	Risk	Constant 2	Risk/ Million
156	0.30444	1.44E-02	4.4E-03	6.05E-04	2.65E-06	0.25	4.71E-02	3.08E-08	1.0E+06	3.1E-02
157	0.32621	1.44E-02	4.7E-03	6.05E-04	2.84E-06	0.25	4.71E-02	3.30E-08	1.0E+06	3.3E-02
158	0.35429	1.44E-02	5.1E-03	6.05E-04	3.08E-06	0.25	4.71E-02	3.58E-08	1.0E+06	3.6E-02
159	0.38184	1.44E-02	5.5E-03	6.05E-04	3.32E-06	0.25	4.71E-02	3.86E-08	1.0E+06	3.9E-02
160	0.41645	1.44E-02	6.0E-03	6.05E-04	3.62E-06	0.25	4.71E-02	4.21E-08	1.0E+06	4.2E-02
161	0.45958	1.44E-02	6.6E-03	6.05E-04	3.99E-06	0.25	4.71E-02	4.64E-08	1.0E+06	4.6E-02
162	0.5129	1.44E-02	7.4E-03	6.05E-04	4.46E-06	0.25	4.71E-02	5.18E-08	1.0E+06	5.2E-02
163	0.58717	1.44E-02	8.4E-03	6.05E-04	5.10E-06	0.25	4.71E-02	5.93E-08	1.0E+06	5.9E-02
164	0.67389	1.44E-02	9.7E-03	6.05E-04	5.86E-06	0.25	4.71E-02	6.81E-08	1.0E+06	6.8E-02
165	0.80755	1.44E-02	1.2E-02	6.05E-04	7.02E-06	0.25	4.71E-02	8.16E-08	1.0E+06	8.2E-02
166	1.00995	1.44E-02	1.5E-02	6.05E-04	8.78E-06	0.25	4.71E-02	1.02E-07	1.0E+06	1.0E-01
167	1.22488	1.44E-02	1.8E-02	6.05E-04	1.06E-05	0.25	4.71E-02	1.24E-07	1.0E+06	1.2E-01
168	1.46612	1.44E-02	2.1E-02	6.05E-04	1.27E-05	0.25	4.71E-02	1.48E-07	1.0E+06	1.5E-01
169	1.83368	1.44E-02	2.6E-02	6.05E-04	1.59E-05	0.25	4.71E-02	1.85E-07	1.0E+06	1.9E-01
170	2.1462	1.44E-02	3.1E-02	6.05E-04	1.87E-05	0.25	4.71E-02	2.17E-07	1.0E+06	2.2E-01
171	0.24271	1.44E-02	3.5E-03	6.05E-04	2.11E-06	0.25	4.71E-02	2.45E-08	1.0E+06	2.5E-02
172	0.2551	1.44E-02	3.7E-03	6.05E-04	2.22E-06	0.25	4.71E-02	2.58E-08	1.0E+06	2.6E-02
173	0.27063	1.44E-02	3.9E-03	6.05E-04	2.35E-06	0.25	4.71E-02	2.73E-08	1.0E+06	2.7E-02
174	0.29061	1.44E-02	4.2E-03	6.05E-04	2.53E-06	0.25	4.71E-02	2.94E-08	1.0E+06	2.9E-02
175	0.31089	1.44E-02	4.5E-03	6.05E-04	2.70E-06	0.25	4.71E-02	3.14E-08	1.0E+06	3.1E-02
176	0.33649	1.44E-02	4.8E-03	6.05E-04	2.92E-06	0.25	4.71E-02	3.40E-08	1.0E+06	3.4E-02
177	0.36604	1.44E-02	5.3E-03	6.05E-04	3.18E-06	0.25	4.71E-02	3.70E-08	1.0E+06	3.7E-02
178	0.40571	1.44E-02	5.8E-03	6.05E-04	3.53E-06	0.25	4.71E-02	4.10E-08	1.0E+06	4.1E-02
179	0.45998	1.44E-02	6.6E-03	6.05E-04	4.00E-06	0.25	4.71E-02	4.65E-08	1.0E+06	4.6E-02
180	0.52137	1.44E-02	7.5E-03	6.05E-04	4.53E-06	0.25	4.71E-02	5.27E-08	1.0E+06	5.3E-02
181	0.59926	1.44E-02	8.6E-03	6.05E-04	5.21E-06	0.25	4.71E-02	6.05E-08	1.0E+06	6.1E-02
182	0.72965	1.44E-02	1.0E-02	6.05E-04	6.34E-06	0.25	4.71E-02	7.37E-08	1.0E+06	7.4E-02
183	0.86652	1.44E-02	1.2E-02	6.05E-04	7.53E-06	0.25	4.71E-02	8.75E-08	1.0E+06	8.8E-02
184	0.99831	1.44E-02	1.4E-02	6.05E-04	8.68E-06	0.25	4.71E-02	1.01E-07	1.0E+06	1.0E-01
185	1.20395	1.44E-02	1.7E-02	6.05E-04	1.05E-05	0.25	4.71E-02	1.22E-07	1.0E+06	1.2E-01
186	1.37693	1.44E-02	2.0E-02	6.05E-04	1.20E-05	0.25	4.71E-02	1.39E-07	1.0E+06	1.4E-01

Ventura Ranch

P3 (off) - Site Preparation

							Cancer Risk from 2 to 16 years			
Receptor #	Conc	g/sec	Cair	Dose Constant	Dose	ED	Risk Constant	Risk	Constant 2	Risk/ Million
187	0.20615	1.44E-02	3.0E-03	6.05E-04	1.79E-06	0.25	4.71E-02	2.08E-08	1.0E+06	2.1E-02
188	0.21534	1.44E-02	3.1E-03	6.05E-04	1.87E-06	0.25	4.71E-02	2.18E-08	1.0E+06	2.2E-02
189	0.22696	1.44E-02	3.3E-03	6.05E-04	1.97E-06	0.25	4.71E-02	2.29E-08	1.0E+06	2.3E-02
190	0.2419	1.44E-02	3.5E-03	6.05E-04	2.10E-06	0.25	4.71E-02	2.44E-08	1.0E+06	2.4E-02
191	0.2579	1.44E-02	3.7E-03	6.05E-04	2.24E-06	0.25	4.71E-02	2.61E-08	1.0E+06	2.6E-02
192	0.27837	1.44E-02	4.0E-03	6.05E-04	2.42E-06	0.25	4.71E-02	2.81E-08	1.0E+06	2.8E-02
193	0.29964	1.44E-02	4.3E-03	6.05E-04	2.60E-06	0.25	4.71E-02	3.03E-08	1.0E+06	3.0E-02
194	0.33107	1.44E-02	4.8E-03	6.05E-04	2.88E-06	0.25	4.71E-02	3.34E-08	1.0E+06	3.3E-02
195	0.37331	1.44E-02	5.4E-03	6.05E-04	3.24E-06	0.25	4.71E-02	3.77E-08	1.0E+06	3.8E-02
196	0.41984	1.44E-02	6.0E-03	6.05E-04	3.65E-06	0.25	4.71E-02	4.24E-08	1.0E+06	4.2E-02
197	0.47633	1.44E-02	6.8E-03	6.05E-04	4.14E-06	0.25	4.71E-02	4.81E-08	1.0E+06	4.8E-02
198	0.56612	1.44E-02	8.1E-03	6.05E-04	4.92E-06	0.25	4.71E-02	5.72E-08	1.0E+06	5.7E-02
199	0.6557	1.44E-02	9.4E-03	6.05E-04	5.70E-06	0.25	4.71E-02	6.62E-08	1.0E+06	6.6E-02
200	0.72603	1.44E-02	1.0E-02	6.05E-04	6.31E-06	0.25	4.71E-02	7.33E-08	1.0E+06	7.3E-02
201	0.85446	1.44E-02	1.2E-02	6.05E-04	7.43E-06	0.25	4.71E-02	8.63E-08	1.0E+06	8.6E-02
202	0.95972	1.44E-02	1.4E-02	6.05E-04	8.34E-06	0.25	4.71E-02	9.70E-08	1.0E+06	9.7E-02
203	0.17632	1.44E-02	2.5E-03	6.05E-04	1.53E-06	0.25	4.71E-02	1.78E-08	1.0E+06	1.8E-02
204	0.18352	1.44E-02	2.6E-03	6.05E-04	1.59E-06	0.25	4.71E-02	1.85E-08	1.0E+06	1.9E-02
205	0.19269	1.44E-02	2.8E-03	6.05E-04	1.67E-06	0.25	4.71E-02	1.95E-08	1.0E+06	1.9E-02
206	0.20463	1.44E-02	2.9E-03	6.05E-04	1.78E-06	0.25	4.71E-02	2.07E-08	1.0E+06	2.1E-02
207	0.21821	1.44E-02	3.1E-03	6.05E-04	1.90E-06	0.25	4.71E-02	2.20E-08	1.0E+06	2.2E-02
208	0.23565	1.44E-02	3.4E-03	6.05E-04	2.05E-06	0.25	4.71E-02	2.38E-08	1.0E+06	2.4E-02
209	0.25203	1.44E-02	3.6E-03	6.05E-04	2.19E-06	0.25	4.71E-02	2.55E-08	1.0E+06	2.5E-02
210	0.2774	1.44E-02	4.0E-03	6.05E-04	2.41E-06	0.25	4.71E-02	2.80E-08	1.0E+06	2.8E-02
211	0.311	1.44E-02	4.5E-03	6.05E-04	2.70E-06	0.25	4.71E-02	3.14E-08	1.0E+06	3.1E-02
212	0.34461	1.44E-02	4.9E-03	6.05E-04	3.00E-06	0.25	4.71E-02	3.48E-08	1.0E+06	3.5E-02
213	0.39368	1.44E-02	5.7E-03	6.05E-04	3.42E-06	0.25	4.71E-02	3.98E-08	1.0E+06	4.0E-02
214	0.45874	1.44E-02	6.6E-03	6.05E-04	3.99E-06	0.25	4.71E-02	4.63E-08	1.0E+06	4.6E-02
215	0.51869	1.44E-02	7.5E-03	6.05E-04	4.51E-06	0.25	4.71E-02	5.24E-08	1.0E+06	5.2E-02
216	0.55472	1.44E-02	8.0E-03	6.05E-04	4.82E-06	0.25	4.71E-02	5.60E-08	1.0E+06	5.6E-02
217	0.63877	1.44E-02	9.2E-03	6.05E-04	5.55E-06	0.25	4.71E-02	6.45E-08	1.0E+06	6.5E-02

Ventura Ranch

P3 (off) - Site Preparation

		Cancer Risk from 2 to 16 years								
Receptor #	Conc	g/sec	Cair	Dose Constant	Dose	ED	Risk Constant	Risk	Constant 2	Risk/ Million
218	0.71268	1.44E-02	1.0E-02	6.05E-04	6.19E-06	0.25	4.71E-02	7.20E-08	1.0E+06	7.2E-02
219	0.15226	1.44E-02	2.2E-03	6.05E-04	1.32E-06	0.25	4.71E-02	1.54E-08	1.0E+06	1.5E-02
220	0.15827	1.44E-02	2.3E-03	6.05E-04	1.38E-06	0.25	4.71E-02	1.60E-08	1.0E+06	1.6E-02
221	0.16606	1.44E-02	2.4E-03	6.05E-04	1.44E-06	0.25	4.71E-02	1.68E-08	1.0E+06	1.7E-02
222	0.17616	1.44E-02	2.5E-03	6.05E-04	1.53E-06	0.25	4.71E-02	1.78E-08	1.0E+06	1.8E-02
223	0.18801	1.44E-02	2.7E-03	6.05E-04	1.63E-06	0.25	4.71E-02	1.90E-08	1.0E+06	1.9E-02
224	0.20268	1.44E-02	2.9E-03	6.05E-04	1.76E-06	0.25	4.71E-02	2.05E-08	1.0E+06	2.0E-02
225	0.21743	1.44E-02	3.1E-03	6.05E-04	1.89E-06	0.25	4.71E-02	2.20E-08	1.0E+06	2.2E-02
226	0.23288	1.44E-02	3.3E-03	6.05E-04	2.02E-06	0.25	4.71E-02	2.35E-08	1.0E+06	2.4E-02
227	0.26173	1.44E-02	3.8E-03	6.05E-04	2.27E-06	0.25	4.71E-02	2.64E-08	1.0E+06	2.6E-02
228	0.29356	1.44E-02	4.2E-03	6.05E-04	2.55E-06	0.25	4.71E-02	2.97E-08	1.0E+06	3.0E-02
229	0.33422	1.44E-02	4.8E-03	6.05E-04	2.90E-06	0.25	4.71E-02	3.38E-08	1.0E+06	3.4E-02
230	0.3818	1.44E-02	5.5E-03	6.05E-04	3.32E-06	0.25	4.71E-02	3.86E-08	1.0E+06	3.9E-02
231	0.41185	1.44E-02	5.9E-03	6.05E-04	3.58E-06	0.25	4.71E-02	4.16E-08	1.0E+06	4.2E-02
232	0.43874	1.44E-02	6.3E-03	6.05E-04	3.81E-06	0.25	4.71E-02	4.43E-08	1.0E+06	4.4E-02
233	0.49749	1.44E-02	7.1E-03	6.05E-04	4.32E-06	0.25	4.71E-02	5.03E-08	1.0E+06	5.0E-02
234	0.54696	1.44E-02	7.9E-03	6.05E-04	4.75E-06	0.25	4.71E-02	5.53E-08	1.0E+06	5.5E-02
235	0.13297	1.44E-02	1.9E-03	6.05E-04	1.16E-06	0.25	4.71E-02	1.34E-08	1.0E+06	1.3E-02
236	0.13832	1.44E-02	2.0E-03	6.05E-04	1.20E-06	0.25	4.71E-02	1.40E-08	1.0E+06	1.4E-02
237	0.14531	1.44E-02	2.1E-03	6.05E-04	1.26E-06	0.25	4.71E-02	1.47E-08	1.0E+06	1.5E-02
238	0.15414	1.44E-02	2.2E-03	6.05E-04	1.34E-06	0.25	4.71E-02	1.56E-08	1.0E+06	1.6E-02
239	0.16381	1.44E-02	2.4E-03	6.05E-04	1.42E-06	0.25	4.71E-02	1.65E-08	1.0E+06	1.7E-02
240	0.17734	1.44E-02	2.5E-03	6.05E-04	1.54E-06	0.25	4.71E-02	1.79E-08	1.0E+06	1.8E-02
241	0.19171	1.44E-02	2.8E-03	6.05E-04	1.67E-06	0.25	4.71E-02	1.94E-08	1.0E+06	1.9E-02
242	0.20329	1.44E-02	2.9E-03	6.05E-04	1.77E-06	0.25	4.71E-02	2.05E-08	1.0E+06	2.1E-02
243	0.22816	1.44E-02	3.3E-03	6.05E-04	1.98E-06	0.25	4.71E-02	2.31E-08	1.0E+06	2.3E-02
244	0.255	1.44E-02	3.7E-03	6.05E-04	2.22E-06	0.25	4.71E-02	2.58E-08	1.0E+06	2.6E-02
245	0.28813	1.44E-02	4.1E-03	6.05E-04	2.50E-06	0.25	4.71E-02	2.91E-08	1.0E+06	2.9E-02
246	0.32386	1.44E-02	4.7E-03	6.05E-04	2.81E-06	0.25	4.71E-02	3.27E-08	1.0E+06	3.3E-02
247	0.32798	1.44E-02	4.7E-03	6.05E-04	2.85E-06	0.25	4.71E-02	3.31E-08	1.0E+06	3.3E-02
248	0.35938	1.44E-02	5.2E-03	6.05E-04	3.12E-06	0.25	4.71E-02	3.63E-08	1.0E+06	3.6E-02

Ventura Ranch

P3 (off) - Site Preparation

							Cancer Risk from 2 to 16 years			
Receptor #	Conc	g/sec	Cair	Dose Constant	Dose	ED	Risk Constant	Risk	Constant 2	Risk/ Million
249	0.39779	1.44E-02	5.7E-03	6.05E-04	3.46E-06	0.25	4.71E-02	4.02E-08	1.0E+06	4.0E-02
250	0.43209	1.44E-02	6.2E-03	6.05E-04	3.76E-06	0.25	4.71E-02	4.37E-08	1.0E+06	4.4E-02
251	0.11748	1.44E-02	1.7E-03	6.05E-04	1.02E-06	0.25	4.71E-02	1.19E-08	1.0E+06	1.2E-02
252	0.12255	1.44E-02	1.8E-03	6.05E-04	1.07E-06	0.25	4.71E-02	1.24E-08	1.0E+06	1.2E-02
253	0.12903	1.44E-02	1.9E-03	6.05E-04	1.12E-06	0.25	4.71E-02	1.30E-08	1.0E+06	1.3E-02
254	0.13731	1.44E-02	2.0E-03	6.05E-04	1.19E-06	0.25	4.71E-02	1.39E-08	1.0E+06	1.4E-02
255	0.14532	1.44E-02	2.1E-03	6.05E-04	1.26E-06	0.25	4.71E-02	1.47E-08	1.0E+06	1.5E-02
256	0.15786	1.44E-02	2.3E-03	6.05E-04	1.37E-06	0.25	4.71E-02	1.59E-08	1.0E+06	1.6E-02
257	0.17132	1.44E-02	2.5E-03	6.05E-04	1.49E-06	0.25	4.71E-02	1.73E-08	1.0E+06	1.7E-02
258	0.18092	1.44E-02	2.6E-03	6.05E-04	1.57E-06	0.25	4.71E-02	1.83E-08	1.0E+06	1.8E-02
259	0.20122	1.44E-02	2.9E-03	6.05E-04	1.75E-06	0.25	4.71E-02	2.03E-08	1.0E+06	2.0E-02
260	0.22356	1.44E-02	3.2E-03	6.05E-04	1.94E-06	0.25	4.71E-02	2.26E-08	1.0E+06	2.3E-02
261	0.24962	1.44E-02	3.6E-03	6.05E-04	2.17E-06	0.25	4.71E-02	2.52E-08	1.0E+06	2.5E-02
262	0.27789	1.44E-02	4.0E-03	6.05E-04	2.42E-06	0.25	4.71E-02	2.81E-08	1.0E+06	2.8E-02
263	0.27517	1.44E-02	4.0E-03	6.05E-04	2.39E-06	0.25	4.71E-02	2.78E-08	1.0E+06	2.8E-02
264	0.30405	1.44E-02	4.4E-03	6.05E-04	2.64E-06	0.25	4.71E-02	3.07E-08	1.0E+06	3.1E-02
265	0.32051	1.44E-02	4.6E-03	6.05E-04	2.79E-06	0.25	4.71E-02	3.24E-08	1.0E+06	3.2E-02
266	0.34187	1.44E-02	4.9E-03	6.05E-04	2.97E-06	0.25	4.71E-02	3.45E-08	1.0E+06	3.5E-02
267	0.10496	1.44E-02	1.5E-03	6.05E-04	9.12E-07	0.25	4.71E-02	1.06E-08	1.0E+06	1.1E-02
268	0.11001	1.44E-02	1.6E-03	6.05E-04	9.56E-07	0.25	4.71E-02	1.11E-08	1.0E+06	1.1E-02
269	0.11612	1.44E-02	1.7E-03	6.05E-04	1.01E-06	0.25	4.71E-02	1.17E-08	1.0E+06	1.2E-02
270	0.12388	1.44E-02	1.8E-03	6.05E-04	1.08E-06	0.25	4.71E-02	1.25E-08	1.0E+06	1.3E-02
271	0.13101	1.44E-02	1.9E-03	6.05E-04	1.14E-06	0.25	4.71E-02	1.32E-08	1.0E+06	1.3E-02
272	0.14211	1.44E-02	2.0E-03	6.05E-04	1.24E-06	0.25	4.71E-02	1.44E-08	1.0E+06	1.4E-02
273	0.15433	1.44E-02	2.2E-03	6.05E-04	1.34E-06	0.25	4.71E-02	1.56E-08	1.0E+06	1.6E-02
274	0.16469	1.44E-02	2.4E-03	6.05E-04	1.43E-06	0.25	4.71E-02	1.66E-08	1.0E+06	1.7E-02
275	0.179	1.44E-02	2.6E-03	6.05E-04	1.56E-06	0.25	4.71E-02	1.81E-08	1.0E+06	1.8E-02
276	0.19851	1.44E-02	2.9E-03	6.05E-04	1.73E-06	0.25	4.71E-02	2.01E-08	1.0E+06	2.0E-02
277	0.21521	1.44E-02	3.1E-03	6.05E-04	1.87E-06	0.25	4.71E-02	2.17E-08	1.0E+06	2.2E-02
278	0.22946	1.44E-02	3.3E-03	6.05E-04	1.99E-06	0.25	4.71E-02	2.32E-08	1.0E+06	2.3E-02
279	0.24341	1.44E-02	3.5E-03	6.05E-04	2.12E-06	0.25	4.71E-02	2.46E-08	1.0E+06	2.5E-02

Ventura Ranch

P3 (off) - Site Preparation

							Cancer Risk from 2 to 16 years			
Receptor #	Conc	g/sec	Cair	Dose Constant	Dose	ED	Risk Constant	Risk	Constant 2	Risk/ Million
280	0.26392	1.44E-02	3.8E-03	6.05E-04	2.29E-06	0.25	4.71E-02	2.67E-08	1.0E+06	2.7E-02
281	0.2743	1.44E-02	3.9E-03	6.05E-04	2.38E-06	0.25	4.71E-02	2.77E-08	1.0E+06	2.8E-02
282	0.29316	1.44E-02	4.2E-03	6.05E-04	2.55E-06	0.25	4.71E-02	2.96E-08	1.0E+06	3.0E-02
283	0.09475	1.44E-02	1.4E-03	6.05E-04	8.23E-07	0.25	4.71E-02	9.57E-09	1.0E+06	9.6E-03
284	0.0999	1.44E-02	1.4E-03	6.05E-04	8.68E-07	0.25	4.71E-02	1.01E-08	1.0E+06	1.0E-02
285	0.10574	1.44E-02	1.5E-03	6.05E-04	9.19E-07	0.25	4.71E-02	1.07E-08	1.0E+06	1.1E-02
286	0.11306	1.44E-02	1.6E-03	6.05E-04	9.83E-07	0.25	4.71E-02	1.14E-08	1.0E+06	1.1E-02
287	0.12013	1.44E-02	1.7E-03	6.05E-04	1.04E-06	0.25	4.71E-02	1.21E-08	1.0E+06	1.2E-02
288	0.12918	1.44E-02	1.9E-03	6.05E-04	1.12E-06	0.25	4.71E-02	1.31E-08	1.0E+06	1.3E-02
289	0.14045	1.44E-02	2.0E-03	6.05E-04	1.22E-06	0.25	4.71E-02	1.42E-08	1.0E+06	1.4E-02
290	0.15141	1.44E-02	2.2E-03	6.05E-04	1.32E-06	0.25	4.71E-02	1.53E-08	1.0E+06	1.5E-02
291	0.16166	1.44E-02	2.3E-03	6.05E-04	1.40E-06	0.25	4.71E-02	1.63E-08	1.0E+06	1.6E-02
292	0.17782	1.44E-02	2.6E-03	6.05E-04	1.55E-06	0.25	4.71E-02	1.80E-08	1.0E+06	1.8E-02
293	0.1917	1.44E-02	2.8E-03	6.05E-04	1.67E-06	0.25	4.71E-02	1.94E-08	1.0E+06	1.9E-02
294	0.20499	1.44E-02	2.9E-03	6.05E-04	1.78E-06	0.25	4.71E-02	2.07E-08	1.0E+06	2.1E-02
295	0.2177	1.44E-02	3.1E-03	6.05E-04	1.89E-06	0.25	4.71E-02	2.20E-08	1.0E+06	2.2E-02
296	0.23163	1.44E-02	3.3E-03	6.05E-04	2.01E-06	0.25	4.71E-02	2.34E-08	1.0E+06	2.3E-02
297	0.24114	1.44E-02	3.5E-03	6.05E-04	2.10E-06	0.25	4.71E-02	2.44E-08	1.0E+06	2.4E-02
298	0.25283	1.44E-02	3.6E-03	6.05E-04	2.20E-06	0.25	4.71E-02	2.55E-08	1.0E+06	2.6E-02
299	0.09164	1.44E-02	1.3E-03	6.05E-04	7.96E-07	0.25	4.71E-02	9.26E-09	1.0E+06	9.3E-03
300	0.09729	1.44E-02	1.4E-03	6.05E-04	8.46E-07	0.25	4.71E-02	9.83E-09	1.0E+06	9.8E-03
301	0.10412	1.44E-02	1.5E-03	6.05E-04	9.05E-07	0.25	4.71E-02	1.05E-08	1.0E+06	1.1E-02
302	0.11222	1.44E-02	1.6E-03	6.05E-04	9.75E-07	0.25	4.71E-02	1.13E-08	1.0E+06	1.1E-02
303	0.11995	1.44E-02	1.7E-03	6.05E-04	1.04E-06	0.25	4.71E-02	1.21E-08	1.0E+06	1.2E-02
304	0.12866	1.44E-02	1.8E-03	6.05E-04	1.12E-06	0.25	4.71E-02	1.30E-08	1.0E+06	1.3E-02
305	0.13836	1.44E-02	2.0E-03	6.05E-04	1.20E-06	0.25	4.71E-02	1.40E-08	1.0E+06	1.4E-02
306	0.14872	1.44E-02	2.1E-03	6.05E-04	1.29E-06	0.25	4.71E-02	1.50E-08	1.0E+06	1.5E-02
307	0.16095	1.44E-02	2.3E-03	6.05E-04	1.40E-06	0.25	4.71E-02	1.63E-08	1.0E+06	1.6E-02
308	0.17323	1.44E-02	2.5E-03	6.05E-04	1.51E-06	0.25	4.71E-02	1.75E-08	1.0E+06	1.8E-02

Ventura Ranch

P3 (off) - Site Preparation

							Cancer Risk from 2 to 16 years			
Receptor #	Conc	g/sec	Cair	Dose Constant	Dose	ED	Risk Constant	Risk	Constant 2	Risk/ Million
309	0.18251	1.44E-02	2.6E-03	6.05E-04	1.59E-06	0.25	4.71E-02	1.84E-08	1.0E+06	1.8E-02
310	0.19325	1.44E-02	2.8E-03	6.05E-04	1.68E-06	0.25	4.71E-02	1.95E-08	1.0E+06	2.0E-02
311	0.20699	1.44E-02	3.0E-03	6.05E-04	1.80E-06	0.25	4.71E-02	2.09E-08	1.0E+06	2.1E-02
312	0.21939	1.44E-02	3.2E-03	6.05E-04	1.91E-06	0.25	4.71E-02	2.22E-08	1.0E+06	2.2E-02
313	0.21889	1.44E-02	3.1E-03	6.05E-04	1.90E-06	0.25	4.71E-02	2.21E-08	1.0E+06	2.2E-02
314	0.08461	1.44E-02	1.2E-03	6.05E-04	7.35E-07	0.25	4.71E-02	8.55E-09	1.0E+06	8.5E-03
315	0.09028	1.44E-02	1.3E-03	6.05E-04	7.85E-07	0.25	4.71E-02	9.12E-09	1.0E+06	9.1E-03
316	0.09664	1.44E-02	1.4E-03	6.05E-04	8.40E-07	0.25	4.71E-02	9.76E-09	1.0E+06	9.8E-03
317	0.10404	1.44E-02	1.5E-03	6.05E-04	9.04E-07	0.25	4.71E-02	1.05E-08	1.0E+06	1.1E-02
318	0.10976	1.44E-02	1.6E-03	6.05E-04	9.54E-07	0.25	4.71E-02	1.11E-08	1.0E+06	1.1E-02
319	0.11847	1.44E-02	1.7E-03	6.05E-04	1.03E-06	0.25	4.71E-02	1.20E-08	1.0E+06	1.2E-02
320	0.12794	1.44E-02	1.8E-03	6.05E-04	1.11E-06	0.25	4.71E-02	1.29E-08	1.0E+06	1.3E-02
321	0.13517	1.44E-02	1.9E-03	6.05E-04	1.17E-06	0.25	4.71E-02	1.37E-08	1.0E+06	1.4E-02
322	0.14658	1.44E-02	2.1E-03	6.05E-04	1.27E-06	0.25	4.71E-02	1.48E-08	1.0E+06	1.5E-02
323	0.15747	1.44E-02	2.3E-03	6.05E-04	1.37E-06	0.25	4.71E-02	1.59E-08	1.0E+06	1.6E-02
324	0.16565	1.44E-02	2.4E-03	6.05E-04	1.44E-06	0.25	4.71E-02	1.67E-08	1.0E+06	1.7E-02
325	0.17363	1.44E-02	2.5E-03	6.05E-04	1.51E-06	0.25	4.71E-02	1.75E-08	1.0E+06	1.8E-02
326	0.18569	1.44E-02	2.7E-03	6.05E-04	1.61E-06	0.25	4.71E-02	1.88E-08	1.0E+06	1.9E-02
327	0.19567	1.44E-02	2.8E-03	6.05E-04	1.70E-06	0.25	4.71E-02	1.98E-08	1.0E+06	2.0E-02
328	0.19139	1.44E-02	2.7E-03	6.05E-04	1.66E-06	0.25	4.71E-02	1.93E-08	1.0E+06	1.9E-02
329	0.0786	1.44E-02	1.1E-03	6.05E-04	6.83E-07	0.25	4.71E-02	7.94E-09	1.0E+06	7.9E-03
330	0.08434	1.44E-02	1.2E-03	6.05E-04	7.33E-07	0.25	4.71E-02	8.52E-09	1.0E+06	8.5E-03
331	0.09027	1.44E-02	1.3E-03	6.05E-04	7.85E-07	0.25	4.71E-02	9.12E-09	1.0E+06	9.1E-03
332	0.09699	1.44E-02	1.4E-03	6.05E-04	8.43E-07	0.25	4.71E-02	9.80E-09	1.0E+06	9.8E-03
333	0.10231	1.44E-02	1.5E-03	6.05E-04	8.89E-07	0.25	4.71E-02	1.03E-08	1.0E+06	1.0E-02
334	0.10991	1.44E-02	1.6E-03	6.05E-04	9.55E-07	0.25	4.71E-02	1.11E-08	1.0E+06	1.1E-02
335	0.11792	1.44E-02	1.7E-03	6.05E-04	1.02E-06	0.25	4.71E-02	1.19E-08	1.0E+06	1.2E-02
336	0.12549	1.44E-02	1.8E-03	6.05E-04	1.09E-06	0.25	4.71E-02	1.27E-08	1.0E+06	1.3E-02
337	0.13479	1.44E-02	1.9E-03	6.05E-04	1.17E-06	0.25	4.71E-02	1.36E-08	1.0E+06	1.4E-02
338	0.14455	1.44E-02	2.1E-03	6.05E-04	1.26E-06	0.25	4.71E-02	1.46E-08	1.0E+06	1.5E-02
339	0.15222	1.44E-02	2.2E-03	6.05E-04	1.32E-06	0.25	4.71E-02	1.54E-08	1.0E+06	1.5E-02

Ventura Ranch

P3 (off) - Site Preparation

							Cancer Risk from 2 to 16 years			
Receptor #	Conc	g/sec	Cair	Dose Constant	Dose	ED	Risk Constant	Risk	Constant 2	Risk/ Million
340	0.15742	1.44E-02	2.3E-03	6.05E-04	1.37E-06	0.25	4.71E-02	1.59E-08	1.0E+06	1.6E-02
341	0.16757	1.44E-02	2.4E-03	6.05E-04	1.46E-06	0.25	4.71E-02	1.69E-08	1.0E+06	1.7E-02
342	0.17561	1.44E-02	2.5E-03	6.05E-04	1.53E-06	0.25	4.71E-02	1.77E-08	1.0E+06	1.8E-02
343	0.16937	1.44E-02	2.4E-03	6.05E-04	1.47E-06	0.25	4.71E-02	1.71E-08	1.0E+06	1.7E-02
344	0.16174	1.44E-02	2.3E-03	6.05E-04	1.41E-06	0.25	4.71E-02	1.63E-08	1.0E+06	1.6E-02
345	0.07348	1.44E-02	1.1E-03	6.05E-04	6.39E-07	0.25	4.71E-02	7.42E-09	1.0E+06	7.4E-03
346	0.07923	1.44E-02	1.1E-03	6.05E-04	6.89E-07	0.25	4.71E-02	8.00E-09	1.0E+06	8.0E-03
347	0.08472	1.44E-02	1.2E-03	6.05E-04	7.36E-07	0.25	4.71E-02	8.56E-09	1.0E+06	8.6E-03
348	0.09081	1.44E-02	1.3E-03	6.05E-04	7.89E-07	0.25	4.71E-02	9.17E-09	1.0E+06	9.2E-03
349	0.09595	1.44E-02	1.4E-03	6.05E-04	8.34E-07	0.25	4.71E-02	9.69E-09	1.0E+06	9.7E-03
350	0.10248	1.44E-02	1.5E-03	6.05E-04	8.91E-07	0.25	4.71E-02	1.04E-08	1.0E+06	1.0E-02
351	0.10948	1.44E-02	1.6E-03	6.05E-04	9.51E-07	0.25	4.71E-02	1.11E-08	1.0E+06	1.1E-02
352	0.11726	1.44E-02	1.7E-03	6.05E-04	1.02E-06	0.25	4.71E-02	1.18E-08	1.0E+06	1.2E-02
353	0.12466	1.44E-02	1.8E-03	6.05E-04	1.08E-06	0.25	4.71E-02	1.26E-08	1.0E+06	1.3E-02
354	0.13302	1.44E-02	1.9E-03	6.05E-04	1.16E-06	0.25	4.71E-02	1.34E-08	1.0E+06	1.3E-02
355	0.13998	1.44E-02	2.0E-03	6.05E-04	1.22E-06	0.25	4.71E-02	1.41E-08	1.0E+06	1.4E-02
356	0.14361	1.44E-02	2.1E-03	6.05E-04	1.25E-06	0.25	4.71E-02	1.45E-08	1.0E+06	1.5E-02
357	0.15238	1.44E-02	2.2E-03	6.05E-04	1.32E-06	0.25	4.71E-02	1.54E-08	1.0E+06	1.5E-02
358	0.15915	1.44E-02	2.3E-03	6.05E-04	1.38E-06	0.25	4.71E-02	1.61E-08	1.0E+06	1.6E-02
359	0.15587	1.44E-02	2.2E-03	6.05E-04	1.35E-06	0.25	4.71E-02	1.57E-08	1.0E+06	1.6E-02
360	0.1426	1.44E-02	2.0E-03	6.05E-04	1.24E-06	0.25	4.71E-02	1.44E-08	1.0E+06	1.4E-02

Ventura Ranch
P3 (off) - Site Preparation

Max Cancer Risk Cancer Risk	
Receptor #	**Total Risk/ Million**
1	2.0E-01
2	2.2E-01
3	2.3E-01
4	2.4E-01
5	2.4E-01
6	2.3E-01
7	2.3E-01
8	2.1E-01
9	2.0E-01
10	1.8E-01
11	1.6E-01
12	1.3E-01
13	1.1E-01
14	9.5E-02
15	7.0E-02
16	5.4E-02
17	3.7E-02
18	2.9E-02
19	2.1E-02
20	1.7E-02
21	1.3E-02
22	2.5E-01
23	2.3E-01
24	2.1E-01
25	1.9E-01
26	1.7E-01
27	1.4E-01
28	1.2E-01
29	1.0E-01
30	7.4E-02
31	5.1E-02

Max	**Receptor #**	
1.302	122	Res

Chronic Non Cancer Risk	
REL	**HI Offroad**
5	5.76E-03
5	6.18E-03
5	6.49E-03
5	6.69E-03
5	6.75E-03
5	6.66E-03
5	6.41E-03
5	6.02E-03
5	5.55E-03
5	5.00E-03
5	4.42E-03
5	3.82E-03
5	3.24E-03
5	2.70E-03
5	1.98E-03
5	1.54E-03
5	1.06E-03
5	8.34E-04
5	6.08E-04
5	4.82E-04
5	3.79E-04
5	6.97E-03
5	6.55E-03
5	6.02E-03
5	5.41E-03
5	4.75E-03
5	4.09E-03
5	3.43E-03
5	2.84E-03
5	2.10E-03
5	1.45E-03

Max	**Receptor #**	
3.702E-02	122	Res

Ventura Ranch
P3 (off) - Site Preparation

Max Cancer Risk Cancer Risk		*Chronic Non Cancer Risk*	
Receptor #	Total Risk/ Million	REL	HI Offroad
32	3.0E-02	5	8.44E-04
33	2.4E-02	5	6.92E-04
34	2.2E-02	5	6.14E-04
35	1.1E-01	5	3.02E-03
36	7.7E-02	5	2.19E-03
37	1.1E-01	5	3.00E-03
38	1.3E-01	5	3.61E-03
39	1.5E-01	5	4.31E-03
40	1.8E-01	5	5.12E-03
41	1.0E-01	5	2.95E-03
42	1.3E-01	5	3.58E-03
43	1.5E-01	5	4.33E-03
44	1.8E-01	5	5.24E-03
45	2.2E-01	5	6.29E-03
46	3.4E-01	5	9.53E-03
47	3.1E-01	5	8.70E-03
48	1.2E-01	5	3.52E-03
49	1.5E-01	5	4.34E-03
50	1.9E-01	5	5.33E-03
51	2.3E-01	5	6.47E-03
52	3.7E-01	5	1.06E-02
53	3.4E-01	5	9.67E-03
54	3.0E-01	5	8.52E-03
55	1.5E-01	5	4.26E-03
56	1.9E-01	5	5.33E-03
57	2.3E-01	5	6.60E-03
58	2.8E-01	5	7.98E-03
59	4.2E-01	5	1.19E-02
60	3.8E-01	5	1.08E-02
61	3.3E-01	5	9.50E-03
62	4.7E-01	5	1.34E-02

Ventura Ranch
P3 (off) - Site Preparation

Max Cancer Risk Cancer Risk	
Receptor #	Total Risk/ Million
63	4.3E-01
64	3.8E-01
65	4.9E-01
66	1.1E-01
67	1.4E-01
68	5.3E-02
69	3.6E-02
70	2.7E-02
71	2.2E-02
72	1.1E-01
73	1.4E-01
74	9.6E-02
75	5.7E-02
76	3.9E-02
77	3.0E-02
78	2.5E-02
79	1.1E-01
80	1.3E-01
81	1.0E-01
82	6.1E-02
83	4.6E-02
84	3.8E-02
85	3.1E-02
86	1.1E-01
87	1.4E-01
88	7.3E-02
89	8.4E-02
90	6.8E-02
91	7.7E-02
92	8.9E-02
93	6.2E-02

Chronic Non Cancer Risk	
REL	HI Offroad
5	1.22E-02
5	1.07E-02
5	1.38E-02
5	3.17E-03
5	4.04E-03
5	1.52E-03
5	1.01E-03
5	7.62E-04
5	6.25E-04
5	3.10E-03
5	3.93E-03
5	2.73E-03
5	1.62E-03
5	1.10E-03
5	8.40E-04
5	7.17E-04
5	3.04E-03
5	3.83E-03
5	2.84E-03
5	1.73E-03
5	1.30E-03
5	1.08E-03
5	8.77E-04
5	3.03E-03
5	4.06E-03
5	2.07E-03
5	2.39E-03
5	1.92E-03
5	2.20E-03
5	2.54E-03
5	1.75E-03

Ventura Ranch
P3 (off) - Site Preparation

Max Cancer Risk Cancer Risk	
Receptor #	Total Risk/ Million
94	7.0E-02
95	7.9E-02
96	9.3E-02
97	1.1E-01
98	1.3E-01
99	5.5E-02
100	6.1E-02
101	6.9E-02
102	7.9E-02
103	9.3E-02
104	1.1E-01
105	1.4E-01
106	1.8E-01
107	2.5E-01
108	3.9E-01
109	4.8E-02
110	5.2E-02
111	5.8E-02
112	6.7E-02
113	7.6E-02
114	8.8E-02
115	1.0E-01
116	1.3E-01
117	1.6E-01
118	2.2E-01
119	3.4E-01
120	5.7E-01
121	9.2E-01
122	1.3E+00
123	4.1E-02
124	4.4E-02

Chronic Non Cancer Risk	
REL	HI Offroad
5	1.98E-03
5	2.26E-03
5	2.65E-03
5	3.17E-03
5	3.81E-03
5	1.56E-03
5	1.74E-03
5	1.96E-03
5	2.26E-03
5	2.65E-03
5	3.18E-03
5	3.93E-03
5	5.07E-03
5	7.05E-03
5	1.12E-02
5	1.35E-03
5	1.49E-03
5	1.66E-03
5	1.90E-03
5	2.16E-03
5	2.50E-03
5	2.98E-03
5	3.63E-03
5	4.61E-03
5	6.29E-03
5	9.62E-03
5	1.63E-02
5	2.61E-02
5	3.70E-02
5	1.16E-03
5	1.25E-03

Ventura Ranch
P3 (off) - Site Preparation

Max Cancer Risk Cancer Risk	
Receptor #	**Total Risk/ Million**
125	4.8E-02
126	5.4E-02
127	6.1E-02
128	6.8E-02
129	7.9E-02
130	9.2E-02
131	1.1E-01
132	1.4E-01
133	1.8E-01
134	2.6E-01
135	3.7E-01
136	5.0E-01
137	6.2E-01
138	7.2E-01
139	3.4E-02
140	3.7E-02
141	4.0E-02
142	4.4E-02
143	4.8E-02
144	5.3E-02
145	6.0E-02
146	6.8E-02
147	7.9E-02
148	9.2E-02
149	1.2E-01
150	1.5E-01
151	2.0E-01
152	2.4E-01
153	3.2E-01
154	3.7E-01
155	2.9E-02

Chronic Non Cancer Risk	
REL	**HI Offroad**
5	1.38E-03
5	1.55E-03
5	1.73E-03
5	1.94E-03
5	2.25E-03
5	2.62E-03
5	3.14E-03
5	3.90E-03
5	5.19E-03
5	7.42E-03
5	1.05E-02
5	1.41E-02
5	1.78E-02
5	2.04E-02
5	9.78E-04
5	1.05E-03
5	1.14E-03
5	1.25E-03
5	1.37E-03
5	1.51E-03
5	1.70E-03
5	1.93E-03
5	2.25E-03
5	2.63E-03
5	3.27E-03
5	4.31E-03
5	5.57E-03
5	6.94E-03
5	8.99E-03
5	1.06E-02
5	8.25E-04

Ventura Ranch
P3 (off) - Site Preparation

Max Cancer Risk Cancer Risk	
Receptor #	Total Risk/ Million
156	3.1E-02
157	3.3E-02
158	3.6E-02
159	3.9E-02
160	4.2E-02
161	4.6E-02
162	5.2E-02
163	5.9E-02
164	6.8E-02
165	8.2E-02
166	1.0E-01
167	1.2E-01
168	1.5E-01
169	1.9E-01
170	2.2E-01
171	2.5E-02
172	2.6E-02
173	2.7E-02
174	2.9E-02
175	3.1E-02
176	3.4E-02
177	3.7E-02
178	4.1E-02
179	4.6E-02
180	5.3E-02
181	6.1E-02
182	7.4E-02
183	8.8E-02
184	1.0E-01
185	1.2E-01
186	1.4E-01

Chronic Non Cancer Risk	
REL	HI Offroad
5	8.75E-04
5	9.37E-04
5	1.02E-03
5	1.10E-03
5	1.20E-03
5	1.32E-03
5	1.47E-03
5	1.69E-03
5	1.94E-03
5	2.32E-03
5	2.90E-03
5	3.52E-03
5	4.21E-03
5	5.27E-03
5	6.17E-03
5	6.97E-04
5	7.33E-04
5	7.77E-04
5	8.35E-04
5	8.93E-04
5	9.67E-04
5	1.05E-03
5	1.17E-03
5	1.32E-03
5	1.50E-03
5	1.72E-03
5	2.10E-03
5	2.49E-03
5	2.87E-03
5	3.46E-03
5	3.96E-03

Ventura Ranch
P3 (off) - Site Preparation

Max Cancer Risk Cancer Risk	
Receptor #	Total Risk/ Million
187	2.1E-02
188	2.2E-02
189	2.3E-02
190	2.4E-02
191	2.6E-02
192	2.8E-02
193	3.0E-02
194	3.3E-02
195	3.8E-02
196	4.2E-02
197	4.8E-02
198	5.7E-02
199	6.6E-02
200	7.3E-02
201	8.6E-02
202	9.7E-02
203	1.8E-02
204	1.9E-02
205	1.9E-02
206	2.1E-02
207	2.2E-02
208	2.4E-02
209	2.5E-02
210	2.8E-02
211	3.1E-02
212	3.5E-02
213	4.0E-02
214	4.6E-02
215	5.2E-02
216	5.6E-02
217	6.5E-02

Chronic Non Cancer Risk	
REL	HI Offroad
5	5.92E-04
5	6.19E-04
5	6.52E-04
5	6.95E-04
5	7.41E-04
5	8.00E-04
5	8.61E-04
5	9.51E-04
5	1.07E-03
5	1.21E-03
5	1.37E-03
5	1.63E-03
5	1.88E-03
5	2.09E-03
5	2.45E-03
5	2.76E-03
5	5.07E-04
5	5.27E-04
5	5.54E-04
5	5.88E-04
5	6.27E-04
5	6.77E-04
5	7.24E-04
5	7.97E-04
5	8.93E-04
5	9.90E-04
5	1.13E-03
5	1.32E-03
5	1.49E-03
5	1.59E-03
5	1.84E-03

Ventura Ranch
P3 (off) - Site Preparation

Max Cancer Risk Cancer Risk		*Chronic Non Cancer Risk*	
Receptor #	Total Risk/ Million	REL	HI Offroad
218	7.2E-02	5	2.05E-03
219	1.5E-02	5	4.37E-04
220	1.6E-02	5	4.55E-04
221	1.7E-02	5	4.77E-04
222	1.8E-02	5	5.06E-04
223	1.9E-02	5	5.40E-04
224	2.0E-02	5	5.82E-04
225	2.2E-02	5	6.25E-04
226	2.4E-02	5	6.69E-04
227	2.6E-02	5	7.52E-04
228	3.0E-02	5	8.43E-04
229	3.4E-02	5	9.60E-04
230	3.9E-02	5	1.10E-03
231	4.2E-02	5	1.18E-03
232	4.4E-02	5	1.26E-03
233	5.0E-02	5	1.43E-03
234	5.5E-02	5	1.57E-03
235	1.3E-02	5	3.82E-04
236	1.4E-02	5	3.97E-04
237	1.5E-02	5	4.17E-04
238	1.6E-02	5	4.43E-04
239	1.7E-02	5	4.71E-04
240	1.8E-02	5	5.09E-04
241	1.9E-02	5	5.51E-04
242	2.1E-02	5	5.84E-04
243	2.3E-02	5	6.55E-04
244	2.6E-02	5	7.33E-04
245	2.9E-02	5	8.28E-04
246	3.3E-02	5	9.30E-04
247	3.3E-02	5	9.42E-04
248	3.6E-02	5	1.03E-03

Ventura Ranch
P3 (off) - Site Preparation

Max Cancer Risk Cancer Risk		*Chronic Non Cancer Risk*	
Receptor #	Total Risk/ Million	REL	HI Offroad
249	4.0E-02	5	1.14E-03
250	4.4E-02	5	1.24E-03
251	1.2E-02	5	3.37E-04
252	1.2E-02	5	3.52E-04
253	1.3E-02	5	3.71E-04
254	1.4E-02	5	3.94E-04
255	1.5E-02	5	4.17E-04
256	1.6E-02	5	4.53E-04
257	1.7E-02	5	4.92E-04
258	1.8E-02	5	5.20E-04
259	2.0E-02	5	5.78E-04
260	2.3E-02	5	6.42E-04
261	2.5E-02	5	7.17E-04
262	2.8E-02	5	7.98E-04
263	2.8E-02	5	7.90E-04
264	3.1E-02	5	8.73E-04
265	3.2E-02	5	9.21E-04
266	3.5E-02	5	9.82E-04
267	1.1E-02	5	3.02E-04
268	1.1E-02	5	3.16E-04
269	1.2E-02	5	3.34E-04
270	1.3E-02	5	3.56E-04
271	1.3E-02	5	3.76E-04
272	1.4E-02	5	4.08E-04
273	1.6E-02	5	4.43E-04
274	1.7E-02	5	4.73E-04
275	1.8E-02	5	5.14E-04
276	2.0E-02	5	5.70E-04
277	2.2E-02	5	6.18E-04
278	2.3E-02	5	6.59E-04
279	2.5E-02	5	6.99E-04

Ventura Ranch
P3 (off) - Site Preparation

Max Cancer Risk Cancer Risk		*Chronic Non Cancer Risk*	
Receptor #	Total Risk/ Million	REL	HI Offroad
280	2.7E-02	5	7.58E-04
281	2.8E-02	5	7.88E-04
282	3.0E-02	5	8.42E-04
283	9.6E-03	5	2.72E-04
284	1.0E-02	5	2.87E-04
285	1.1E-02	5	3.04E-04
286	1.1E-02	5	3.25E-04
287	1.2E-02	5	3.45E-04
288	1.3E-02	5	3.71E-04
289	1.4E-02	5	4.03E-04
290	1.5E-02	5	4.35E-04
291	1.6E-02	5	4.64E-04
292	1.8E-02	5	5.11E-04
293	1.9E-02	5	5.51E-04
294	2.1E-02	5	5.89E-04
295	2.2E-02	5	6.25E-04
296	2.3E-02	5	6.65E-04
297	2.4E-02	5	6.93E-04
298	2.6E-02	5	7.26E-04
299	9.3E-03	5	2.63E-04
300	9.8E-03	5	2.79E-04
301	1.1E-02	5	2.99E-04
302	1.1E-02	5	3.22E-04
303	1.2E-02	5	3.45E-04
304	1.3E-02	5	3.70E-04
305	1.4E-02	5	3.97E-04
306	1.5E-02	5	4.27E-04
307	1.6E-02	5	4.62E-04
308	1.8E-02	5	4.98E-04

Ventura Ranch
P3 (off) - Site Preparation

Max Cancer Risk Cancer Risk	
Receptor #	Total Risk/ Million
309	1.8E-02
310	2.0E-02
311	2.1E-02
312	2.2E-02
313	2.2E-02
314	8.5E-03
315	9.1E-03
316	9.8E-03
317	1.1E-02
318	1.1E-02
319	1.2E-02
320	1.3E-02
321	1.4E-02
322	1.5E-02
323	1.6E-02
324	1.7E-02
325	1.8E-02
326	1.9E-02
327	2.0E-02
328	1.9E-02
329	7.9E-03
330	8.5E-03
331	9.1E-03
332	9.8E-03
333	1.0E-02
334	1.1E-02
335	1.2E-02
336	1.3E-02
337	1.4E-02
338	1.5E-02
339	1.5E-02

Chronic Non Cancer Risk	
REL	HI Offroad
5	5.24E-04
5	5.55E-04
5	5.95E-04
5	6.30E-04
5	6.29E-04
5	2.43E-04
5	2.59E-04
5	2.78E-04
5	2.99E-04
5	3.15E-04
5	3.40E-04
5	3.68E-04
5	3.88E-04
5	4.21E-04
5	4.52E-04
5	4.76E-04
5	4.99E-04
5	5.33E-04
5	5.62E-04
5	5.50E-04
5	2.26E-04
5	2.42E-04
5	2.59E-04
5	2.79E-04
5	2.94E-04
5	3.16E-04
5	3.39E-04
5	3.61E-04
5	3.87E-04
5	4.15E-04
5	4.37E-04

Ventura Ranch
P3 (off) - Site Preparation

Max Cancer Risk Cancer Risk		*Chronic Non Cancer Risk*	
Receptor #	Total Risk/ Million	REL	HI Offroad
340	1.6E-02	5	4.52E-04
341	1.7E-02	5	4.81E-04
342	1.8E-02	5	5.04E-04
343	1.7E-02	5	4.87E-04
344	1.6E-02	5	4.65E-04
345	7.4E-03	5	2.11E-04
346	8.0E-03	5	2.28E-04
347	8.6E-03	5	2.43E-04
348	9.2E-03	5	2.61E-04
349	9.7E-03	5	2.76E-04
350	1.0E-02	5	2.94E-04
351	1.1E-02	5	3.15E-04
352	1.2E-02	5	3.37E-04
353	1.3E-02	5	3.58E-04
354	1.3E-02	5	3.82E-04
355	1.4E-02	5	4.02E-04
356	1.5E-02	5	4.13E-04
357	1.5E-02	5	4.38E-04
358	1.6E-02	5	4.57E-04
359	1.6E-02	5	4.48E-04
360	1.4E-02	5	4.10E-04

Ventura Ranch
P3 (off) - Grading

					Cancer Risk from 2 to 16 years					
Receptor #	Conc	g/sec	Cair	Dose Constant	Dose	ED	Risk Constant	Risk	Constant 2	Risk/ Million
1	2.00493	7.18E-03	1.4E-02	6.05E-04	8.71E-06	0.08	4.71E-02	3.38E-08	1.0E+06	3.4E-02
2	2.14971	7.18E-03	1.5E-02	6.05E-04	9.34E-06	0.08	4.71E-02	3.62E-08	1.0E+06	3.6E-02
3	2.26061	7.18E-03	1.6E-02	6.05E-04	9.82E-06	0.08	4.71E-02	3.81E-08	1.0E+06	3.8E-02
4	2.3291	7.18E-03	1.7E-02	6.05E-04	1.01E-05	0.08	4.71E-02	3.92E-08	1.0E+06	3.9E-02
5	2.349	7.18E-03	1.7E-02	6.05E-04	1.02E-05	0.08	4.71E-02	3.96E-08	1.0E+06	4.0E-02
6	2.31866	7.18E-03	1.7E-02	6.05E-04	1.01E-05	0.08	4.71E-02	3.90E-08	1.0E+06	3.9E-02
7	2.23003	7.18E-03	1.6E-02	6.05E-04	9.69E-06	0.08	4.71E-02	3.75E-08	1.0E+06	3.8E-02
8	2.09615	7.18E-03	1.5E-02	6.05E-04	9.11E-06	0.08	4.71E-02	3.53E-08	1.0E+06	3.5E-02
9	1.93139	7.18E-03	1.4E-02	6.05E-04	8.39E-06	0.08	4.71E-02	3.25E-08	1.0E+06	3.3E-02
10	1.74195	7.18E-03	1.3E-02	6.05E-04	7.57E-06	0.08	4.71E-02	2.93E-08	1.0E+06	2.9E-02
11	1.5393	7.18E-03	1.1E-02	6.05E-04	6.69E-06	0.08	4.71E-02	2.59E-08	1.0E+06	2.6E-02
12	1.33008	7.18E-03	9.6E-03	6.05E-04	5.78E-06	0.08	4.71E-02	2.24E-08	1.0E+06	2.2E-02
13	1.12658	7.18E-03	8.1E-03	6.05E-04	4.90E-06	0.08	4.71E-02	1.90E-08	1.0E+06	1.9E-02
14	0.93885	7.18E-03	6.7E-03	6.05E-04	4.08E-06	0.08	4.71E-02	1.58E-08	1.0E+06	1.6E-02
15	0.68963	7.18E-03	5.0E-03	6.05E-04	3.00E-06	0.08	4.71E-02	1.16E-08	1.0E+06	1.2E-02
16	0.53505	7.18E-03	3.8E-03	6.05E-04	2.33E-06	0.08	4.71E-02	9.01E-09	1.0E+06	9.0E-03
17	0.37011	7.18E-03	2.7E-03	6.05E-04	1.61E-06	0.08	4.71E-02	6.23E-09	1.0E+06	6.2E-03
18	0.29017	7.18E-03	2.1E-03	6.05E-04	1.26E-06	0.08	4.71E-02	4.89E-09	1.0E+06	4.9E-03
19	0.21152	7.18E-03	1.5E-03	6.05E-04	9.19E-07	0.08	4.71E-02	3.56E-09	1.0E+06	3.6E-03
20	0.16773	7.18E-03	1.2E-03	6.05E-04	7.29E-07	0.08	4.71E-02	2.82E-09	1.0E+06	2.8E-03
21	0.13189	7.18E-03	9.5E-04	6.05E-04	5.73E-07	0.08	4.71E-02	2.22E-09	1.0E+06	2.2E-03
22	2.42551	7.18E-03	1.7E-02	6.05E-04	1.05E-05	0.08	4.71E-02	4.08E-08	1.0E+06	4.1E-02
23	2.28036	7.18E-03	1.6E-02	6.05E-04	9.91E-06	0.08	4.71E-02	3.84E-08	1.0E+06	3.8E-02
24	2.09493	7.18E-03	1.5E-02	6.05E-04	9.10E-06	0.08	4.71E-02	3.53E-08	1.0E+06	3.5E-02
25	1.88162	7.18E-03	1.4E-02	6.05E-04	8.18E-06	0.08	4.71E-02	3.17E-08	1.0E+06	3.2E-02
26	1.65498	7.18E-03	1.2E-02	6.05E-04	7.19E-06	0.08	4.71E-02	2.79E-08	1.0E+06	2.8E-02
27	1.42206	7.18E-03	1.0E-02	6.05E-04	6.18E-06	0.08	4.71E-02	2.39E-08	1.0E+06	2.4E-02
28	1.19441	7.18E-03	8.6E-03	6.05E-04	5.19E-06	0.08	4.71E-02	2.01E-08	1.0E+06	2.0E-02
29	0.9877	7.18E-03	7.1E-03	6.05E-04	4.29E-06	0.08	4.71E-02	1.66E-08	1.0E+06	1.7E-02
30	0.73116	7.18E-03	5.3E-03	6.05E-04	3.18E-06	0.08	4.71E-02	1.23E-08	1.0E+06	1.2E-02
31	0.50639	7.18E-03	3.6E-03	6.05E-04	2.20E-06	0.08	4.71E-02	8.53E-09	1.0E+06	8.5E-03

Ventura Ranch
P3 (off) - Grading

							Cancer Risk from 2 to 16 years			
Receptor #	Conc	g/sec	Cair	Dose Constant	Dose	ED	Risk Constant	Risk	Constant 2	Risk/ Million
32	0.29394	7.18E-03	2.1E-03	6.05E-04	1.28E-06	0.08	4.71E-02	4.95E-09	1.0E+06	4.9E-03
33	0.24093	7.18E-03	1.7E-03	6.05E-04	1.05E-06	0.08	4.71E-02	4.06E-09	1.0E+06	4.1E-03
34	0.21387	7.18E-03	1.5E-03	6.05E-04	9.29E-07	0.08	4.71E-02	3.60E-09	1.0E+06	3.6E-03
35	1.05155	7.18E-03	7.6E-03	6.05E-04	4.57E-06	0.08	4.71E-02	1.77E-08	1.0E+06	1.8E-02
36	0.76096	7.18E-03	5.5E-03	6.05E-04	3.31E-06	0.08	4.71E-02	1.28E-08	1.0E+06	1.3E-02
37	1.0436	7.18E-03	7.5E-03	6.05E-04	4.53E-06	0.08	4.71E-02	1.76E-08	1.0E+06	1.8E-02
38	1.25505	7.18E-03	9.0E-03	6.05E-04	5.45E-06	0.08	4.71E-02	2.11E-08	1.0E+06	2.1E-02
39	1.50059	7.18E-03	1.1E-02	6.05E-04	6.52E-06	0.08	4.71E-02	2.53E-08	1.0E+06	2.5E-02
40	1.78238	7.18E-03	1.3E-02	6.05E-04	7.75E-06	0.08	4.71E-02	3.00E-08	1.0E+06	3.0E-02
41	1.0265	7.18E-03	7.4E-03	6.05E-04	4.46E-06	0.08	4.71E-02	1.73E-08	1.0E+06	1.7E-02
42	1.24569	7.18E-03	8.9E-03	6.05E-04	5.41E-06	0.08	4.71E-02	2.10E-08	1.0E+06	2.1E-02
43	1.50846	7.18E-03	1.1E-02	6.05E-04	6.56E-06	0.08	4.71E-02	2.54E-08	1.0E+06	2.5E-02
44	1.82367	7.18E-03	1.3E-02	6.05E-04	7.92E-06	0.08	4.71E-02	3.07E-08	1.0E+06	3.1E-02
45	2.18808	7.18E-03	1.6E-02	6.05E-04	9.51E-06	0.08	4.71E-02	3.68E-08	1.0E+06	3.7E-02
46	3.31834	7.18E-03	2.4E-02	6.05E-04	1.44E-05	0.08	4.71E-02	5.59E-08	1.0E+06	5.6E-02
47	3.02874	7.18E-03	2.2E-02	6.05E-04	1.32E-05	0.08	4.71E-02	5.10E-08	1.0E+06	5.1E-02
48	1.22648	7.18E-03	8.8E-03	6.05E-04	5.33E-06	0.08	4.71E-02	2.07E-08	1.0E+06	2.1E-02
49	1.50963	7.18E-03	1.1E-02	6.05E-04	6.56E-06	0.08	4.71E-02	2.54E-08	1.0E+06	2.5E-02
50	1.85434	7.18E-03	1.3E-02	6.05E-04	8.06E-06	0.08	4.71E-02	3.12E-08	1.0E+06	3.1E-02
51	2.25221	7.18E-03	1.6E-02	6.05E-04	9.79E-06	0.08	4.71E-02	3.79E-08	1.0E+06	3.8E-02
52	3.68919	7.18E-03	2.6E-02	6.05E-04	1.60E-05	0.08	4.71E-02	6.21E-08	1.0E+06	6.2E-02
53	3.36577	7.18E-03	2.4E-02	6.05E-04	1.46E-05	0.08	4.71E-02	5.67E-08	1.0E+06	5.7E-02
54	2.96751	7.18E-03	2.1E-02	6.05E-04	1.29E-05	0.08	4.71E-02	5.00E-08	1.0E+06	5.0E-02
55	1.48309	7.18E-03	1.1E-02	6.05E-04	6.44E-06	0.08	4.71E-02	2.50E-08	1.0E+06	2.5E-02
56	1.85504	7.18E-03	1.3E-02	6.05E-04	8.06E-06	0.08	4.71E-02	3.12E-08	1.0E+06	3.1E-02
57	2.29704	7.18E-03	1.6E-02	6.05E-04	9.98E-06	0.08	4.71E-02	3.87E-08	1.0E+06	3.9E-02
58	2.7775	7.18E-03	2.0E-02	6.05E-04	1.21E-05	0.08	4.71E-02	4.68E-08	1.0E+06	4.7E-02
59	4.12991	7.18E-03	3.0E-02	6.05E-04	1.79E-05	0.08	4.71E-02	6.95E-08	1.0E+06	7.0E-02
60	3.76159	7.18E-03	2.7E-02	6.05E-04	1.63E-05	0.08	4.71E-02	6.33E-08	1.0E+06	6.3E-02
61	3.30687	7.18E-03	2.4E-02	6.05E-04	1.44E-05	0.08	4.71E-02	5.57E-08	1.0E+06	5.6E-02
62	4.6596	7.18E-03	3.3E-02	6.05E-04	2.02E-05	0.08	4.71E-02	7.85E-08	1.0E+06	7.8E-02

Ventura Ranch
P3 (off) - Grading

							Cancer Risk from 2 to 16 years			
Receptor #	Conc	g/sec	Cair	Dose Constant	Dose	ED	Risk Constant	Risk	Constant 2	Risk/ Million
63	4.23785	7.18E-03	3.0E-02	6.05E-04	1.84E-05	0.08	4.71E-02	7.14E-08	1.0E+06	7.1E-02
64	3.71624	7.18E-03	2.7E-02	6.05E-04	1.61E-05	0.08	4.71E-02	6.26E-08	1.0E+06	6.3E-02
65	4.81621	7.18E-03	3.5E-02	6.05E-04	2.09E-05	0.08	4.71E-02	8.11E-08	1.0E+06	8.1E-02
66	1.10365	7.18E-03	7.9E-03	6.05E-04	4.80E-06	0.08	4.71E-02	1.86E-08	1.0E+06	1.9E-02
67	1.40669	7.18E-03	1.0E-02	6.05E-04	6.11E-06	0.08	4.71E-02	2.37E-08	1.0E+06	2.4E-02
68	0.52917	7.18E-03	3.8E-03	6.05E-04	2.30E-06	0.08	4.71E-02	8.91E-09	1.0E+06	8.9E-03
69	0.35315	7.18E-03	2.5E-03	6.05E-04	1.53E-06	0.08	4.71E-02	5.95E-09	1.0E+06	5.9E-03
70	0.26517	7.18E-03	1.9E-03	6.05E-04	1.15E-06	0.08	4.71E-02	4.46E-09	1.0E+06	4.5E-03
71	0.21757	7.18E-03	1.6E-03	6.05E-04	9.45E-07	0.08	4.71E-02	3.66E-09	1.0E+06	3.7E-03
72	1.07883	7.18E-03	7.7E-03	6.05E-04	4.69E-06	0.08	4.71E-02	1.82E-08	1.0E+06	1.8E-02
73	1.36829	7.18E-03	9.8E-03	6.05E-04	5.95E-06	0.08	4.71E-02	2.30E-08	1.0E+06	2.3E-02
74	0.9512	7.18E-03	6.8E-03	6.05E-04	4.13E-06	0.08	4.71E-02	1.60E-08	1.0E+06	1.6E-02
75	0.56317	7.18E-03	4.0E-03	6.05E-04	2.45E-06	0.08	4.71E-02	9.48E-09	1.0E+06	9.5E-03
76	0.38395	7.18E-03	2.8E-03	6.05E-04	1.67E-06	0.08	4.71E-02	6.46E-09	1.0E+06	6.5E-03
77	0.29227	7.18E-03	2.1E-03	6.05E-04	1.27E-06	0.08	4.71E-02	4.92E-09	1.0E+06	4.9E-03
78	0.24965	7.18E-03	1.8E-03	6.05E-04	1.08E-06	0.08	4.71E-02	4.20E-09	1.0E+06	4.2E-03
79	1.0595	7.18E-03	7.6E-03	6.05E-04	4.60E-06	0.08	4.71E-02	1.78E-08	1.0E+06	1.8E-02
80	1.33168	7.18E-03	9.6E-03	6.05E-04	5.79E-06	0.08	4.71E-02	2.24E-08	1.0E+06	2.2E-02
81	0.98702	7.18E-03	7.1E-03	6.05E-04	4.29E-06	0.08	4.71E-02	1.66E-08	1.0E+06	1.7E-02
82	0.60145	7.18E-03	4.3E-03	6.05E-04	2.61E-06	0.08	4.71E-02	1.01E-08	1.0E+06	1.0E-02
83	0.45248	7.18E-03	3.2E-03	6.05E-04	1.97E-06	0.08	4.71E-02	7.62E-09	1.0E+06	7.6E-03
84	0.37602	7.18E-03	2.7E-03	6.05E-04	1.63E-06	0.08	4.71E-02	6.33E-09	1.0E+06	6.3E-03
85	0.30512	7.18E-03	2.2E-03	6.05E-04	1.33E-06	0.08	4.71E-02	5.14E-09	1.0E+06	5.1E-03
86	1.05345	7.18E-03	7.6E-03	6.05E-04	4.58E-06	0.08	4.71E-02	1.77E-08	1.0E+06	1.8E-02
87	1.41373	7.18E-03	1.0E-02	6.05E-04	6.14E-06	0.08	4.71E-02	2.38E-08	1.0E+06	2.4E-02
88	0.72086	7.18E-03	5.2E-03	6.05E-04	3.13E-06	0.08	4.71E-02	1.21E-08	1.0E+06	1.2E-02
89	0.83306	7.18E-03	6.0E-03	6.05E-04	3.62E-06	0.08	4.71E-02	1.40E-08	1.0E+06	1.4E-02
90	0.66906	7.18E-03	4.8E-03	6.05E-04	2.91E-06	0.08	4.71E-02	1.13E-08	1.0E+06	1.1E-02
91	0.7657	7.18E-03	5.5E-03	6.05E-04	3.33E-06	0.08	4.71E-02	1.29E-08	1.0E+06	1.3E-02
92	0.88448	7.18E-03	6.4E-03	6.05E-04	3.84E-06	0.08	4.71E-02	1.49E-08	1.0E+06	1.5E-02
93	0.61019	7.18E-03	4.4E-03	6.05E-04	2.65E-06	0.08	4.71E-02	1.03E-08	1.0E+06	1.0E-02

Ventura Ranch

P3 (off) - Grading

							Cancer Risk from 2 to 16 years			
Receptor #	Conc	g/sec	Cair	Dose Constant	Dose	ED	Risk Constant	Risk	Constant 2	Risk/ Million
94	0.68999	7.18E-03	5.0E-03	6.05E-04	3.00E-06	0.08	4.71E-02	1.16E-08	1.0E+06	1.2E-02
95	0.7864	7.18E-03	5.6E-03	6.05E-04	3.42E-06	0.08	4.71E-02	1.32E-08	1.0E+06	1.3E-02
96	0.92364	7.18E-03	6.6E-03	6.05E-04	4.01E-06	0.08	4.71E-02	1.56E-08	1.0E+06	1.6E-02
97	1.10504	7.18E-03	7.9E-03	6.05E-04	4.80E-06	0.08	4.71E-02	1.86E-08	1.0E+06	1.9E-02
98	1.3262	7.18E-03	9.5E-03	6.05E-04	5.76E-06	0.08	4.71E-02	2.23E-08	1.0E+06	2.2E-02
99	0.54304	7.18E-03	3.9E-03	6.05E-04	2.36E-06	0.08	4.71E-02	9.14E-09	1.0E+06	9.1E-03
100	0.60537	7.18E-03	4.3E-03	6.05E-04	2.63E-06	0.08	4.71E-02	1.02E-08	1.0E+06	1.0E-02
101	0.68065	7.18E-03	4.9E-03	6.05E-04	2.96E-06	0.08	4.71E-02	1.15E-08	1.0E+06	1.1E-02
102	0.78538	7.18E-03	5.6E-03	6.05E-04	3.41E-06	0.08	4.71E-02	1.32E-08	1.0E+06	1.3E-02
103	0.92249	7.18E-03	6.6E-03	6.05E-04	4.01E-06	0.08	4.71E-02	1.55E-08	1.0E+06	1.6E-02
104	1.10706	7.18E-03	8.0E-03	6.05E-04	4.81E-06	0.08	4.71E-02	1.86E-08	1.0E+06	1.9E-02
105	1.36857	7.18E-03	9.8E-03	6.05E-04	5.95E-06	0.08	4.71E-02	2.30E-08	1.0E+06	2.3E-02
106	1.76548	7.18E-03	1.3E-02	6.05E-04	7.67E-06	0.08	4.71E-02	2.97E-08	1.0E+06	3.0E-02
107	2.45349	7.18E-03	1.8E-02	6.05E-04	1.07E-05	0.08	4.71E-02	4.13E-08	1.0E+06	4.1E-02
108	3.89694	7.18E-03	2.8E-02	6.05E-04	1.69E-05	0.08	4.71E-02	6.56E-08	1.0E+06	6.6E-02
109	0.47154	7.18E-03	3.4E-03	6.05E-04	2.05E-06	0.08	4.71E-02	7.94E-09	1.0E+06	7.9E-03
110	0.518	7.18E-03	3.7E-03	6.05E-04	2.25E-06	0.08	4.71E-02	8.72E-09	1.0E+06	8.7E-03
111	0.57712	7.18E-03	4.1E-03	6.05E-04	2.51E-06	0.08	4.71E-02	9.72E-09	1.0E+06	9.7E-03
112	0.66002	7.18E-03	4.7E-03	6.05E-04	2.87E-06	0.08	4.71E-02	1.11E-08	1.0E+06	1.1E-02
113	0.75336	7.18E-03	5.4E-03	6.05E-04	3.27E-06	0.08	4.71E-02	1.27E-08	1.0E+06	1.3E-02
114	0.87136	7.18E-03	6.3E-03	6.05E-04	3.79E-06	0.08	4.71E-02	1.47E-08	1.0E+06	1.5E-02
115	1.0365	7.18E-03	7.4E-03	6.05E-04	4.50E-06	0.08	4.71E-02	1.75E-08	1.0E+06	1.7E-02
116	1.26469	7.18E-03	9.1E-03	6.05E-04	5.50E-06	0.08	4.71E-02	2.13E-08	1.0E+06	2.1E-02
117	1.60507	7.18E-03	1.2E-02	6.05E-04	6.97E-06	0.08	4.71E-02	2.70E-08	1.0E+06	2.7E-02
118	2.18911	7.18E-03	1.6E-02	6.05E-04	9.51E-06	0.08	4.71E-02	3.69E-08	1.0E+06	3.7E-02
119	3.34935	7.18E-03	2.4E-02	6.05E-04	1.46E-05	0.08	4.71E-02	5.64E-08	1.0E+06	5.6E-02
120	5.68458	7.18E-03	4.1E-02	6.05E-04	2.47E-05	0.08	4.71E-02	9.57E-08	1.0E+06	9.6E-02
121	9.08234	7.18E-03	6.5E-02	6.05E-04	3.95E-05	0.08	4.71E-02	1.53E-07	1.0E+06	1.5E-01
122	12.88509	7.18E-03	9.3E-02	6.05E-04	5.60E-05	0.08	4.71E-02	2.17E-07	1.0E+06	2.2E-01
123	0.40241	7.18E-03	2.9E-03	6.05E-04	1.75E-06	0.08	4.71E-02	6.78E-09	1.0E+06	6.8E-03
124	0.43634	7.18E-03	3.1E-03	6.05E-04	1.90E-06	0.08	4.71E-02	7.35E-09	1.0E+06	7.3E-03

Ventura Ranch
P3 (off) - Grading

							Cancer Risk from 2 to 16 years			
Receptor #	Conc	g/sec	Cair	Dose Constant	Dose	ED	Risk Constant	Risk	Constant 2	Risk/ Million
125	0.48003	7.18E-03	3.4E-03	6.05E-04	2.09E-06	0.08	4.71E-02	8.08E-09	1.0E+06	8.1E-03
126	0.53925	7.18E-03	3.9E-03	6.05E-04	2.34E-06	0.08	4.71E-02	9.08E-09	1.0E+06	9.1E-03
127	0.60059	7.18E-03	4.3E-03	6.05E-04	2.61E-06	0.08	4.71E-02	1.01E-08	1.0E+06	1.0E-02
128	0.67646	7.18E-03	4.9E-03	6.05E-04	2.94E-06	0.08	4.71E-02	1.14E-08	1.0E+06	1.1E-02
129	0.78253	7.18E-03	5.6E-03	6.05E-04	3.40E-06	0.08	4.71E-02	1.32E-08	1.0E+06	1.3E-02
130	0.91204	7.18E-03	6.6E-03	6.05E-04	3.96E-06	0.08	4.71E-02	1.54E-08	1.0E+06	1.5E-02
131	1.09309	7.18E-03	7.9E-03	6.05E-04	4.75E-06	0.08	4.71E-02	1.84E-08	1.0E+06	1.8E-02
132	1.35603	7.18E-03	9.7E-03	6.05E-04	5.89E-06	0.08	4.71E-02	2.28E-08	1.0E+06	2.3E-02
133	1.80558	7.18E-03	1.3E-02	6.05E-04	7.85E-06	0.08	4.71E-02	3.04E-08	1.0E+06	3.0E-02
134	2.58118	7.18E-03	1.9E-02	6.05E-04	1.12E-05	0.08	4.71E-02	4.35E-08	1.0E+06	4.3E-02
135	3.64425	7.18E-03	2.6E-02	6.05E-04	1.58E-05	0.08	4.71E-02	6.14E-08	1.0E+06	6.1E-02
136	4.90821	7.18E-03	3.5E-02	6.05E-04	2.13E-05	0.08	4.71E-02	8.26E-08	1.0E+06	8.3E-02
137	6.18536	7.18E-03	4.4E-02	6.05E-04	2.69E-05	0.08	4.71E-02	1.04E-07	1.0E+06	1.0E-01
138	7.11634	7.18E-03	5.1E-02	6.05E-04	3.09E-05	0.08	4.71E-02	1.20E-07	1.0E+06	1.2E-01
139	0.34043	7.18E-03	2.4E-03	6.05E-04	1.48E-06	0.08	4.71E-02	5.73E-09	1.0E+06	5.7E-03
140	0.3647	7.18E-03	2.6E-03	6.05E-04	1.58E-06	0.08	4.71E-02	6.14E-09	1.0E+06	6.1E-03
141	0.3956	7.18E-03	2.8E-03	6.05E-04	1.72E-06	0.08	4.71E-02	6.66E-09	1.0E+06	6.7E-03
142	0.43638	7.18E-03	3.1E-03	6.05E-04	1.90E-06	0.08	4.71E-02	7.35E-09	1.0E+06	7.3E-03
143	0.47655	7.18E-03	3.4E-03	6.05E-04	2.07E-06	0.08	4.71E-02	8.02E-09	1.0E+06	8.0E-03
144	0.52675	7.18E-03	3.8E-03	6.05E-04	2.29E-06	0.08	4.71E-02	8.87E-09	1.0E+06	8.9E-03
145	0.59329	7.18E-03	4.3E-03	6.05E-04	2.58E-06	0.08	4.71E-02	9.99E-09	1.0E+06	1.0E-02
146	0.6733	7.18E-03	4.8E-03	6.05E-04	2.93E-06	0.08	4.71E-02	1.13E-08	1.0E+06	1.1E-02
147	0.78195	7.18E-03	5.6E-03	6.05E-04	3.40E-06	0.08	4.71E-02	1.32E-08	1.0E+06	1.3E-02
148	0.91559	7.18E-03	6.6E-03	6.05E-04	3.98E-06	0.08	4.71E-02	1.54E-08	1.0E+06	1.5E-02
149	1.13846	7.18E-03	8.2E-03	6.05E-04	4.95E-06	0.08	4.71E-02	1.92E-08	1.0E+06	1.9E-02
150	1.49903	7.18E-03	1.1E-02	6.05E-04	6.51E-06	0.08	4.71E-02	2.52E-08	1.0E+06	2.5E-02
151	1.93942	7.18E-03	1.4E-02	6.05E-04	8.43E-06	0.08	4.71E-02	3.27E-08	1.0E+06	3.3E-02
152	2.41416	7.18E-03	1.7E-02	6.05E-04	1.05E-05	0.08	4.71E-02	4.06E-08	1.0E+06	4.1E-02
153	3.13085	7.18E-03	2.2E-02	6.05E-04	1.36E-05	0.08	4.71E-02	5.27E-08	1.0E+06	5.3E-02
154	3.69941	7.18E-03	2.7E-02	6.05E-04	1.61E-05	0.08	4.71E-02	6.23E-08	1.0E+06	6.2E-02
155	0.28713	7.18E-03	2.1E-03	6.05E-04	1.25E-06	0.08	4.71E-02	4.83E-09	1.0E+06	4.8E-03

Ventura Ranch

P3 (off) - Grading

							Cancer Risk from 2 to 16 years			
Receptor #	Conc	g/sec	Cair	Dose Constant	Dose	ED	Risk Constant	Risk	Constant 2	Risk/ Million
156	0.30444	7.18E-03	2.2E-03	6.05E-04	1.32E-06	0.08	4.71E-02	5.13E-09	1.0E+06	5.1E-03
157	0.32621	7.18E-03	2.3E-03	6.05E-04	1.42E-06	0.08	4.71E-02	5.49E-09	1.0E+06	5.5E-03
158	0.35429	7.18E-03	2.5E-03	6.05E-04	1.54E-06	0.08	4.71E-02	5.97E-09	1.0E+06	6.0E-03
159	0.38184	7.18E-03	2.7E-03	6.05E-04	1.66E-06	0.08	4.71E-02	6.43E-09	1.0E+06	6.4E-03
160	0.41645	7.18E-03	3.0E-03	6.05E-04	1.81E-06	0.08	4.71E-02	7.01E-09	1.0E+06	7.0E-03
161	0.45958	7.18E-03	3.3E-03	6.05E-04	2.00E-06	0.08	4.71E-02	7.74E-09	1.0E+06	7.7E-03
162	0.5129	7.18E-03	3.7E-03	6.05E-04	2.23E-06	0.08	4.71E-02	8.64E-09	1.0E+06	8.6E-03
163	0.58717	7.18E-03	4.2E-03	6.05E-04	2.55E-06	0.08	4.71E-02	9.89E-09	1.0E+06	9.9E-03
164	0.67389	7.18E-03	4.8E-03	6.05E-04	2.93E-06	0.08	4.71E-02	1.13E-08	1.0E+06	1.1E-02
165	0.80755	7.18E-03	5.8E-03	6.05E-04	3.51E-06	0.08	4.71E-02	1.36E-08	1.0E+06	1.4E-02
166	1.00995	7.18E-03	7.3E-03	6.05E-04	4.39E-06	0.08	4.71E-02	1.70E-08	1.0E+06	1.7E-02
167	1.22488	7.18E-03	8.8E-03	6.05E-04	5.32E-06	0.08	4.71E-02	2.06E-08	1.0E+06	2.1E-02
168	1.46612	7.18E-03	1.1E-02	6.05E-04	6.37E-06	0.08	4.71E-02	2.47E-08	1.0E+06	2.5E-02
169	1.83368	7.18E-03	1.3E-02	6.05E-04	7.97E-06	0.08	4.71E-02	3.09E-08	1.0E+06	3.1E-02
170	2.1462	7.18E-03	1.5E-02	6.05E-04	9.33E-06	0.08	4.71E-02	3.61E-08	1.0E+06	3.6E-02
171	0.24271	7.18E-03	1.7E-03	6.05E-04	1.05E-06	0.08	4.71E-02	4.09E-09	1.0E+06	4.1E-03
172	0.2551	7.18E-03	1.8E-03	6.05E-04	1.11E-06	0.08	4.71E-02	4.30E-09	1.0E+06	4.3E-03
173	0.27063	7.18E-03	1.9E-03	6.05E-04	1.18E-06	0.08	4.71E-02	4.56E-09	1.0E+06	4.6E-03
174	0.29061	7.18E-03	2.1E-03	6.05E-04	1.26E-06	0.08	4.71E-02	4.89E-09	1.0E+06	4.9E-03
175	0.31089	7.18E-03	2.2E-03	6.05E-04	1.35E-06	0.08	4.71E-02	5.23E-09	1.0E+06	5.2E-03
176	0.33649	7.18E-03	2.4E-03	6.05E-04	1.46E-06	0.08	4.71E-02	5.67E-09	1.0E+06	5.7E-03
177	0.36604	7.18E-03	2.6E-03	6.05E-04	1.59E-06	0.08	4.71E-02	6.16E-09	1.0E+06	6.2E-03
178	0.40571	7.18E-03	2.9E-03	6.05E-04	1.76E-06	0.08	4.71E-02	6.83E-09	1.0E+06	6.8E-03
179	0.45998	7.18E-03	3.3E-03	6.05E-04	2.00E-06	0.08	4.71E-02	7.75E-09	1.0E+06	7.7E-03
180	0.52137	7.18E-03	3.7E-03	6.05E-04	2.27E-06	0.08	4.71E-02	8.78E-09	1.0E+06	8.8E-03
181	0.59926	7.18E-03	4.3E-03	6.05E-04	2.60E-06	0.08	4.71E-02	1.01E-08	1.0E+06	1.0E-02
182	0.72965	7.18E-03	5.2E-03	6.05E-04	3.17E-06	0.08	4.71E-02	1.23E-08	1.0E+06	1.2E-02
183	0.86652	7.18E-03	6.2E-03	6.05E-04	3.77E-06	0.08	4.71E-02	1.46E-08	1.0E+06	1.5E-02
184	0.99831	7.18E-03	7.2E-03	6.05E-04	4.34E-06	0.08	4.71E-02	1.68E-08	1.0E+06	1.7E-02
185	1.20395	7.18E-03	8.6E-03	6.05E-04	5.23E-06	0.08	4.71E-02	2.03E-08	1.0E+06	2.0E-02
186	1.37693	7.18E-03	9.9E-03	6.05E-04	5.98E-06	0.08	4.71E-02	2.32E-08	1.0E+06	2.3E-02

Ventura Ranch

P3 (off) - Grading

							Cancer Risk from 2 to 16 years			
Receptor #	Conc	g/sec	Cair	Dose Constant	Dose	ED	Risk Constant	Risk	Constant 2	Risk/ Million
187	0.20615	7.18E-03	1.5E-03	6.05E-04	8.96E-07	0.08	4.71E-02	3.47E-09	1.0E+06	3.5E-03
188	0.21534	7.18E-03	1.5E-03	6.05E-04	9.36E-07	0.08	4.71E-02	3.63E-09	1.0E+06	3.6E-03
189	0.22696	7.18E-03	1.6E-03	6.05E-04	9.86E-07	0.08	4.71E-02	3.82E-09	1.0E+06	3.8E-03
190	0.2419	7.18E-03	1.7E-03	6.05E-04	1.05E-06	0.08	4.71E-02	4.07E-09	1.0E+06	4.1E-03
191	0.2579	7.18E-03	1.9E-03	6.05E-04	1.12E-06	0.08	4.71E-02	4.34E-09	1.0E+06	4.3E-03
192	0.27837	7.18E-03	2.0E-03	6.05E-04	1.21E-06	0.08	4.71E-02	4.69E-09	1.0E+06	4.7E-03
193	0.29964	7.18E-03	2.2E-03	6.05E-04	1.30E-06	0.08	4.71E-02	5.05E-09	1.0E+06	5.0E-03
194	0.33107	7.18E-03	2.4E-03	6.05E-04	1.44E-06	0.08	4.71E-02	5.57E-09	1.0E+06	5.6E-03
195	0.37331	7.18E-03	2.7E-03	6.05E-04	1.62E-06	0.08	4.71E-02	6.29E-09	1.0E+06	6.3E-03
196	0.41984	7.18E-03	3.0E-03	6.05E-04	1.82E-06	0.08	4.71E-02	7.07E-09	1.0E+06	7.1E-03
197	0.47633	7.18E-03	3.4E-03	6.05E-04	2.07E-06	0.08	4.71E-02	8.02E-09	1.0E+06	8.0E-03
198	0.56612	7.18E-03	4.1E-03	6.05E-04	2.46E-06	0.08	4.71E-02	9.53E-09	1.0E+06	9.5E-03
199	0.6557	7.18E-03	4.7E-03	6.05E-04	2.85E-06	0.08	4.71E-02	1.10E-08	1.0E+06	1.1E-02
200	0.72603	7.18E-03	5.2E-03	6.05E-04	3.15E-06	0.08	4.71E-02	1.22E-08	1.0E+06	1.2E-02
201	0.85446	7.18E-03	6.1E-03	6.05E-04	3.71E-06	0.08	4.71E-02	1.44E-08	1.0E+06	1.4E-02
202	0.95972	7.18E-03	6.9E-03	6.05E-04	4.17E-06	0.08	4.71E-02	1.62E-08	1.0E+06	1.6E-02
203	0.17632	7.18E-03	1.3E-03	6.05E-04	7.66E-07	0.08	4.71E-02	2.97E-09	1.0E+06	3.0E-03
204	0.18352	7.18E-03	1.3E-03	6.05E-04	7.97E-07	0.08	4.71E-02	3.09E-09	1.0E+06	3.1E-03
205	0.19269	7.18E-03	1.4E-03	6.05E-04	8.37E-07	0.08	4.71E-02	3.24E-09	1.0E+06	3.2E-03
206	0.20463	7.18E-03	1.5E-03	6.05E-04	8.89E-07	0.08	4.71E-02	3.45E-09	1.0E+06	3.4E-03
207	0.21821	7.18E-03	1.6E-03	6.05E-04	9.48E-07	0.08	4.71E-02	3.67E-09	1.0E+06	3.7E-03
208	0.23565	7.18E-03	1.7E-03	6.05E-04	1.02E-06	0.08	4.71E-02	3.97E-09	1.0E+06	4.0E-03
209	0.25203	7.18E-03	1.8E-03	6.05E-04	1.10E-06	0.08	4.71E-02	4.24E-09	1.0E+06	4.2E-03
210	0.2774	7.18E-03	2.0E-03	6.05E-04	1.21E-06	0.08	4.71E-02	4.67E-09	1.0E+06	4.7E-03
211	0.311	7.18E-03	2.2E-03	6.05E-04	1.35E-06	0.08	4.71E-02	5.24E-09	1.0E+06	5.2E-03
212	0.34461	7.18E-03	2.5E-03	6.05E-04	1.50E-06	0.08	4.71E-02	5.80E-09	1.0E+06	5.8E-03
213	0.39368	7.18E-03	2.8E-03	6.05E-04	1.71E-06	0.08	4.71E-02	6.63E-09	1.0E+06	6.6E-03
214	0.45874	7.18E-03	3.3E-03	6.05E-04	1.99E-06	0.08	4.71E-02	7.72E-09	1.0E+06	7.7E-03
215	0.51869	7.18E-03	3.7E-03	6.05E-04	2.25E-06	0.08	4.71E-02	8.73E-09	1.0E+06	8.7E-03
216	0.55472	7.18E-03	4.0E-03	6.05E-04	2.41E-06	0.08	4.71E-02	9.34E-09	1.0E+06	9.3E-03
217	0.63877	7.18E-03	4.6E-03	6.05E-04	2.78E-06	0.08	4.71E-02	1.08E-08	1.0E+06	1.1E-02

Ventura Ranch

P3 (off) - Grading

		Cancer Risk from 2 to 16 years								
Receptor #	Conc	g/sec	Cair	Dose Constant	Dose	ED	Risk Constant	Risk	Constant 2	Risk/ Million
218	0.71268	7.18E-03	5.1E-03	6.05E-04	3.10E-06	0.08	4.71E-02	1.20E-08	1.0E+06	1.2E-02
219	0.15226	7.18E-03	1.1E-03	6.05E-04	6.62E-07	0.08	4.71E-02	2.56E-09	1.0E+06	2.6E-03
220	0.15827	7.18E-03	1.1E-03	6.05E-04	6.88E-07	0.08	4.71E-02	2.66E-09	1.0E+06	2.7E-03
221	0.16606	7.18E-03	1.2E-03	6.05E-04	7.22E-07	0.08	4.71E-02	2.80E-09	1.0E+06	2.8E-03
222	0.17616	7.18E-03	1.3E-03	6.05E-04	7.66E-07	0.08	4.71E-02	2.97E-09	1.0E+06	3.0E-03
223	0.18801	7.18E-03	1.4E-03	6.05E-04	8.17E-07	0.08	4.71E-02	3.17E-09	1.0E+06	3.2E-03
224	0.20268	7.18E-03	1.5E-03	6.05E-04	8.81E-07	0.08	4.71E-02	3.41E-09	1.0E+06	3.4E-03
225	0.21743	7.18E-03	1.6E-03	6.05E-04	9.45E-07	0.08	4.71E-02	3.66E-09	1.0E+06	3.7E-03
226	0.23288	7.18E-03	1.7E-03	6.05E-04	1.01E-06	0.08	4.71E-02	3.92E-09	1.0E+06	3.9E-03
227	0.26173	7.18E-03	1.9E-03	6.05E-04	1.14E-06	0.08	4.71E-02	4.41E-09	1.0E+06	4.4E-03
228	0.29356	7.18E-03	2.1E-03	6.05E-04	1.28E-06	0.08	4.71E-02	4.94E-09	1.0E+06	4.9E-03
229	0.33422	7.18E-03	2.4E-03	6.05E-04	1.45E-06	0.08	4.71E-02	5.63E-09	1.0E+06	5.6E-03
230	0.3818	7.18E-03	2.7E-03	6.05E-04	1.66E-06	0.08	4.71E-02	6.43E-09	1.0E+06	6.4E-03
231	0.41185	7.18E-03	3.0E-03	6.05E-04	1.79E-06	0.08	4.71E-02	6.93E-09	1.0E+06	6.9E-03
232	0.43874	7.18E-03	3.2E-03	6.05E-04	1.91E-06	0.08	4.71E-02	7.39E-09	1.0E+06	7.4E-03
233	0.49749	7.18E-03	3.6E-03	6.05E-04	2.16E-06	0.08	4.71E-02	8.38E-09	1.0E+06	8.4E-03
234	0.54696	7.18E-03	3.9E-03	6.05E-04	2.38E-06	0.08	4.71E-02	9.21E-09	1.0E+06	9.2E-03
235	0.13297	7.18E-03	9.5E-04	6.05E-04	5.78E-07	0.08	4.71E-02	2.24E-09	1.0E+06	2.2E-03
236	0.13832	7.18E-03	9.9E-04	6.05E-04	6.01E-07	0.08	4.71E-02	2.33E-09	1.0E+06	2.3E-03
237	0.14531	7.18E-03	1.0E-03	6.05E-04	6.31E-07	0.08	4.71E-02	2.45E-09	1.0E+06	2.4E-03
238	0.15414	7.18E-03	1.1E-03	6.05E-04	6.70E-07	0.08	4.71E-02	2.60E-09	1.0E+06	2.6E-03
239	0.16381	7.18E-03	1.2E-03	6.05E-04	7.12E-07	0.08	4.71E-02	2.76E-09	1.0E+06	2.8E-03
240	0.17734	7.18E-03	1.3E-03	6.05E-04	7.71E-07	0.08	4.71E-02	2.99E-09	1.0E+06	3.0E-03
241	0.19171	7.18E-03	1.4E-03	6.05E-04	8.33E-07	0.08	4.71E-02	3.23E-09	1.0E+06	3.2E-03
242	0.20329	7.18E-03	1.5E-03	6.05E-04	8.83E-07	0.08	4.71E-02	3.42E-09	1.0E+06	3.4E-03
243	0.22816	7.18E-03	1.6E-03	6.05E-04	9.91E-07	0.08	4.71E-02	3.84E-09	1.0E+06	3.8E-03
244	0.255	7.18E-03	1.8E-03	6.05E-04	1.11E-06	0.08	4.71E-02	4.29E-09	1.0E+06	4.3E-03
245	0.28813	7.18E-03	2.1E-03	6.05E-04	1.25E-06	0.08	4.71E-02	4.85E-09	1.0E+06	4.9E-03
246	0.32386	7.18E-03	2.3E-03	6.05E-04	1.41E-06	0.08	4.71E-02	5.45E-09	1.0E+06	5.5E-03
247	0.32798	7.18E-03	2.4E-03	6.05E-04	1.43E-06	0.08	4.71E-02	5.52E-09	1.0E+06	5.5E-03
248	0.35938	7.18E-03	2.6E-03	6.05E-04	1.56E-06	0.08	4.71E-02	6.05E-09	1.0E+06	6.1E-03

Ventura Ranch
P3 (off) - Grading

							Cancer Risk from 2 to 16 years			
Receptor #	Conc	g/sec	Cair	Dose Constant	Dose	ED	Risk Constant	Risk	Constant 2	Risk/ Million
249	0.39779	7.18E-03	2.9E-03	6.05E-04	1.73E-06	0.08	4.71E-02	6.70E-09	1.0E+06	6.7E-03
250	0.43209	7.18E-03	3.1E-03	6.05E-04	1.88E-06	0.08	4.71E-02	7.28E-09	1.0E+06	7.3E-03
251	0.11748	7.18E-03	8.4E-04	6.05E-04	5.11E-07	0.08	4.71E-02	1.98E-09	1.0E+06	2.0E-03
252	0.12255	7.18E-03	8.8E-04	6.05E-04	5.33E-07	0.08	4.71E-02	2.06E-09	1.0E+06	2.1E-03
253	0.12903	7.18E-03	9.3E-04	6.05E-04	5.61E-07	0.08	4.71E-02	2.17E-09	1.0E+06	2.2E-03
254	0.13731	7.18E-03	9.9E-04	6.05E-04	5.97E-07	0.08	4.71E-02	2.31E-09	1.0E+06	2.3E-03
255	0.14532	7.18E-03	1.0E-03	6.05E-04	6.31E-07	0.08	4.71E-02	2.45E-09	1.0E+06	2.4E-03
256	0.15786	7.18E-03	1.1E-03	6.05E-04	6.86E-07	0.08	4.71E-02	2.66E-09	1.0E+06	2.7E-03
257	0.17132	7.18E-03	1.2E-03	6.05E-04	7.44E-07	0.08	4.71E-02	2.88E-09	1.0E+06	2.9E-03
258	0.18092	7.18E-03	1.3E-03	6.05E-04	7.86E-07	0.08	4.71E-02	3.05E-09	1.0E+06	3.0E-03
259	0.20122	7.18E-03	1.4E-03	6.05E-04	8.74E-07	0.08	4.71E-02	3.39E-09	1.0E+06	3.4E-03
260	0.22356	7.18E-03	1.6E-03	6.05E-04	9.71E-07	0.08	4.71E-02	3.76E-09	1.0E+06	3.8E-03
261	0.24962	7.18E-03	1.8E-03	6.05E-04	1.08E-06	0.08	4.71E-02	4.20E-09	1.0E+06	4.2E-03
262	0.27789	7.18E-03	2.0E-03	6.05E-04	1.21E-06	0.08	4.71E-02	4.68E-09	1.0E+06	4.7E-03
263	0.27517	7.18E-03	2.0E-03	6.05E-04	1.20E-06	0.08	4.71E-02	4.63E-09	1.0E+06	4.6E-03
264	0.30405	7.18E-03	2.2E-03	6.05E-04	1.32E-06	0.08	4.71E-02	5.12E-09	1.0E+06	5.1E-03
265	0.32051	7.18E-03	2.3E-03	6.05E-04	1.39E-06	0.08	4.71E-02	5.40E-09	1.0E+06	5.4E-03
266	0.34187	7.18E-03	2.5E-03	6.05E-04	1.49E-06	0.08	4.71E-02	5.76E-09	1.0E+06	5.8E-03
267	0.10496	7.18E-03	7.5E-04	6.05E-04	4.56E-07	0.08	4.71E-02	1.77E-09	1.0E+06	1.8E-03
268	0.11001	7.18E-03	7.9E-04	6.05E-04	4.78E-07	0.08	4.71E-02	1.85E-09	1.0E+06	1.9E-03
269	0.11612	7.18E-03	8.3E-04	6.05E-04	5.05E-07	0.08	4.71E-02	1.96E-09	1.0E+06	2.0E-03
270	0.12388	7.18E-03	8.9E-04	6.05E-04	5.38E-07	0.08	4.71E-02	2.09E-09	1.0E+06	2.1E-03
271	0.13101	7.18E-03	9.4E-04	6.05E-04	5.69E-07	0.08	4.71E-02	2.21E-09	1.0E+06	2.2E-03
272	0.14211	7.18E-03	1.0E-03	6.05E-04	6.18E-07	0.08	4.71E-02	2.39E-09	1.0E+06	2.4E-03
273	0.15433	7.18E-03	1.1E-03	6.05E-04	6.71E-07	0.08	4.71E-02	2.60E-09	1.0E+06	2.6E-03
274	0.16469	7.18E-03	1.2E-03	6.05E-04	7.16E-07	0.08	4.71E-02	2.77E-09	1.0E+06	2.8E-03
275	0.179	7.18E-03	1.3E-03	6.05E-04	7.78E-07	0.08	4.71E-02	3.01E-09	1.0E+06	3.0E-03
276	0.19851	7.18E-03	1.4E-03	6.05E-04	8.63E-07	0.08	4.71E-02	3.34E-09	1.0E+06	3.3E-03
277	0.21521	7.18E-03	1.5E-03	6.05E-04	9.35E-07	0.08	4.71E-02	3.62E-09	1.0E+06	3.6E-03
278	0.22946	7.18E-03	1.6E-03	6.05E-04	9.97E-07	0.08	4.71E-02	3.86E-09	1.0E+06	3.9E-03
279	0.24341	7.18E-03	1.7E-03	6.05E-04	1.06E-06	0.08	4.71E-02	4.10E-09	1.0E+06	4.1E-03

Ventura Ranch
P3 (off) - Grading

							Cancer Risk from 2 to 16 years			
Receptor #	Conc	g/sec	Cair	Dose Constant	Dose	ED	Risk Constant	Risk	Constant 2	Risk/ Million
280	0.26392	7.18E-03	1.9E-03	6.05E-04	1.15E-06	0.08	4.71E-02	4.44E-09	1.0E+06	4.4E-03
281	0.2743	7.18E-03	2.0E-03	6.05E-04	1.19E-06	0.08	4.71E-02	4.62E-09	1.0E+06	4.6E-03
282	0.29316	7.18E-03	2.1E-03	6.05E-04	1.27E-06	0.08	4.71E-02	4.94E-09	1.0E+06	4.9E-03
283	0.09475	7.18E-03	6.8E-04	6.05E-04	4.12E-07	0.08	4.71E-02	1.60E-09	1.0E+06	1.6E-03
284	0.0999	7.18E-03	7.2E-04	6.05E-04	4.34E-07	0.08	4.71E-02	1.68E-09	1.0E+06	1.7E-03
285	0.10574	7.18E-03	7.6E-04	6.05E-04	4.59E-07	0.08	4.71E-02	1.78E-09	1.0E+06	1.8E-03
286	0.11306	7.18E-03	8.1E-04	6.05E-04	4.91E-07	0.08	4.71E-02	1.90E-09	1.0E+06	1.9E-03
287	0.12013	7.18E-03	8.6E-04	6.05E-04	5.22E-07	0.08	4.71E-02	2.02E-09	1.0E+06	2.0E-03
288	0.12918	7.18E-03	9.3E-04	6.05E-04	5.61E-07	0.08	4.71E-02	2.18E-09	1.0E+06	2.2E-03
289	0.14045	7.18E-03	1.0E-03	6.05E-04	6.10E-07	0.08	4.71E-02	2.36E-09	1.0E+06	2.4E-03
290	0.15141	7.18E-03	1.1E-03	6.05E-04	6.58E-07	0.08	4.71E-02	2.55E-09	1.0E+06	2.5E-03
291	0.16166	7.18E-03	1.2E-03	6.05E-04	7.02E-07	0.08	4.71E-02	2.72E-09	1.0E+06	2.7E-03
292	0.17782	7.18E-03	1.3E-03	6.05E-04	7.73E-07	0.08	4.71E-02	2.99E-09	1.0E+06	3.0E-03
293	0.1917	7.18E-03	1.4E-03	6.05E-04	8.33E-07	0.08	4.71E-02	3.23E-09	1.0E+06	3.2E-03
294	0.20499	7.18E-03	1.5E-03	6.05E-04	8.91E-07	0.08	4.71E-02	3.45E-09	1.0E+06	3.5E-03
295	0.2177	7.18E-03	1.6E-03	6.05E-04	9.46E-07	0.08	4.71E-02	3.67E-09	1.0E+06	3.7E-03
296	0.23163	7.18E-03	1.7E-03	6.05E-04	1.01E-06	0.08	4.71E-02	3.90E-09	1.0E+06	3.9E-03
297	0.24114	7.18E-03	1.7E-03	6.05E-04	1.05E-06	0.08	4.71E-02	4.06E-09	1.0E+06	4.1E-03
298	0.25283	7.18E-03	1.8E-03	6.05E-04	1.10E-06	0.08	4.71E-02	4.26E-09	1.0E+06	4.3E-03
299	0.09164	7.18E-03	6.6E-04	6.05E-04	3.98E-07	0.08	4.71E-02	1.54E-09	1.0E+06	1.5E-03
300	0.09729	7.18E-03	7.0E-04	6.05E-04	4.23E-07	0.08	4.71E-02	1.64E-09	1.0E+06	1.6E-03
301	0.10412	7.18E-03	7.5E-04	6.05E-04	4.52E-07	0.08	4.71E-02	1.75E-09	1.0E+06	1.8E-03
302	0.11222	7.18E-03	8.1E-04	6.05E-04	4.88E-07	0.08	4.71E-02	1.89E-09	1.0E+06	1.9E-03
303	0.11995	7.18E-03	8.6E-04	6.05E-04	5.21E-07	0.08	4.71E-02	2.02E-09	1.0E+06	2.0E-03
304	0.12866	7.18E-03	9.2E-04	6.05E-04	5.59E-07	0.08	4.71E-02	2.17E-09	1.0E+06	2.2E-03
305	0.13836	7.18E-03	9.9E-04	6.05E-04	6.01E-07	0.08	4.71E-02	2.33E-09	1.0E+06	2.3E-03
306	0.14872	7.18E-03	1.1E-03	6.05E-04	6.46E-07	0.08	4.71E-02	2.50E-09	1.0E+06	2.5E-03
307	0.16095	7.18E-03	1.2E-03	6.05E-04	6.99E-07	0.08	4.71E-02	2.71E-09	1.0E+06	2.7E-03
308	0.17323	7.18E-03	1.2E-03	6.05E-04	7.53E-07	0.08	4.71E-02	2.92E-09	1.0E+06	2.9E-03

Ventura Ranch
P3 (off) - Grading

							Cancer Risk from 2 to 16 years			
Receptor #	Conc	g/sec	Cair	Dose Constant	Dose	ED	Risk Constant	Risk	Constant 2	Risk/ Million
309	0.18251	7.18E-03	1.3E-03	6.05E-04	7.93E-07	0.08	4.71E-02	3.07E-09	1.0E+06	3.1E-03
310	0.19325	7.18E-03	1.4E-03	6.05E-04	8.40E-07	0.08	4.71E-02	3.25E-09	1.0E+06	3.3E-03
311	0.20699	7.18E-03	1.5E-03	6.05E-04	8.99E-07	0.08	4.71E-02	3.49E-09	1.0E+06	3.5E-03
312	0.21939	7.18E-03	1.6E-03	6.05E-04	9.53E-07	0.08	4.71E-02	3.69E-09	1.0E+06	3.7E-03
313	0.21889	7.18E-03	1.6E-03	6.05E-04	9.51E-07	0.08	4.71E-02	3.69E-09	1.0E+06	3.7E-03
314	0.08461	7.18E-03	6.1E-04	6.05E-04	3.68E-07	0.08	4.71E-02	1.42E-09	1.0E+06	1.4E-03
315	0.09028	7.18E-03	6.5E-04	6.05E-04	3.92E-07	0.08	4.71E-02	1.52E-09	1.0E+06	1.5E-03
316	0.09664	7.18E-03	6.9E-04	6.05E-04	4.20E-07	0.08	4.71E-02	1.63E-09	1.0E+06	1.6E-03
317	0.10404	7.18E-03	7.5E-04	6.05E-04	4.52E-07	0.08	4.71E-02	1.75E-09	1.0E+06	1.8E-03
318	0.10976	7.18E-03	7.9E-04	6.05E-04	4.77E-07	0.08	4.71E-02	1.85E-09	1.0E+06	1.8E-03
319	0.11847	7.18E-03	8.5E-04	6.05E-04	5.15E-07	0.08	4.71E-02	1.99E-09	1.0E+06	2.0E-03
320	0.12794	7.18E-03	9.2E-04	6.05E-04	5.56E-07	0.08	4.71E-02	2.15E-09	1.0E+06	2.2E-03
321	0.13517	7.18E-03	9.7E-04	6.05E-04	5.87E-07	0.08	4.71E-02	2.28E-09	1.0E+06	2.3E-03
322	0.14658	7.18E-03	1.1E-03	6.05E-04	6.37E-07	0.08	4.71E-02	2.47E-09	1.0E+06	2.5E-03
323	0.15747	7.18E-03	1.1E-03	6.05E-04	6.84E-07	0.08	4.71E-02	2.65E-09	1.0E+06	2.7E-03
324	0.16565	7.18E-03	1.2E-03	6.05E-04	7.20E-07	0.08	4.71E-02	2.79E-09	1.0E+06	2.8E-03
325	0.17363	7.18E-03	1.2E-03	6.05E-04	7.55E-07	0.08	4.71E-02	2.92E-09	1.0E+06	2.9E-03
326	0.18569	7.18E-03	1.3E-03	6.05E-04	8.07E-07	0.08	4.71E-02	3.13E-09	1.0E+06	3.1E-03
327	0.19567	7.18E-03	1.4E-03	6.05E-04	8.50E-07	0.08	4.71E-02	3.29E-09	1.0E+06	3.3E-03
328	0.19139	7.18E-03	1.4E-03	6.05E-04	8.32E-07	0.08	4.71E-02	3.22E-09	1.0E+06	3.2E-03
329	0.0786	7.18E-03	5.6E-04	6.05E-04	3.42E-07	0.08	4.71E-02	1.32E-09	1.0E+06	1.3E-03
330	0.08434	7.18E-03	6.1E-04	6.05E-04	3.67E-07	0.08	4.71E-02	1.42E-09	1.0E+06	1.4E-03
331	0.09027	7.18E-03	6.5E-04	6.05E-04	3.92E-07	0.08	4.71E-02	1.52E-09	1.0E+06	1.5E-03
332	0.09699	7.18E-03	7.0E-04	6.05E-04	4.21E-07	0.08	4.71E-02	1.63E-09	1.0E+06	1.6E-03
333	0.10231	7.18E-03	7.3E-04	6.05E-04	4.45E-07	0.08	4.71E-02	1.72E-09	1.0E+06	1.7E-03
334	0.10991	7.18E-03	7.9E-04	6.05E-04	4.78E-07	0.08	4.71E-02	1.85E-09	1.0E+06	1.9E-03
335	0.11792	7.18E-03	8.5E-04	6.05E-04	5.12E-07	0.08	4.71E-02	1.99E-09	1.0E+06	2.0E-03
336	0.12549	7.18E-03	9.0E-04	6.05E-04	5.45E-07	0.08	4.71E-02	2.11E-09	1.0E+06	2.1E-03
337	0.13479	7.18E-03	9.7E-04	6.05E-04	5.86E-07	0.08	4.71E-02	2.27E-09	1.0E+06	2.3E-03
338	0.14455	7.18E-03	1.0E-03	6.05E-04	6.28E-07	0.08	4.71E-02	2.43E-09	1.0E+06	2.4E-03
339	0.15222	7.18E-03	1.1E-03	6.05E-04	6.61E-07	0.08	4.71E-02	2.56E-09	1.0E+06	2.6E-03

Ventura Ranch
P3 (off) - Grading

					Cancer Risk from 2 to 16 years					
Receptor #	Conc	g/sec	Cair	Dose Constant	Dose	ED	Risk Constant	Risk	Constant 2	Risk/ Million
340	0.15742	7.18E-03	1.1E-03	6.05E-04	6.84E-07	0.08	4.71E-02	2.65E-09	1.0E+06	2.7E-03
341	0.16757	7.18E-03	1.2E-03	6.05E-04	7.28E-07	0.08	4.71E-02	2.82E-09	1.0E+06	2.8E-03
342	0.17561	7.18E-03	1.3E-03	6.05E-04	7.63E-07	0.08	4.71E-02	2.96E-09	1.0E+06	3.0E-03
343	0.16937	7.18E-03	1.2E-03	6.05E-04	7.36E-07	0.08	4.71E-02	2.85E-09	1.0E+06	2.9E-03
344	0.16174	7.18E-03	1.2E-03	6.05E-04	7.03E-07	0.08	4.71E-02	2.72E-09	1.0E+06	2.7E-03
345	0.07348	7.18E-03	5.3E-04	6.05E-04	3.19E-07	0.08	4.71E-02	1.24E-09	1.0E+06	1.2E-03
346	0.07923	7.18E-03	5.7E-04	6.05E-04	3.44E-07	0.08	4.71E-02	1.33E-09	1.0E+06	1.3E-03
347	0.08472	7.18E-03	6.1E-04	6.05E-04	3.68E-07	0.08	4.71E-02	1.43E-09	1.0E+06	1.4E-03
348	0.09081	7.18E-03	6.5E-04	6.05E-04	3.95E-07	0.08	4.71E-02	1.53E-09	1.0E+06	1.5E-03
349	0.09595	7.18E-03	6.9E-04	6.05E-04	4.17E-07	0.08	4.71E-02	1.62E-09	1.0E+06	1.6E-03
350	0.10248	7.18E-03	7.4E-04	6.05E-04	4.45E-07	0.08	4.71E-02	1.73E-09	1.0E+06	1.7E-03
351	0.10948	7.18E-03	7.9E-04	6.05E-04	4.76E-07	0.08	4.71E-02	1.84E-09	1.0E+06	1.8E-03
352	0.11726	7.18E-03	8.4E-04	6.05E-04	5.10E-07	0.08	4.71E-02	1.97E-09	1.0E+06	2.0E-03
353	0.12466	7.18E-03	9.0E-04	6.05E-04	5.42E-07	0.08	4.71E-02	2.10E-09	1.0E+06	2.1E-03
354	0.13302	7.18E-03	9.6E-04	6.05E-04	5.78E-07	0.08	4.71E-02	2.24E-09	1.0E+06	2.2E-03
355	0.13998	7.18E-03	1.0E-03	6.05E-04	6.08E-07	0.08	4.71E-02	2.36E-09	1.0E+06	2.4E-03
356	0.14361	7.18E-03	1.0E-03	6.05E-04	6.24E-07	0.08	4.71E-02	2.42E-09	1.0E+06	2.4E-03
357	0.15238	7.18E-03	1.1E-03	6.05E-04	6.62E-07	0.08	4.71E-02	2.57E-09	1.0E+06	2.6E-03
358	0.15915	7.18E-03	1.1E-03	6.05E-04	6.92E-07	0.08	4.71E-02	2.68E-09	1.0E+06	2.7E-03
359	0.15587	7.18E-03	1.1E-03	6.05E-04	6.77E-07	0.08	4.71E-02	2.62E-09	1.0E+06	2.6E-03
360	0.1426	7.18E-03	1.0E-03	6.05E-04	6.20E-07	0.08	4.71E-02	2.40E-09	1.0E+06	2.4E-03

Ventura Ranch
P3 (off) - Grading

Max Cancer Risk Cancer Risk	
Receptor #	**Total Risk/ Million**
1	3.4E-02
2	3.6E-02
3	3.8E-02
4	3.9E-02
5	4.0E-02
6	3.9E-02
7	3.8E-02
8	3.5E-02
9	3.3E-02
10	2.9E-02
11	2.6E-02
12	2.2E-02
13	1.9E-02
14	1.6E-02
15	1.2E-02
16	9.0E-03
17	6.2E-03
18	4.9E-03
19	3.6E-03
20	2.8E-03
21	2.2E-03
22	4.1E-02
23	3.8E-02
24	3.5E-02
25	3.2E-02
26	2.8E-02
27	2.4E-02
28	2.0E-02
29	1.7E-02
30	1.2E-02
31	8.5E-03

Max	**Receptor #**	
0.217	122	Res

Chronic Non Cancer Risk	
REL	**HI Offroad**
5	2.88E-03
5	3.09E-03
5	3.25E-03
5	3.35E-03
5	3.37E-03
5	3.33E-03
5	3.20E-03
5	3.01E-03
5	2.77E-03
5	2.50E-03
5	2.21E-03
5	1.91E-03
5	1.62E-03
5	1.35E-03
5	9.91E-04
5	7.69E-04
5	5.32E-04
5	4.17E-04
5	3.04E-04
5	2.41E-04
5	1.89E-04
5	3.48E-03
5	3.28E-03
5	3.01E-03
5	2.70E-03
5	2.38E-03
5	2.04E-03
5	1.72E-03
5	1.42E-03
5	1.05E-03
5	7.27E-04

Max	**Receptor #**	
1.851E-02	122	Res

Ventura Ranch
P3 (off) - Grading

Max Cancer Risk Cancer Risk		*Chronic Non Cancer Risk*	
Receptor #	Total Risk/ Million	REL	HI Offroad
32	4.9E-03	5	4.22E-04
33	4.1E-03	5	3.46E-04
34	3.6E-03	5	3.07E-04
35	1.8E-02	5	1.51E-03
36	1.3E-02	5	1.09E-03
37	1.8E-02	5	1.50E-03
38	2.1E-02	5	1.80E-03
39	2.5E-02	5	2.16E-03
40	3.0E-02	5	2.56E-03
41	1.7E-02	5	1.47E-03
42	2.1E-02	5	1.79E-03
43	2.5E-02	5	2.17E-03
44	3.1E-02	5	2.62E-03
45	3.7E-02	5	3.14E-03
46	5.6E-02	5	4.77E-03
47	5.1E-02	5	4.35E-03
48	2.1E-02	5	1.76E-03
49	2.5E-02	5	2.17E-03
50	3.1E-02	5	2.66E-03
51	3.8E-02	5	3.24E-03
52	6.2E-02	5	5.30E-03
53	5.7E-02	5	4.83E-03
54	5.0E-02	5	4.26E-03
55	2.5E-02	5	2.13E-03
56	3.1E-02	5	2.66E-03
57	3.9E-02	5	3.30E-03
58	4.7E-02	5	3.99E-03
59	7.0E-02	5	5.93E-03
60	6.3E-02	5	5.40E-03
61	5.6E-02	5	4.75E-03
62	7.8E-02	5	6.69E-03

Ventura Ranch
P3 (off) - Grading

Max Cancer Risk Cancer Risk		*Chronic Non Cancer Risk*	
Receptor #	Total Risk/ Million	REL	HI Offroad
63	7.1E-02	5	6.09E-03
64	6.3E-02	5	5.34E-03
65	8.1E-02	5	6.92E-03
66	1.9E-02	5	1.59E-03
67	2.4E-02	5	2.02E-03
68	8.9E-03	5	7.60E-04
69	5.9E-03	5	5.07E-04
70	4.5E-03	5	3.81E-04
71	3.7E-03	5	3.13E-04
72	1.8E-02	5	1.55E-03
73	2.3E-02	5	1.97E-03
74	1.6E-02	5	1.37E-03
75	9.5E-03	5	8.09E-04
76	6.5E-03	5	5.51E-04
77	4.9E-03	5	4.20E-04
78	4.2E-03	5	3.59E-04
79	1.8E-02	5	1.52E-03
80	2.2E-02	5	1.91E-03
81	1.7E-02	5	1.42E-03
82	1.0E-02	5	8.64E-04
83	7.6E-03	5	6.50E-04
84	6.3E-03	5	5.40E-04
85	5.1E-03	5	4.38E-04
86	1.8E-02	5	1.51E-03
87	2.4E-02	5	2.03E-03
88	1.2E-02	5	1.04E-03
89	1.4E-02	5	1.20E-03
90	1.1E-02	5	9.61E-04
91	1.3E-02	5	1.10E-03
92	1.5E-02	5	1.27E-03
93	1.0E-02	5	8.76E-04

Ventura Ranch
P3 (off) - Grading

Max Cancer Risk Cancer Risk		*Chronic Non Cancer Risk*	
Receptor #	Total Risk/ Million	REL	HI Offroad
94	1.2E-02	5	9.91E-04
95	1.3E-02	5	1.13E-03
96	1.6E-02	5	1.33E-03
97	1.9E-02	5	1.59E-03
98	2.2E-02	5	1.90E-03
99	9.1E-03	5	7.80E-04
100	1.0E-02	5	8.70E-04
101	1.1E-02	5	9.78E-04
102	1.3E-02	5	1.13E-03
103	1.6E-02	5	1.33E-03
104	1.9E-02	5	1.59E-03
105	2.3E-02	5	1.97E-03
106	3.0E-02	5	2.54E-03
107	4.1E-02	5	3.52E-03
108	6.6E-02	5	5.60E-03
109	7.9E-03	5	6.77E-04
110	8.7E-03	5	7.44E-04
111	9.7E-03	5	8.29E-04
112	1.1E-02	5	9.48E-04
113	1.3E-02	5	1.08E-03
114	1.5E-02	5	1.25E-03
115	1.7E-02	5	1.49E-03
116	2.1E-02	5	1.82E-03
117	2.7E-02	5	2.31E-03
118	3.7E-02	5	3.14E-03
119	5.6E-02	5	4.81E-03
120	9.6E-02	5	8.17E-03
121	1.5E-01	5	1.30E-02
122	2.2E-01	5	1.85E-02
123	6.8E-03	5	5.78E-04
124	7.3E-03	5	6.27E-04

Ventura Ranch
P3 (off) - Grading

Max Cancer Risk Cancer Risk		*Chronic Non Cancer Risk*	
Receptor #	Total Risk/ Million	REL	HI Offroad
125	8.1E-03	5	6.90E-04
126	9.1E-03	5	7.75E-04
127	1.0E-02	5	8.63E-04
128	1.1E-02	5	9.72E-04
129	1.3E-02	5	1.12E-03
130	1.5E-02	5	1.31E-03
131	1.8E-02	5	1.57E-03
132	2.3E-02	5	1.95E-03
133	3.0E-02	5	2.59E-03
134	4.3E-02	5	3.71E-03
135	6.1E-02	5	5.23E-03
136	8.3E-02	5	7.05E-03
137	1.0E-01	5	8.88E-03
138	1.2E-01	5	1.02E-02
139	5.7E-03	5	4.89E-04
140	6.1E-03	5	5.24E-04
141	6.7E-03	5	5.68E-04
142	7.3E-03	5	6.27E-04
143	8.0E-03	5	6.85E-04
144	8.9E-03	5	7.57E-04
145	1.0E-02	5	8.52E-04
146	1.1E-02	5	9.67E-04
147	1.3E-02	5	1.12E-03
148	1.5E-02	5	1.32E-03
149	1.9E-02	5	1.64E-03
150	2.5E-02	5	2.15E-03
151	3.3E-02	5	2.79E-03
152	4.1E-02	5	3.47E-03
153	5.3E-02	5	4.50E-03
154	6.2E-02	5	5.31E-03
155	4.8E-03	5	4.12E-04

Ventura Ranch
P3 (off) - Grading

Max Cancer Risk Cancer Risk		*Chronic Non Cancer Risk*	
Receptor #	Total Risk/ Million	REL	HI Offroad
156	5.1E-03	5	4.37E-04
157	5.5E-03	5	4.69E-04
158	6.0E-03	5	5.09E-04
159	6.4E-03	5	5.48E-04
160	7.0E-03	5	5.98E-04
161	7.7E-03	5	6.60E-04
162	8.6E-03	5	7.37E-04
163	9.9E-03	5	8.43E-04
164	1.1E-02	5	9.68E-04
165	1.4E-02	5	1.16E-03
166	1.7E-02	5	1.45E-03
167	2.1E-02	5	1.76E-03
168	2.5E-02	5	2.11E-03
169	3.1E-02	5	2.63E-03
170	3.6E-02	5	3.08E-03
171	4.1E-03	5	3.49E-04
172	4.3E-03	5	3.66E-04
173	4.6E-03	5	3.89E-04
174	4.9E-03	5	4.17E-04
175	5.2E-03	5	4.47E-04
176	5.7E-03	5	4.83E-04
177	6.2E-03	5	5.26E-04
178	6.8E-03	5	5.83E-04
179	7.7E-03	5	6.61E-04
180	8.8E-03	5	7.49E-04
181	1.0E-02	5	8.61E-04
182	1.2E-02	5	1.05E-03
183	1.5E-02	5	1.24E-03
184	1.7E-02	5	1.43E-03
185	2.0E-02	5	1.73E-03
186	2.3E-02	5	1.98E-03

Ventura Ranch
P3 (off) - Grading

Max Cancer Risk Cancer Risk		*Chronic Non Cancer Risk*	
Receptor #	Total Risk/ Million	REL	HI Offroad
187	3.5E-03	5	2.96E-04
188	3.6E-03	5	3.09E-04
189	3.8E-03	5	3.26E-04
190	4.1E-03	5	3.47E-04
191	4.3E-03	5	3.70E-04
192	4.7E-03	5	4.00E-04
193	5.0E-03	5	4.30E-04
194	5.6E-03	5	4.76E-04
195	6.3E-03	5	5.36E-04
196	7.1E-03	5	6.03E-04
197	8.0E-03	5	6.84E-04
198	9.5E-03	5	8.13E-04
199	1.1E-02	5	9.42E-04
200	1.2E-02	5	1.04E-03
201	1.4E-02	5	1.23E-03
202	1.6E-02	5	1.38E-03
203	3.0E-03	5	2.53E-04
204	3.1E-03	5	2.64E-04
205	3.2E-03	5	2.77E-04
206	3.4E-03	5	2.94E-04
207	3.7E-03	5	3.13E-04
208	4.0E-03	5	3.38E-04
209	4.2E-03	5	3.62E-04
210	4.7E-03	5	3.98E-04
211	5.2E-03	5	4.47E-04
212	5.8E-03	5	4.95E-04
213	6.6E-03	5	5.65E-04
214	7.7E-03	5	6.59E-04
215	8.7E-03	5	7.45E-04
216	9.3E-03	5	7.97E-04
217	1.1E-02	5	9.18E-04

Ventura Ranch
P3 (off) - Grading

Max Cancer Risk Cancer Risk		*Chronic Non Cancer Risk*	
Receptor #	Total Risk/ Million	REL	HI Offroad
218	1.2E-02	5	1.02E-03
219	2.6E-03	5	2.19E-04
220	2.7E-03	5	2.27E-04
221	2.8E-03	5	2.39E-04
222	3.0E-03	5	2.53E-04
223	3.2E-03	5	2.70E-04
224	3.4E-03	5	2.91E-04
225	3.7E-03	5	3.12E-04
226	3.9E-03	5	3.35E-04
227	4.4E-03	5	3.76E-04
228	4.9E-03	5	4.22E-04
229	5.6E-03	5	4.80E-04
230	6.4E-03	5	5.48E-04
231	6.9E-03	5	5.92E-04
232	7.4E-03	5	6.30E-04
233	8.4E-03	5	7.15E-04
234	9.2E-03	5	7.86E-04
235	2.2E-03	5	1.91E-04
236	2.3E-03	5	1.99E-04
237	2.4E-03	5	2.09E-04
238	2.6E-03	5	2.21E-04
239	2.8E-03	5	2.35E-04
240	3.0E-03	5	2.55E-04
241	3.2E-03	5	2.75E-04
242	3.4E-03	5	2.92E-04
243	3.8E-03	5	3.28E-04
244	4.3E-03	5	3.66E-04
245	4.9E-03	5	4.14E-04
246	5.5E-03	5	4.65E-04
247	5.5E-03	5	4.71E-04
248	6.1E-03	5	5.16E-04

Ventura Ranch
P3 (off) - Grading

Max Cancer Risk Cancer Risk		*Chronic Non Cancer Risk*	
Receptor #	Total Risk/ Million	REL	HI Offroad
249	6.7E-03	5	5.71E-04
250	7.3E-03	5	6.21E-04
251	2.0E-03	5	1.69E-04
252	2.1E-03	5	1.76E-04
253	2.2E-03	5	1.85E-04
254	2.3E-03	5	1.97E-04
255	2.4E-03	5	2.09E-04
256	2.7E-03	5	2.27E-04
257	2.9E-03	5	2.46E-04
258	3.0E-03	5	2.60E-04
259	3.4E-03	5	2.89E-04
260	3.8E-03	5	3.21E-04
261	4.2E-03	5	3.59E-04
262	4.7E-03	5	3.99E-04
263	4.6E-03	5	3.95E-04
264	5.1E-03	5	4.37E-04
265	5.4E-03	5	4.60E-04
266	5.8E-03	5	4.91E-04
267	1.8E-03	5	1.51E-04
268	1.9E-03	5	1.58E-04
269	2.0E-03	5	1.67E-04
270	2.1E-03	5	1.78E-04
271	2.2E-03	5	1.88E-04
272	2.4E-03	5	2.04E-04
273	2.6E-03	5	2.22E-04
274	2.8E-03	5	2.37E-04
275	3.0E-03	5	2.57E-04
276	3.3E-03	5	2.85E-04
277	3.6E-03	5	3.09E-04
278	3.9E-03	5	3.30E-04
279	4.1E-03	5	3.50E-04

Ventura Ranch
P3 (off) - Grading

Max Cancer Risk Cancer Risk		*Chronic Non Cancer Risk*	
Receptor #	Total Risk/ Million	REL	HI Offroad
280	4.4E-03	5	3.79E-04
281	4.6E-03	5	3.94E-04
282	4.9E-03	5	4.21E-04
283	1.6E-03	5	1.36E-04
284	1.7E-03	5	1.43E-04
285	1.8E-03	5	1.52E-04
286	1.9E-03	5	1.62E-04
287	2.0E-03	5	1.73E-04
288	2.2E-03	5	1.86E-04
289	2.4E-03	5	2.02E-04
290	2.5E-03	5	2.17E-04
291	2.7E-03	5	2.32E-04
292	3.0E-03	5	2.55E-04
293	3.2E-03	5	2.75E-04
294	3.5E-03	5	2.94E-04
295	3.7E-03	5	3.13E-04
296	3.9E-03	5	3.33E-04
297	4.1E-03	5	3.46E-04
298	4.3E-03	5	3.63E-04
299	1.5E-03	5	1.32E-04
300	1.6E-03	5	1.40E-04
301	1.8E-03	5	1.50E-04
302	1.9E-03	5	1.61E-04
303	2.0E-03	5	1.72E-04
304	2.2E-03	5	1.85E-04
305	2.3E-03	5	1.99E-04
306	2.5E-03	5	2.14E-04
307	2.7E-03	5	2.31E-04
308	2.9E-03	5	2.49E-04

Ventura Ranch
P3 (off) - Grading

Max Cancer Risk Cancer Risk		*Chronic Non Cancer Risk*	
Receptor #	Total Risk/ Million	REL	HI Offroad
309	3.1E-03	5	2.62E-04
310	3.3E-03	5	2.78E-04
311	3.5E-03	5	2.97E-04
312	3.7E-03	5	3.15E-04
313	3.7E-03	5	3.14E-04
314	1.4E-03	5	1.22E-04
315	1.5E-03	5	1.30E-04
316	1.6E-03	5	1.39E-04
317	1.8E-03	5	1.49E-04
318	1.8E-03	5	1.58E-04
319	2.0E-03	5	1.70E-04
320	2.2E-03	5	1.84E-04
321	2.3E-03	5	1.94E-04
322	2.5E-03	5	2.11E-04
323	2.7E-03	5	2.26E-04
324	2.8E-03	5	2.38E-04
325	2.9E-03	5	2.49E-04
326	3.1E-03	5	2.67E-04
327	3.3E-03	5	2.81E-04
328	3.2E-03	5	2.75E-04
329	1.3E-03	5	1.13E-04
330	1.4E-03	5	1.21E-04
331	1.5E-03	5	1.30E-04
332	1.6E-03	5	1.39E-04
333	1.7E-03	5	1.47E-04
334	1.9E-03	5	1.58E-04
335	2.0E-03	5	1.69E-04
336	2.1E-03	5	1.80E-04
337	2.3E-03	5	1.94E-04
338	2.4E-03	5	2.08E-04
339	2.6E-03	5	2.19E-04

Ventura Ranch
P3 (off) - Grading

Max Cancer Risk Cancer Risk		*Chronic Non Cancer Risk*	
Receptor #	**Total Risk/ Million**	**REL**	**HI Offroad**
340	2.7E-03	5	2.26E-04
341	2.8E-03	5	2.41E-04
342	3.0E-03	5	2.52E-04
343	2.9E-03	5	2.43E-04
344	2.7E-03	5	2.32E-04
345	1.2E-03	5	1.06E-04
346	1.3E-03	5	1.14E-04
347	1.4E-03	5	1.22E-04
348	1.5E-03	5	1.30E-04
349	1.6E-03	5	1.38E-04
350	1.7E-03	5	1.47E-04
351	1.8E-03	5	1.57E-04
352	2.0E-03	5	1.68E-04
353	2.1E-03	5	1.79E-04
354	2.2E-03	5	1.91E-04
355	2.4E-03	5	2.01E-04
356	2.4E-03	5	2.06E-04
357	2.6E-03	5	2.19E-04
358	2.7E-03	5	2.29E-04
359	2.6E-03	5	2.24E-04
360	2.4E-03	5	2.05E-04

Ventura Ranch

P3 (off) - Grading Haul or Vendor Risk

					Cancer Risk from 2 to 16 years					
Receptor #	Conc	g/sec	Cair	Dose Constant	Dose	ED	Risk Constant	Risk	Constant 2	Risk/ Million
1	0.27315	1.47E-05	4.0E-06	6.05E-04	2.42E-09	0.08	4.71E-02	9.39E-12	1.0E+06	9.4E-06
2	0.25932	1.47E-05	3.8E-06	6.05E-04	2.30E-09	0.08	4.71E-02	8.91E-12	1.0E+06	8.9E-06
3	0.24831	1.47E-05	3.6E-06	6.05E-04	2.20E-09	0.08	4.71E-02	8.53E-12	1.0E+06	8.5E-06
4	0.23859	1.47E-05	3.5E-06	6.05E-04	2.12E-09	0.08	4.71E-02	8.20E-12	1.0E+06	8.2E-06
5	0.22897	1.47E-05	3.4E-06	6.05E-04	2.03E-09	0.08	4.71E-02	7.87E-12	1.0E+06	7.9E-06
6	0.21609	1.47E-05	3.2E-06	6.05E-04	1.92E-09	0.08	4.71E-02	7.43E-12	1.0E+06	7.4E-06
7	0.20281	1.47E-05	3.0E-06	6.05E-04	1.80E-09	0.08	4.71E-02	6.97E-12	1.0E+06	7.0E-06
8	0.19034	1.47E-05	2.8E-06	6.05E-04	1.69E-09	0.08	4.71E-02	6.54E-12	1.0E+06	6.5E-06
9	0.17571	1.47E-05	2.6E-06	6.05E-04	1.56E-09	0.08	4.71E-02	6.04E-12	1.0E+06	6.0E-06
10	0.16101	1.47E-05	2.4E-06	6.05E-04	1.43E-09	0.08	4.71E-02	5.53E-12	1.0E+06	5.5E-06
11	0.14724	1.47E-05	2.2E-06	6.05E-04	1.31E-09	0.08	4.71E-02	5.06E-12	1.0E+06	5.1E-06
12	0.13459	1.47E-05	2.0E-06	6.05E-04	1.19E-09	0.08	4.71E-02	4.63E-12	1.0E+06	4.6E-06
13	0.1224	1.47E-05	1.8E-06	6.05E-04	1.09E-09	0.08	4.71E-02	4.21E-12	1.0E+06	4.2E-06
14	0.1112	1.47E-05	1.6E-06	6.05E-04	9.86E-10	0.08	4.71E-02	3.82E-12	1.0E+06	3.8E-06
15	0.10302	1.47E-05	1.5E-06	6.05E-04	9.14E-10	0.08	4.71E-02	3.54E-12	1.0E+06	3.5E-06
16	0.09592	1.47E-05	1.4E-06	6.05E-04	8.51E-10	0.08	4.71E-02	3.30E-12	1.0E+06	3.3E-06
17	0.08104	1.47E-05	1.2E-06	6.05E-04	7.19E-10	0.08	4.71E-02	2.79E-12	1.0E+06	2.8E-06
18	0.07653	1.47E-05	1.1E-06	6.05E-04	6.79E-10	0.08	4.71E-02	2.63E-12	1.0E+06	2.6E-06
19	0.0675	1.47E-05	9.9E-07	6.05E-04	5.99E-10	0.08	4.71E-02	2.32E-12	1.0E+06	2.3E-06
20	0.06248	1.47E-05	9.2E-07	6.05E-04	5.54E-10	0.08	4.71E-02	2.15E-12	1.0E+06	2.1E-06
21	0.05649	1.47E-05	8.3E-07	6.05E-04	5.01E-10	0.08	4.71E-02	1.94E-12	1.0E+06	1.9E-06
22	0.20923	1.47E-05	3.1E-06	6.05E-04	1.86E-09	0.08	4.71E-02	7.19E-12	1.0E+06	7.2E-06
23	0.19546	1.47E-05	2.9E-06	6.05E-04	1.73E-09	0.08	4.71E-02	6.72E-12	1.0E+06	6.7E-06
24	0.18164	1.47E-05	2.7E-06	6.05E-04	1.61E-09	0.08	4.71E-02	6.24E-12	1.0E+06	6.2E-06
25	0.16816	1.47E-05	2.5E-06	6.05E-04	1.49E-09	0.08	4.71E-02	5.78E-12	1.0E+06	5.8E-06
26	0.15452	1.47E-05	2.3E-06	6.05E-04	1.37E-09	0.08	4.71E-02	5.31E-12	1.0E+06	5.3E-06
27	0.13999	1.47E-05	2.1E-06	6.05E-04	1.24E-09	0.08	4.71E-02	4.81E-12	1.0E+06	4.8E-06
28	0.12585	1.47E-05	1.8E-06	6.05E-04	1.12E-09	0.08	4.71E-02	4.33E-12	1.0E+06	4.3E-06
29	0.11535	1.47E-05	1.7E-06	6.05E-04	1.02E-09	0.08	4.71E-02	3.96E-12	1.0E+06	4.0E-06
30	0.10967	1.47E-05	1.6E-06	6.05E-04	9.73E-10	0.08	4.71E-02	3.77E-12	1.0E+06	3.8E-06
31	0.09173	1.47E-05	1.3E-06	6.05E-04	8.14E-10	0.08	4.71E-02	3.15E-12	1.0E+06	3.2E-06

Ventura Ranch

P3 (off) - Grading Haul or Vendor Risk

		Cancer Risk from 2 to 16 years								
Receptor #	Conc	g/sec	Cair	Dose Constant	Dose	ED	Risk Constant	Risk	Constant 2	Risk/ Million
32	0.07026	1.47E-05	1.0E-06	6.05E-04	6.23E-10	0.08	4.71E-02	2.41E-12	1.0E+06	2.4E-06
33	0.06847	1.47E-05	1.0E-06	6.05E-04	6.07E-10	0.08	4.71E-02	2.35E-12	1.0E+06	2.4E-06
34	0.0699	1.47E-05	1.0E-06	6.05E-04	6.20E-10	0.08	4.71E-02	2.40E-12	1.0E+06	2.4E-06
35	0.13203	1.47E-05	1.9E-06	6.05E-04	1.17E-09	0.08	4.71E-02	4.54E-12	1.0E+06	4.5E-06
36	0.11424	1.47E-05	1.7E-06	6.05E-04	1.01E-09	0.08	4.71E-02	3.93E-12	1.0E+06	3.9E-06
37	0.59905	1.47E-05	8.8E-06	6.05E-04	5.31E-09	0.08	4.71E-02	2.06E-11	1.0E+06	2.1E-05
38	0.52159	1.47E-05	7.6E-06	6.05E-04	4.63E-09	0.08	4.71E-02	1.79E-11	1.0E+06	1.8E-05
39	0.45967	1.47E-05	6.7E-06	6.05E-04	4.08E-09	0.08	4.71E-02	1.58E-11	1.0E+06	1.6E-05
40	0.41289	1.47E-05	6.1E-06	6.05E-04	3.66E-09	0.08	4.71E-02	1.42E-11	1.0E+06	1.4E-05
41	0.66058	1.47E-05	9.7E-06	6.05E-04	5.86E-09	0.08	4.71E-02	2.27E-11	1.0E+06	2.3E-05
42	0.57043	1.47E-05	8.4E-06	6.05E-04	5.06E-09	0.08	4.71E-02	1.96E-11	1.0E+06	2.0E-05
43	0.49903	1.47E-05	7.3E-06	6.05E-04	4.43E-09	0.08	4.71E-02	1.72E-11	1.0E+06	1.7E-05
44	0.44544	1.47E-05	6.5E-06	6.05E-04	3.95E-09	0.08	4.71E-02	1.53E-11	1.0E+06	1.5E-05
45	0.406	1.47E-05	6.0E-06	6.05E-04	3.60E-09	0.08	4.71E-02	1.40E-11	1.0E+06	1.4E-05
46	0.22884	1.47E-05	3.4E-06	6.05E-04	2.03E-09	0.08	4.71E-02	7.86E-12	1.0E+06	7.9E-06
47	0.21212	1.47E-05	3.1E-06	6.05E-04	1.88E-09	0.08	4.71E-02	7.29E-12	1.0E+06	7.3E-06
48	0.62767	1.47E-05	9.2E-06	6.05E-04	5.57E-09	0.08	4.71E-02	2.16E-11	1.0E+06	2.2E-05
49	0.54418	1.47E-05	8.0E-06	6.05E-04	4.83E-09	0.08	4.71E-02	1.87E-11	1.0E+06	1.9E-05
50	0.48257	1.47E-05	7.1E-06	6.05E-04	4.28E-09	0.08	4.71E-02	1.66E-11	1.0E+06	1.7E-05
51	0.43873	1.47E-05	6.4E-06	6.05E-04	3.89E-09	0.08	4.71E-02	1.51E-11	1.0E+06	1.5E-05
52	0.24121	1.47E-05	3.5E-06	6.05E-04	2.14E-09	0.08	4.71E-02	8.29E-12	1.0E+06	8.3E-06
53	0.22198	1.47E-05	3.3E-06	6.05E-04	1.97E-09	0.08	4.71E-02	7.63E-12	1.0E+06	7.6E-06
54	0.20776	1.47E-05	3.0E-06	6.05E-04	1.84E-09	0.08	4.71E-02	7.14E-12	1.0E+06	7.1E-06
55	0.59869	1.47E-05	8.8E-06	6.05E-04	5.31E-09	0.08	4.71E-02	2.06E-11	1.0E+06	2.1E-05
56	0.52756	1.47E-05	7.7E-06	6.05E-04	4.68E-09	0.08	4.71E-02	1.81E-11	1.0E+06	1.8E-05
57	0.47756	1.47E-05	7.0E-06	6.05E-04	4.24E-09	0.08	4.71E-02	1.64E-11	1.0E+06	1.6E-05
58	0.4413	1.47E-05	6.5E-06	6.05E-04	3.91E-09	0.08	4.71E-02	1.52E-11	1.0E+06	1.5E-05
59	0.25411	1.47E-05	3.7E-06	6.05E-04	2.25E-09	0.08	4.71E-02	8.73E-12	1.0E+06	8.7E-06
60	0.2347	1.47E-05	3.4E-06	6.05E-04	2.08E-09	0.08	4.71E-02	8.07E-12	1.0E+06	8.1E-06
61	0.21828	1.47E-05	3.2E-06	6.05E-04	1.94E-09	0.08	4.71E-02	7.50E-12	1.0E+06	7.5E-06
62	0.26761	1.47E-05	3.9E-06	6.05E-04	2.37E-09	0.08	4.71E-02	9.20E-12	1.0E+06	9.2E-06

Ventura Ranch

P3 (off) - Grading Haul or Vendor Risk

							Cancer Risk from 2 to 16 years			
Receptor #	Conc	g/sec	Cair	Dose Constant	Dose	ED	Risk Constant	Risk	Constant 2	Risk/ Million
63	0.24748	1.47E-05	3.6E-06	6.05E-04	2.19E-09	0.08	4.71E-02	8.51E-12	1.0E+06	8.5E-06
64	0.22779	1.47E-05	3.3E-06	6.05E-04	2.02E-09	0.08	4.71E-02	7.83E-12	1.0E+06	7.8E-06
65	0.26071	1.47E-05	3.8E-06	6.05E-04	2.31E-09	0.08	4.71E-02	8.96E-12	1.0E+06	9.0E-06
66	1.01211	1.47E-05	1.5E-05	6.05E-04	8.98E-09	0.08	4.71E-02	3.48E-11	1.0E+06	3.5E-05
67	0.8335	1.47E-05	1.2E-05	6.05E-04	7.39E-09	0.08	4.71E-02	2.86E-11	1.0E+06	2.9E-05
68	0.12834	1.47E-05	1.9E-06	6.05E-04	1.14E-09	0.08	4.71E-02	4.41E-12	1.0E+06	4.4E-06
69	0.10493	1.47E-05	1.5E-06	6.05E-04	9.31E-10	0.08	4.71E-02	3.61E-12	1.0E+06	3.6E-06
70	0.09134	1.47E-05	1.3E-06	6.05E-04	8.10E-10	0.08	4.71E-02	3.14E-12	1.0E+06	3.1E-06
71	0.0831	1.47E-05	1.2E-06	6.05E-04	7.37E-10	0.08	4.71E-02	2.86E-12	1.0E+06	2.9E-06
72	1.18101	1.47E-05	1.7E-05	6.05E-04	1.05E-08	0.08	4.71E-02	4.06E-11	1.0E+06	4.1E-05
73	0.95471	1.47E-05	1.4E-05	6.05E-04	8.47E-09	0.08	4.71E-02	3.28E-11	1.0E+06	3.3E-05
74	0.16012	1.47E-05	2.3E-06	6.05E-04	1.42E-09	0.08	4.71E-02	5.50E-12	1.0E+06	5.5E-06
75	0.13616	1.47E-05	2.0E-06	6.05E-04	1.21E-09	0.08	4.71E-02	4.68E-12	1.0E+06	4.7E-06
76	0.11261	1.47E-05	1.7E-06	6.05E-04	9.99E-10	0.08	4.71E-02	3.87E-12	1.0E+06	3.9E-06
77	0.09787	1.47E-05	1.4E-06	6.05E-04	8.68E-10	0.08	4.71E-02	3.36E-12	1.0E+06	3.4E-06
78	0.09175	1.47E-05	1.3E-06	6.05E-04	8.14E-10	0.08	4.71E-02	3.15E-12	1.0E+06	3.2E-06
79	1.41082	1.47E-05	2.1E-05	6.05E-04	1.25E-08	0.08	4.71E-02	4.85E-11	1.0E+06	4.8E-05
80	1.11586	1.47E-05	1.6E-05	6.05E-04	9.90E-09	0.08	4.71E-02	3.83E-11	1.0E+06	3.8E-05
81	0.16124	1.47E-05	2.4E-06	6.05E-04	1.43E-09	0.08	4.71E-02	5.54E-12	1.0E+06	5.5E-06
82	0.14458	1.47E-05	2.1E-06	6.05E-04	1.28E-09	0.08	4.71E-02	4.97E-12	1.0E+06	5.0E-06
83	0.13346	1.47E-05	2.0E-06	6.05E-04	1.18E-09	0.08	4.71E-02	4.59E-12	1.0E+06	4.6E-06
84	0.12969	1.47E-05	1.9E-06	6.05E-04	1.15E-09	0.08	4.71E-02	4.46E-12	1.0E+06	4.5E-06
85	0.11177	1.47E-05	1.6E-06	6.05E-04	9.91E-10	0.08	4.71E-02	3.84E-12	1.0E+06	3.8E-06
86	1.73854	1.47E-05	2.5E-05	6.05E-04	1.54E-08	0.08	4.71E-02	5.97E-11	1.0E+06	6.0E-05
87	1.29237	1.47E-05	1.9E-05	6.05E-04	1.15E-08	0.08	4.71E-02	4.44E-11	1.0E+06	4.4E-05
88	0.15899	1.47E-05	2.3E-06	6.05E-04	1.41E-09	0.08	4.71E-02	5.46E-12	1.0E+06	5.5E-06
89	15.57642	1.47E-05	2.3E-04	6.05E-04	1.38E-07	0.08	4.71E-02	5.35E-10	1.0E+06	5.4E-04
90	11.44535	1.47E-05	1.7E-04	6.05E-04	1.02E-07	0.08	4.71E-02	3.93E-10	1.0E+06	3.9E-04
91	18.20645	1.47E-05	2.7E-04	6.05E-04	1.61E-07	0.08	4.71E-02	6.26E-10	1.0E+06	6.3E-04
92	11.18143	1.47E-05	1.6E-04	6.05E-04	9.92E-08	0.08	4.71E-02	3.84E-10	1.0E+06	3.8E-04
93	20.95114	1.47E-05	3.1E-04	6.05E-04	1.86E-07	0.08	4.71E-02	7.20E-10	1.0E+06	7.2E-04

Ventura Ranch

P3 (off) - Grading Haul or Vendor Risk

						Cancer Risk from 2 to 16 years				
Receptor #	Conc	g/sec	Cair	Dose Constant	Dose	ED	Risk Constant	Risk	Constant 2	Risk/ Million
94	13.01504	1.47E-05	1.9E-04	6.05E-04	1.15E-07	0.08	4.71E-02	4.47E-10	1.0E+06	4.5E-04
95	9.07432	1.47E-05	1.3E-04	6.05E-04	8.05E-08	0.08	4.71E-02	3.12E-10	1.0E+06	3.1E-04
96	6.64905	1.47E-05	9.7E-05	6.05E-04	5.90E-08	0.08	4.71E-02	2.29E-10	1.0E+06	2.3E-04
97	4.99337	1.47E-05	7.3E-05	6.05E-04	4.43E-08	0.08	4.71E-02	1.72E-10	1.0E+06	1.7E-04
98	3.88847	1.47E-05	5.7E-05	6.05E-04	3.45E-08	0.08	4.71E-02	1.34E-10	1.0E+06	1.3E-04
99	13.73986	1.47E-05	2.0E-04	6.05E-04	1.22E-07	0.08	4.71E-02	4.72E-10	1.0E+06	4.7E-04
100	9.8886	1.47E-05	1.4E-04	6.05E-04	8.77E-08	0.08	4.71E-02	3.40E-10	1.0E+06	3.4E-04
101	7.48414	1.47E-05	1.1E-04	6.05E-04	6.64E-08	0.08	4.71E-02	2.57E-10	1.0E+06	2.6E-04
102	5.78575	1.47E-05	8.5E-05	6.05E-04	5.13E-08	0.08	4.71E-02	1.99E-10	1.0E+06	2.0E-04
103	4.54733	1.47E-05	6.7E-05	6.05E-04	4.03E-08	0.08	4.71E-02	1.56E-10	1.0E+06	1.6E-04
104	3.59595	1.47E-05	5.3E-05	6.05E-04	3.19E-08	0.08	4.71E-02	1.24E-10	1.0E+06	1.2E-04
105	2.88391	1.47E-05	4.2E-05	6.05E-04	2.56E-08	0.08	4.71E-02	9.91E-11	1.0E+06	9.9E-05
106	2.36163	1.47E-05	3.5E-05	6.05E-04	2.09E-08	0.08	4.71E-02	8.12E-11	1.0E+06	8.1E-05
107	1.97939	1.47E-05	2.9E-05	6.05E-04	1.76E-08	0.08	4.71E-02	6.80E-11	1.0E+06	6.8E-05
108	1.68254	1.47E-05	2.5E-05	6.05E-04	1.49E-08	0.08	4.71E-02	5.78E-11	1.0E+06	5.8E-05
109	10.18663	1.47E-05	1.5E-04	6.05E-04	9.03E-08	0.08	4.71E-02	3.50E-10	1.0E+06	3.5E-04
110	7.89632	1.47E-05	1.2E-04	6.05E-04	7.00E-08	0.08	4.71E-02	2.71E-10	1.0E+06	2.7E-04
111	6.24097	1.47E-05	9.1E-05	6.05E-04	5.54E-08	0.08	4.71E-02	2.14E-10	1.0E+06	2.1E-04
112	4.87072	1.47E-05	7.1E-05	6.05E-04	4.32E-08	0.08	4.71E-02	1.67E-10	1.0E+06	1.7E-04
113	3.98433	1.47E-05	5.8E-05	6.05E-04	3.53E-08	0.08	4.71E-02	1.37E-10	1.0E+06	1.4E-04
114	3.32243	1.47E-05	4.9E-05	6.05E-04	2.95E-08	0.08	4.71E-02	1.14E-10	1.0E+06	1.1E-04
115	2.73196	1.47E-05	4.0E-05	6.05E-04	2.42E-08	0.08	4.71E-02	9.39E-11	1.0E+06	9.4E-05
116	2.28217	1.47E-05	3.3E-05	6.05E-04	2.02E-08	0.08	4.71E-02	7.84E-11	1.0E+06	7.8E-05
117	1.93216	1.47E-05	2.8E-05	6.05E-04	1.71E-08	0.08	4.71E-02	6.64E-11	1.0E+06	6.6E-05
118	1.64379	1.47E-05	2.4E-05	6.05E-04	1.46E-08	0.08	4.71E-02	5.65E-11	1.0E+06	5.6E-05
119	1.40249	1.47E-05	2.1E-05	6.05E-04	1.24E-08	0.08	4.71E-02	4.82E-11	1.0E+06	4.8E-05
120	1.20465	1.47E-05	1.8E-05	6.05E-04	1.07E-08	0.08	4.71E-02	4.14E-11	1.0E+06	4.1E-05
121	1.04736	1.47E-05	1.5E-05	6.05E-04	9.29E-09	0.08	4.71E-02	3.60E-11	1.0E+06	3.6E-05
122	0.90873	1.47E-05	1.3E-05	6.05E-04	8.06E-09	0.08	4.71E-02	3.12E-11	1.0E+06	3.1E-05
123	8.06251	1.47E-05	1.2E-04	6.05E-04	7.15E-08	0.08	4.71E-02	2.77E-10	1.0E+06	2.8E-04
124	6.51863	1.47E-05	9.6E-05	6.05E-04	5.78E-08	0.08	4.71E-02	2.24E-10	1.0E+06	2.2E-04

Ventura Ranch

P3 (off) - Grading Haul or Vendor Risk

		Cancer Risk from 2 to 16 years								
Receptor #	Conc	g/sec	Cair	Dose Constant	Dose	ED	Risk Constant	Risk	Constant 2	Risk/ Million
125	5.30279	1.47E-05	7.8E-05	6.05E-04	4.70E-08	0.08	4.71E-02	1.82E-10	1.0E+06	1.8E-04
126	4.14953	1.47E-05	6.1E-05	6.05E-04	3.68E-08	0.08	4.71E-02	1.43E-10	1.0E+06	1.4E-04
127	3.52466	1.47E-05	5.2E-05	6.05E-04	3.13E-08	0.08	4.71E-02	1.21E-10	1.0E+06	1.2E-04
128	3.00801	1.47E-05	4.4E-05	6.05E-04	2.67E-08	0.08	4.71E-02	1.03E-10	1.0E+06	1.0E-04
129	2.42478	1.47E-05	3.6E-05	6.05E-04	2.15E-08	0.08	4.71E-02	8.33E-11	1.0E+06	8.3E-05
130	2.08531	1.47E-05	3.1E-05	6.05E-04	1.85E-08	0.08	4.71E-02	7.17E-11	1.0E+06	7.2E-05
131	1.82868	1.47E-05	2.7E-05	6.05E-04	1.62E-08	0.08	4.71E-02	6.28E-11	1.0E+06	6.3E-05
132	1.5757	1.47E-05	2.3E-05	6.05E-04	1.40E-08	0.08	4.71E-02	5.42E-11	1.0E+06	5.4E-05
133	1.37384	1.47E-05	2.0E-05	6.05E-04	1.22E-08	0.08	4.71E-02	4.72E-11	1.0E+06	4.7E-05
134	1.21308	1.47E-05	1.8E-05	6.05E-04	1.08E-08	0.08	4.71E-02	4.17E-11	1.0E+06	4.2E-05
135	1.06348	1.47E-05	1.6E-05	6.05E-04	9.43E-09	0.08	4.71E-02	3.65E-11	1.0E+06	3.7E-05
136	0.93164	1.47E-05	1.4E-05	6.05E-04	8.26E-09	0.08	4.71E-02	3.20E-11	1.0E+06	3.2E-05
137	0.82157	1.47E-05	1.2E-05	6.05E-04	7.29E-09	0.08	4.71E-02	2.82E-11	1.0E+06	2.8E-05
138	0.71713	1.47E-05	1.1E-05	6.05E-04	6.36E-09	0.08	4.71E-02	2.46E-11	1.0E+06	2.5E-05
139	6.61237	1.47E-05	9.7E-05	6.05E-04	5.86E-08	0.08	4.71E-02	2.27E-10	1.0E+06	2.3E-04
140	5.52987	1.47E-05	8.1E-05	6.05E-04	4.90E-08	0.08	4.71E-02	1.90E-10	1.0E+06	1.9E-04
141	4.58597	1.47E-05	6.7E-05	6.05E-04	4.07E-08	0.08	4.71E-02	1.58E-10	1.0E+06	1.6E-04
142	3.61614	1.47E-05	5.3E-05	6.05E-04	3.21E-08	0.08	4.71E-02	1.24E-10	1.0E+06	1.2E-04
143	3.15758	1.47E-05	4.6E-05	6.05E-04	2.80E-08	0.08	4.71E-02	1.09E-10	1.0E+06	1.1E-04
144	2.71604	1.47E-05	4.0E-05	6.05E-04	2.41E-08	0.08	4.71E-02	9.33E-11	1.0E+06	9.3E-05
145	2.20625	1.47E-05	3.2E-05	6.05E-04	1.96E-08	0.08	4.71E-02	7.58E-11	1.0E+06	7.6E-05
146	1.93656	1.47E-05	2.8E-05	6.05E-04	1.72E-08	0.08	4.71E-02	6.66E-11	1.0E+06	6.7E-05
147	1.71451	1.47E-05	2.5E-05	6.05E-04	1.52E-08	0.08	4.71E-02	5.89E-11	1.0E+06	5.9E-05
148	1.46985	1.47E-05	2.2E-05	6.05E-04	1.30E-08	0.08	4.71E-02	5.05E-11	1.0E+06	5.1E-05
149	1.29854	1.47E-05	1.9E-05	6.05E-04	1.15E-08	0.08	4.71E-02	4.46E-11	1.0E+06	4.5E-05
150	1.17389	1.47E-05	1.7E-05	6.05E-04	1.04E-08	0.08	4.71E-02	4.03E-11	1.0E+06	4.0E-05
151	1.03333	1.47E-05	1.5E-05	6.05E-04	9.17E-09	0.08	4.71E-02	3.55E-11	1.0E+06	3.6E-05
152	0.90876	1.47E-05	1.3E-05	6.05E-04	8.06E-09	0.08	4.71E-02	3.12E-11	1.0E+06	3.1E-05
153	0.82556	1.47E-05	1.2E-05	6.05E-04	7.32E-09	0.08	4.71E-02	2.84E-11	1.0E+06	2.8E-05
154	0.73055	1.47E-05	1.1E-05	6.05E-04	6.48E-09	0.08	4.71E-02	2.51E-11	1.0E+06	2.5E-05
155	5.61883	1.47E-05	8.2E-05	6.05E-04	4.98E-08	0.08	4.71E-02	1.93E-10	1.0E+06	1.9E-04

Ventura Ranch

P3 (off) - Grading Haul or Vendor Risk

		Cancer Risk from 2 to 16 years								
Receptor #	Conc	g/sec	Cair	Dose Constant	Dose	ED	Risk Constant	Risk	Constant 2	Risk/ Million
156	4.79418	1.47E-05	7.0E-05	6.05E-04	4.25E-08	0.08	4.71E-02	1.65E-10	1.0E+06	1.6E-04
157	4.02371	1.47E-05	5.9E-05	6.05E-04	3.57E-08	0.08	4.71E-02	1.38E-10	1.0E+06	1.4E-04
158	3.19956	1.47E-05	4.7E-05	6.05E-04	2.84E-08	0.08	4.71E-02	1.10E-10	1.0E+06	1.1E-04
159	2.83648	1.47E-05	4.2E-05	6.05E-04	2.52E-08	0.08	4.71E-02	9.75E-11	1.0E+06	9.7E-05
160	2.46405	1.47E-05	3.6E-05	6.05E-04	2.19E-08	0.08	4.71E-02	8.47E-11	1.0E+06	8.5E-05
161	2.02437	1.47E-05	3.0E-05	6.05E-04	1.80E-08	0.08	4.71E-02	6.96E-11	1.0E+06	7.0E-05
162	1.79538	1.47E-05	2.6E-05	6.05E-04	1.59E-08	0.08	4.71E-02	6.17E-11	1.0E+06	6.2E-05
163	1.60527	1.47E-05	2.4E-05	6.05E-04	1.42E-08	0.08	4.71E-02	5.52E-11	1.0E+06	5.5E-05
164	1.38759	1.47E-05	2.0E-05	6.05E-04	1.23E-08	0.08	4.71E-02	4.77E-11	1.0E+06	4.8E-05
165	1.23382	1.47E-05	1.8E-05	6.05E-04	1.09E-08	0.08	4.71E-02	4.24E-11	1.0E+06	4.2E-05
166	1.12484	1.47E-05	1.6E-05	6.05E-04	9.98E-09	0.08	4.71E-02	3.87E-11	1.0E+06	3.9E-05
167	0.99751	1.47E-05	1.5E-05	6.05E-04	8.85E-09	0.08	4.71E-02	3.43E-11	1.0E+06	3.4E-05
168	0.87538	1.47E-05	1.3E-05	6.05E-04	7.76E-09	0.08	4.71E-02	3.01E-11	1.0E+06	3.0E-05
169	0.80333	1.47E-05	1.2E-05	6.05E-04	7.13E-09	0.08	4.71E-02	2.76E-11	1.0E+06	2.8E-05
170	0.71866	1.47E-05	1.1E-05	6.05E-04	6.37E-09	0.08	4.71E-02	2.47E-11	1.0E+06	2.5E-05
171	4.89369	1.47E-05	7.2E-05	6.05E-04	4.34E-08	0.08	4.71E-02	1.68E-10	1.0E+06	1.7E-04
172	4.23822	1.47E-05	6.2E-05	6.05E-04	3.76E-08	0.08	4.71E-02	1.46E-10	1.0E+06	1.5E-04
173	3.5815	1.47E-05	5.2E-05	6.05E-04	3.18E-08	0.08	4.71E-02	1.23E-10	1.0E+06	1.2E-04
174	2.8665	1.47E-05	4.2E-05	6.05E-04	2.54E-08	0.08	4.71E-02	9.85E-11	1.0E+06	9.9E-05
175	2.55401	1.47E-05	3.7E-05	6.05E-04	2.27E-08	0.08	4.71E-02	8.78E-11	1.0E+06	8.8E-05
176	2.2436	1.47E-05	3.3E-05	6.05E-04	1.99E-08	0.08	4.71E-02	7.71E-11	1.0E+06	7.7E-05
177	1.86418	1.47E-05	2.7E-05	6.05E-04	1.65E-08	0.08	4.71E-02	6.41E-11	1.0E+06	6.4E-05
178	1.66048	1.47E-05	2.4E-05	6.05E-04	1.47E-08	0.08	4.71E-02	5.71E-11	1.0E+06	5.7E-05
179	1.49454	1.47E-05	2.2E-05	6.05E-04	1.33E-08	0.08	4.71E-02	5.14E-11	1.0E+06	5.1E-05
180	1.30111	1.47E-05	1.9E-05	6.05E-04	1.15E-08	0.08	4.71E-02	4.47E-11	1.0E+06	4.5E-05
181	1.15995	1.47E-05	1.7E-05	6.05E-04	1.03E-08	0.08	4.71E-02	3.99E-11	1.0E+06	4.0E-05
182	1.06517	1.47E-05	1.6E-05	6.05E-04	9.45E-09	0.08	4.71E-02	3.66E-11	1.0E+06	3.7E-05
183	0.95092	1.47E-05	1.4E-05	6.05E-04	8.43E-09	0.08	4.71E-02	3.27E-11	1.0E+06	3.3E-05
184	0.8363	1.47E-05	1.2E-05	6.05E-04	7.42E-09	0.08	4.71E-02	2.87E-11	1.0E+06	2.9E-05
185	0.77225	1.47E-05	1.1E-05	6.05E-04	6.85E-09	0.08	4.71E-02	2.65E-11	1.0E+06	2.7E-05
186	0.69601	1.47E-05	1.0E-05	6.05E-04	6.17E-09	0.08	4.71E-02	2.39E-11	1.0E+06	2.4E-05

Ventura Ranch

P3 (off) - Grading Haul or Vendor Risk

		Cancer Risk from 2 to 16 years								
Receptor #	Conc	g/sec	Cair	Dose Constant	Dose	ED	Risk Constant	Risk	Constant 2	Risk/ Million
187	4.36778	1.47E-05	6.4E-05	6.05E-04	3.87E-08	0.08	4.71E-02	1.50E-10	1.0E+06	1.5E-04
188	3.80089	1.47E-05	5.6E-05	6.05E-04	3.37E-08	0.08	4.71E-02	1.31E-10	1.0E+06	1.3E-04
189	3.22347	1.47E-05	4.7E-05	6.05E-04	2.86E-08	0.08	4.71E-02	1.11E-10	1.0E+06	1.1E-04
190	2.5863	1.47E-05	3.8E-05	6.05E-04	2.29E-08	0.08	4.71E-02	8.89E-11	1.0E+06	8.9E-05
191	2.31388	1.47E-05	3.4E-05	6.05E-04	2.05E-08	0.08	4.71E-02	7.95E-11	1.0E+06	8.0E-05
192	2.05249	1.47E-05	3.0E-05	6.05E-04	1.82E-08	0.08	4.71E-02	7.05E-11	1.0E+06	7.1E-05
193	1.71095	1.47E-05	2.5E-05	6.05E-04	1.52E-08	0.08	4.71E-02	5.88E-11	1.0E+06	5.9E-05
194	1.53079	1.47E-05	2.2E-05	6.05E-04	1.36E-08	0.08	4.71E-02	5.26E-11	1.0E+06	5.3E-05
195	1.38985	1.47E-05	2.0E-05	6.05E-04	1.23E-08	0.08	4.71E-02	4.78E-11	1.0E+06	4.8E-05
196	1.21992	1.47E-05	1.8E-05	6.05E-04	1.08E-08	0.08	4.71E-02	4.19E-11	1.0E+06	4.2E-05
197	1.09269	1.47E-05	1.6E-05	6.05E-04	9.69E-09	0.08	4.71E-02	3.76E-11	1.0E+06	3.8E-05
198	1.00881	1.47E-05	1.5E-05	6.05E-04	8.95E-09	0.08	4.71E-02	3.47E-11	1.0E+06	3.5E-05
199	0.90597	1.47E-05	1.3E-05	6.05E-04	8.04E-09	0.08	4.71E-02	3.11E-11	1.0E+06	3.1E-05
200	0.79278	1.47E-05	1.2E-05	6.05E-04	7.03E-09	0.08	4.71E-02	2.72E-11	1.0E+06	2.7E-05
201	0.73859	1.47E-05	1.1E-05	6.05E-04	6.55E-09	0.08	4.71E-02	2.54E-11	1.0E+06	2.5E-05
202	0.67144	1.47E-05	9.8E-06	6.05E-04	5.96E-09	0.08	4.71E-02	2.31E-11	1.0E+06	2.3E-05
203	3.9794	1.47E-05	5.8E-05	6.05E-04	3.53E-08	0.08	4.71E-02	1.37E-10	1.0E+06	1.4E-04
204	3.46719	1.47E-05	5.1E-05	6.05E-04	3.08E-08	0.08	4.71E-02	1.19E-10	1.0E+06	1.2E-04
205	2.95601	1.47E-05	4.3E-05	6.05E-04	2.62E-08	0.08	4.71E-02	1.02E-10	1.0E+06	1.0E-04
206	2.37539	1.47E-05	3.5E-05	6.05E-04	2.11E-08	0.08	4.71E-02	8.16E-11	1.0E+06	8.2E-05
207	2.11394	1.47E-05	3.1E-05	6.05E-04	1.87E-08	0.08	4.71E-02	7.26E-11	1.0E+06	7.3E-05
208	1.88754	1.47E-05	2.8E-05	6.05E-04	1.67E-08	0.08	4.71E-02	6.49E-11	1.0E+06	6.5E-05
209	1.58052	1.47E-05	2.3E-05	6.05E-04	1.40E-08	0.08	4.71E-02	5.43E-11	1.0E+06	5.4E-05
210	1.41196	1.47E-05	2.1E-05	6.05E-04	1.25E-08	0.08	4.71E-02	4.85E-11	1.0E+06	4.9E-05
211	1.28783	1.47E-05	1.9E-05	6.05E-04	1.14E-08	0.08	4.71E-02	4.43E-11	1.0E+06	4.4E-05
212	1.14851	1.47E-05	1.7E-05	6.05E-04	1.02E-08	0.08	4.71E-02	3.95E-11	1.0E+06	3.9E-05
213	1.03851	1.47E-05	1.5E-05	6.05E-04	9.21E-09	0.08	4.71E-02	3.57E-11	1.0E+06	3.6E-05
214	0.96226	1.47E-05	1.4E-05	6.05E-04	8.53E-09	0.08	4.71E-02	3.31E-11	1.0E+06	3.3E-05
215	0.86395	1.47E-05	1.3E-05	6.05E-04	7.66E-09	0.08	4.71E-02	2.97E-11	1.0E+06	3.0E-05
216	0.7513	1.47E-05	1.1E-05	6.05E-04	6.66E-09	0.08	4.71E-02	2.58E-11	1.0E+06	2.6E-05
217	0.70358	1.47E-05	1.0E-05	6.05E-04	6.24E-09	0.08	4.71E-02	2.42E-11	1.0E+06	2.4E-05

Ventura Ranch

P3 (off) - Grading Haul or Vendor Risk

		Cancer Risk from 2 to 16 years								
Receptor #	Conc	g/sec	Cair	Dose Constant	Dose	ED	Risk Constant	Risk	Constant 2	Risk/ Million
218	0.64811	1.47E-05	9.5E-06	6.05E-04	5.75E-09	0.08	4.71E-02	2.23E-11	1.0E+06	2.2E-05
219	3.66138	1.47E-05	5.4E-05	6.05E-04	3.25E-08	0.08	4.71E-02	1.26E-10	1.0E+06	1.3E-04
220	3.20101	1.47E-05	4.7E-05	6.05E-04	2.84E-08	0.08	4.71E-02	1.10E-10	1.0E+06	1.1E-04
221	2.73219	1.47E-05	4.0E-05	6.05E-04	2.42E-08	0.08	4.71E-02	9.39E-11	1.0E+06	9.4E-05
222	2.20339	1.47E-05	3.2E-05	6.05E-04	1.95E-08	0.08	4.71E-02	7.57E-11	1.0E+06	7.6E-05
223	1.94883	1.47E-05	2.9E-05	6.05E-04	1.73E-08	0.08	4.71E-02	6.70E-11	1.0E+06	6.7E-05
224	1.73834	1.47E-05	2.5E-05	6.05E-04	1.54E-08	0.08	4.71E-02	5.97E-11	1.0E+06	6.0E-05
225	1.48285	1.47E-05	2.2E-05	6.05E-04	1.32E-08	0.08	4.71E-02	5.10E-11	1.0E+06	5.1E-05
226	1.30979	1.47E-05	1.9E-05	6.05E-04	1.16E-08	0.08	4.71E-02	4.50E-11	1.0E+06	4.5E-05
227	1.1994	1.47E-05	1.8E-05	6.05E-04	1.06E-08	0.08	4.71E-02	4.12E-11	1.0E+06	4.1E-05
228	1.08286	1.47E-05	1.6E-05	6.05E-04	9.60E-09	0.08	4.71E-02	3.72E-11	1.0E+06	3.7E-05
229	0.99514	1.47E-05	1.5E-05	6.05E-04	8.83E-09	0.08	4.71E-02	3.42E-11	1.0E+06	3.4E-05
230	0.91976	1.47E-05	1.3E-05	6.05E-04	8.16E-09	0.08	4.71E-02	3.16E-11	1.0E+06	3.2E-05
231	0.80234	1.47E-05	1.2E-05	6.05E-04	7.12E-09	0.08	4.71E-02	2.76E-11	1.0E+06	2.8E-05
232	0.71245	1.47E-05	1.0E-05	6.05E-04	6.32E-09	0.08	4.71E-02	2.45E-11	1.0E+06	2.4E-05
233	0.67073	1.47E-05	9.8E-06	6.05E-04	5.95E-09	0.08	4.71E-02	2.31E-11	1.0E+06	2.3E-05
234	0.62035	1.47E-05	9.1E-06	6.05E-04	5.50E-09	0.08	4.71E-02	2.13E-11	1.0E+06	2.1E-05
235	3.39092	1.47E-05	5.0E-05	6.05E-04	3.01E-08	0.08	4.71E-02	1.17E-10	1.0E+06	1.2E-04
236	2.97217	1.47E-05	4.4E-05	6.05E-04	2.64E-08	0.08	4.71E-02	1.02E-10	1.0E+06	1.0E-04
237	2.54207	1.47E-05	3.7E-05	6.05E-04	2.25E-08	0.08	4.71E-02	8.74E-11	1.0E+06	8.7E-05
238	2.07519	1.47E-05	3.0E-05	6.05E-04	1.84E-08	0.08	4.71E-02	7.13E-11	1.0E+06	7.1E-05
239	1.80708	1.47E-05	2.6E-05	6.05E-04	1.60E-08	0.08	4.71E-02	6.21E-11	1.0E+06	6.2E-05
240	1.62604	1.47E-05	2.4E-05	6.05E-04	1.44E-08	0.08	4.71E-02	5.59E-11	1.0E+06	5.6E-05
241	1.41878	1.47E-05	2.1E-05	6.05E-04	1.26E-08	0.08	4.71E-02	4.88E-11	1.0E+06	4.9E-05
242	1.22129	1.47E-05	1.8E-05	6.05E-04	1.08E-08	0.08	4.71E-02	4.20E-11	1.0E+06	4.2E-05
243	1.12972	1.47E-05	1.7E-05	6.05E-04	1.00E-08	0.08	4.71E-02	3.88E-11	1.0E+06	3.9E-05
244	1.03008	1.47E-05	1.5E-05	6.05E-04	9.14E-09	0.08	4.71E-02	3.54E-11	1.0E+06	3.5E-05
245	0.95441	1.47E-05	1.4E-05	6.05E-04	8.47E-09	0.08	4.71E-02	3.28E-11	1.0E+06	3.3E-05
246	0.88044	1.47E-05	1.3E-05	6.05E-04	7.81E-09	0.08	4.71E-02	3.03E-11	1.0E+06	3.0E-05
247	0.73693	1.47E-05	1.1E-05	6.05E-04	6.54E-09	0.08	4.71E-02	2.53E-11	1.0E+06	2.5E-05
248	0.68162	1.47E-05	1.0E-05	6.05E-04	6.05E-09	0.08	4.71E-02	2.34E-11	1.0E+06	2.3E-05

Ventura Ranch

P3 (off) - Grading Haul or Vendor Risk

		Cancer Risk from 2 to 16 years								
Receptor #	Conc	g/sec	Cair	Dose Constant	Dose	ED	Risk Constant	Risk	Constant 2	Risk/ Million
249	0.63868	1.47E-05	9.4E-06	6.05E-04	5.66E-09	0.08	4.71E-02	2.19E-11	1.0E+06	2.2E-05
250	0.59265	1.47E-05	8.7E-06	6.05E-04	5.26E-09	0.08	4.71E-02	2.04E-11	1.0E+06	2.0E-05
251	3.19575	1.47E-05	4.7E-05	6.05E-04	2.83E-08	0.08	4.71E-02	1.10E-10	1.0E+06	1.1E-04
252	2.76951	1.47E-05	4.1E-05	6.05E-04	2.46E-08	0.08	4.71E-02	9.52E-11	1.0E+06	9.5E-05
253	2.38914	1.47E-05	3.5E-05	6.05E-04	2.12E-08	0.08	4.71E-02	8.21E-11	1.0E+06	8.2E-05
254	2.00279	1.47E-05	2.9E-05	6.05E-04	1.78E-08	0.08	4.71E-02	6.88E-11	1.0E+06	6.9E-05
255	1.68993	1.47E-05	2.5E-05	6.05E-04	1.50E-08	0.08	4.71E-02	5.81E-11	1.0E+06	5.8E-05
256	1.53663	1.47E-05	2.3E-05	6.05E-04	1.36E-08	0.08	4.71E-02	5.28E-11	1.0E+06	5.3E-05
257	1.364	1.47E-05	2.0E-05	6.05E-04	1.21E-08	0.08	4.71E-02	4.69E-11	1.0E+06	4.7E-05
258	1.1574	1.47E-05	1.7E-05	6.05E-04	1.03E-08	0.08	4.71E-02	3.98E-11	1.0E+06	4.0E-05
259	1.06634	1.47E-05	1.6E-05	6.05E-04	9.46E-09	0.08	4.71E-02	3.66E-11	1.0E+06	3.7E-05
260	0.97769	1.47E-05	1.4E-05	6.05E-04	8.67E-09	0.08	4.71E-02	3.36E-11	1.0E+06	3.4E-05
261	0.90503	1.47E-05	1.3E-05	6.05E-04	8.03E-09	0.08	4.71E-02	3.11E-11	1.0E+06	3.1E-05
262	0.84018	1.47E-05	1.2E-05	6.05E-04	7.45E-09	0.08	4.71E-02	2.89E-11	1.0E+06	2.9E-05
263	0.7006	1.47E-05	1.0E-05	6.05E-04	6.21E-09	0.08	4.71E-02	2.41E-11	1.0E+06	2.4E-05
264	0.6597	1.47E-05	9.7E-06	6.05E-04	5.85E-09	0.08	4.71E-02	2.27E-11	1.0E+06	2.3E-05
265	0.60324	1.47E-05	8.8E-06	6.05E-04	5.35E-09	0.08	4.71E-02	2.07E-11	1.0E+06	2.1E-05
266	0.55813	1.47E-05	8.2E-06	6.05E-04	4.95E-09	0.08	4.71E-02	1.92E-11	1.0E+06	1.9E-05
267	3.11959	1.47E-05	4.6E-05	6.05E-04	2.77E-08	0.08	4.71E-02	1.07E-10	1.0E+06	1.1E-04
268	2.58145	1.47E-05	3.8E-05	6.05E-04	2.29E-08	0.08	4.71E-02	8.87E-11	1.0E+06	8.9E-05
269	2.26569	1.47E-05	3.3E-05	6.05E-04	2.01E-08	0.08	4.71E-02	7.79E-11	1.0E+06	7.8E-05
270	1.95614	1.47E-05	2.9E-05	6.05E-04	1.73E-08	0.08	4.71E-02	6.72E-11	1.0E+06	6.7E-05
271	1.60196	1.47E-05	2.3E-05	6.05E-04	1.42E-08	0.08	4.71E-02	5.51E-11	1.0E+06	5.5E-05
272	1.45263	1.47E-05	2.1E-05	6.05E-04	1.29E-08	0.08	4.71E-02	4.99E-11	1.0E+06	5.0E-05
273	1.30412	1.47E-05	1.9E-05	6.05E-04	1.16E-08	0.08	4.71E-02	4.48E-11	1.0E+06	4.5E-05
274	1.13089	1.47E-05	1.7E-05	6.05E-04	1.00E-08	0.08	4.71E-02	3.89E-11	1.0E+06	3.9E-05
275	1.00821	1.47E-05	1.5E-05	6.05E-04	8.94E-09	0.08	4.71E-02	3.46E-11	1.0E+06	3.5E-05
276	0.93564	1.47E-05	1.4E-05	6.05E-04	8.30E-09	0.08	4.71E-02	3.22E-11	1.0E+06	3.2E-05
277	0.84125	1.47E-05	1.2E-05	6.05E-04	7.46E-09	0.08	4.71E-02	2.89E-11	1.0E+06	2.9E-05
278	0.75547	1.47E-05	1.1E-05	6.05E-04	6.70E-09	0.08	4.71E-02	2.60E-11	1.0E+06	2.6E-05
279	0.68855	1.47E-05	1.0E-05	6.05E-04	6.11E-09	0.08	4.71E-02	2.37E-11	1.0E+06	2.4E-05

Ventura Ranch

P3 (off) - Grading Haul or Vendor Risk

							Cancer Risk from 2 to 16 years			
Receptor #	Conc	g/sec	Cair	Dose Constant	Dose	ED	Risk Constant	Risk	Constant 2	Risk/ Million
280	0.64515	1.47E-05	9.5E-06	6.05E-04	5.72E-09	0.08	4.71E-02	2.22E-11	1.0E+06	2.2E-05
281	0.5882	1.47E-05	8.6E-06	6.05E-04	5.22E-09	0.08	4.71E-02	2.02E-11	1.0E+06	2.0E-05
282	0.54895	1.47E-05	8.0E-06	6.05E-04	4.87E-09	0.08	4.71E-02	1.89E-11	1.0E+06	1.9E-05
283	3.12407	1.47E-05	4.6E-05	6.05E-04	2.77E-08	0.08	4.71E-02	1.07E-10	1.0E+06	1.1E-04
284	2.44466	1.47E-05	3.6E-05	6.05E-04	2.17E-08	0.08	4.71E-02	8.40E-11	1.0E+06	8.4E-05
285	2.17069	1.47E-05	3.2E-05	6.05E-04	1.93E-08	0.08	4.71E-02	7.46E-11	1.0E+06	7.5E-05
286	1.88906	1.47E-05	2.8E-05	6.05E-04	1.68E-08	0.08	4.71E-02	6.49E-11	1.0E+06	6.5E-05
287	1.56333	1.47E-05	2.3E-05	6.05E-04	1.39E-08	0.08	4.71E-02	5.37E-11	1.0E+06	5.4E-05
288	1.37606	1.47E-05	2.0E-05	6.05E-04	1.22E-08	0.08	4.71E-02	4.73E-11	1.0E+06	4.7E-05
289	1.25716	1.47E-05	1.8E-05	6.05E-04	1.12E-08	0.08	4.71E-02	4.32E-11	1.0E+06	4.3E-05
290	1.11964	1.47E-05	1.6E-05	6.05E-04	9.93E-09	0.08	4.71E-02	3.85E-11	1.0E+06	3.8E-05
291	0.96908	1.47E-05	1.4E-05	6.05E-04	8.60E-09	0.08	4.71E-02	3.33E-11	1.0E+06	3.3E-05
292	0.89906	1.47E-05	1.3E-05	6.05E-04	7.97E-09	0.08	4.71E-02	3.09E-11	1.0E+06	3.1E-05
293	0.81305	1.47E-05	1.2E-05	6.05E-04	7.21E-09	0.08	4.71E-02	2.79E-11	1.0E+06	2.8E-05
294	0.74039	1.47E-05	1.1E-05	6.05E-04	6.57E-09	0.08	4.71E-02	2.54E-11	1.0E+06	2.5E-05
295	0.68021	1.47E-05	1.0E-05	6.05E-04	6.03E-09	0.08	4.71E-02	2.34E-11	1.0E+06	2.3E-05
296	0.63215	1.47E-05	9.3E-06	6.05E-04	5.61E-09	0.08	4.71E-02	2.17E-11	1.0E+06	2.2E-05
297	0.58027	1.47E-05	8.5E-06	6.05E-04	5.15E-09	0.08	4.71E-02	1.99E-11	1.0E+06	2.0E-05
298	0.53761	1.47E-05	7.9E-06	6.05E-04	4.77E-09	0.08	4.71E-02	1.85E-11	1.0E+06	1.8E-05
299	2.3673	1.47E-05	3.5E-05	6.05E-04	2.10E-08	0.08	4.71E-02	8.14E-11	1.0E+06	8.1E-05
300	2.07588	1.47E-05	3.0E-05	6.05E-04	1.84E-08	0.08	4.71E-02	7.13E-11	1.0E+06	7.1E-05
301	1.84684	1.47E-05	2.7E-05	6.05E-04	1.64E-08	0.08	4.71E-02	6.35E-11	1.0E+06	6.3E-05
302	1.60304	1.47E-05	2.3E-05	6.05E-04	1.42E-08	0.08	4.71E-02	5.51E-11	1.0E+06	5.5E-05
303	1.38056	1.47E-05	2.0E-05	6.05E-04	1.22E-08	0.08	4.71E-02	4.74E-11	1.0E+06	4.7E-05
304	1.21221	1.47E-05	1.8E-05	6.05E-04	1.08E-08	0.08	4.71E-02	4.17E-11	1.0E+06	4.2E-05
305	1.07733	1.47E-05	1.6E-05	6.05E-04	9.56E-09	0.08	4.71E-02	3.70E-11	1.0E+06	3.7E-05
306	0.95597	1.47E-05	1.4E-05	6.05E-04	8.48E-09	0.08	4.71E-02	3.29E-11	1.0E+06	3.3E-05
307	0.87173	1.47E-05	1.3E-05	6.05E-04	7.73E-09	0.08	4.71E-02	3.00E-11	1.0E+06	3.0E-05
308	0.79628	1.47E-05	1.2E-05	6.05E-04	7.06E-09	0.08	4.71E-02	2.74E-11	1.0E+06	2.7E-05

Ventura Ranch

P3 (off) - Grading Haul or Vendor Risk

		Cancer Risk from 2 to 16 years								
Receptor #	Conc	g/sec	Cair	Dose Constant	Dose	ED	Risk Constant	Risk	Constant 2	Risk/ Million
309	0.71892	1.47E-05	1.1E-05	6.05E-04	6.38E-09	0.08	4.71E-02	2.47E-11	1.0E+06	2.5E-05
310	0.66416	1.47E-05	9.7E-06	6.05E-04	5.89E-09	0.08	4.71E-02	2.28E-11	1.0E+06	2.3E-05
311	0.62531	1.47E-05	9.2E-06	6.05E-04	5.55E-09	0.08	4.71E-02	2.15E-11	1.0E+06	2.1E-05
312	0.58519	1.47E-05	8.6E-06	6.05E-04	5.19E-09	0.08	4.71E-02	2.01E-11	1.0E+06	2.0E-05
313	0.52414	1.47E-05	7.7E-06	6.05E-04	4.65E-09	0.08	4.71E-02	1.80E-11	1.0E+06	1.8E-05
314	2.42625	1.47E-05	3.6E-05	6.05E-04	2.15E-08	0.08	4.71E-02	8.34E-11	1.0E+06	8.3E-05
315	1.96962	1.47E-05	2.9E-05	6.05E-04	1.75E-08	0.08	4.71E-02	6.77E-11	1.0E+06	6.8E-05
316	1.77895	1.47E-05	2.6E-05	6.05E-04	1.58E-08	0.08	4.71E-02	6.11E-11	1.0E+06	6.1E-05
317	1.55978	1.47E-05	2.3E-05	6.05E-04	1.38E-08	0.08	4.71E-02	5.36E-11	1.0E+06	5.4E-05
318	1.27319	1.47E-05	1.9E-05	6.05E-04	1.13E-08	0.08	4.71E-02	4.38E-11	1.0E+06	4.4E-05
319	1.16767	1.47E-05	1.7E-05	6.05E-04	1.04E-08	0.08	4.71E-02	4.01E-11	1.0E+06	4.0E-05
320	1.05803	1.47E-05	1.6E-05	6.05E-04	9.38E-09	0.08	4.71E-02	3.64E-11	1.0E+06	3.6E-05
321	0.91141	1.47E-05	1.3E-05	6.05E-04	8.08E-09	0.08	4.71E-02	3.13E-11	1.0E+06	3.1E-05
322	0.84743	1.47E-05	1.2E-05	6.05E-04	7.52E-09	0.08	4.71E-02	2.91E-11	1.0E+06	2.9E-05
323	0.7818	1.47E-05	1.1E-05	6.05E-04	6.93E-09	0.08	4.71E-02	2.69E-11	1.0E+06	2.7E-05
324	0.7093	1.47E-05	1.0E-05	6.05E-04	6.29E-09	0.08	4.71E-02	2.44E-11	1.0E+06	2.4E-05
325	0.65216	1.47E-05	9.6E-06	6.05E-04	5.78E-09	0.08	4.71E-02	2.24E-11	1.0E+06	2.2E-05
326	0.61721	1.47E-05	9.0E-06	6.05E-04	5.47E-09	0.08	4.71E-02	2.12E-11	1.0E+06	2.1E-05
327	0.57761	1.47E-05	8.5E-06	6.05E-04	5.12E-09	0.08	4.71E-02	1.99E-11	1.0E+06	2.0E-05
328	0.5113	1.47E-05	7.5E-06	6.05E-04	4.53E-09	0.08	4.71E-02	1.76E-11	1.0E+06	1.8E-05
329	2.4358	1.47E-05	3.6E-05	6.05E-04	2.16E-08	0.08	4.71E-02	8.37E-11	1.0E+06	8.4E-05
330	1.87806	1.47E-05	2.8E-05	6.05E-04	1.67E-08	0.08	4.71E-02	6.45E-11	1.0E+06	6.5E-05
331	1.69884	1.47E-05	2.5E-05	6.05E-04	1.51E-08	0.08	4.71E-02	5.84E-11	1.0E+06	5.8E-05
332	1.50216	1.47E-05	2.2E-05	6.05E-04	1.33E-08	0.08	4.71E-02	5.16E-11	1.0E+06	5.2E-05
333	1.24376	1.47E-05	1.8E-05	6.05E-04	1.10E-08	0.08	4.71E-02	4.27E-11	1.0E+06	4.3E-05
334	1.13765	1.47E-05	1.7E-05	6.05E-04	1.01E-08	0.08	4.71E-02	3.91E-11	1.0E+06	3.9E-05
335	1.04077	1.47E-05	1.5E-05	6.05E-04	9.23E-09	0.08	4.71E-02	3.58E-11	1.0E+06	3.6E-05
336	0.90045	1.47E-05	1.3E-05	6.05E-04	7.99E-09	0.08	4.71E-02	3.09E-11	1.0E+06	3.1E-05
337	0.83257	1.47E-05	1.2E-05	6.05E-04	7.38E-09	0.08	4.71E-02	2.86E-11	1.0E+06	2.9E-05
338	0.77573	1.47E-05	1.1E-05	6.05E-04	6.88E-09	0.08	4.71E-02	2.67E-11	1.0E+06	2.7E-05
339	0.70836	1.47E-05	1.0E-05	6.05E-04	6.28E-09	0.08	4.71E-02	2.43E-11	1.0E+06	2.4E-05

Ventura Ranch

P3 (off) - Grading Haul or Vendor Risk

		Cancer Risk from 2 to 16 years								
Receptor #	Conc	g/sec	Cair	Dose Constant	Dose	ED	Risk Constant	Risk	Constant 2	Risk/ Million
340	0.64247	1.47E-05	9.4E-06	6.05E-04	5.70E-09	0.08	4.71E-02	2.21E-11	1.0E+06	2.2E-05
341	0.60896	1.47E-05	8.9E-06	6.05E-04	5.40E-09	0.08	4.71E-02	2.09E-11	1.0E+06	2.1E-05
342	0.56955	1.47E-05	8.3E-06	6.05E-04	5.05E-09	0.08	4.71E-02	1.96E-11	1.0E+06	2.0E-05
343	0.50006	1.47E-05	7.3E-06	6.05E-04	4.44E-09	0.08	4.71E-02	1.72E-11	1.0E+06	1.7E-05
344	0.4431	1.47E-05	6.5E-06	6.05E-04	3.93E-09	0.08	4.71E-02	1.52E-11	1.0E+06	1.5E-05
345	2.34	1.47E-05	3.4E-05	6.05E-04	2.08E-08	0.08	4.71E-02	8.04E-11	1.0E+06	8.0E-05
346	1.79496	1.47E-05	2.6E-05	6.05E-04	1.59E-08	0.08	4.71E-02	6.17E-11	1.0E+06	6.2E-05
347	1.62381	1.47E-05	2.4E-05	6.05E-04	1.44E-08	0.08	4.71E-02	5.58E-11	1.0E+06	5.6E-05
348	1.44603	1.47E-05	2.1E-05	6.05E-04	1.28E-08	0.08	4.71E-02	4.97E-11	1.0E+06	5.0E-05
349	1.22519	1.47E-05	1.8E-05	6.05E-04	1.09E-08	0.08	4.71E-02	4.21E-11	1.0E+06	4.2E-05
350	1.11205	1.47E-05	1.6E-05	6.05E-04	9.86E-09	0.08	4.71E-02	3.82E-11	1.0E+06	3.8E-05
351	1.0191	1.47E-05	1.5E-05	6.05E-04	9.04E-09	0.08	4.71E-02	3.50E-11	1.0E+06	3.5E-05
352	0.90144	1.47E-05	1.3E-05	6.05E-04	8.00E-09	0.08	4.71E-02	3.10E-11	1.0E+06	3.1E-05
353	0.82225	1.47E-05	1.2E-05	6.05E-04	7.29E-09	0.08	4.71E-02	2.83E-11	1.0E+06	2.8E-05
354	0.76898	1.47E-05	1.1E-05	6.05E-04	6.82E-09	0.08	4.71E-02	2.64E-11	1.0E+06	2.6E-05
355	0.70553	1.47E-05	1.0E-05	6.05E-04	6.26E-09	0.08	4.71E-02	2.42E-11	1.0E+06	2.4E-05
356	0.63303	1.47E-05	9.3E-06	6.05E-04	5.61E-09	0.08	4.71E-02	2.18E-11	1.0E+06	2.2E-05
357	0.60153	1.47E-05	8.8E-06	6.05E-04	5.34E-09	0.08	4.71E-02	2.07E-11	1.0E+06	2.1E-05
358	0.56302	1.47E-05	8.3E-06	6.05E-04	4.99E-09	0.08	4.71E-02	1.93E-11	1.0E+06	1.9E-05
359	0.49987	1.47E-05	7.3E-06	6.05E-04	4.43E-09	0.08	4.71E-02	1.72E-11	1.0E+06	1.7E-05
360	0.43163	1.47E-05	6.3E-06	6.05E-04	3.83E-09	0.08	4.71E-02	1.48E-11	1.0E+06	1.5E-05

Ventura Ranch

P2 (off) - Grading Haul or Vendor Risk

Max Cancer Risk Cancer Risk	
Receptor #	**Total Risk/ Million**
1	9.4E-06
2	8.9E-06
3	8.5E-06
4	8.2E-06
5	7.9E-06
6	7.4E-06
7	7.0E-06
8	6.5E-06
9	6.0E-06
10	5.5E-06
11	5.1E-06
12	4.6E-06
13	4.2E-06
14	3.8E-06
15	3.5E-06
16	3.3E-06
17	2.8E-06
18	2.6E-06
19	2.3E-06
20	2.1E-06
21	1.9E-06
22	7.2E-06
23	6.7E-06
24	6.2E-06
25	5.8E-06
26	5.3E-06
27	4.8E-06
28	4.3E-06
29	4.0E-06
30	3.8E-06
31	3.2E-06

Max	**Receptor #**	
0.001	93	Res

Chronic Non Cancer Risk	
REL	**HI Offroad**
5	8.01E-07
5	7.60E-07
5	7.28E-07
5	6.99E-07
5	6.71E-07
5	6.34E-07
5	5.95E-07
5	5.58E-07
5	5.15E-07
5	4.72E-07
5	4.32E-07
5	3.95E-07
5	3.59E-07
5	3.26E-07
5	3.02E-07
5	2.81E-07
5	2.38E-07
5	2.24E-07
5	1.98E-07
5	1.83E-07
5	1.66E-07
5	6.13E-07
5	5.73E-07
5	5.33E-07
5	4.93E-07
5	4.53E-07
5	4.10E-07
5	3.69E-07
5	3.38E-07
5	3.22E-07
5	2.69E-07

Max	**Receptor #**	
6.142E-05	93	Res

Ventura Ranch

P2 (off) - Grading Haul or Vendor Risk

Max Cancer Risk Cancer Risk		*Chronic Non Cancer Risk*	
Receptor #	Total Risk/ Million	REL	HI Offroad
32	2.4E-06	5	2.06E-07
33	2.4E-06	5	2.01E-07
34	2.4E-06	5	2.05E-07
35	4.5E-06	5	3.87E-07
36	3.9E-06	5	3.35E-07
37	2.1E-05	5	1.76E-06
38	1.8E-05	5	1.53E-06
39	1.6E-05	5	1.35E-06
40	1.4E-05	5	1.21E-06
41	2.3E-05	5	1.94E-06
42	2.0E-05	5	1.67E-06
43	1.7E-05	5	1.46E-06
44	1.5E-05	5	1.31E-06
45	1.4E-05	5	1.19E-06
46	7.9E-06	5	6.71E-07
47	7.3E-06	5	6.22E-07
48	2.2E-05	5	1.84E-06
49	1.9E-05	5	1.60E-06
50	1.7E-05	5	1.41E-06
51	1.5E-05	5	1.29E-06
52	8.3E-06	5	7.07E-07
53	7.6E-06	5	6.51E-07
54	7.1E-06	5	6.09E-07
55	2.1E-05	5	1.76E-06
56	1.8E-05	5	1.55E-06
57	1.6E-05	5	1.40E-06
58	1.5E-05	5	1.29E-06
59	8.7E-06	5	7.45E-07
60	8.1E-06	5	6.88E-07
61	7.5E-06	5	6.40E-07
62	9.2E-06	5	7.85E-07

Ventura Ranch

P2 (off) - Grading Haul or Vendor Risk

Max Cancer Risk Cancer Risk		*Chronic Non Cancer Risk*	
Receptor #	Total Risk/ Million	REL	HI Offroad
63	8.5E-06	5	7.26E-07
64	7.8E-06	5	6.68E-07
65	9.0E-06	5	7.64E-07
66	3.5E-05	5	2.97E-06
67	2.9E-05	5	2.44E-06
68	4.4E-06	5	3.76E-07
69	3.6E-06	5	3.08E-07
70	3.1E-06	5	2.68E-07
71	2.9E-06	5	2.44E-07
72	4.1E-05	5	3.46E-06
73	3.3E-05	5	2.80E-06
74	5.5E-06	5	4.69E-07
75	4.7E-06	5	3.99E-07
76	3.9E-06	5	3.30E-07
77	3.4E-06	5	2.87E-07
78	3.2E-06	5	2.69E-07
79	4.8E-05	5	4.14E-06
80	3.8E-05	5	3.27E-06
81	5.5E-06	5	4.73E-07
82	5.0E-06	5	4.24E-07
83	4.6E-06	5	3.91E-07
84	4.5E-06	5	3.80E-07
85	3.8E-06	5	3.28E-07
86	6.0E-05	5	5.10E-06
87	4.4E-05	5	3.79E-06
88	5.5E-06	5	4.66E-07
89	5.4E-04	5	4.57E-05
90	3.9E-04	5	3.36E-05
91	6.3E-04	5	5.34E-05
92	3.8E-04	5	3.28E-05
93	7.2E-04	5	6.14E-05

Ventura Ranch
P2 (off) - Grading Haul or Vendor Risk

Max Cancer Risk Cancer Risk		*Chronic Non Cancer Risk*	
Receptor #	Total Risk/ Million	REL	HI Offroad
94	4.5E-04	5	3.82E-05
95	3.1E-04	5	2.66E-05
96	2.3E-04	5	1.95E-05
97	1.7E-04	5	1.46E-05
98	1.3E-04	5	1.14E-05
99	4.7E-04	5	4.03E-05
100	3.4E-04	5	2.90E-05
101	2.6E-04	5	2.19E-05
102	2.0E-04	5	1.70E-05
103	1.6E-04	5	1.33E-05
104	1.2E-04	5	1.05E-05
105	9.9E-05	5	8.45E-06
106	8.1E-05	5	6.92E-06
107	6.8E-05	5	5.80E-06
108	5.8E-05	5	4.93E-06
109	3.5E-04	5	2.99E-05
110	2.7E-04	5	2.31E-05
111	2.1E-04	5	1.83E-05
112	1.7E-04	5	1.43E-05
113	1.4E-04	5	1.17E-05
114	1.1E-04	5	9.74E-06
115	9.4E-05	5	8.01E-06
116	7.8E-05	5	6.69E-06
117	6.6E-05	5	5.66E-06
118	5.6E-05	5	4.82E-06
119	4.8E-05	5	4.11E-06
120	4.1E-05	5	3.53E-06
121	3.6E-05	5	3.07E-06
122	3.1E-05	5	2.66E-06
123	2.8E-04	5	2.36E-05
124	2.2E-04	5	1.91E-05

Ventura Ranch

P2 (off) - Grading Haul or Vendor Risk

Max Cancer Risk Cancer Risk		*Chronic Non Cancer Risk*	
Receptor #	Total Risk/ Million	REL	HI Offroad
125	1.8E-04	5	1.55E-05
126	1.4E-04	5	1.22E-05
127	1.2E-04	5	1.03E-05
128	1.0E-04	5	8.82E-06
129	8.3E-05	5	7.11E-06
130	7.2E-05	5	6.11E-06
131	6.3E-05	5	5.36E-06
132	5.4E-05	5	4.62E-06
133	4.7E-05	5	4.03E-06
134	4.2E-05	5	3.56E-06
135	3.7E-05	5	3.12E-06
136	3.2E-05	5	2.73E-06
137	2.8E-05	5	2.41E-06
138	2.5E-05	5	2.10E-06
139	2.3E-04	5	1.94E-05
140	1.9E-04	5	1.62E-05
141	1.6E-04	5	1.34E-05
142	1.2E-04	5	1.06E-05
143	1.1E-04	5	9.26E-06
144	9.3E-05	5	7.96E-06
145	7.6E-05	5	6.47E-06
146	6.7E-05	5	5.68E-06
147	5.9E-05	5	5.03E-06
148	5.1E-05	5	4.31E-06
149	4.5E-05	5	3.81E-06
150	4.0E-05	5	3.44E-06
151	3.6E-05	5	3.03E-06
152	3.1E-05	5	2.66E-06
153	2.8E-05	5	2.42E-06
154	2.5E-05	5	2.14E-06
155	1.9E-04	5	1.65E-05

Ventura Ranch
P2 (off) - Grading Haul or Vendor Risk

Max Cancer Risk Cancer Risk		*Chronic Non Cancer Risk*	
Receptor #	Total Risk/ Million	REL	HI Offroad
156	1.6E-04	5	1.41E-05
157	1.4E-04	5	1.18E-05
158	1.1E-04	5	9.38E-06
159	9.7E-05	5	8.32E-06
160	8.5E-05	5	7.22E-06
161	7.0E-05	5	5.93E-06
162	6.2E-05	5	5.26E-06
163	5.5E-05	5	4.71E-06
164	4.8E-05	5	4.07E-06
165	4.2E-05	5	3.62E-06
166	3.9E-05	5	3.30E-06
167	3.4E-05	5	2.92E-06
168	3.0E-05	5	2.57E-06
169	2.8E-05	5	2.36E-06
170	2.5E-05	5	2.11E-06
171	1.7E-04	5	1.43E-05
172	1.5E-04	5	1.24E-05
173	1.2E-04	5	1.05E-05
174	9.9E-05	5	8.40E-06
175	8.8E-05	5	7.49E-06
176	7.7E-05	5	6.58E-06
177	6.4E-05	5	5.47E-06
178	5.7E-05	5	4.87E-06
179	5.1E-05	5	4.38E-06
180	4.5E-05	5	3.81E-06
181	4.0E-05	5	3.40E-06
182	3.7E-05	5	3.12E-06
183	3.3E-05	5	2.79E-06
184	2.9E-05	5	2.45E-06
185	2.7E-05	5	2.26E-06
186	2.4E-05	5	2.04E-06

Ventura Ranch

P2 (off) - Grading Haul or Vendor Risk

Max Cancer Risk Cancer Risk		*Chronic Non Cancer Risk*	
Receptor #	Total Risk/ Million	REL	HI Offroad
187	1.5E-04	5	1.28E-05
188	1.3E-04	5	1.11E-05
189	1.1E-04	5	9.45E-06
190	8.9E-05	5	7.58E-06
191	8.0E-05	5	6.78E-06
192	7.1E-05	5	6.02E-06
193	5.9E-05	5	5.02E-06
194	5.3E-05	5	4.49E-06
195	4.8E-05	5	4.07E-06
196	4.2E-05	5	3.58E-06
197	3.8E-05	5	3.20E-06
198	3.5E-05	5	2.96E-06
199	3.1E-05	5	2.66E-06
200	2.7E-05	5	2.32E-06
201	2.5E-05	5	2.17E-06
202	2.3E-05	5	1.97E-06
203	1.4E-04	5	1.17E-05
204	1.2E-04	5	1.02E-05
205	1.0E-04	5	8.67E-06
206	8.2E-05	5	6.96E-06
207	7.3E-05	5	6.20E-06
208	6.5E-05	5	5.53E-06
209	5.4E-05	5	4.63E-06
210	4.9E-05	5	4.14E-06
211	4.4E-05	5	3.78E-06
212	3.9E-05	5	3.37E-06
213	3.6E-05	5	3.04E-06
214	3.3E-05	5	2.82E-06
215	3.0E-05	5	2.53E-06
216	2.6E-05	5	2.20E-06
217	2.4E-05	5	2.06E-06

Ventura Ranch
P2 (off) - Grading Haul or Vendor Risk

Max Cancer Risk Cancer Risk		*Chronic Non Cancer Risk*	
Receptor #	Total Risk/ Million	REL	HI Offroad
218	2.2E-05	5	1.90E-06
219	1.3E-04	5	1.07E-05
220	1.1E-04	5	9.38E-06
221	9.4E-05	5	8.01E-06
222	7.6E-05	5	6.46E-06
223	6.7E-05	5	5.71E-06
224	6.0E-05	5	5.10E-06
225	5.1E-05	5	4.35E-06
226	4.5E-05	5	3.84E-06
227	4.1E-05	5	3.52E-06
228	3.7E-05	5	3.17E-06
229	3.4E-05	5	2.92E-06
230	3.2E-05	5	2.70E-06
231	2.8E-05	5	2.35E-06
232	2.4E-05	5	2.09E-06
233	2.3E-05	5	1.97E-06
234	2.1E-05	5	1.82E-06
235	1.2E-04	5	9.94E-06
236	1.0E-04	5	8.71E-06
237	8.7E-05	5	7.45E-06
238	7.1E-05	5	6.08E-06
239	6.2E-05	5	5.30E-06
240	5.6E-05	5	4.77E-06
241	4.9E-05	5	4.16E-06
242	4.2E-05	5	3.58E-06
243	3.9E-05	5	3.31E-06
244	3.5E-05	5	3.02E-06
245	3.3E-05	5	2.80E-06
246	3.0E-05	5	2.58E-06
247	2.5E-05	5	2.16E-06
248	2.3E-05	5	2.00E-06

Ventura Ranch
P2 (off) - Grading Haul or Vendor Risk

Max Cancer Risk Cancer Risk		*Chronic Non Cancer Risk*	
Receptor #	Total Risk/ Million	REL	HI Offroad
249	2.2E-05	5	1.87E-06
250	2.0E-05	5	1.74E-06
251	1.1E-04	5	9.37E-06
252	9.5E-05	5	8.12E-06
253	8.2E-05	5	7.00E-06
254	6.9E-05	5	5.87E-06
255	5.8E-05	5	4.95E-06
256	5.3E-05	5	4.50E-06
257	4.7E-05	5	4.00E-06
258	4.0E-05	5	3.39E-06
259	3.7E-05	5	3.13E-06
260	3.4E-05	5	2.87E-06
261	3.1E-05	5	2.65E-06
262	2.9E-05	5	2.46E-06
263	2.4E-05	5	2.05E-06
264	2.3E-05	5	1.93E-06
265	2.1E-05	5	1.77E-06
266	1.9E-05	5	1.64E-06
267	1.1E-04	5	9.15E-06
268	8.9E-05	5	7.57E-06
269	7.8E-05	5	6.64E-06
270	6.7E-05	5	5.73E-06
271	5.5E-05	5	4.70E-06
272	5.0E-05	5	4.26E-06
273	4.5E-05	5	3.82E-06
274	3.9E-05	5	3.32E-06
275	3.5E-05	5	2.96E-06
276	3.2E-05	5	2.74E-06
277	2.9E-05	5	2.47E-06
278	2.6E-05	5	2.21E-06
279	2.4E-05	5	2.02E-06

Ventura Ranch
P2 (off) - Grading Haul or Vendor Risk

Max Cancer Risk Cancer Risk		*Chronic Non Cancer Risk*	
Receptor #	Total Risk/ Million	REL	HI Offroad
280	2.2E-05	5	1.89E-06
281	2.0E-05	5	1.72E-06
282	1.9E-05	5	1.61E-06
283	1.1E-04	5	9.16E-06
284	8.4E-05	5	7.17E-06
285	7.5E-05	5	6.36E-06
286	6.5E-05	5	5.54E-06
287	5.4E-05	5	4.58E-06
288	4.7E-05	5	4.03E-06
289	4.3E-05	5	3.69E-06
290	3.8E-05	5	3.28E-06
291	3.3E-05	5	2.84E-06
292	3.1E-05	5	2.64E-06
293	2.8E-05	5	2.38E-06
294	2.5E-05	5	2.17E-06
295	2.3E-05	5	1.99E-06
296	2.2E-05	5	1.85E-06
297	2.0E-05	5	1.70E-06
298	1.8E-05	5	1.58E-06
299	8.1E-05	5	6.94E-06
300	7.1E-05	5	6.09E-06
301	6.3E-05	5	5.41E-06
302	5.5E-05	5	4.70E-06
303	4.7E-05	5	4.05E-06
304	4.2E-05	5	3.55E-06
305	3.7E-05	5	3.16E-06
306	3.3E-05	5	2.80E-06
307	3.0E-05	5	2.56E-06
308	2.7E-05	5	2.33E-06

Ventura Ranch
P2 (off) - Grading Haul or Vendor Risk

Max Cancer Risk Cancer Risk		*Chronic Non Cancer Risk*	
Receptor #	Total Risk/ Million	REL	HI Offroad
309	2.5E-05	5	2.11E-06
310	2.3E-05	5	1.95E-06
311	2.1E-05	5	1.83E-06
312	2.0E-05	5	1.72E-06
313	1.8E-05	5	1.54E-06
314	8.3E-05	5	7.11E-06
315	6.8E-05	5	5.77E-06
316	6.1E-05	5	5.22E-06
317	5.4E-05	5	4.57E-06
318	4.4E-05	5	3.73E-06
319	4.0E-05	5	3.42E-06
320	3.6E-05	5	3.10E-06
321	3.1E-05	5	2.67E-06
322	2.9E-05	5	2.48E-06
323	2.7E-05	5	2.29E-06
324	2.4E-05	5	2.08E-06
325	2.2E-05	5	1.91E-06
326	2.1E-05	5	1.81E-06
327	2.0E-05	5	1.69E-06
328	1.8E-05	5	1.50E-06
329	8.4E-05	5	7.14E-06
330	6.5E-05	5	5.51E-06
331	5.8E-05	5	4.98E-06
332	5.2E-05	5	4.40E-06
333	4.3E-05	5	3.65E-06
334	3.9E-05	5	3.34E-06
335	3.6E-05	5	3.05E-06
336	3.1E-05	5	2.64E-06
337	2.9E-05	5	2.44E-06
338	2.7E-05	5	2.27E-06
339	2.4E-05	5	2.08E-06

Ventura Ranch

P2 (off) - Grading Haul or Vendor Risk

Max Cancer Risk Cancer Risk		*Chronic Non Cancer Risk*	
Receptor #	**Total Risk/ Million**	**REL**	**HI Offroad**
340	2.2E-05	5	1.88E-06
341	2.1E-05	5	1.79E-06
342	2.0E-05	5	1.67E-06
343	1.7E-05	5	1.47E-06
344	1.5E-05	5	1.30E-06
345	8.0E-05	5	6.86E-06
346	6.2E-05	5	5.26E-06
347	5.6E-05	5	4.76E-06
348	5.0E-05	5	4.24E-06
349	4.2E-05	5	3.59E-06
350	3.8E-05	5	3.26E-06
351	3.5E-05	5	2.99E-06
352	3.1E-05	5	2.64E-06
353	2.8E-05	5	2.41E-06
354	2.6E-05	5	2.25E-06
355	2.4E-05	5	2.07E-06
356	2.2E-05	5	1.86E-06
357	2.1E-05	5	1.76E-06
358	1.9E-05	5	1.65E-06
359	1.7E-05	5	1.47E-06
360	1.5E-05	5	1.27E-06

Ventura Ranch

P3 (off) - Building Construction

		Cancer Risk from 2 to 16 years								
Receptor #	Conc	g/sec	Cair	Dose Constant	Dose	ED	Risk Constant	Risk	Constant 2	Risk/ Million
1	1.99476	3.78E-03	7.5E-03	6.05E-04	4.56E-06	0.84	4.71E-02	1.80E-07	1.0E+06	1.8E-01
2	2.14715	3.78E-03	8.1E-03	6.05E-04	4.91E-06	0.84	4.71E-02	1.93E-07	1.0E+06	1.9E-01
3	2.2656	3.78E-03	8.6E-03	6.05E-04	5.18E-06	0.84	4.71E-02	2.04E-07	1.0E+06	2.0E-01
4	2.34028	3.78E-03	8.8E-03	6.05E-04	5.35E-06	0.84	4.71E-02	2.11E-07	1.0E+06	2.1E-01
5	2.36397	3.78E-03	8.9E-03	6.05E-04	5.41E-06	0.84	4.71E-02	2.13E-07	1.0E+06	2.1E-01
6	2.33449	3.78E-03	8.8E-03	6.05E-04	5.34E-06	0.84	4.71E-02	2.10E-07	1.0E+06	2.1E-01
7	2.24354	3.78E-03	8.5E-03	6.05E-04	5.13E-06	0.84	4.71E-02	2.02E-07	1.0E+06	2.0E-01
8	2.10472	3.78E-03	8.0E-03	6.05E-04	4.81E-06	0.84	4.71E-02	1.90E-07	1.0E+06	1.9E-01
9	1.93339	3.78E-03	7.3E-03	6.05E-04	4.42E-06	0.84	4.71E-02	1.74E-07	1.0E+06	1.7E-01
10	1.73657	3.78E-03	6.6E-03	6.05E-04	3.97E-06	0.84	4.71E-02	1.56E-07	1.0E+06	1.6E-01
11	1.52678	3.78E-03	5.8E-03	6.05E-04	3.49E-06	0.84	4.71E-02	1.38E-07	1.0E+06	1.4E-01
12	1.31264	3.78E-03	5.0E-03	6.05E-04	3.00E-06	0.84	4.71E-02	1.18E-07	1.0E+06	1.2E-01
13	1.10448	3.78E-03	4.2E-03	6.05E-04	2.53E-06	0.84	4.71E-02	9.95E-08	1.0E+06	1.0E-01
14	0.91444	3.78E-03	3.5E-03	6.05E-04	2.09E-06	0.84	4.71E-02	8.24E-08	1.0E+06	8.2E-02
15	0.66282	3.78E-03	2.5E-03	6.05E-04	1.52E-06	0.84	4.71E-02	5.97E-08	1.0E+06	6.0E-02
16	0.51105	3.78E-03	1.9E-03	6.05E-04	1.17E-06	0.84	4.71E-02	4.60E-08	1.0E+06	4.6E-02
17	0.35216	3.78E-03	1.3E-03	6.05E-04	8.05E-07	0.84	4.71E-02	3.17E-08	1.0E+06	3.2E-02
18	0.27711	3.78E-03	1.0E-03	6.05E-04	6.34E-07	0.84	4.71E-02	2.50E-08	1.0E+06	2.5E-02
19	0.20358	3.78E-03	7.7E-04	6.05E-04	4.66E-07	0.84	4.71E-02	1.83E-08	1.0E+06	1.8E-02
20	0.16279	3.78E-03	6.2E-04	6.05E-04	3.72E-07	0.84	4.71E-02	1.47E-08	1.0E+06	1.5E-02
21	0.12895	3.78E-03	4.9E-04	6.05E-04	2.95E-07	0.84	4.71E-02	1.16E-08	1.0E+06	1.2E-02
22	2.44356	3.78E-03	9.2E-03	6.05E-04	5.59E-06	0.84	4.71E-02	2.20E-07	1.0E+06	2.2E-01
23	2.29276	3.78E-03	8.7E-03	6.05E-04	5.24E-06	0.84	4.71E-02	2.07E-07	1.0E+06	2.1E-01
24	2.09913	3.78E-03	7.9E-03	6.05E-04	4.80E-06	0.84	4.71E-02	1.89E-07	1.0E+06	1.9E-01
25	1.87641	3.78E-03	7.1E-03	6.05E-04	4.29E-06	0.84	4.71E-02	1.69E-07	1.0E+06	1.7E-01
26	1.64064	3.78E-03	6.2E-03	6.05E-04	3.75E-06	0.84	4.71E-02	1.48E-07	1.0E+06	1.5E-01
27	1.40152	3.78E-03	5.3E-03	6.05E-04	3.21E-06	0.84	4.71E-02	1.26E-07	1.0E+06	1.3E-01
28	1.16831	3.78E-03	4.4E-03	6.05E-04	2.67E-06	0.84	4.71E-02	1.05E-07	1.0E+06	1.1E-01
29	0.959	3.78E-03	3.6E-03	6.05E-04	2.19E-06	0.84	4.71E-02	8.64E-08	1.0E+06	8.6E-02
30	0.70048	3.78E-03	2.6E-03	6.05E-04	1.60E-06	0.84	4.71E-02	6.31E-08	1.0E+06	6.3E-02
31	0.47991	3.78E-03	1.8E-03	6.05E-04	1.10E-06	0.84	4.71E-02	4.32E-08	1.0E+06	4.3E-02

Ventura Ranch

P3 (off) - Building Construction

							Cancer Risk from 2 to 16 years			
Receptor #	Conc	g/sec	Cair	Dose Constant	Dose	ED	Risk Constant	Risk	Constant 2	Risk/ Million
32	0.27847	3.78E-03	1.1E-03	6.05E-04	6.37E-07	0.84	4.71E-02	2.51E-08	1.0E+06	2.5E-02
33	0.22975	3.78E-03	8.7E-04	6.05E-04	5.25E-07	0.84	4.71E-02	2.07E-08	1.0E+06	2.1E-02
34	0.20561	3.78E-03	7.8E-04	6.05E-04	4.70E-07	0.84	4.71E-02	1.85E-08	1.0E+06	1.9E-02
35	1.01699	3.78E-03	3.8E-03	6.05E-04	2.33E-06	0.84	4.71E-02	9.16E-08	1.0E+06	9.2E-02
36	0.72517	3.78E-03	2.7E-03	6.05E-04	1.66E-06	0.84	4.71E-02	6.53E-08	1.0E+06	6.5E-02
37	1.01164	3.78E-03	3.8E-03	6.05E-04	2.31E-06	0.84	4.71E-02	9.11E-08	1.0E+06	9.1E-02
38	1.21719	3.78E-03	4.6E-03	6.05E-04	2.78E-06	0.84	4.71E-02	1.10E-07	1.0E+06	1.1E-01
39	1.45763	3.78E-03	5.5E-03	6.05E-04	3.33E-06	0.84	4.71E-02	1.31E-07	1.0E+06	1.3E-01
40	1.73629	3.78E-03	6.6E-03	6.05E-04	3.97E-06	0.84	4.71E-02	1.56E-07	1.0E+06	1.6E-01
41	0.99206	3.78E-03	3.7E-03	6.05E-04	2.27E-06	0.84	4.71E-02	8.94E-08	1.0E+06	8.9E-02
42	1.20372	3.78E-03	4.5E-03	6.05E-04	2.75E-06	0.84	4.71E-02	1.08E-07	1.0E+06	1.1E-01
43	1.45908	3.78E-03	5.5E-03	6.05E-04	3.34E-06	0.84	4.71E-02	1.31E-07	1.0E+06	1.3E-01
44	1.76809	3.78E-03	6.7E-03	6.05E-04	4.04E-06	0.84	4.71E-02	1.59E-07	1.0E+06	1.6E-01
45	2.12964	3.78E-03	8.0E-03	6.05E-04	4.87E-06	0.84	4.71E-02	1.92E-07	1.0E+06	1.9E-01
46	3.36266	3.78E-03	1.3E-02	6.05E-04	7.69E-06	0.84	4.71E-02	3.03E-07	1.0E+06	3.0E-01
47	3.05369	3.78E-03	1.2E-02	6.05E-04	6.98E-06	0.84	4.71E-02	2.75E-07	1.0E+06	2.8E-01
48	1.18075	3.78E-03	4.5E-03	6.05E-04	2.70E-06	0.84	4.71E-02	1.06E-07	1.0E+06	1.1E-01
49	1.45355	3.78E-03	5.5E-03	6.05E-04	3.32E-06	0.84	4.71E-02	1.31E-07	1.0E+06	1.3E-01
50	1.78831	3.78E-03	6.8E-03	6.05E-04	4.09E-06	0.84	4.71E-02	1.61E-07	1.0E+06	1.6E-01
51	2.17954	3.78E-03	8.2E-03	6.05E-04	4.98E-06	0.84	4.71E-02	1.96E-07	1.0E+06	2.0E-01
52	3.74906	3.78E-03	1.4E-02	6.05E-04	8.57E-06	0.84	4.71E-02	3.38E-07	1.0E+06	3.4E-01
53	3.40173	3.78E-03	1.3E-02	6.05E-04	7.78E-06	0.84	4.71E-02	3.06E-07	1.0E+06	3.1E-01
54	2.96982	3.78E-03	1.1E-02	6.05E-04	6.79E-06	0.84	4.71E-02	2.68E-07	1.0E+06	2.7E-01
55	1.42147	3.78E-03	5.4E-03	6.05E-04	3.25E-06	0.84	4.71E-02	1.28E-07	1.0E+06	1.3E-01
56	1.77896	3.78E-03	6.7E-03	6.05E-04	4.07E-06	0.84	4.71E-02	1.60E-07	1.0E+06	1.6E-01
57	2.20854	3.78E-03	8.3E-03	6.05E-04	5.05E-06	0.84	4.71E-02	1.99E-07	1.0E+06	2.0E-01
58	2.68441	3.78E-03	1.0E-02	6.05E-04	6.14E-06	0.84	4.71E-02	2.42E-07	1.0E+06	2.4E-01
59	4.21097	3.78E-03	1.6E-02	6.05E-04	9.63E-06	0.84	4.71E-02	3.79E-07	1.0E+06	3.8E-01
60	3.81269	3.78E-03	1.4E-02	6.05E-04	8.72E-06	0.84	4.71E-02	3.44E-07	1.0E+06	3.4E-01
61	3.31376	3.78E-03	1.3E-02	6.05E-04	7.58E-06	0.84	4.71E-02	2.99E-07	1.0E+06	3.0E-01
62	4.76974	3.78E-03	1.8E-02	6.05E-04	1.09E-05	0.84	4.71E-02	4.30E-07	1.0E+06	4.3E-01

Ventura Ranch

P3 (off) - Building Construction

							Cancer Risk from 2 to 16 years			
Receptor #	Conc	g/sec	Cair	Dose Constant	Dose	ED	Risk Constant	Risk	Constant 2	Risk/ Million
63	4.31051	3.78E-03	1.6E-02	6.05E-04	9.86E-06	0.84	4.71E-02	3.88E-07	1.0E+06	3.9E-01
64	3.73028	3.78E-03	1.4E-02	6.05E-04	8.53E-06	0.84	4.71E-02	3.36E-07	1.0E+06	3.4E-01
65	4.91952	3.78E-03	1.9E-02	6.05E-04	1.13E-05	0.84	4.71E-02	4.43E-07	1.0E+06	4.4E-01
66	1.04762	3.78E-03	4.0E-03	6.05E-04	2.40E-06	0.84	4.71E-02	9.44E-08	1.0E+06	9.4E-02
67	1.32915	3.78E-03	5.0E-03	6.05E-04	3.04E-06	0.84	4.71E-02	1.20E-07	1.0E+06	1.2E-01
68	0.47291	3.78E-03	1.8E-03	6.05E-04	1.08E-06	0.84	4.71E-02	4.26E-08	1.0E+06	4.3E-02
69	0.32784	3.78E-03	1.2E-03	6.05E-04	7.50E-07	0.84	4.71E-02	2.95E-08	1.0E+06	3.0E-02
70	0.2523	3.78E-03	9.5E-04	6.05E-04	5.77E-07	0.84	4.71E-02	2.27E-08	1.0E+06	2.3E-02
71	0.20992	3.78E-03	7.9E-04	6.05E-04	4.80E-07	0.84	4.71E-02	1.89E-08	1.0E+06	1.9E-02
72	1.021	3.78E-03	3.9E-03	6.05E-04	2.34E-06	0.84	4.71E-02	9.20E-08	1.0E+06	9.2E-02
73	1.28744	3.78E-03	4.9E-03	6.05E-04	2.94E-06	0.84	4.71E-02	1.16E-07	1.0E+06	1.2E-01
74	0.81604	3.78E-03	3.1E-03	6.05E-04	1.87E-06	0.84	4.71E-02	7.35E-08	1.0E+06	7.4E-02
75	0.49957	3.78E-03	1.9E-03	6.05E-04	1.14E-06	0.84	4.71E-02	4.50E-08	1.0E+06	4.5E-02
76	0.35578	3.78E-03	1.3E-03	6.05E-04	8.14E-07	0.84	4.71E-02	3.21E-08	1.0E+06	3.2E-02
77	0.27846	3.78E-03	1.1E-03	6.05E-04	6.37E-07	0.84	4.71E-02	2.51E-08	1.0E+06	2.5E-02
78	0.24131	3.78E-03	9.1E-04	6.05E-04	5.52E-07	0.84	4.71E-02	2.17E-08	1.0E+06	2.2E-02
79	1.00014	3.78E-03	3.8E-03	6.05E-04	2.29E-06	0.84	4.71E-02	9.01E-08	1.0E+06	9.0E-02
80	1.24823	3.78E-03	4.7E-03	6.05E-04	2.85E-06	0.84	4.71E-02	1.12E-07	1.0E+06	1.1E-01
81	0.83024	3.78E-03	3.1E-03	6.05E-04	1.90E-06	0.84	4.71E-02	7.48E-08	1.0E+06	7.5E-02
82	0.53072	3.78E-03	2.0E-03	6.05E-04	1.21E-06	0.84	4.71E-02	4.78E-08	1.0E+06	4.8E-02
83	0.41587	3.78E-03	1.6E-03	6.05E-04	9.51E-07	0.84	4.71E-02	3.75E-08	1.0E+06	3.7E-02
84	0.35454	3.78E-03	1.3E-03	6.05E-04	8.11E-07	0.84	4.71E-02	3.19E-08	1.0E+06	3.2E-02
85	0.29396	3.78E-03	1.1E-03	6.05E-04	6.72E-07	0.84	4.71E-02	2.65E-08	1.0E+06	2.6E-02
86	0.99274	3.78E-03	3.8E-03	6.05E-04	2.27E-06	0.84	4.71E-02	8.94E-08	1.0E+06	8.9E-02
87	1.31614	3.78E-03	5.0E-03	6.05E-04	3.01E-06	0.84	4.71E-02	1.19E-07	1.0E+06	1.2E-01
88	0.62308	3.78E-03	2.4E-03	6.05E-04	1.43E-06	0.84	4.71E-02	5.61E-08	1.0E+06	5.6E-02
89	0.83584	3.78E-03	3.2E-03	6.05E-04	1.91E-06	0.84	4.71E-02	7.53E-08	1.0E+06	7.5E-02
90	0.67396	3.78E-03	2.5E-03	6.05E-04	1.54E-06	0.84	4.71E-02	6.07E-08	1.0E+06	6.1E-02
91	0.77073	3.78E-03	2.9E-03	6.05E-04	1.76E-06	0.84	4.71E-02	6.94E-08	1.0E+06	6.9E-02
92	0.88918	3.78E-03	3.4E-03	6.05E-04	2.03E-06	0.84	4.71E-02	8.01E-08	1.0E+06	8.0E-02
93	0.61567	3.78E-03	2.3E-03	6.05E-04	1.41E-06	0.84	4.71E-02	5.55E-08	1.0E+06	5.5E-02

Ventura Ranch

P3 (off) - Building Construction

						Cancer Risk from 2 to 16 years				
Receptor #	Conc	g/sec	Cair	Dose Constant	Dose	ED	Risk Constant	Risk	Constant 2	Risk/ Million
94	0.6956	3.78E-03	2.6E-03	6.05E-04	1.59E-06	0.84	4.71E-02	6.27E-08	1.0E+06	6.3E-02
95	0.79162	3.78E-03	3.0E-03	6.05E-04	1.81E-06	0.84	4.71E-02	7.13E-08	1.0E+06	7.1E-02
96	0.92728	3.78E-03	3.5E-03	6.05E-04	2.12E-06	0.84	4.71E-02	8.35E-08	1.0E+06	8.4E-02
97	1.1043	3.78E-03	4.2E-03	6.05E-04	2.53E-06	0.84	4.71E-02	9.95E-08	1.0E+06	9.9E-02
98	1.31542	3.78E-03	5.0E-03	6.05E-04	3.01E-06	0.84	4.71E-02	1.19E-07	1.0E+06	1.2E-01
99	0.54812	3.78E-03	2.1E-03	6.05E-04	1.25E-06	0.84	4.71E-02	4.94E-08	1.0E+06	4.9E-02
100	0.61035	3.78E-03	2.3E-03	6.05E-04	1.40E-06	0.84	4.71E-02	5.50E-08	1.0E+06	5.5E-02
101	0.685	3.78E-03	2.6E-03	6.05E-04	1.57E-06	0.84	4.71E-02	6.17E-08	1.0E+06	6.2E-02
102	0.78799	3.78E-03	3.0E-03	6.05E-04	1.80E-06	0.84	4.71E-02	7.10E-08	1.0E+06	7.1E-02
103	0.92101	3.78E-03	3.5E-03	6.05E-04	2.11E-06	0.84	4.71E-02	8.30E-08	1.0E+06	8.3E-02
104	1.09637	3.78E-03	4.1E-03	6.05E-04	2.51E-06	0.84	4.71E-02	9.88E-08	1.0E+06	9.9E-02
105	1.33704	3.78E-03	5.1E-03	6.05E-04	3.06E-06	0.84	4.71E-02	1.20E-07	1.0E+06	1.2E-01
106	1.68385	3.78E-03	6.4E-03	6.05E-04	3.85E-06	0.84	4.71E-02	1.52E-07	1.0E+06	1.5E-01
107	2.2317	3.78E-03	8.4E-03	6.05E-04	5.10E-06	0.84	4.71E-02	2.01E-07	1.0E+06	2.0E-01
108	3.25074	3.78E-03	1.2E-02	6.05E-04	7.43E-06	0.84	4.71E-02	2.93E-07	1.0E+06	2.9E-01
109	0.47573	3.78E-03	1.8E-03	6.05E-04	1.09E-06	0.84	4.71E-02	4.29E-08	1.0E+06	4.3E-02
110	0.52186	3.78E-03	2.0E-03	6.05E-04	1.19E-06	0.84	4.71E-02	4.70E-08	1.0E+06	4.7E-02
111	0.58019	3.78E-03	2.2E-03	6.05E-04	1.33E-06	0.84	4.71E-02	5.23E-08	1.0E+06	5.2E-02
112	0.6614	3.78E-03	2.5E-03	6.05E-04	1.51E-06	0.84	4.71E-02	5.96E-08	1.0E+06	6.0E-02
113	0.75125	3.78E-03	2.8E-03	6.05E-04	1.72E-06	0.84	4.71E-02	6.77E-08	1.0E+06	6.8E-02
114	0.86261	3.78E-03	3.3E-03	6.05E-04	1.97E-06	0.84	4.71E-02	7.77E-08	1.0E+06	7.8E-02
115	1.01484	3.78E-03	3.8E-03	6.05E-04	2.32E-06	0.84	4.71E-02	9.14E-08	1.0E+06	9.1E-02
116	1.21791	3.78E-03	4.6E-03	6.05E-04	2.79E-06	0.84	4.71E-02	1.10E-07	1.0E+06	1.1E-01
117	1.50516	3.78E-03	5.7E-03	6.05E-04	3.44E-06	0.84	4.71E-02	1.36E-07	1.0E+06	1.4E-01
118	1.95103	3.78E-03	7.4E-03	6.05E-04	4.46E-06	0.84	4.71E-02	1.76E-07	1.0E+06	1.8E-01
119	2.69708	3.78E-03	1.0E-02	6.05E-04	6.17E-06	0.84	4.71E-02	2.43E-07	1.0E+06	2.4E-01
120	4.37736	3.78E-03	1.7E-02	6.05E-04	1.00E-05	0.84	4.71E-02	3.94E-07	1.0E+06	3.9E-01
121	7.30617	3.78E-03	2.8E-02	6.05E-04	1.67E-05	0.84	4.71E-02	6.58E-07	1.0E+06	6.6E-01
122	10.71995	3.78E-03	4.1E-02	6.05E-04	2.45E-05	0.84	4.71E-02	9.66E-07	1.0E+06	9.7E-01
123	0.40575	3.78E-03	1.5E-03	6.05E-04	9.28E-07	0.84	4.71E-02	3.66E-08	1.0E+06	3.7E-02
124	0.43924	3.78E-03	1.7E-03	6.05E-04	1.00E-06	0.84	4.71E-02	3.96E-08	1.0E+06	4.0E-02

Ventura Ranch

P3 (off) - Building Construction

		Cancer Risk from 2 to 16 years								
Receptor #	Conc	g/sec	Cair	Dose Constant	Dose	ED	Risk Constant	Risk	Constant 2	Risk/ Million
125	0.48213	3.78E-03	1.8E-03	6.05E-04	1.10E-06	0.84	4.71E-02	4.34E-08	1.0E+06	4.3E-02
126	0.53994	3.78E-03	2.0E-03	6.05E-04	1.23E-06	0.84	4.71E-02	4.86E-08	1.0E+06	4.9E-02
127	0.59851	3.78E-03	2.3E-03	6.05E-04	1.37E-06	0.84	4.71E-02	5.39E-08	1.0E+06	5.4E-02
128	0.66965	3.78E-03	2.5E-03	6.05E-04	1.53E-06	0.84	4.71E-02	6.03E-08	1.0E+06	6.0E-02
129	0.76781	3.78E-03	2.9E-03	6.05E-04	1.76E-06	0.84	4.71E-02	6.92E-08	1.0E+06	6.9E-02
130	0.88344	3.78E-03	3.3E-03	6.05E-04	2.02E-06	0.84	4.71E-02	7.96E-08	1.0E+06	8.0E-02
131	1.03798	3.78E-03	3.9E-03	6.05E-04	2.37E-06	0.84	4.71E-02	9.35E-08	1.0E+06	9.4E-02
132	1.25505	3.78E-03	4.7E-03	6.05E-04	2.87E-06	0.84	4.71E-02	1.13E-07	1.0E+06	1.1E-01
133	1.60384	3.78E-03	6.1E-03	6.05E-04	3.67E-06	0.84	4.71E-02	1.45E-07	1.0E+06	1.4E-01
134	2.23984	3.78E-03	8.5E-03	6.05E-04	5.12E-06	0.84	4.71E-02	2.02E-07	1.0E+06	2.0E-01
135	3.19791	3.78E-03	1.2E-02	6.05E-04	7.31E-06	0.84	4.71E-02	2.88E-07	1.0E+06	2.9E-01
136	4.42459	3.78E-03	1.7E-02	6.05E-04	1.01E-05	0.84	4.71E-02	3.99E-07	1.0E+06	4.0E-01
137	5.75496	3.78E-03	2.2E-02	6.05E-04	1.32E-05	0.84	4.71E-02	5.19E-07	1.0E+06	5.2E-01
138	6.88742	3.78E-03	2.6E-02	6.05E-04	1.58E-05	0.84	4.71E-02	6.21E-07	1.0E+06	6.2E-01
139	0.3431	3.78E-03	1.3E-03	6.05E-04	7.85E-07	0.84	4.71E-02	3.09E-08	1.0E+06	3.1E-02
140	0.3669	3.78E-03	1.4E-03	6.05E-04	8.39E-07	0.84	4.71E-02	3.31E-08	1.0E+06	3.3E-02
141	0.39702	3.78E-03	1.5E-03	6.05E-04	9.08E-07	0.84	4.71E-02	3.58E-08	1.0E+06	3.6E-02
142	0.43663	3.78E-03	1.7E-03	6.05E-04	9.99E-07	0.84	4.71E-02	3.93E-08	1.0E+06	3.9E-02
143	0.47453	3.78E-03	1.8E-03	6.05E-04	1.09E-06	0.84	4.71E-02	4.28E-08	1.0E+06	4.3E-02
144	0.52119	3.78E-03	2.0E-03	6.05E-04	1.19E-06	0.84	4.71E-02	4.70E-08	1.0E+06	4.7E-02
145	0.58257	3.78E-03	2.2E-03	6.05E-04	1.33E-06	0.84	4.71E-02	5.25E-08	1.0E+06	5.2E-02
146	0.65415	3.78E-03	2.5E-03	6.05E-04	1.50E-06	0.84	4.71E-02	5.89E-08	1.0E+06	5.9E-02
147	0.75136	3.78E-03	2.8E-03	6.05E-04	1.72E-06	0.84	4.71E-02	6.77E-08	1.0E+06	6.8E-02
148	0.86541	3.78E-03	3.3E-03	6.05E-04	1.98E-06	0.84	4.71E-02	7.80E-08	1.0E+06	7.8E-02
149	1.05813	3.78E-03	4.0E-03	6.05E-04	2.42E-06	0.84	4.71E-02	9.53E-08	1.0E+06	9.5E-02
150	1.38138	3.78E-03	5.2E-03	6.05E-04	3.16E-06	0.84	4.71E-02	1.24E-07	1.0E+06	1.2E-01
151	1.79867	3.78E-03	6.8E-03	6.05E-04	4.11E-06	0.84	4.71E-02	1.62E-07	1.0E+06	1.6E-01
152	2.28098	3.78E-03	8.6E-03	6.05E-04	5.22E-06	0.84	4.71E-02	2.06E-07	1.0E+06	2.1E-01
153	3.00026	3.78E-03	1.1E-02	6.05E-04	6.86E-06	0.84	4.71E-02	2.70E-07	1.0E+06	2.7E-01
154	3.59701	3.78E-03	1.4E-02	6.05E-04	8.23E-06	0.84	4.71E-02	3.24E-07	1.0E+06	3.2E-01
155	0.28923	3.78E-03	1.1E-03	6.05E-04	6.62E-07	0.84	4.71E-02	2.61E-08	1.0E+06	2.6E-02

Ventura Ranch

P3 (off) - Building Construction

					Cancer Risk from 2 to 16 years					
Receptor #	Conc	g/sec	Cair	Dose Constant	Dose	ED	Risk Constant	Risk	Constant 2	Risk/ Million
156	0.30602	3.78E-03	1.2E-03	6.05E-04	7.00E-07	0.84	4.71E-02	2.76E-08	1.0E+06	2.8E-02
157	0.32704	3.78E-03	1.2E-03	6.05E-04	7.48E-07	0.84	4.71E-02	2.95E-08	1.0E+06	2.9E-02
158	0.35406	3.78E-03	1.3E-03	6.05E-04	8.10E-07	0.84	4.71E-02	3.19E-08	1.0E+06	3.2E-02
159	0.37966	3.78E-03	1.4E-03	6.05E-04	8.68E-07	0.84	4.71E-02	3.42E-08	1.0E+06	3.4E-02
160	0.41144	3.78E-03	1.6E-03	6.05E-04	9.41E-07	0.84	4.71E-02	3.71E-08	1.0E+06	3.7E-02
161	0.45242	3.78E-03	1.7E-03	6.05E-04	1.03E-06	0.84	4.71E-02	4.08E-08	1.0E+06	4.1E-02
162	0.50021	3.78E-03	1.9E-03	6.05E-04	1.14E-06	0.84	4.71E-02	4.51E-08	1.0E+06	4.5E-02
163	0.5676	3.78E-03	2.1E-03	6.05E-04	1.30E-06	0.84	4.71E-02	5.11E-08	1.0E+06	5.1E-02
164	0.64685	3.78E-03	2.4E-03	6.05E-04	1.48E-06	0.84	4.71E-02	5.83E-08	1.0E+06	5.8E-02
165	0.77036	3.78E-03	2.9E-03	6.05E-04	1.76E-06	0.84	4.71E-02	6.94E-08	1.0E+06	6.9E-02
166	0.96211	3.78E-03	3.6E-03	6.05E-04	2.20E-06	0.84	4.71E-02	8.67E-08	1.0E+06	8.7E-02
167	1.1802	3.78E-03	4.5E-03	6.05E-04	2.70E-06	0.84	4.71E-02	1.06E-07	1.0E+06	1.1E-01
168	1.42559	3.78E-03	5.4E-03	6.05E-04	3.26E-06	0.84	4.71E-02	1.28E-07	1.0E+06	1.3E-01
169	1.79088	3.78E-03	6.8E-03	6.05E-04	4.10E-06	0.84	4.71E-02	1.61E-07	1.0E+06	1.6E-01
170	2.10742	3.78E-03	8.0E-03	6.05E-04	4.82E-06	0.84	4.71E-02	1.90E-07	1.0E+06	1.9E-01
171	0.24424	3.78E-03	9.2E-04	6.05E-04	5.59E-07	0.84	4.71E-02	2.20E-08	1.0E+06	2.2E-02
172	0.25607	3.78E-03	9.7E-04	6.05E-04	5.86E-07	0.84	4.71E-02	2.31E-08	1.0E+06	2.3E-02
173	0.27086	3.78E-03	1.0E-03	6.05E-04	6.19E-07	0.84	4.71E-02	2.44E-08	1.0E+06	2.4E-02
174	0.28984	3.78E-03	1.1E-03	6.05E-04	6.63E-07	0.84	4.71E-02	2.61E-08	1.0E+06	2.6E-02
175	0.30846	3.78E-03	1.2E-03	6.05E-04	7.05E-07	0.84	4.71E-02	2.78E-08	1.0E+06	2.8E-02
176	0.33184	3.78E-03	1.3E-03	6.05E-04	7.59E-07	0.84	4.71E-02	2.99E-08	1.0E+06	3.0E-02
177	0.35984	3.78E-03	1.4E-03	6.05E-04	8.23E-07	0.84	4.71E-02	3.24E-08	1.0E+06	3.2E-02
178	0.39646	3.78E-03	1.5E-03	6.05E-04	9.07E-07	0.84	4.71E-02	3.57E-08	1.0E+06	3.6E-02
179	0.44792	3.78E-03	1.7E-03	6.05E-04	1.02E-06	0.84	4.71E-02	4.04E-08	1.0E+06	4.0E-02
180	0.50689	3.78E-03	1.9E-03	6.05E-04	1.16E-06	0.84	4.71E-02	4.57E-08	1.0E+06	4.6E-02
181	0.58354	3.78E-03	2.2E-03	6.05E-04	1.33E-06	0.84	4.71E-02	5.26E-08	1.0E+06	5.3E-02
182	0.71277	3.78E-03	2.7E-03	6.05E-04	1.63E-06	0.84	4.71E-02	6.42E-08	1.0E+06	6.4E-02
183	0.85218	3.78E-03	3.2E-03	6.05E-04	1.95E-06	0.84	4.71E-02	7.68E-08	1.0E+06	7.7E-02
184	0.98665	3.78E-03	3.7E-03	6.05E-04	2.26E-06	0.84	4.71E-02	8.89E-08	1.0E+06	8.9E-02
185	1.19086	3.78E-03	4.5E-03	6.05E-04	2.72E-06	0.84	4.71E-02	1.07E-07	1.0E+06	1.1E-01
186	1.36482	3.78E-03	5.2E-03	6.05E-04	3.12E-06	0.84	4.71E-02	1.23E-07	1.0E+06	1.2E-01

Ventura Ranch

P3 (off) - Building Construction

							Cancer Risk from 2 to 16 years			
Receptor #	Conc	g/sec	Cair	Dose Constant	Dose	ED	Risk Constant	Risk	Constant 2	Risk/ Million
187	0.20712	3.78E-03	7.8E-04	6.05E-04	4.74E-07	0.84	4.71E-02	1.87E-08	1.0E+06	1.9E-02
188	0.21576	3.78E-03	8.2E-04	6.05E-04	4.93E-07	0.84	4.71E-02	1.94E-08	1.0E+06	1.9E-02
189	0.22666	3.78E-03	8.6E-04	6.05E-04	5.18E-07	0.84	4.71E-02	2.04E-08	1.0E+06	2.0E-02
190	0.24071	3.78E-03	9.1E-04	6.05E-04	5.51E-07	0.84	4.71E-02	2.17E-08	1.0E+06	2.2E-02
191	0.25537	3.78E-03	9.7E-04	6.05E-04	5.84E-07	0.84	4.71E-02	2.30E-08	1.0E+06	2.3E-02
192	0.27422	3.78E-03	1.0E-03	6.05E-04	6.27E-07	0.84	4.71E-02	2.47E-08	1.0E+06	2.5E-02
193	0.29462	3.78E-03	1.1E-03	6.05E-04	6.74E-07	0.84	4.71E-02	2.65E-08	1.0E+06	2.7E-02
194	0.32479	3.78E-03	1.2E-03	6.05E-04	7.43E-07	0.84	4.71E-02	2.93E-08	1.0E+06	2.9E-02
195	0.36638	3.78E-03	1.4E-03	6.05E-04	8.38E-07	0.84	4.71E-02	3.30E-08	1.0E+06	3.3E-02
196	0.4125	3.78E-03	1.6E-03	6.05E-04	9.43E-07	0.84	4.71E-02	3.72E-08	1.0E+06	3.7E-02
197	0.46988	3.78E-03	1.8E-03	6.05E-04	1.07E-06	0.84	4.71E-02	4.23E-08	1.0E+06	4.2E-02
198	0.56058	3.78E-03	2.1E-03	6.05E-04	1.28E-06	0.84	4.71E-02	5.05E-08	1.0E+06	5.1E-02
199	0.65254	3.78E-03	2.5E-03	6.05E-04	1.49E-06	0.84	4.71E-02	5.88E-08	1.0E+06	5.9E-02
200	0.72412	3.78E-03	2.7E-03	6.05E-04	1.66E-06	0.84	4.71E-02	6.52E-08	1.0E+06	6.5E-02
201	0.85192	3.78E-03	3.2E-03	6.05E-04	1.95E-06	0.84	4.71E-02	7.68E-08	1.0E+06	7.7E-02
202	0.95779	3.78E-03	3.6E-03	6.05E-04	2.19E-06	0.84	4.71E-02	8.63E-08	1.0E+06	8.6E-02
203	0.1768	3.78E-03	6.7E-04	6.05E-04	4.04E-07	0.84	4.71E-02	1.59E-08	1.0E+06	1.6E-02
204	0.18349	3.78E-03	6.9E-04	6.05E-04	4.20E-07	0.84	4.71E-02	1.65E-08	1.0E+06	1.7E-02
205	0.19203	3.78E-03	7.3E-04	6.05E-04	4.39E-07	0.84	4.71E-02	1.73E-08	1.0E+06	1.7E-02
206	0.20323	3.78E-03	7.7E-04	6.05E-04	4.65E-07	0.84	4.71E-02	1.83E-08	1.0E+06	1.8E-02
207	0.2158	3.78E-03	8.2E-04	6.05E-04	4.94E-07	0.84	4.71E-02	1.94E-08	1.0E+06	1.9E-02
208	0.23216	3.78E-03	8.8E-04	6.05E-04	5.31E-07	0.84	4.71E-02	2.09E-08	1.0E+06	2.1E-02
209	0.24833	3.78E-03	9.4E-04	6.05E-04	5.68E-07	0.84	4.71E-02	2.24E-08	1.0E+06	2.2E-02
210	0.27351	3.78E-03	1.0E-03	6.05E-04	6.26E-07	0.84	4.71E-02	2.46E-08	1.0E+06	2.5E-02
211	0.3074	3.78E-03	1.2E-03	6.05E-04	7.03E-07	0.84	4.71E-02	2.77E-08	1.0E+06	2.8E-02
212	0.34193	3.78E-03	1.3E-03	6.05E-04	7.82E-07	0.84	4.71E-02	3.08E-08	1.0E+06	3.1E-02
213	0.39175	3.78E-03	1.5E-03	6.05E-04	8.96E-07	0.84	4.71E-02	3.53E-08	1.0E+06	3.5E-02
214	0.45808	3.78E-03	1.7E-03	6.05E-04	1.05E-06	0.84	4.71E-02	4.13E-08	1.0E+06	4.1E-02
215	0.51972	3.78E-03	2.0E-03	6.05E-04	1.19E-06	0.84	4.71E-02	4.68E-08	1.0E+06	4.7E-02
216	0.55608	3.78E-03	2.1E-03	6.05E-04	1.27E-06	0.84	4.71E-02	5.01E-08	1.0E+06	5.0E-02
217	0.64005	3.78E-03	2.4E-03	6.05E-04	1.46E-06	0.84	4.71E-02	5.77E-08	1.0E+06	5.8E-02

Ventura Ranch

P3 (off) - Building Construction

							Cancer Risk from 2 to 16 years			
Receptor #	Conc	g/sec	Cair	Dose Constant	Dose	ED	Risk Constant	Risk	Constant 2	Risk/ Million
218	0.71443	3.78E-03	2.7E-03	6.05E-04	1.63E-06	0.84	4.71E-02	6.44E-08	1.0E+06	6.4E-02
219	0.15237	3.78E-03	5.8E-04	6.05E-04	3.48E-07	0.84	4.71E-02	1.37E-08	1.0E+06	1.4E-02
220	0.15794	3.78E-03	6.0E-04	6.05E-04	3.61E-07	0.84	4.71E-02	1.42E-08	1.0E+06	1.4E-02
221	0.16521	3.78E-03	6.2E-04	6.05E-04	3.78E-07	0.84	4.71E-02	1.49E-08	1.0E+06	1.5E-02
222	0.17476	3.78E-03	6.6E-04	6.05E-04	4.00E-07	0.84	4.71E-02	1.57E-08	1.0E+06	1.6E-02
223	0.18608	3.78E-03	7.0E-04	6.05E-04	4.26E-07	0.84	4.71E-02	1.68E-08	1.0E+06	1.7E-02
224	0.20041	3.78E-03	7.6E-04	6.05E-04	4.58E-07	0.84	4.71E-02	1.81E-08	1.0E+06	1.8E-02
225	0.21491	3.78E-03	8.1E-04	6.05E-04	4.92E-07	0.84	4.71E-02	1.94E-08	1.0E+06	1.9E-02
226	0.23563	3.78E-03	8.9E-04	6.05E-04	5.39E-07	0.84	4.71E-02	2.12E-08	1.0E+06	2.1E-02
227	0.26054	3.78E-03	9.8E-04	6.05E-04	5.96E-07	0.84	4.71E-02	2.35E-08	1.0E+06	2.3E-02
228	0.29312	3.78E-03	1.1E-03	6.05E-04	6.70E-07	0.84	4.71E-02	2.64E-08	1.0E+06	2.6E-02
229	0.33455	3.78E-03	1.3E-03	6.05E-04	7.65E-07	0.84	4.71E-02	3.01E-08	1.0E+06	3.0E-02
230	0.38321	3.78E-03	1.4E-03	6.05E-04	8.76E-07	0.84	4.71E-02	3.45E-08	1.0E+06	3.5E-02
231	0.41447	3.78E-03	1.6E-03	6.05E-04	9.48E-07	0.84	4.71E-02	3.73E-08	1.0E+06	3.7E-02
232	0.44109	3.78E-03	1.7E-03	6.05E-04	1.01E-06	0.84	4.71E-02	3.97E-08	1.0E+06	4.0E-02
233	0.50009	3.78E-03	1.9E-03	6.05E-04	1.14E-06	0.84	4.71E-02	4.51E-08	1.0E+06	4.5E-02
234	0.54996	3.78E-03	2.1E-03	6.05E-04	1.26E-06	0.84	4.71E-02	4.95E-08	1.0E+06	5.0E-02
235	0.13285	3.78E-03	5.0E-04	6.05E-04	3.04E-07	0.84	4.71E-02	1.20E-08	1.0E+06	1.2E-02
236	0.13784	3.78E-03	5.2E-04	6.05E-04	3.15E-07	0.84	4.71E-02	1.24E-08	1.0E+06	1.2E-02
237	0.14442	3.78E-03	5.5E-04	6.05E-04	3.30E-07	0.84	4.71E-02	1.30E-08	1.0E+06	1.3E-02
238	0.15296	3.78E-03	5.8E-04	6.05E-04	3.50E-07	0.84	4.71E-02	1.38E-08	1.0E+06	1.4E-02
239	0.16232	3.78E-03	6.1E-04	6.05E-04	3.71E-07	0.84	4.71E-02	1.46E-08	1.0E+06	1.5E-02
240	0.17563	3.78E-03	6.6E-04	6.05E-04	4.02E-07	0.84	4.71E-02	1.58E-08	1.0E+06	1.6E-02
241	0.19019	3.78E-03	7.2E-04	6.05E-04	4.35E-07	0.84	4.71E-02	1.71E-08	1.0E+06	1.7E-02
242	0.2024	3.78E-03	7.7E-04	6.05E-04	4.63E-07	0.84	4.71E-02	1.82E-08	1.0E+06	1.8E-02
243	0.22827	3.78E-03	8.6E-04	6.05E-04	5.22E-07	0.84	4.71E-02	2.06E-08	1.0E+06	2.1E-02
244	0.25583	3.78E-03	9.7E-04	6.05E-04	5.85E-07	0.84	4.71E-02	2.30E-08	1.0E+06	2.3E-02
245	0.28958	3.78E-03	1.1E-03	6.05E-04	6.62E-07	0.84	4.71E-02	2.61E-08	1.0E+06	2.6E-02
246	0.32599	3.78E-03	1.2E-03	6.05E-04	7.46E-07	0.84	4.71E-02	2.94E-08	1.0E+06	2.9E-02
247	0.33067	3.78E-03	1.2E-03	6.05E-04	7.56E-07	0.84	4.71E-02	2.98E-08	1.0E+06	3.0E-02
248	0.36199	3.78E-03	1.4E-03	6.05E-04	8.28E-07	0.84	4.71E-02	3.26E-08	1.0E+06	3.3E-02

Ventura Ranch

P3 (off) - Building Construction

							Cancer Risk from 2 to 16 years			
Receptor #	Conc	g/sec	Cair	Dose Constant	Dose	ED	Risk Constant	Risk	Constant 2	Risk/ Million
249	0.40079	3.78E-03	1.5E-03	6.05E-04	9.17E-07	0.84	4.71E-02	3.61E-08	1.0E+06	3.6E-02
250	0.43536	3.78E-03	1.6E-03	6.05E-04	9.96E-07	0.84	4.71E-02	3.92E-08	1.0E+06	3.9E-02
251	0.11723	3.78E-03	4.4E-04	6.05E-04	2.68E-07	0.84	4.71E-02	1.06E-08	1.0E+06	1.1E-02
252	0.12201	3.78E-03	4.6E-04	6.05E-04	2.79E-07	0.84	4.71E-02	1.10E-08	1.0E+06	1.1E-02
253	0.12816	3.78E-03	4.8E-04	6.05E-04	2.93E-07	0.84	4.71E-02	1.15E-08	1.0E+06	1.2E-02
254	0.13612	3.78E-03	5.1E-04	6.05E-04	3.11E-07	0.84	4.71E-02	1.23E-08	1.0E+06	1.2E-02
255	0.14411	3.78E-03	5.4E-04	6.05E-04	3.30E-07	0.84	4.71E-02	1.30E-08	1.0E+06	1.3E-02
256	0.15669	3.78E-03	5.9E-04	6.05E-04	3.58E-07	0.84	4.71E-02	1.41E-08	1.0E+06	1.4E-02
257	0.17059	3.78E-03	6.4E-04	6.05E-04	3.90E-07	0.84	4.71E-02	1.54E-08	1.0E+06	1.5E-02
258	0.18092	3.78E-03	6.8E-04	6.05E-04	4.14E-07	0.84	4.71E-02	1.63E-08	1.0E+06	1.6E-02
259	0.20216	3.78E-03	7.6E-04	6.05E-04	4.62E-07	0.84	4.71E-02	1.82E-08	1.0E+06	1.8E-02
260	0.22513	3.78E-03	8.5E-04	6.05E-04	5.15E-07	0.84	4.71E-02	2.03E-08	1.0E+06	2.0E-02
261	0.2516	3.78E-03	9.5E-04	6.05E-04	5.75E-07	0.84	4.71E-02	2.27E-08	1.0E+06	2.3E-02
262	0.28014	3.78E-03	1.1E-03	6.05E-04	6.41E-07	0.84	4.71E-02	2.52E-08	1.0E+06	2.5E-02
263	0.27757	3.78E-03	1.0E-03	6.05E-04	6.35E-07	0.84	4.71E-02	2.50E-08	1.0E+06	2.5E-02
264	0.30672	3.78E-03	1.2E-03	6.05E-04	7.02E-07	0.84	4.71E-02	2.76E-08	1.0E+06	2.8E-02
265	0.32335	3.78E-03	1.2E-03	6.05E-04	7.40E-07	0.84	4.71E-02	2.91E-08	1.0E+06	2.9E-02
266	0.34483	3.78E-03	1.3E-03	6.05E-04	7.89E-07	0.84	4.71E-02	3.11E-08	1.0E+06	3.1E-02
267	0.10465	3.78E-03	4.0E-04	6.05E-04	2.39E-07	0.84	4.71E-02	9.43E-09	1.0E+06	9.4E-03
268	0.10947	3.78E-03	4.1E-04	6.05E-04	2.50E-07	0.84	4.71E-02	9.86E-09	1.0E+06	9.9E-03
269	0.11532	3.78E-03	4.4E-04	6.05E-04	2.64E-07	0.84	4.71E-02	1.04E-08	1.0E+06	1.0E-02
270	0.12284	3.78E-03	4.6E-04	6.05E-04	2.81E-07	0.84	4.71E-02	1.11E-08	1.0E+06	1.1E-02
271	0.1301	3.78E-03	4.9E-04	6.05E-04	2.98E-07	0.84	4.71E-02	1.17E-08	1.0E+06	1.2E-02
272	0.14143	3.78E-03	5.3E-04	6.05E-04	3.23E-07	0.84	4.71E-02	1.27E-08	1.0E+06	1.3E-02
273	0.1542	3.78E-03	5.8E-04	6.05E-04	3.53E-07	0.84	4.71E-02	1.39E-08	1.0E+06	1.4E-02
274	0.16534	3.78E-03	6.2E-04	6.05E-04	3.78E-07	0.84	4.71E-02	1.49E-08	1.0E+06	1.5E-02
275	0.18051	3.78E-03	6.8E-04	6.05E-04	4.13E-07	0.84	4.71E-02	1.63E-08	1.0E+06	1.6E-02
276	0.20043	3.78E-03	7.6E-04	6.05E-04	4.58E-07	0.84	4.71E-02	1.81E-08	1.0E+06	1.8E-02
277	0.21731	3.78E-03	8.2E-04	6.05E-04	4.97E-07	0.84	4.71E-02	1.96E-08	1.0E+06	2.0E-02
278	0.23159	3.78E-03	8.8E-04	6.05E-04	5.30E-07	0.84	4.71E-02	2.09E-08	1.0E+06	2.1E-02
279	0.24564	3.78E-03	9.3E-04	6.05E-04	5.62E-07	0.84	4.71E-02	2.21E-08	1.0E+06	2.2E-02

Ventura Ranch

P3 (off) - Building Construction

							Cancer Risk from 2 to 16 years			
Receptor #	Conc	g/sec	Cair	Dose Constant	Dose	ED	Risk Constant	Risk	Constant 2	Risk/ Million
280	0.26656	3.78E-03	1.0E-03	6.05E-04	6.10E-07	0.84	4.71E-02	2.40E-08	1.0E+06	2.4E-02
281	0.27717	3.78E-03	1.0E-03	6.05E-04	6.34E-07	0.84	4.71E-02	2.50E-08	1.0E+06	2.5E-02
282	0.29615	3.78E-03	1.1E-03	6.05E-04	6.77E-07	0.84	4.71E-02	2.67E-08	1.0E+06	2.7E-02
283	0.09441	3.78E-03	3.6E-04	6.05E-04	2.16E-07	0.84	4.71E-02	8.51E-09	1.0E+06	8.5E-03
284	0.09938	3.78E-03	3.8E-04	6.05E-04	2.27E-07	0.84	4.71E-02	8.95E-09	1.0E+06	9.0E-03
285	0.10501	3.78E-03	4.0E-04	6.05E-04	2.40E-07	0.84	4.71E-02	9.46E-09	1.0E+06	9.5E-03
286	0.11219	3.78E-03	4.2E-04	6.05E-04	2.57E-07	0.84	4.71E-02	1.01E-08	1.0E+06	1.0E-02
287	0.11951	3.78E-03	4.5E-04	6.05E-04	2.73E-07	0.84	4.71E-02	1.08E-08	1.0E+06	1.1E-02
288	0.12891	3.78E-03	4.9E-04	6.05E-04	2.95E-07	0.84	4.71E-02	1.16E-08	1.0E+06	1.2E-02
289	0.14076	3.78E-03	5.3E-04	6.05E-04	3.22E-07	0.84	4.71E-02	1.27E-08	1.0E+06	1.3E-02
290	0.15248	3.78E-03	5.8E-04	6.05E-04	3.49E-07	0.84	4.71E-02	1.37E-08	1.0E+06	1.4E-02
291	0.16347	3.78E-03	6.2E-04	6.05E-04	3.74E-07	0.84	4.71E-02	1.47E-08	1.0E+06	1.5E-02
292	0.1798	3.78E-03	6.8E-04	6.05E-04	4.11E-07	0.84	4.71E-02	1.62E-08	1.0E+06	1.6E-02
293	0.19358	3.78E-03	7.3E-04	6.05E-04	4.43E-07	0.84	4.71E-02	1.74E-08	1.0E+06	1.7E-02
294	0.20679	3.78E-03	7.8E-04	6.05E-04	4.73E-07	0.84	4.71E-02	1.86E-08	1.0E+06	1.9E-02
295	0.21972	3.78E-03	8.3E-04	6.05E-04	5.03E-07	0.84	4.71E-02	1.98E-08	1.0E+06	2.0E-02
296	0.23415	3.78E-03	8.9E-04	6.05E-04	5.36E-07	0.84	4.71E-02	2.11E-08	1.0E+06	2.1E-02
297	0.24401	3.78E-03	9.2E-04	6.05E-04	5.58E-07	0.84	4.71E-02	2.20E-08	1.0E+06	2.2E-02
298	0.25569	3.78E-03	9.7E-04	6.05E-04	5.85E-07	0.84	4.71E-02	2.30E-08	1.0E+06	2.3E-02
299	0.09114	3.78E-03	3.4E-04	6.05E-04	2.08E-07	0.84	4.71E-02	8.21E-09	1.0E+06	8.2E-03
300	0.09664	3.78E-03	3.7E-04	6.05E-04	2.21E-07	0.84	4.71E-02	8.71E-09	1.0E+06	8.7E-03
301	0.10342	3.78E-03	3.9E-04	6.05E-04	2.37E-07	0.84	4.71E-02	9.32E-09	1.0E+06	9.3E-03
302	0.11171	3.78E-03	4.2E-04	6.05E-04	2.55E-07	0.84	4.71E-02	1.01E-08	1.0E+06	1.0E-02
303	0.12003	3.78E-03	4.5E-04	6.05E-04	2.75E-07	0.84	4.71E-02	1.08E-08	1.0E+06	1.1E-02
304	0.12928	3.78E-03	4.9E-04	6.05E-04	2.96E-07	0.84	4.71E-02	1.16E-08	1.0E+06	1.2E-02
305	0.13971	3.78E-03	5.3E-04	6.05E-04	3.20E-07	0.84	4.71E-02	1.26E-08	1.0E+06	1.3E-02
306	0.15056	3.78E-03	5.7E-04	6.05E-04	3.44E-07	0.84	4.71E-02	1.36E-08	1.0E+06	1.4E-02
307	0.16281	3.78E-03	6.2E-04	6.05E-04	3.72E-07	0.84	4.71E-02	1.47E-08	1.0E+06	1.5E-02
308	0.17482	3.78E-03	6.6E-04	6.05E-04	4.00E-07	0.84	4.71E-02	1.58E-08	1.0E+06	1.6E-02

Ventura Ranch

P3 (off) - Building Construction

		Cancer Risk from 2 to 16 years								
Receptor #	Conc	g/sec	Cair	Dose Constant	Dose	ED	Risk Constant	Risk	Constant 2	Risk/ Million
309	0.18399	3.78E-03	7.0E-04	6.05E-04	4.21E-07	0.84	4.71E-02	1.66E-08	1.0E+06	1.7E-02
310	0.19503	3.78E-03	7.4E-04	6.05E-04	4.46E-07	0.84	4.71E-02	1.76E-08	1.0E+06	1.8E-02
311	0.20938	3.78E-03	7.9E-04	6.05E-04	4.79E-07	0.84	4.71E-02	1.89E-08	1.0E+06	1.9E-02
312	0.22226	3.78E-03	8.4E-04	6.05E-04	5.08E-07	0.84	4.71E-02	2.00E-08	1.0E+06	2.0E-02
313	0.22154	3.78E-03	8.4E-04	6.05E-04	5.07E-07	0.84	4.71E-02	2.00E-08	1.0E+06	2.0E-02
314	0.08413	3.78E-03	3.2E-04	6.05E-04	1.92E-07	0.84	4.71E-02	7.58E-09	1.0E+06	7.6E-03
315	0.08972	3.78E-03	3.4E-04	6.05E-04	2.05E-07	0.84	4.71E-02	8.08E-09	1.0E+06	8.1E-03
316	0.09613	3.78E-03	3.6E-04	6.05E-04	2.20E-07	0.84	4.71E-02	8.66E-09	1.0E+06	8.7E-03
317	0.10379	3.78E-03	3.9E-04	6.05E-04	2.37E-07	0.84	4.71E-02	9.35E-09	1.0E+06	9.4E-03
318	0.11011	3.78E-03	4.2E-04	6.05E-04	2.52E-07	0.84	4.71E-02	9.92E-09	1.0E+06	9.9E-03
319	0.1193	3.78E-03	4.5E-04	6.05E-04	2.73E-07	0.84	4.71E-02	1.07E-08	1.0E+06	1.1E-02
320	0.12941	3.78E-03	4.9E-04	6.05E-04	2.96E-07	0.84	4.71E-02	1.17E-08	1.0E+06	1.2E-02
321	0.13703	3.78E-03	5.2E-04	6.05E-04	3.13E-07	0.84	4.71E-02	1.23E-08	1.0E+06	1.2E-02
322	0.14823	3.78E-03	5.6E-04	6.05E-04	3.39E-07	0.84	4.71E-02	1.34E-08	1.0E+06	1.3E-02
323	0.15877	3.78E-03	6.0E-04	6.05E-04	3.63E-07	0.84	4.71E-02	1.43E-08	1.0E+06	1.4E-02
324	0.16686	3.78E-03	6.3E-04	6.05E-04	3.82E-07	0.84	4.71E-02	1.50E-08	1.0E+06	1.5E-02
325	0.17522	3.78E-03	6.6E-04	6.05E-04	4.01E-07	0.84	4.71E-02	1.58E-08	1.0E+06	1.6E-02
326	0.18791	3.78E-03	7.1E-04	6.05E-04	4.30E-07	0.84	4.71E-02	1.69E-08	1.0E+06	1.7E-02
327	0.19835	3.78E-03	7.5E-04	6.05E-04	4.54E-07	0.84	4.71E-02	1.79E-08	1.0E+06	1.8E-02
328	0.19382	3.78E-03	7.3E-04	6.05E-04	4.43E-07	0.84	4.71E-02	1.75E-08	1.0E+06	1.7E-02
329	0.07814	3.78E-03	3.0E-04	6.05E-04	1.79E-07	0.84	4.71E-02	7.04E-09	1.0E+06	7.0E-03
330	0.08389	3.78E-03	3.2E-04	6.05E-04	1.92E-07	0.84	4.71E-02	7.56E-09	1.0E+06	7.6E-03
331	0.08994	3.78E-03	3.4E-04	6.05E-04	2.06E-07	0.84	4.71E-02	8.10E-09	1.0E+06	8.1E-03
332	0.09698	3.78E-03	3.7E-04	6.05E-04	2.22E-07	0.84	4.71E-02	8.74E-09	1.0E+06	8.7E-03
333	0.10286	3.78E-03	3.9E-04	6.05E-04	2.35E-07	0.84	4.71E-02	9.27E-09	1.0E+06	9.3E-03
334	0.11087	3.78E-03	4.2E-04	6.05E-04	2.54E-07	0.84	4.71E-02	9.99E-09	1.0E+06	1.0E-02
335	0.11907	3.78E-03	4.5E-04	6.05E-04	2.72E-07	0.84	4.71E-02	1.07E-08	1.0E+06	1.1E-02
336	0.12718	3.78E-03	4.8E-04	6.05E-04	2.91E-07	0.84	4.71E-02	1.15E-08	1.0E+06	1.1E-02
337	0.13617	3.78E-03	5.1E-04	6.05E-04	3.11E-07	0.84	4.71E-02	1.23E-08	1.0E+06	1.2E-02
338	0.14557	3.78E-03	5.5E-04	6.05E-04	3.33E-07	0.84	4.71E-02	1.31E-08	1.0E+06	1.3E-02
339	0.15323	3.78E-03	5.8E-04	6.05E-04	3.50E-07	0.84	4.71E-02	1.38E-08	1.0E+06	1.4E-02

Ventura Ranch

P3 (off) - Building Construction

							Cancer Risk from 2 to 16 years			
Receptor #	Conc	g/sec	Cair	Dose Constant	Dose	ED	Risk Constant	Risk	Constant 2	Risk/ Million
340	0.15885	3.78E-03	6.0E-04	6.05E-04	3.63E-07	0.84	4.71E-02	1.43E-08	1.0E+06	1.4E-02
341	0.16961	3.78E-03	6.4E-04	6.05E-04	3.88E-07	0.84	4.71E-02	1.53E-08	1.0E+06	1.5E-02
342	0.1781	3.78E-03	6.7E-04	6.05E-04	4.07E-07	0.84	4.71E-02	1.60E-08	1.0E+06	1.6E-02
343	0.1716	3.78E-03	6.5E-04	6.05E-04	3.92E-07	0.84	4.71E-02	1.55E-08	1.0E+06	1.5E-02
344	0.16323	3.78E-03	6.2E-04	6.05E-04	3.73E-07	0.84	4.71E-02	1.47E-08	1.0E+06	1.5E-02
345	0.07307	3.78E-03	2.8E-04	6.05E-04	1.67E-07	0.84	4.71E-02	6.58E-09	1.0E+06	6.6E-03
346	0.07889	3.78E-03	3.0E-04	6.05E-04	1.80E-07	0.84	4.71E-02	7.11E-09	1.0E+06	7.1E-03
347	0.08457	3.78E-03	3.2E-04	6.05E-04	1.93E-07	0.84	4.71E-02	7.62E-09	1.0E+06	7.6E-03
348	0.09101	3.78E-03	3.4E-04	6.05E-04	2.08E-07	0.84	4.71E-02	8.20E-09	1.0E+06	8.2E-03
349	0.09666	3.78E-03	3.7E-04	6.05E-04	2.21E-07	0.84	4.71E-02	8.71E-09	1.0E+06	8.7E-03
350	0.10349	3.78E-03	3.9E-04	6.05E-04	2.37E-07	0.84	4.71E-02	9.32E-09	1.0E+06	9.3E-03
351	0.11058	3.78E-03	4.2E-04	6.05E-04	2.53E-07	0.84	4.71E-02	9.96E-09	1.0E+06	1.0E-02
352	0.11864	3.78E-03	4.5E-04	6.05E-04	2.71E-07	0.84	4.71E-02	1.07E-08	1.0E+06	1.1E-02
353	0.12575	3.78E-03	4.8E-04	6.05E-04	2.88E-07	0.84	4.71E-02	1.13E-08	1.0E+06	1.1E-02
354	0.13378	3.78E-03	5.1E-04	6.05E-04	3.06E-07	0.84	4.71E-02	1.21E-08	1.0E+06	1.2E-02
355	0.14082	3.78E-03	5.3E-04	6.05E-04	3.22E-07	0.84	4.71E-02	1.27E-08	1.0E+06	1.3E-02
356	0.1449	3.78E-03	5.5E-04	6.05E-04	3.31E-07	0.84	4.71E-02	1.31E-08	1.0E+06	1.3E-02
357	0.15425	3.78E-03	5.8E-04	6.05E-04	3.53E-07	0.84	4.71E-02	1.39E-08	1.0E+06	1.4E-02
358	0.16143	3.78E-03	6.1E-04	6.05E-04	3.69E-07	0.84	4.71E-02	1.45E-08	1.0E+06	1.5E-02
359	0.15804	3.78E-03	6.0E-04	6.05E-04	3.61E-07	0.84	4.71E-02	1.42E-08	1.0E+06	1.4E-02
360	0.1439	3.78E-03	5.4E-04	6.05E-04	3.29E-07	0.84	4.71E-02	1.30E-08	1.0E+06	1.3E-02

Ventura Ranch
P3 (off) - Building Construction

Max Cancer Risk Cancer Risk	
Receptor #	**Total Risk/ Million**
1	1.8E-01
2	1.9E-01
3	2.0E-01
4	2.1E-01
5	2.1E-01
6	2.1E-01
7	2.0E-01
8	1.9E-01
9	1.7E-01
10	1.6E-01
11	1.4E-01
12	1.2E-01
13	1.0E-01
14	8.2E-02
15	6.0E-02
16	4.6E-02
17	3.2E-02
18	2.5E-02
19	1.8E-02
20	1.5E-02
21	1.2E-02
22	2.2E-01
23	2.1E-01
24	1.9E-01
25	1.7E-01
26	1.5E-01
27	1.3E-01
28	1.1E-01
29	8.6E-02
30	6.3E-02
31	4.3E-02

Max	**Receptor #**	
0.966	122	Res

Chronic Non Cancer Risk	
REL	**HI Offroad**
5	1.51E-03
5	1.62E-03
5	1.71E-03
5	1.77E-03
5	1.79E-03
5	1.76E-03
5	1.70E-03
5	1.59E-03
5	1.46E-03
5	1.31E-03
5	1.15E-03
5	9.92E-04
5	8.35E-04
5	6.91E-04
5	5.01E-04
5	3.86E-04
5	2.66E-04
5	2.09E-04
5	1.54E-04
5	1.23E-04
5	9.75E-05
5	1.85E-03
5	1.73E-03
5	1.59E-03
5	1.42E-03
5	1.24E-03
5	1.06E-03
5	8.83E-04
5	7.25E-04
5	5.30E-04
5	3.63E-04

Max	**Receptor #**	
8.104E-03	122	Res

Ventura Ranch
P3 (off) - Building Construction

Max Cancer Risk Cancer Risk		*Chronic Non Cancer Risk*	
Receptor #	Total Risk/ Million	REL	HI Offroad
32	2.5E-02	5	2.11E-04
33	2.1E-02	5	1.74E-04
34	1.9E-02	5	1.55E-04
35	9.2E-02	5	7.69E-04
36	6.5E-02	5	5.48E-04
37	9.1E-02	5	7.65E-04
38	1.1E-01	5	9.20E-04
39	1.3E-01	5	1.10E-03
40	1.6E-01	5	1.31E-03
41	8.9E-02	5	7.50E-04
42	1.1E-01	5	9.10E-04
43	1.3E-01	5	1.10E-03
44	1.6E-01	5	1.34E-03
45	1.9E-01	5	1.61E-03
46	3.0E-01	5	2.54E-03
47	2.8E-01	5	2.31E-03
48	1.1E-01	5	8.93E-04
49	1.3E-01	5	1.10E-03
50	1.6E-01	5	1.35E-03
51	2.0E-01	5	1.65E-03
52	3.4E-01	5	2.83E-03
53	3.1E-01	5	2.57E-03
54	2.7E-01	5	2.25E-03
55	1.3E-01	5	1.07E-03
56	1.6E-01	5	1.34E-03
57	2.0E-01	5	1.67E-03
58	2.4E-01	5	2.03E-03
59	3.8E-01	5	3.18E-03
60	3.4E-01	5	2.88E-03
61	3.0E-01	5	2.51E-03
62	4.3E-01	5	3.61E-03

Ventura Ranch
P3 (off) - Building Construction

Max Cancer Risk Cancer Risk		*Chronic Non Cancer Risk*	
Receptor #	Total Risk/ Million	REL	HI Offroad
63	3.9E-01	5	3.26E-03
64	3.4E-01	5	2.82E-03
65	4.4E-01	5	3.72E-03
66	9.4E-02	5	7.92E-04
67	1.2E-01	5	1.00E-03
68	4.3E-02	5	3.58E-04
69	3.0E-02	5	2.48E-04
70	2.3E-02	5	1.91E-04
71	1.9E-02	5	1.59E-04
72	9.2E-02	5	7.72E-04
73	1.2E-01	5	9.73E-04
74	7.4E-02	5	6.17E-04
75	4.5E-02	5	3.78E-04
76	3.2E-02	5	2.69E-04
77	2.5E-02	5	2.11E-04
78	2.2E-02	5	1.82E-04
79	9.0E-02	5	7.56E-04
80	1.1E-01	5	9.44E-04
81	7.5E-02	5	6.28E-04
82	4.8E-02	5	4.01E-04
83	3.7E-02	5	3.14E-04
84	3.2E-02	5	2.68E-04
85	2.6E-02	5	2.22E-04
86	8.9E-02	5	7.50E-04
87	1.2E-01	5	9.95E-04
88	5.6E-02	5	4.71E-04
89	7.5E-02	5	6.32E-04
90	6.1E-02	5	5.10E-04
91	6.9E-02	5	5.83E-04
92	8.0E-02	5	6.72E-04
93	5.5E-02	5	4.65E-04

Ventura Ranch
P3 (off) - Building Construction

Max Cancer Risk Cancer Risk		*Chronic Non Cancer Risk*	
Receptor #	Total Risk/ Million	REL	HI Offroad
94	6.3E-02	5	5.26E-04
95	7.1E-02	5	5.98E-04
96	8.4E-02	5	7.01E-04
97	9.9E-02	5	8.35E-04
98	1.2E-01	5	9.94E-04
99	4.9E-02	5	4.14E-04
100	5.5E-02	5	4.61E-04
101	6.2E-02	5	5.18E-04
102	7.1E-02	5	5.96E-04
103	8.3E-02	5	6.96E-04
104	9.9E-02	5	8.29E-04
105	1.2E-01	5	1.01E-03
106	1.5E-01	5	1.27E-03
107	2.0E-01	5	1.69E-03
108	2.9E-01	5	2.46E-03
109	4.3E-02	5	3.60E-04
110	4.7E-02	5	3.95E-04
111	5.2E-02	5	4.39E-04
112	6.0E-02	5	5.00E-04
113	6.8E-02	5	5.68E-04
114	7.8E-02	5	6.52E-04
115	9.1E-02	5	7.67E-04
116	1.1E-01	5	9.21E-04
117	1.4E-01	5	1.14E-03
118	1.8E-01	5	1.47E-03
119	2.4E-01	5	2.04E-03
120	3.9E-01	5	3.31E-03
121	6.6E-01	5	5.52E-03
122	9.7E-01	5	8.10E-03
123	3.7E-02	5	3.07E-04
124	4.0E-02	5	3.32E-04

Ventura Ranch
P3 (off) - Building Construction

Max Cancer Risk Cancer Risk		*Chronic Non Cancer Risk*	
Receptor #	Total Risk/ Million	REL	HI Offroad
125	4.3E-02	5	3.64E-04
126	4.9E-02	5	4.08E-04
127	5.4E-02	5	4.52E-04
128	6.0E-02	5	5.06E-04
129	6.9E-02	5	5.80E-04
130	8.0E-02	5	6.68E-04
131	9.4E-02	5	7.85E-04
132	1.1E-01	5	9.49E-04
133	1.4E-01	5	1.21E-03
134	2.0E-01	5	1.69E-03
135	2.9E-01	5	2.42E-03
136	4.0E-01	5	3.34E-03
137	5.2E-01	5	4.35E-03
138	6.2E-01	5	5.21E-03
139	3.1E-02	5	2.59E-04
140	3.3E-02	5	2.77E-04
141	3.6E-02	5	3.00E-04
142	3.9E-02	5	3.30E-04
143	4.3E-02	5	3.59E-04
144	4.7E-02	5	3.94E-04
145	5.2E-02	5	4.40E-04
146	5.9E-02	5	4.95E-04
147	6.8E-02	5	5.68E-04
148	7.8E-02	5	6.54E-04
149	9.5E-02	5	8.00E-04
150	1.2E-01	5	1.04E-03
151	1.6E-01	5	1.36E-03
152	2.1E-01	5	1.72E-03
153	2.7E-01	5	2.27E-03
154	3.2E-01	5	2.72E-03
155	2.6E-02	5	2.19E-04

Ventura Ranch
P3 (off) - Building Construction

Max Cancer Risk Cancer Risk		*Chronic Non Cancer Risk*	
Receptor #	Total Risk/ Million	REL	HI Offroad
156	2.8E-02	5	2.31E-04
157	2.9E-02	5	2.47E-04
158	3.2E-02	5	2.68E-04
159	3.4E-02	5	2.87E-04
160	3.7E-02	5	3.11E-04
161	4.1E-02	5	3.42E-04
162	4.5E-02	5	3.78E-04
163	5.1E-02	5	4.29E-04
164	5.8E-02	5	4.89E-04
165	6.9E-02	5	5.82E-04
166	8.7E-02	5	7.27E-04
167	1.1E-01	5	8.92E-04
168	1.3E-01	5	1.08E-03
169	1.6E-01	5	1.35E-03
170	1.9E-01	5	1.59E-03
171	2.2E-02	5	1.85E-04
172	2.3E-02	5	1.94E-04
173	2.4E-02	5	2.05E-04
174	2.6E-02	5	2.19E-04
175	2.8E-02	5	2.33E-04
176	3.0E-02	5	2.51E-04
177	3.2E-02	5	2.72E-04
178	3.6E-02	5	3.00E-04
179	4.0E-02	5	3.39E-04
180	4.6E-02	5	3.83E-04
181	5.3E-02	5	4.41E-04
182	6.4E-02	5	5.39E-04
183	7.7E-02	5	6.44E-04
184	8.9E-02	5	7.46E-04
185	1.1E-01	5	9.00E-04
186	1.2E-01	5	1.03E-03

Ventura Ranch
P3 (off) - Building Construction

Max Cancer Risk Cancer Risk		*Chronic Non Cancer Risk*	
Receptor #	Total Risk/ Million	REL	HI Offroad
187	1.9E-02	5	1.57E-04
188	1.9E-02	5	1.63E-04
189	2.0E-02	5	1.71E-04
190	2.2E-02	5	1.82E-04
191	2.3E-02	5	1.93E-04
192	2.5E-02	5	2.07E-04
193	2.7E-02	5	2.23E-04
194	2.9E-02	5	2.46E-04
195	3.3E-02	5	2.77E-04
196	3.7E-02	5	3.12E-04
197	4.2E-02	5	3.55E-04
198	5.1E-02	5	4.24E-04
199	5.9E-02	5	4.93E-04
200	6.5E-02	5	5.47E-04
201	7.7E-02	5	6.44E-04
202	8.6E-02	5	7.24E-04
203	1.6E-02	5	1.34E-04
204	1.7E-02	5	1.39E-04
205	1.7E-02	5	1.45E-04
206	1.8E-02	5	1.54E-04
207	1.9E-02	5	1.63E-04
208	2.1E-02	5	1.76E-04
209	2.2E-02	5	1.88E-04
210	2.5E-02	5	2.07E-04
211	2.8E-02	5	2.32E-04
212	3.1E-02	5	2.58E-04
213	3.5E-02	5	2.96E-04
214	4.1E-02	5	3.46E-04
215	4.7E-02	5	3.93E-04
216	5.0E-02	5	4.20E-04
217	5.8E-02	5	4.84E-04

Ventura Ranch
P3 (off) - Building Construction

Max Cancer Risk Cancer Risk		*Chronic Non Cancer Risk*	
Receptor #	Total Risk/ Million	REL	HI Offroad
218	6.4E-02	5	5.40E-04
219	1.4E-02	5	1.15E-04
220	1.4E-02	5	1.19E-04
221	1.5E-02	5	1.25E-04
222	1.6E-02	5	1.32E-04
223	1.7E-02	5	1.41E-04
224	1.8E-02	5	1.52E-04
225	1.9E-02	5	1.62E-04
226	2.1E-02	5	1.78E-04
227	2.3E-02	5	1.97E-04
228	2.6E-02	5	2.22E-04
229	3.0E-02	5	2.53E-04
230	3.5E-02	5	2.90E-04
231	3.7E-02	5	3.13E-04
232	4.0E-02	5	3.33E-04
233	4.5E-02	5	3.78E-04
234	5.0E-02	5	4.16E-04
235	1.2E-02	5	1.00E-04
236	1.2E-02	5	1.04E-04
237	1.3E-02	5	1.09E-04
238	1.4E-02	5	1.16E-04
239	1.5E-02	5	1.23E-04
240	1.6E-02	5	1.33E-04
241	1.7E-02	5	1.44E-04
242	1.8E-02	5	1.53E-04
243	2.1E-02	5	1.73E-04
244	2.3E-02	5	1.93E-04
245	2.6E-02	5	2.19E-04
246	2.9E-02	5	2.46E-04
247	3.0E-02	5	2.50E-04
248	3.3E-02	5	2.74E-04

Ventura Ranch
P3 (off) - Building Construction

Max Cancer Risk Cancer Risk		*Chronic Non Cancer Risk*	
Receptor #	Total Risk/ Million	REL	HI Offroad
249	3.6E-02	5	3.03E-04
250	3.9E-02	5	3.29E-04
251	1.1E-02	5	8.86E-05
252	1.1E-02	5	9.22E-05
253	1.2E-02	5	9.69E-05
254	1.2E-02	5	1.03E-04
255	1.3E-02	5	1.09E-04
256	1.4E-02	5	1.18E-04
257	1.5E-02	5	1.29E-04
258	1.6E-02	5	1.37E-04
259	1.8E-02	5	1.53E-04
260	2.0E-02	5	1.70E-04
261	2.3E-02	5	1.90E-04
262	2.5E-02	5	2.12E-04
263	2.5E-02	5	2.10E-04
264	2.8E-02	5	2.32E-04
265	2.9E-02	5	2.44E-04
266	3.1E-02	5	2.61E-04
267	9.4E-03	5	7.91E-05
268	9.9E-03	5	8.28E-05
269	1.0E-02	5	8.72E-05
270	1.1E-02	5	9.29E-05
271	1.2E-02	5	9.84E-05
272	1.3E-02	5	1.07E-04
273	1.4E-02	5	1.17E-04
274	1.5E-02	5	1.25E-04
275	1.6E-02	5	1.36E-04
276	1.8E-02	5	1.52E-04
277	2.0E-02	5	1.64E-04
278	2.1E-02	5	1.75E-04
279	2.2E-02	5	1.86E-04

Ventura Ranch
P3 (off) - Building Construction

Max Cancer Risk Cancer Risk		*Chronic Non Cancer Risk*	
Receptor #	Total Risk/ Million	REL	HI Offroad
280	2.4E-02	5	2.02E-04
281	2.5E-02	5	2.10E-04
282	2.7E-02	5	2.24E-04
283	8.5E-03	5	7.14E-05
284	9.0E-03	5	7.51E-05
285	9.5E-03	5	7.94E-05
286	1.0E-02	5	8.48E-05
287	1.1E-02	5	9.03E-05
288	1.2E-02	5	9.75E-05
289	1.3E-02	5	1.06E-04
290	1.4E-02	5	1.15E-04
291	1.5E-02	5	1.24E-04
292	1.6E-02	5	1.36E-04
293	1.7E-02	5	1.46E-04
294	1.9E-02	5	1.56E-04
295	2.0E-02	5	1.66E-04
296	2.1E-02	5	1.77E-04
297	2.2E-02	5	1.84E-04
298	2.3E-02	5	1.93E-04
299	8.2E-03	5	6.89E-05
300	8.7E-03	5	7.31E-05
301	9.3E-03	5	7.82E-05
302	1.0E-02	5	8.45E-05
303	1.1E-02	5	9.07E-05
304	1.2E-02	5	9.77E-05
305	1.3E-02	5	1.06E-04
306	1.4E-02	5	1.14E-04
307	1.5E-02	5	1.23E-04
308	1.6E-02	5	1.32E-04

Ventura Ranch
P3 (off) - Building Construction

Max Cancer Risk Cancer Risk		*Chronic Non Cancer Risk*	
Receptor #	Total Risk/ Million	REL	HI Offroad
309	1.7E-02	5	1.39E-04
310	1.8E-02	5	1.47E-04
311	1.9E-02	5	1.58E-04
312	2.0E-02	5	1.68E-04
313	2.0E-02	5	1.67E-04
314	7.6E-03	5	6.36E-05
315	8.1E-03	5	6.78E-05
316	8.7E-03	5	7.27E-05
317	9.4E-03	5	7.85E-05
318	9.9E-03	5	8.32E-05
319	1.1E-02	5	9.02E-05
320	1.2E-02	5	9.78E-05
321	1.2E-02	5	1.04E-04
322	1.3E-02	5	1.12E-04
323	1.4E-02	5	1.20E-04
324	1.5E-02	5	1.26E-04
325	1.6E-02	5	1.32E-04
326	1.7E-02	5	1.42E-04
327	1.8E-02	5	1.50E-04
328	1.7E-02	5	1.47E-04
329	7.0E-03	5	5.91E-05
330	7.6E-03	5	6.34E-05
331	8.1E-03	5	6.80E-05
332	8.7E-03	5	7.33E-05
333	9.3E-03	5	7.78E-05
334	1.0E-02	5	8.38E-05
335	1.1E-02	5	9.00E-05
336	1.1E-02	5	9.61E-05
337	1.2E-02	5	1.03E-04
338	1.3E-02	5	1.10E-04
339	1.4E-02	5	1.16E-04

Ventura Ranch
P3 (off) - Building Construction

Max Cancer Risk Cancer Risk		*Chronic Non Cancer Risk*	
Receptor #	Total Risk/ Million	REL	HI Offroad
340	1.4E-02	5	1.20E-04
341	1.5E-02	5	1.28E-04
342	1.6E-02	5	1.35E-04
343	1.5E-02	5	1.30E-04
344	1.5E-02	5	1.23E-04
345	6.6E-03	5	5.52E-05
346	7.1E-03	5	5.96E-05
347	7.6E-03	5	6.39E-05
348	8.2E-03	5	6.88E-05
349	8.7E-03	5	7.31E-05
350	9.3E-03	5	7.82E-05
351	1.0E-02	5	8.36E-05
352	1.1E-02	5	8.97E-05
353	1.1E-02	5	9.51E-05
354	1.2E-02	5	1.01E-04
355	1.3E-02	5	1.06E-04
356	1.3E-02	5	1.10E-04
357	1.4E-02	5	1.17E-04
358	1.5E-02	5	1.22E-04
359	1.4E-02	5	1.19E-04
360	1.3E-02	5	1.09E-04

Ventura Ranch

P3 (off) - Building Construction Haul or Vendor Risk

		Cancer Risk from 2 to 16 years								
Receptor #	Conc	g/sec	Cair	Dose Constant	Dose	ED	Risk Constant	Risk	Constant 2	Risk/ Million
1	0.27315	2.40E-06	6.5E-07	6.05E-04	3.96E-10	0.84	4.71E-02	1.56E-11	1.0E+06	1.6E-05
2	0.25932	2.40E-06	6.2E-07	6.05E-04	3.76E-10	0.84	4.71E-02	1.48E-11	1.0E+06	1.5E-05
3	0.24831	2.40E-06	5.9E-07	6.05E-04	3.60E-10	0.84	4.71E-02	1.42E-11	1.0E+06	1.4E-05
4	0.23859	2.40E-06	5.7E-07	6.05E-04	3.46E-10	0.84	4.71E-02	1.36E-11	1.0E+06	1.4E-05
5	0.22897	2.40E-06	5.5E-07	6.05E-04	3.32E-10	0.84	4.71E-02	1.31E-11	1.0E+06	1.3E-05
6	0.21609	2.40E-06	5.2E-07	6.05E-04	3.13E-10	0.84	4.71E-02	1.23E-11	1.0E+06	1.2E-05
7	0.20281	2.40E-06	4.9E-07	6.05E-04	2.94E-10	0.84	4.71E-02	1.16E-11	1.0E+06	1.2E-05
8	0.19034	2.40E-06	4.6E-07	6.05E-04	2.76E-10	0.84	4.71E-02	1.09E-11	1.0E+06	1.1E-05
9	0.17571	2.40E-06	4.2E-07	6.05E-04	2.55E-10	0.84	4.71E-02	1.00E-11	1.0E+06	1.0E-05
10	0.16101	2.40E-06	3.9E-07	6.05E-04	2.33E-10	0.84	4.71E-02	9.19E-12	1.0E+06	9.2E-06
11	0.14724	2.40E-06	3.5E-07	6.05E-04	2.13E-10	0.84	4.71E-02	8.41E-12	1.0E+06	8.4E-06
12	0.13459	2.40E-06	3.2E-07	6.05E-04	1.95E-10	0.84	4.71E-02	7.68E-12	1.0E+06	7.7E-06
13	0.1224	2.40E-06	2.9E-07	6.05E-04	1.77E-10	0.84	4.71E-02	6.99E-12	1.0E+06	7.0E-06
14	0.1112	2.40E-06	2.7E-07	6.05E-04	1.61E-10	0.84	4.71E-02	6.35E-12	1.0E+06	6.3E-06
15	0.10302	2.40E-06	2.5E-07	6.05E-04	1.49E-10	0.84	4.71E-02	5.88E-12	1.0E+06	5.9E-06
16	0.09592	2.40E-06	2.3E-07	6.05E-04	1.39E-10	0.84	4.71E-02	5.48E-12	1.0E+06	5.5E-06
17	0.08104	2.40E-06	1.9E-07	6.05E-04	1.17E-10	0.84	4.71E-02	4.63E-12	1.0E+06	4.6E-06
18	0.07653	2.40E-06	1.8E-07	6.05E-04	1.11E-10	0.84	4.71E-02	4.37E-12	1.0E+06	4.4E-06
19	0.0675	2.40E-06	1.6E-07	6.05E-04	9.78E-11	0.84	4.71E-02	3.85E-12	1.0E+06	3.9E-06
20	0.06248	2.40E-06	1.5E-07	6.05E-04	9.05E-11	0.84	4.71E-02	3.57E-12	1.0E+06	3.6E-06
21	0.05649	2.40E-06	1.4E-07	6.05E-04	8.19E-11	0.84	4.71E-02	3.23E-12	1.0E+06	3.2E-06
22	0.20923	2.40E-06	5.0E-07	6.05E-04	3.03E-10	0.84	4.71E-02	1.19E-11	1.0E+06	1.2E-05
23	0.19546	2.40E-06	4.7E-07	6.05E-04	2.83E-10	0.84	4.71E-02	1.12E-11	1.0E+06	1.1E-05
24	0.18164	2.40E-06	4.4E-07	6.05E-04	2.63E-10	0.84	4.71E-02	1.04E-11	1.0E+06	1.0E-05
25	0.16816	2.40E-06	4.0E-07	6.05E-04	2.44E-10	0.84	4.71E-02	9.60E-12	1.0E+06	9.6E-06
26	0.15452	2.40E-06	3.7E-07	6.05E-04	2.24E-10	0.84	4.71E-02	8.82E-12	1.0E+06	8.8E-06
27	0.13999	2.40E-06	3.4E-07	6.05E-04	2.03E-10	0.84	4.71E-02	7.99E-12	1.0E+06	8.0E-06
28	0.12585	2.40E-06	3.0E-07	6.05E-04	1.82E-10	0.84	4.71E-02	7.18E-12	1.0E+06	7.2E-06
29	0.11535	2.40E-06	2.8E-07	6.05E-04	1.67E-10	0.84	4.71E-02	6.59E-12	1.0E+06	6.6E-06
30	0.10967	2.40E-06	2.6E-07	6.05E-04	1.59E-10	0.84	4.71E-02	6.26E-12	1.0E+06	6.3E-06
31	0.09173	2.40E-06	2.2E-07	6.05E-04	1.33E-10	0.84	4.71E-02	5.24E-12	1.0E+06	5.2E-06

Ventura Ranch

P3 (off) - Building Construction Haul or Vendor Risk

		Cancer Risk from 2 to 16 years								
Receptor #	Conc	g/sec	Cair	Dose Constant	Dose	ED	Risk Constant	Risk	Constant 2	Risk/ Million
32	0.07026	2.40E-06	1.7E-07	6.05E-04	1.02E-10	0.84	4.71E-02	4.01E-12	1.0E+06	4.0E-06
33	0.06847	2.40E-06	1.6E-07	6.05E-04	9.92E-11	0.84	4.71E-02	3.91E-12	1.0E+06	3.9E-06
34	0.0699	2.40E-06	1.7E-07	6.05E-04	1.01E-10	0.84	4.71E-02	3.99E-12	1.0E+06	4.0E-06
35	0.13203	2.40E-06	3.2E-07	6.05E-04	1.91E-10	0.84	4.71E-02	7.54E-12	1.0E+06	7.5E-06
36	0.11424	2.40E-06	2.7E-07	6.05E-04	1.66E-10	0.84	4.71E-02	6.52E-12	1.0E+06	6.5E-06
37	0.59905	2.40E-06	1.4E-06	6.05E-04	8.68E-10	0.84	4.71E-02	3.42E-11	1.0E+06	3.4E-05
38	0.52159	2.40E-06	1.2E-06	6.05E-04	7.56E-10	0.84	4.71E-02	2.98E-11	1.0E+06	3.0E-05
39	0.45967	2.40E-06	1.1E-06	6.05E-04	6.66E-10	0.84	4.71E-02	2.62E-11	1.0E+06	2.6E-05
40	0.41289	2.40E-06	9.9E-07	6.05E-04	5.98E-10	0.84	4.71E-02	2.36E-11	1.0E+06	2.4E-05
41	0.66058	2.40E-06	1.6E-06	6.05E-04	9.57E-10	0.84	4.71E-02	3.77E-11	1.0E+06	3.8E-05
42	0.57043	2.40E-06	1.4E-06	6.05E-04	8.27E-10	0.84	4.71E-02	3.26E-11	1.0E+06	3.3E-05
43	0.49903	2.40E-06	1.2E-06	6.05E-04	7.23E-10	0.84	4.71E-02	2.85E-11	1.0E+06	2.8E-05
44	0.44544	2.40E-06	1.1E-06	6.05E-04	6.46E-10	0.84	4.71E-02	2.54E-11	1.0E+06	2.5E-05
45	0.406	2.40E-06	9.7E-07	6.05E-04	5.88E-10	0.84	4.71E-02	2.32E-11	1.0E+06	2.3E-05
46	0.22884	2.40E-06	5.5E-07	6.05E-04	3.32E-10	0.84	4.71E-02	1.31E-11	1.0E+06	1.3E-05
47	0.21212	2.40E-06	5.1E-07	6.05E-04	3.07E-10	0.84	4.71E-02	1.21E-11	1.0E+06	1.2E-05
48	0.62767	2.40E-06	1.5E-06	6.05E-04	9.10E-10	0.84	4.71E-02	3.58E-11	1.0E+06	3.6E-05
49	0.54418	2.40E-06	1.3E-06	6.05E-04	7.89E-10	0.84	4.71E-02	3.11E-11	1.0E+06	3.1E-05
50	0.48257	2.40E-06	1.2E-06	6.05E-04	6.99E-10	0.84	4.71E-02	2.76E-11	1.0E+06	2.8E-05
51	0.43873	2.40E-06	1.1E-06	6.05E-04	6.36E-10	0.84	4.71E-02	2.50E-11	1.0E+06	2.5E-05
52	0.24121	2.40E-06	5.8E-07	6.05E-04	3.50E-10	0.84	4.71E-02	1.38E-11	1.0E+06	1.4E-05
53	0.22198	2.40E-06	5.3E-07	6.05E-04	3.22E-10	0.84	4.71E-02	1.27E-11	1.0E+06	1.3E-05
54	0.20776	2.40E-06	5.0E-07	6.05E-04	3.01E-10	0.84	4.71E-02	1.19E-11	1.0E+06	1.2E-05
55	0.59869	2.40E-06	1.4E-06	6.05E-04	8.68E-10	0.84	4.71E-02	3.42E-11	1.0E+06	3.4E-05
56	0.52756	2.40E-06	1.3E-06	6.05E-04	7.65E-10	0.84	4.71E-02	3.01E-11	1.0E+06	3.0E-05
57	0.47756	2.40E-06	1.1E-06	6.05E-04	6.92E-10	0.84	4.71E-02	2.73E-11	1.0E+06	2.7E-05
58	0.4413	2.40E-06	1.1E-06	6.05E-04	6.40E-10	0.84	4.71E-02	2.52E-11	1.0E+06	2.5E-05
59	0.25411	2.40E-06	6.1E-07	6.05E-04	3.68E-10	0.84	4.71E-02	1.45E-11	1.0E+06	1.5E-05
60	0.2347	2.40E-06	5.6E-07	6.05E-04	3.40E-10	0.84	4.71E-02	1.34E-11	1.0E+06	1.3E-05
61	0.21828	2.40E-06	5.2E-07	6.05E-04	3.16E-10	0.84	4.71E-02	1.25E-11	1.0E+06	1.2E-05
62	0.26761	2.40E-06	6.4E-07	6.05E-04	3.88E-10	0.84	4.71E-02	1.53E-11	1.0E+06	1.5E-05

Ventura Ranch

P3 (off) - Building Construction Haul or Vendor Risk

		Cancer Risk from 2 to 16 years								
Receptor #	Conc	g/sec	Cair	Dose Constant	Dose	ED	Risk Constant	Risk	Constant 2	Risk/ Million
63	0.24748	2.40E-06	5.9E-07	6.05E-04	3.59E-10	0.84	4.71E-02	1.41E-11	1.0E+06	1.4E-05
64	0.22779	2.40E-06	5.5E-07	6.05E-04	3.30E-10	0.84	4.71E-02	1.30E-11	1.0E+06	1.3E-05
65	0.26071	2.40E-06	6.2E-07	6.05E-04	3.78E-10	0.84	4.71E-02	1.49E-11	1.0E+06	1.5E-05
66	1.01211	2.40E-06	2.4E-06	6.05E-04	1.47E-09	0.84	4.71E-02	5.78E-11	1.0E+06	5.8E-05
67	0.8335	2.40E-06	2.0E-06	6.05E-04	1.21E-09	0.84	4.71E-02	4.76E-11	1.0E+06	4.8E-05
68	0.12834	2.40E-06	3.1E-07	6.05E-04	1.86E-10	0.84	4.71E-02	7.33E-12	1.0E+06	7.3E-06
69	0.10493	2.40E-06	2.5E-07	6.05E-04	1.52E-10	0.84	4.71E-02	5.99E-12	1.0E+06	6.0E-06
70	0.09134	2.40E-06	2.2E-07	6.05E-04	1.32E-10	0.84	4.71E-02	5.21E-12	1.0E+06	5.2E-06
71	0.0831	2.40E-06	2.0E-07	6.05E-04	1.20E-10	0.84	4.71E-02	4.74E-12	1.0E+06	4.7E-06
72	1.18101	2.40E-06	2.8E-06	6.05E-04	1.71E-09	0.84	4.71E-02	6.74E-11	1.0E+06	6.7E-05
73	0.95471	2.40E-06	2.3E-06	6.05E-04	1.38E-09	0.84	4.71E-02	5.45E-11	1.0E+06	5.5E-05
74	0.16012	2.40E-06	3.8E-07	6.05E-04	2.32E-10	0.84	4.71E-02	9.14E-12	1.0E+06	9.1E-06
75	0.13616	2.40E-06	3.3E-07	6.05E-04	1.97E-10	0.84	4.71E-02	7.77E-12	1.0E+06	7.8E-06
76	0.11261	2.40E-06	2.7E-07	6.05E-04	1.63E-10	0.84	4.71E-02	6.43E-12	1.0E+06	6.4E-06
77	0.09787	2.40E-06	2.3E-07	6.05E-04	1.42E-10	0.84	4.71E-02	5.59E-12	1.0E+06	5.6E-06
78	0.09175	2.40E-06	2.2E-07	6.05E-04	1.33E-10	0.84	4.71E-02	5.24E-12	1.0E+06	5.2E-06
79	1.41082	2.40E-06	3.4E-06	6.05E-04	2.04E-09	0.84	4.71E-02	8.05E-11	1.0E+06	8.1E-05
80	1.11586	2.40E-06	2.7E-06	6.05E-04	1.62E-09	0.84	4.71E-02	6.37E-11	1.0E+06	6.4E-05
81	0.16124	2.40E-06	3.9E-07	6.05E-04	2.34E-10	0.84	4.71E-02	9.21E-12	1.0E+06	9.2E-06
82	0.14458	2.40E-06	3.5E-07	6.05E-04	2.10E-10	0.84	4.71E-02	8.25E-12	1.0E+06	8.3E-06
83	0.13346	2.40E-06	3.2E-07	6.05E-04	1.93E-10	0.84	4.71E-02	7.62E-12	1.0E+06	7.6E-06
84	0.12969	2.40E-06	3.1E-07	6.05E-04	1.88E-10	0.84	4.71E-02	7.40E-12	1.0E+06	7.4E-06
85	0.11177	2.40E-06	2.7E-07	6.05E-04	1.62E-10	0.84	4.71E-02	6.38E-12	1.0E+06	6.4E-06
86	1.73854	2.40E-06	4.2E-06	6.05E-04	2.52E-09	0.84	4.71E-02	9.93E-11	1.0E+06	9.9E-05
87	1.29237	2.40E-06	3.1E-06	6.05E-04	1.87E-09	0.84	4.71E-02	7.38E-11	1.0E+06	7.4E-05
88	0.15899	2.40E-06	3.8E-07	6.05E-04	2.30E-10	0.84	4.71E-02	9.08E-12	1.0E+06	9.1E-06
89	15.57642	2.40E-06	3.7E-05	6.05E-04	2.26E-08	0.84	4.71E-02	8.89E-10	1.0E+06	8.9E-04
90	11.44535	2.40E-06	2.7E-05	6.05E-04	1.66E-08	0.84	4.71E-02	6.53E-10	1.0E+06	6.5E-04
91	18.20645	2.40E-06	4.4E-05	6.05E-04	2.64E-08	0.84	4.71E-02	1.04E-09	1.0E+06	1.0E-03
92	11.18143	2.40E-06	2.7E-05	6.05E-04	1.62E-08	0.84	4.71E-02	6.38E-10	1.0E+06	6.4E-04
93	20.95114	2.40E-06	5.0E-05	6.05E-04	3.04E-08	0.84	4.71E-02	1.20E-09	1.0E+06	1.2E-03

Ventura Ranch

P3 (off) - Building Construction Haul or Vendor Risk

		Cancer Risk from 2 to 16 years								
Receptor #	Conc	g/sec	Cair	Dose Constant	Dose	ED	Risk Constant	Risk	Constant 2	Risk/ Million
94	13.01504	2.40E-06	3.1E-05	6.05E-04	1.89E-08	0.84	4.71E-02	7.43E-10	1.0E+06	7.4E-04
95	9.07432	2.40E-06	2.2E-05	6.05E-04	1.32E-08	0.84	4.71E-02	5.18E-10	1.0E+06	5.2E-04
96	6.64905	2.40E-06	1.6E-05	6.05E-04	9.64E-09	0.84	4.71E-02	3.80E-10	1.0E+06	3.8E-04
97	4.99337	2.40E-06	1.2E-05	6.05E-04	7.24E-09	0.84	4.71E-02	2.85E-10	1.0E+06	2.9E-04
98	3.88847	2.40E-06	9.3E-06	6.05E-04	5.64E-09	0.84	4.71E-02	2.22E-10	1.0E+06	2.2E-04
99	13.73986	2.40E-06	3.3E-05	6.05E-04	1.99E-08	0.84	4.71E-02	7.84E-10	1.0E+06	7.8E-04
100	9.8886	2.40E-06	2.4E-05	6.05E-04	1.43E-08	0.84	4.71E-02	5.65E-10	1.0E+06	5.6E-04
101	7.48414	2.40E-06	1.8E-05	6.05E-04	1.08E-08	0.84	4.71E-02	4.27E-10	1.0E+06	4.3E-04
102	5.78575	2.40E-06	1.4E-05	6.05E-04	8.38E-09	0.84	4.71E-02	3.30E-10	1.0E+06	3.3E-04
103	4.54733	2.40E-06	1.1E-05	6.05E-04	6.59E-09	0.84	4.71E-02	2.60E-10	1.0E+06	2.6E-04
104	3.59595	2.40E-06	8.6E-06	6.05E-04	5.21E-09	0.84	4.71E-02	2.05E-10	1.0E+06	2.1E-04
105	2.88391	2.40E-06	6.9E-06	6.05E-04	4.18E-09	0.84	4.71E-02	1.65E-10	1.0E+06	1.6E-04
106	2.36163	2.40E-06	5.7E-06	6.05E-04	3.42E-09	0.84	4.71E-02	1.35E-10	1.0E+06	1.3E-04
107	1.97939	2.40E-06	4.7E-06	6.05E-04	2.87E-09	0.84	4.71E-02	1.13E-10	1.0E+06	1.1E-04
108	1.68254	2.40E-06	4.0E-06	6.05E-04	2.44E-09	0.84	4.71E-02	9.61E-11	1.0E+06	9.6E-05
109	10.18663	2.40E-06	2.4E-05	6.05E-04	1.48E-08	0.84	4.71E-02	5.82E-10	1.0E+06	5.8E-04
110	7.89632	2.40E-06	1.9E-05	6.05E-04	1.14E-08	0.84	4.71E-02	4.51E-10	1.0E+06	4.5E-04
111	6.24097	2.40E-06	1.5E-05	6.05E-04	9.04E-09	0.84	4.71E-02	3.56E-10	1.0E+06	3.6E-04
112	4.87072	2.40E-06	1.2E-05	6.05E-04	7.06E-09	0.84	4.71E-02	2.78E-10	1.0E+06	2.8E-04
113	3.98433	2.40E-06	9.5E-06	6.05E-04	5.77E-09	0.84	4.71E-02	2.27E-10	1.0E+06	2.3E-04
114	3.32243	2.40E-06	8.0E-06	6.05E-04	4.82E-09	0.84	4.71E-02	1.90E-10	1.0E+06	1.9E-04
115	2.73196	2.40E-06	6.5E-06	6.05E-04	3.96E-09	0.84	4.71E-02	1.56E-10	1.0E+06	1.6E-04
116	2.28217	2.40E-06	5.5E-06	6.05E-04	3.31E-09	0.84	4.71E-02	1.30E-10	1.0E+06	1.3E-04
117	1.93216	2.40E-06	4.6E-06	6.05E-04	2.80E-09	0.84	4.71E-02	1.10E-10	1.0E+06	1.1E-04
118	1.64379	2.40E-06	3.9E-06	6.05E-04	2.38E-09	0.84	4.71E-02	9.38E-11	1.0E+06	9.4E-05
119	1.40249	2.40E-06	3.4E-06	6.05E-04	2.03E-09	0.84	4.71E-02	8.01E-11	1.0E+06	8.0E-05
120	1.20465	2.40E-06	2.9E-06	6.05E-04	1.75E-09	0.84	4.71E-02	6.88E-11	1.0E+06	6.9E-05
121	1.04736	2.40E-06	2.5E-06	6.05E-04	1.52E-09	0.84	4.71E-02	5.98E-11	1.0E+06	6.0E-05
122	0.90873	2.40E-06	2.2E-06	6.05E-04	1.32E-09	0.84	4.71E-02	5.19E-11	1.0E+06	5.2E-05
123	8.06251	2.40E-06	1.9E-05	6.05E-04	1.17E-08	0.84	4.71E-02	4.60E-10	1.0E+06	4.6E-04
124	6.51863	2.40E-06	1.6E-05	6.05E-04	9.45E-09	0.84	4.71E-02	3.72E-10	1.0E+06	3.7E-04

Ventura Ranch

P3 (off) - Building Construction Haul or Vendor Risk

		Cancer Risk from 2 to 16 years								
Receptor #	Conc	g/sec	Cair	Dose Constant	Dose	ED	Risk Constant	Risk	Constant 2	Risk/ Million
125	5.30279	2.40E-06	1.3E-05	6.05E-04	7.69E-09	0.84	4.71E-02	3.03E-10	1.0E+06	3.0E-04
126	4.14953	2.40E-06	9.9E-06	6.05E-04	6.01E-09	0.84	4.71E-02	2.37E-10	1.0E+06	2.4E-04
127	3.52466	2.40E-06	8.4E-06	6.05E-04	5.11E-09	0.84	4.71E-02	2.01E-10	1.0E+06	2.0E-04
128	3.00801	2.40E-06	7.2E-06	6.05E-04	4.36E-09	0.84	4.71E-02	1.72E-10	1.0E+06	1.7E-04
129	2.42478	2.40E-06	5.8E-06	6.05E-04	3.51E-09	0.84	4.71E-02	1.38E-10	1.0E+06	1.4E-04
130	2.08531	2.40E-06	5.0E-06	6.05E-04	3.02E-09	0.84	4.71E-02	1.19E-10	1.0E+06	1.2E-04
131	1.82868	2.40E-06	4.4E-06	6.05E-04	2.65E-09	0.84	4.71E-02	1.04E-10	1.0E+06	1.0E-04
132	1.5757	2.40E-06	3.8E-06	6.05E-04	2.28E-09	0.84	4.71E-02	9.00E-11	1.0E+06	9.0E-05
133	1.37384	2.40E-06	3.3E-06	6.05E-04	1.99E-09	0.84	4.71E-02	7.84E-11	1.0E+06	7.8E-05
134	1.21308	2.40E-06	2.9E-06	6.05E-04	1.76E-09	0.84	4.71E-02	6.93E-11	1.0E+06	6.9E-05
135	1.06348	2.40E-06	2.5E-06	6.05E-04	1.54E-09	0.84	4.71E-02	6.07E-11	1.0E+06	6.1E-05
136	0.93164	2.40E-06	2.2E-06	6.05E-04	1.35E-09	0.84	4.71E-02	5.32E-11	1.0E+06	5.3E-05
137	0.82157	2.40E-06	2.0E-06	6.05E-04	1.19E-09	0.84	4.71E-02	4.69E-11	1.0E+06	4.7E-05
138	0.71713	2.40E-06	1.7E-06	6.05E-04	1.04E-09	0.84	4.71E-02	4.09E-11	1.0E+06	4.1E-05
139	6.61237	2.40E-06	1.6E-05	6.05E-04	9.58E-09	0.84	4.71E-02	3.78E-10	1.0E+06	3.8E-04
140	5.52987	2.40E-06	1.3E-05	6.05E-04	8.01E-09	0.84	4.71E-02	3.16E-10	1.0E+06	3.2E-04
141	4.58597	2.40E-06	1.1E-05	6.05E-04	6.65E-09	0.84	4.71E-02	2.62E-10	1.0E+06	2.6E-04
142	3.61614	2.40E-06	8.7E-06	6.05E-04	5.24E-09	0.84	4.71E-02	2.06E-10	1.0E+06	2.1E-04
143	3.15758	2.40E-06	7.6E-06	6.05E-04	4.58E-09	0.84	4.71E-02	1.80E-10	1.0E+06	1.8E-04
144	2.71604	2.40E-06	6.5E-06	6.05E-04	3.94E-09	0.84	4.71E-02	1.55E-10	1.0E+06	1.6E-04
145	2.20625	2.40E-06	5.3E-06	6.05E-04	3.20E-09	0.84	4.71E-02	1.26E-10	1.0E+06	1.3E-04
146	1.93656	2.40E-06	4.6E-06	6.05E-04	2.81E-09	0.84	4.71E-02	1.11E-10	1.0E+06	1.1E-04
147	1.71451	2.40E-06	4.1E-06	6.05E-04	2.48E-09	0.84	4.71E-02	9.79E-11	1.0E+06	9.8E-05
148	1.46985	2.40E-06	3.5E-06	6.05E-04	2.13E-09	0.84	4.71E-02	8.39E-11	1.0E+06	8.4E-05
149	1.29854	2.40E-06	3.1E-06	6.05E-04	1.88E-09	0.84	4.71E-02	7.41E-11	1.0E+06	7.4E-05
150	1.17389	2.40E-06	2.8E-06	6.05E-04	1.70E-09	0.84	4.71E-02	6.70E-11	1.0E+06	6.7E-05
151	1.03333	2.40E-06	2.5E-06	6.05E-04	1.50E-09	0.84	4.71E-02	5.90E-11	1.0E+06	5.9E-05
152	0.90876	2.40E-06	2.2E-06	6.05E-04	1.32E-09	0.84	4.71E-02	5.19E-11	1.0E+06	5.2E-05
153	0.82556	2.40E-06	2.0E-06	6.05E-04	1.20E-09	0.84	4.71E-02	4.71E-11	1.0E+06	4.7E-05
154	0.73055	2.40E-06	1.7E-06	6.05E-04	1.06E-09	0.84	4.71E-02	4.17E-11	1.0E+06	4.2E-05
155	5.61883	2.40E-06	1.3E-05	6.05E-04	8.14E-09	0.84	4.71E-02	3.21E-10	1.0E+06	3.2E-04

Ventura Ranch

P3 (off) - Building Construction Haul or Vendor Risk

		Cancer Risk from 2 to 16 years								
Receptor #	Conc	g/sec	Cair	Dose Constant	Dose	ED	Risk Constant	Risk	Constant 2	Risk/ Million
156	4.79418	2.40E-06	1.1E-05	6.05E-04	6.95E-09	0.84	4.71E-02	2.74E-10	1.0E+06	2.7E-04
157	4.02371	2.40E-06	9.6E-06	6.05E-04	5.83E-09	0.84	4.71E-02	2.30E-10	1.0E+06	2.3E-04
158	3.19956	2.40E-06	7.7E-06	6.05E-04	4.64E-09	0.84	4.71E-02	1.83E-10	1.0E+06	1.8E-04
159	2.83648	2.40E-06	6.8E-06	6.05E-04	4.11E-09	0.84	4.71E-02	1.62E-10	1.0E+06	1.6E-04
160	2.46405	2.40E-06	5.9E-06	6.05E-04	3.57E-09	0.84	4.71E-02	1.41E-10	1.0E+06	1.4E-04
161	2.02437	2.40E-06	4.8E-06	6.05E-04	2.93E-09	0.84	4.71E-02	1.16E-10	1.0E+06	1.2E-04
162	1.79538	2.40E-06	4.3E-06	6.05E-04	2.60E-09	0.84	4.71E-02	1.02E-10	1.0E+06	1.0E-04
163	1.60527	2.40E-06	3.8E-06	6.05E-04	2.33E-09	0.84	4.71E-02	9.16E-11	1.0E+06	9.2E-05
164	1.38759	2.40E-06	3.3E-06	6.05E-04	2.01E-09	0.84	4.71E-02	7.92E-11	1.0E+06	7.9E-05
165	1.23382	2.40E-06	3.0E-06	6.05E-04	1.79E-09	0.84	4.71E-02	7.04E-11	1.0E+06	7.0E-05
166	1.12484	2.40E-06	2.7E-06	6.05E-04	1.63E-09	0.84	4.71E-02	6.42E-11	1.0E+06	6.4E-05
167	0.99751	2.40E-06	2.4E-06	6.05E-04	1.45E-09	0.84	4.71E-02	5.69E-11	1.0E+06	5.7E-05
168	0.87538	2.40E-06	2.1E-06	6.05E-04	1.27E-09	0.84	4.71E-02	5.00E-11	1.0E+06	5.0E-05
169	0.80333	2.40E-06	1.9E-06	6.05E-04	1.16E-09	0.84	4.71E-02	4.59E-11	1.0E+06	4.6E-05
170	0.71866	2.40E-06	1.7E-06	6.05E-04	1.04E-09	0.84	4.71E-02	4.10E-11	1.0E+06	4.1E-05
171	4.89369	2.40E-06	1.2E-05	6.05E-04	7.09E-09	0.84	4.71E-02	2.79E-10	1.0E+06	2.8E-04
172	4.23822	2.40E-06	1.0E-05	6.05E-04	6.14E-09	0.84	4.71E-02	2.42E-10	1.0E+06	2.4E-04
173	3.5815	2.40E-06	8.6E-06	6.05E-04	5.19E-09	0.84	4.71E-02	2.04E-10	1.0E+06	2.0E-04
174	2.8665	2.40E-06	6.9E-06	6.05E-04	4.15E-09	0.84	4.71E-02	1.64E-10	1.0E+06	1.6E-04
175	2.55401	2.40E-06	6.1E-06	6.05E-04	3.70E-09	0.84	4.71E-02	1.46E-10	1.0E+06	1.5E-04
176	2.2436	2.40E-06	5.4E-06	6.05E-04	3.25E-09	0.84	4.71E-02	1.28E-10	1.0E+06	1.3E-04
177	1.86418	2.40E-06	4.5E-06	6.05E-04	2.70E-09	0.84	4.71E-02	1.06E-10	1.0E+06	1.1E-04
178	1.66048	2.40E-06	4.0E-06	6.05E-04	2.41E-09	0.84	4.71E-02	9.48E-11	1.0E+06	9.5E-05
179	1.49454	2.40E-06	3.6E-06	6.05E-04	2.17E-09	0.84	4.71E-02	8.53E-11	1.0E+06	8.5E-05
180	1.30111	2.40E-06	3.1E-06	6.05E-04	1.89E-09	0.84	4.71E-02	7.43E-11	1.0E+06	7.4E-05
181	1.15995	2.40E-06	2.8E-06	6.05E-04	1.68E-09	0.84	4.71E-02	6.62E-11	1.0E+06	6.6E-05
182	1.06517	2.40E-06	2.6E-06	6.05E-04	1.54E-09	0.84	4.71E-02	6.08E-11	1.0E+06	6.1E-05
183	0.95092	2.40E-06	2.3E-06	6.05E-04	1.38E-09	0.84	4.71E-02	5.43E-11	1.0E+06	5.4E-05
184	0.8363	2.40E-06	2.0E-06	6.05E-04	1.21E-09	0.84	4.71E-02	4.77E-11	1.0E+06	4.8E-05
185	0.77225	2.40E-06	1.8E-06	6.05E-04	1.12E-09	0.84	4.71E-02	4.41E-11	1.0E+06	4.4E-05
186	0.69601	2.40E-06	1.7E-06	6.05E-04	1.01E-09	0.84	4.71E-02	3.97E-11	1.0E+06	4.0E-05

Ventura Ranch

P3 (off) - Building Construction Haul or Vendor Risk

		Cancer Risk from 2 to 16 years								
Receptor #	Conc	g/sec	Cair	Dose Constant	Dose	ED	Risk Constant	Risk	Constant 2	Risk/ Million
187	4.36778	2.40E-06	1.0E-05	6.05E-04	6.33E-09	0.84	4.71E-02	2.49E-10	1.0E+06	2.5E-04
188	3.80089	2.40E-06	9.1E-06	6.05E-04	5.51E-09	0.84	4.71E-02	2.17E-10	1.0E+06	2.2E-04
189	3.22347	2.40E-06	7.7E-06	6.05E-04	4.67E-09	0.84	4.71E-02	1.84E-10	1.0E+06	1.8E-04
190	2.5863	2.40E-06	6.2E-06	6.05E-04	3.75E-09	0.84	4.71E-02	1.48E-10	1.0E+06	1.5E-04
191	2.31388	2.40E-06	5.5E-06	6.05E-04	3.35E-09	0.84	4.71E-02	1.32E-10	1.0E+06	1.3E-04
192	2.05249	2.40E-06	4.9E-06	6.05E-04	2.97E-09	0.84	4.71E-02	1.17E-10	1.0E+06	1.2E-04
193	1.71095	2.40E-06	4.1E-06	6.05E-04	2.48E-09	0.84	4.71E-02	9.77E-11	1.0E+06	9.8E-05
194	1.53079	2.40E-06	3.7E-06	6.05E-04	2.22E-09	0.84	4.71E-02	8.74E-11	1.0E+06	8.7E-05
195	1.38985	2.40E-06	3.3E-06	6.05E-04	2.01E-09	0.84	4.71E-02	7.93E-11	1.0E+06	7.9E-05
196	1.21992	2.40E-06	2.9E-06	6.05E-04	1.77E-09	0.84	4.71E-02	6.96E-11	1.0E+06	7.0E-05
197	1.09269	2.40E-06	2.6E-06	6.05E-04	1.58E-09	0.84	4.71E-02	6.24E-11	1.0E+06	6.2E-05
198	1.00881	2.40E-06	2.4E-06	6.05E-04	1.46E-09	0.84	4.71E-02	5.76E-11	1.0E+06	5.8E-05
199	0.90597	2.40E-06	2.2E-06	6.05E-04	1.31E-09	0.84	4.71E-02	5.17E-11	1.0E+06	5.2E-05
200	0.79278	2.40E-06	1.9E-06	6.05E-04	1.15E-09	0.84	4.71E-02	4.53E-11	1.0E+06	4.5E-05
201	0.73859	2.40E-06	1.8E-06	6.05E-04	1.07E-09	0.84	4.71E-02	4.22E-11	1.0E+06	4.2E-05
202	0.67144	2.40E-06	1.6E-06	6.05E-04	9.73E-10	0.84	4.71E-02	3.83E-11	1.0E+06	3.8E-05
203	3.9794	2.40E-06	9.5E-06	6.05E-04	5.77E-09	0.84	4.71E-02	2.27E-10	1.0E+06	2.3E-04
204	3.46719	2.40E-06	8.3E-06	6.05E-04	5.02E-09	0.84	4.71E-02	1.98E-10	1.0E+06	2.0E-04
205	2.95601	2.40E-06	7.1E-06	6.05E-04	4.28E-09	0.84	4.71E-02	1.69E-10	1.0E+06	1.7E-04
206	2.37539	2.40E-06	5.7E-06	6.05E-04	3.44E-09	0.84	4.71E-02	1.36E-10	1.0E+06	1.4E-04
207	2.11394	2.40E-06	5.1E-06	6.05E-04	3.06E-09	0.84	4.71E-02	1.21E-10	1.0E+06	1.2E-04
208	1.88754	2.40E-06	4.5E-06	6.05E-04	2.74E-09	0.84	4.71E-02	1.08E-10	1.0E+06	1.1E-04
209	1.58052	2.40E-06	3.8E-06	6.05E-04	2.29E-09	0.84	4.71E-02	9.02E-11	1.0E+06	9.0E-05
210	1.41196	2.40E-06	3.4E-06	6.05E-04	2.05E-09	0.84	4.71E-02	8.06E-11	1.0E+06	8.1E-05
211	1.28783	2.40E-06	3.1E-06	6.05E-04	1.87E-09	0.84	4.71E-02	7.35E-11	1.0E+06	7.4E-05
212	1.14851	2.40E-06	2.8E-06	6.05E-04	1.66E-09	0.84	4.71E-02	6.56E-11	1.0E+06	6.6E-05
213	1.03851	2.40E-06	2.5E-06	6.05E-04	1.51E-09	0.84	4.71E-02	5.93E-11	1.0E+06	5.9E-05
214	0.96226	2.40E-06	2.3E-06	6.05E-04	1.39E-09	0.84	4.71E-02	5.49E-11	1.0E+06	5.5E-05
215	0.86395	2.40E-06	2.1E-06	6.05E-04	1.25E-09	0.84	4.71E-02	4.93E-11	1.0E+06	4.9E-05
216	0.7513	2.40E-06	1.8E-06	6.05E-04	1.09E-09	0.84	4.71E-02	4.29E-11	1.0E+06	4.3E-05
217	0.70358	2.40E-06	1.7E-06	6.05E-04	1.02E-09	0.84	4.71E-02	4.02E-11	1.0E+06	4.0E-05

Ventura Ranch

P3 (off) - Building Construction Haul or Vendor Risk

		Cancer Risk from 2 to 16 years								
Receptor #	Conc	g/sec	Cair	Dose Constant	Dose	ED	Risk Constant	Risk	Constant 2	Risk/ Million
218	0.64811	2.40E-06	1.6E-06	6.05E-04	9.39E-10	0.84	4.71E-02	3.70E-11	1.0E+06	3.7E-05
219	3.66138	2.40E-06	8.8E-06	6.05E-04	5.31E-09	0.84	4.71E-02	2.09E-10	1.0E+06	2.1E-04
220	3.20101	2.40E-06	7.7E-06	6.05E-04	4.64E-09	0.84	4.71E-02	1.83E-10	1.0E+06	1.8E-04
221	2.73219	2.40E-06	6.5E-06	6.05E-04	3.96E-09	0.84	4.71E-02	1.56E-10	1.0E+06	1.6E-04
222	2.20339	2.40E-06	5.3E-06	6.05E-04	3.19E-09	0.84	4.71E-02	1.26E-10	1.0E+06	1.3E-04
223	1.94883	2.40E-06	4.7E-06	6.05E-04	2.82E-09	0.84	4.71E-02	1.11E-10	1.0E+06	1.1E-04
224	1.73834	2.40E-06	4.2E-06	6.05E-04	2.52E-09	0.84	4.71E-02	9.92E-11	1.0E+06	9.9E-05
225	1.48285	2.40E-06	3.6E-06	6.05E-04	2.15E-09	0.84	4.71E-02	8.47E-11	1.0E+06	8.5E-05
226	1.30979	2.40E-06	3.1E-06	6.05E-04	1.90E-09	0.84	4.71E-02	7.48E-11	1.0E+06	7.5E-05
227	1.1994	2.40E-06	2.9E-06	6.05E-04	1.74E-09	0.84	4.71E-02	6.85E-11	1.0E+06	6.8E-05
228	1.08286	2.40E-06	2.6E-06	6.05E-04	1.57E-09	0.84	4.71E-02	6.18E-11	1.0E+06	6.2E-05
229	0.99514	2.40E-06	2.4E-06	6.05E-04	1.44E-09	0.84	4.71E-02	5.68E-11	1.0E+06	5.7E-05
230	0.91976	2.40E-06	2.2E-06	6.05E-04	1.33E-09	0.84	4.71E-02	5.25E-11	1.0E+06	5.3E-05
231	0.80234	2.40E-06	1.9E-06	6.05E-04	1.16E-09	0.84	4.71E-02	4.58E-11	1.0E+06	4.6E-05
232	0.71245	2.40E-06	1.7E-06	6.05E-04	1.03E-09	0.84	4.71E-02	4.07E-11	1.0E+06	4.1E-05
233	0.67073	2.40E-06	1.6E-06	6.05E-04	9.72E-10	0.84	4.71E-02	3.83E-11	1.0E+06	3.8E-05
234	0.62035	2.40E-06	1.5E-06	6.05E-04	8.99E-10	0.84	4.71E-02	3.54E-11	1.0E+06	3.5E-05
235	3.39092	2.40E-06	8.1E-06	6.05E-04	4.91E-09	0.84	4.71E-02	1.94E-10	1.0E+06	1.9E-04
236	2.97217	2.40E-06	7.1E-06	6.05E-04	4.31E-09	0.84	4.71E-02	1.70E-10	1.0E+06	1.7E-04
237	2.54207	2.40E-06	6.1E-06	6.05E-04	3.68E-09	0.84	4.71E-02	1.45E-10	1.0E+06	1.5E-04
238	2.07519	2.40E-06	5.0E-06	6.05E-04	3.01E-09	0.84	4.71E-02	1.18E-10	1.0E+06	1.2E-04
239	1.80708	2.40E-06	4.3E-06	6.05E-04	2.62E-09	0.84	4.71E-02	1.03E-10	1.0E+06	1.0E-04
240	1.62604	2.40E-06	3.9E-06	6.05E-04	2.36E-09	0.84	4.71E-02	9.28E-11	1.0E+06	9.3E-05
241	1.41878	2.40E-06	3.4E-06	6.05E-04	2.06E-09	0.84	4.71E-02	8.10E-11	1.0E+06	8.1E-05
242	1.22129	2.40E-06	2.9E-06	6.05E-04	1.77E-09	0.84	4.71E-02	6.97E-11	1.0E+06	7.0E-05
243	1.12972	2.40E-06	2.7E-06	6.05E-04	1.64E-09	0.84	4.71E-02	6.45E-11	1.0E+06	6.4E-05
244	1.03008	2.40E-06	2.5E-06	6.05E-04	1.49E-09	0.84	4.71E-02	5.88E-11	1.0E+06	5.9E-05
245	0.95441	2.40E-06	2.3E-06	6.05E-04	1.38E-09	0.84	4.71E-02	5.45E-11	1.0E+06	5.4E-05
246	0.88044	2.40E-06	2.1E-06	6.05E-04	1.28E-09	0.84	4.71E-02	5.03E-11	1.0E+06	5.0E-05
247	0.73693	2.40E-06	1.8E-06	6.05E-04	1.07E-09	0.84	4.71E-02	4.21E-11	1.0E+06	4.2E-05
248	0.68162	2.40E-06	1.6E-06	6.05E-04	9.88E-10	0.84	4.71E-02	3.89E-11	1.0E+06	3.9E-05

Ventura Ranch

P3 (off) - Building Construction Haul or Vendor Risk

		Cancer Risk from 2 to 16 years								
Receptor #	Conc	g/sec	Cair	Dose Constant	Dose	ED	Risk Constant	Risk	Constant 2	Risk/ Million
249	0.63868	2.40E-06	1.5E-06	6.05E-04	9.26E-10	0.84	4.71E-02	3.65E-11	1.0E+06	3.6E-05
250	0.59265	2.40E-06	1.4E-06	6.05E-04	8.59E-10	0.84	4.71E-02	3.38E-11	1.0E+06	3.4E-05
251	3.19575	2.40E-06	7.7E-06	6.05E-04	4.63E-09	0.84	4.71E-02	1.82E-10	1.0E+06	1.8E-04
252	2.76951	2.40E-06	6.6E-06	6.05E-04	4.01E-09	0.84	4.71E-02	1.58E-10	1.0E+06	1.6E-04
253	2.38914	2.40E-06	5.7E-06	6.05E-04	3.46E-09	0.84	4.71E-02	1.36E-10	1.0E+06	1.4E-04
254	2.00279	2.40E-06	4.8E-06	6.05E-04	2.90E-09	0.84	4.71E-02	1.14E-10	1.0E+06	1.1E-04
255	1.68993	2.40E-06	4.0E-06	6.05E-04	2.45E-09	0.84	4.71E-02	9.65E-11	1.0E+06	9.6E-05
256	1.53663	2.40E-06	3.7E-06	6.05E-04	2.23E-09	0.84	4.71E-02	8.77E-11	1.0E+06	8.8E-05
257	1.364	2.40E-06	3.3E-06	6.05E-04	1.98E-09	0.84	4.71E-02	7.79E-11	1.0E+06	7.8E-05
258	1.1574	2.40E-06	2.8E-06	6.05E-04	1.68E-09	0.84	4.71E-02	6.61E-11	1.0E+06	6.6E-05
259	1.06634	2.40E-06	2.6E-06	6.05E-04	1.55E-09	0.84	4.71E-02	6.09E-11	1.0E+06	6.1E-05
260	0.97769	2.40E-06	2.3E-06	6.05E-04	1.42E-09	0.84	4.71E-02	5.58E-11	1.0E+06	5.6E-05
261	0.90503	2.40E-06	2.2E-06	6.05E-04	1.31E-09	0.84	4.71E-02	5.17E-11	1.0E+06	5.2E-05
262	0.84018	2.40E-06	2.0E-06	6.05E-04	1.22E-09	0.84	4.71E-02	4.80E-11	1.0E+06	4.8E-05
263	0.7006	2.40E-06	1.7E-06	6.05E-04	1.02E-09	0.84	4.71E-02	4.00E-11	1.0E+06	4.0E-05
264	0.6597	2.40E-06	1.6E-06	6.05E-04	9.56E-10	0.84	4.71E-02	3.77E-11	1.0E+06	3.8E-05
265	0.60324	2.40E-06	1.4E-06	6.05E-04	8.74E-10	0.84	4.71E-02	3.44E-11	1.0E+06	3.4E-05
266	0.55813	2.40E-06	1.3E-06	6.05E-04	8.09E-10	0.84	4.71E-02	3.19E-11	1.0E+06	3.2E-05
267	3.11959	2.40E-06	7.5E-06	6.05E-04	4.52E-09	0.84	4.71E-02	1.78E-10	1.0E+06	1.8E-04
268	2.58145	2.40E-06	6.2E-06	6.05E-04	3.74E-09	0.84	4.71E-02	1.47E-10	1.0E+06	1.5E-04
269	2.26569	2.40E-06	5.4E-06	6.05E-04	3.28E-09	0.84	4.71E-02	1.29E-10	1.0E+06	1.3E-04
270	1.95614	2.40E-06	4.7E-06	6.05E-04	2.83E-09	0.84	4.71E-02	1.12E-10	1.0E+06	1.1E-04
271	1.60196	2.40E-06	3.8E-06	6.05E-04	2.32E-09	0.84	4.71E-02	9.15E-11	1.0E+06	9.1E-05
272	1.45263	2.40E-06	3.5E-06	6.05E-04	2.11E-09	0.84	4.71E-02	8.29E-11	1.0E+06	8.3E-05
273	1.30412	2.40E-06	3.1E-06	6.05E-04	1.89E-09	0.84	4.71E-02	7.45E-11	1.0E+06	7.4E-05
274	1.13089	2.40E-06	2.7E-06	6.05E-04	1.64E-09	0.84	4.71E-02	6.46E-11	1.0E+06	6.5E-05
275	1.00821	2.40E-06	2.4E-06	6.05E-04	1.46E-09	0.84	4.71E-02	5.76E-11	1.0E+06	5.8E-05
276	0.93564	2.40E-06	2.2E-06	6.05E-04	1.36E-09	0.84	4.71E-02	5.34E-11	1.0E+06	5.3E-05
277	0.84125	2.40E-06	2.0E-06	6.05E-04	1.22E-09	0.84	4.71E-02	4.80E-11	1.0E+06	4.8E-05
278	0.75547	2.40E-06	1.8E-06	6.05E-04	1.09E-09	0.84	4.71E-02	4.31E-11	1.0E+06	4.3E-05
279	0.68855	2.40E-06	1.6E-06	6.05E-04	9.98E-10	0.84	4.71E-02	3.93E-11	1.0E+06	3.9E-05

Ventura Ranch

P3 (off) - Building Construction Haul or Vendor Risk

		Cancer Risk from 2 to 16 years								
Receptor #	Conc	g/sec	Cair	Dose Constant	Dose	ED	Risk Constant	Risk	Constant 2	Risk/ Million
280	0.64515	2.40E-06	1.5E-06	6.05E-04	9.35E-10	0.84	4.71E-02	3.68E-11	1.0E+06	3.7E-05
281	0.5882	2.40E-06	1.4E-06	6.05E-04	8.52E-10	0.84	4.71E-02	3.36E-11	1.0E+06	3.4E-05
282	0.54895	2.40E-06	1.3E-06	6.05E-04	7.96E-10	0.84	4.71E-02	3.13E-11	1.0E+06	3.1E-05
283	3.12407	2.40E-06	7.5E-06	6.05E-04	4.53E-09	0.84	4.71E-02	1.78E-10	1.0E+06	1.8E-04
284	2.44466	2.40E-06	5.9E-06	6.05E-04	3.54E-09	0.84	4.71E-02	1.40E-10	1.0E+06	1.4E-04
285	2.17069	2.40E-06	5.2E-06	6.05E-04	3.15E-09	0.84	4.71E-02	1.24E-10	1.0E+06	1.2E-04
286	1.88906	2.40E-06	4.5E-06	6.05E-04	2.74E-09	0.84	4.71E-02	1.08E-10	1.0E+06	1.1E-04
287	1.56333	2.40E-06	3.7E-06	6.05E-04	2.27E-09	0.84	4.71E-02	8.93E-11	1.0E+06	8.9E-05
288	1.37606	2.40E-06	3.3E-06	6.05E-04	1.99E-09	0.84	4.71E-02	7.86E-11	1.0E+06	7.9E-05
289	1.25716	2.40E-06	3.0E-06	6.05E-04	1.82E-09	0.84	4.71E-02	7.18E-11	1.0E+06	7.2E-05
290	1.11964	2.40E-06	2.7E-06	6.05E-04	1.62E-09	0.84	4.71E-02	6.39E-11	1.0E+06	6.4E-05
291	0.96908	2.40E-06	2.3E-06	6.05E-04	1.40E-09	0.84	4.71E-02	5.53E-11	1.0E+06	5.5E-05
292	0.89906	2.40E-06	2.2E-06	6.05E-04	1.30E-09	0.84	4.71E-02	5.13E-11	1.0E+06	5.1E-05
293	0.81305	2.40E-06	1.9E-06	6.05E-04	1.18E-09	0.84	4.71E-02	4.64E-11	1.0E+06	4.6E-05
294	0.74039	2.40E-06	1.8E-06	6.05E-04	1.07E-09	0.84	4.71E-02	4.23E-11	1.0E+06	4.2E-05
295	0.68021	2.40E-06	1.6E-06	6.05E-04	9.86E-10	0.84	4.71E-02	3.88E-11	1.0E+06	3.9E-05
296	0.63215	2.40E-06	1.5E-06	6.05E-04	9.16E-10	0.84	4.71E-02	3.61E-11	1.0E+06	3.6E-05
297	0.58027	2.40E-06	1.4E-06	6.05E-04	8.41E-10	0.84	4.71E-02	3.31E-11	1.0E+06	3.3E-05
298	0.53761	2.40E-06	1.3E-06	6.05E-04	7.79E-10	0.84	4.71E-02	3.07E-11	1.0E+06	3.1E-05
299	2.3673	2.40E-06	5.7E-06	6.05E-04	3.43E-09	0.84	4.71E-02	1.35E-10	1.0E+06	1.4E-04
300	2.07588	2.40E-06	5.0E-06	6.05E-04	3.01E-09	0.84	4.71E-02	1.19E-10	1.0E+06	1.2E-04
301	1.84684	2.40E-06	4.4E-06	6.05E-04	2.68E-09	0.84	4.71E-02	1.05E-10	1.0E+06	1.1E-04
302	1.60304	2.40E-06	3.8E-06	6.05E-04	2.32E-09	0.84	4.71E-02	9.15E-11	1.0E+06	9.2E-05
303	1.38056	2.40E-06	3.3E-06	6.05E-04	2.00E-09	0.84	4.71E-02	7.88E-11	1.0E+06	7.9E-05
304	1.21221	2.40E-06	2.9E-06	6.05E-04	1.76E-09	0.84	4.71E-02	6.92E-11	1.0E+06	6.9E-05
305	1.07733	2.40E-06	2.6E-06	6.05E-04	1.56E-09	0.84	4.71E-02	6.15E-11	1.0E+06	6.2E-05
306	0.95597	2.40E-06	2.3E-06	6.05E-04	1.39E-09	0.84	4.71E-02	5.46E-11	1.0E+06	5.5E-05
307	0.87173	2.40E-06	2.1E-06	6.05E-04	1.26E-09	0.84	4.71E-02	4.98E-11	1.0E+06	5.0E-05
308	0.79628	2.40E-06	1.9E-06	6.05E-04	1.15E-09	0.84	4.71E-02	4.55E-11	1.0E+06	4.5E-05

Ventura Ranch

P3 (off) - Building Construction Haul or Vendor Risk

		Cancer Risk from 2 to 16 years								
Receptor #	Conc	g/sec	Cair	Dose Constant	Dose	ED	Risk Constant	Risk	Constant 2	Risk/ Million
309	0.71892	2.40E-06	1.7E-06	6.05E-04	1.04E-09	0.84	4.71E-02	4.10E-11	1.0E+06	4.1E-05
310	0.66416	2.40E-06	1.6E-06	6.05E-04	9.63E-10	0.84	4.71E-02	3.79E-11	1.0E+06	3.8E-05
311	0.62531	2.40E-06	1.5E-06	6.05E-04	9.06E-10	0.84	4.71E-02	3.57E-11	1.0E+06	3.6E-05
312	0.58519	2.40E-06	1.4E-06	6.05E-04	8.48E-10	0.84	4.71E-02	3.34E-11	1.0E+06	3.3E-05
313	0.52414	2.40E-06	1.3E-06	6.05E-04	7.60E-10	0.84	4.71E-02	2.99E-11	1.0E+06	3.0E-05
314	2.42625	2.40E-06	5.8E-06	6.05E-04	3.52E-09	0.84	4.71E-02	1.39E-10	1.0E+06	1.4E-04
315	1.96962	2.40E-06	4.7E-06	6.05E-04	2.85E-09	0.84	4.71E-02	1.12E-10	1.0E+06	1.1E-04
316	1.77895	2.40E-06	4.3E-06	6.05E-04	2.58E-09	0.84	4.71E-02	1.02E-10	1.0E+06	1.0E-04
317	1.55978	2.40E-06	3.7E-06	6.05E-04	2.26E-09	0.84	4.71E-02	8.90E-11	1.0E+06	8.9E-05
318	1.27319	2.40E-06	3.0E-06	6.05E-04	1.85E-09	0.84	4.71E-02	7.27E-11	1.0E+06	7.3E-05
319	1.16767	2.40E-06	2.8E-06	6.05E-04	1.69E-09	0.84	4.71E-02	6.67E-11	1.0E+06	6.7E-05
320	1.05803	2.40E-06	2.5E-06	6.05E-04	1.53E-09	0.84	4.71E-02	6.04E-11	1.0E+06	6.0E-05
321	0.91141	2.40E-06	2.2E-06	6.05E-04	1.32E-09	0.84	4.71E-02	5.20E-11	1.0E+06	5.2E-05
322	0.84743	2.40E-06	2.0E-06	6.05E-04	1.23E-09	0.84	4.71E-02	4.84E-11	1.0E+06	4.8E-05
323	0.7818	2.40E-06	1.9E-06	6.05E-04	1.13E-09	0.84	4.71E-02	4.46E-11	1.0E+06	4.5E-05
324	0.7093	2.40E-06	1.7E-06	6.05E-04	1.03E-09	0.84	4.71E-02	4.05E-11	1.0E+06	4.0E-05
325	0.65216	2.40E-06	1.6E-06	6.05E-04	9.45E-10	0.84	4.71E-02	3.72E-11	1.0E+06	3.7E-05
326	0.61721	2.40E-06	1.5E-06	6.05E-04	8.94E-10	0.84	4.71E-02	3.52E-11	1.0E+06	3.5E-05
327	0.57761	2.40E-06	1.4E-06	6.05E-04	8.37E-10	0.84	4.71E-02	3.30E-11	1.0E+06	3.3E-05
328	0.5113	2.40E-06	1.2E-06	6.05E-04	7.41E-10	0.84	4.71E-02	2.92E-11	1.0E+06	2.9E-05
329	2.4358	2.40E-06	5.8E-06	6.05E-04	3.53E-09	0.84	4.71E-02	1.39E-10	1.0E+06	1.4E-04
330	1.87806	2.40E-06	4.5E-06	6.05E-04	2.72E-09	0.84	4.71E-02	1.07E-10	1.0E+06	1.1E-04
331	1.69884	2.40E-06	4.1E-06	6.05E-04	2.46E-09	0.84	4.71E-02	9.70E-11	1.0E+06	9.7E-05
332	1.50216	2.40E-06	3.6E-06	6.05E-04	2.18E-09	0.84	4.71E-02	8.58E-11	1.0E+06	8.6E-05
333	1.24376	2.40E-06	3.0E-06	6.05E-04	1.80E-09	0.84	4.71E-02	7.10E-11	1.0E+06	7.1E-05
334	1.13765	2.40E-06	2.7E-06	6.05E-04	1.65E-09	0.84	4.71E-02	6.49E-11	1.0E+06	6.5E-05
335	1.04077	2.40E-06	2.5E-06	6.05E-04	1.51E-09	0.84	4.71E-02	5.94E-11	1.0E+06	5.9E-05
336	0.90045	2.40E-06	2.2E-06	6.05E-04	1.30E-09	0.84	4.71E-02	5.14E-11	1.0E+06	5.1E-05
337	0.83257	2.40E-06	2.0E-06	6.05E-04	1.21E-09	0.84	4.71E-02	4.75E-11	1.0E+06	4.8E-05
338	0.77573	2.40E-06	1.9E-06	6.05E-04	1.12E-09	0.84	4.71E-02	4.43E-11	1.0E+06	4.4E-05
339	0.70836	2.40E-06	1.7E-06	6.05E-04	1.03E-09	0.84	4.71E-02	4.04E-11	1.0E+06	4.0E-05

Ventura Ranch

P3 (off) - Building Construction Haul or Vendor Risk

		Cancer Risk from 2 to 16 years								
Receptor #	Conc	g/sec	Cair	Dose Constant	Dose	ED	Risk Constant	Risk	Constant 2	Risk/ Million
340	0.64247	2.40E-06	1.5E-06	6.05E-04	9.31E-10	0.84	4.71E-02	3.67E-11	1.0E+06	3.7E-05
341	0.60896	2.40E-06	1.5E-06	6.05E-04	8.83E-10	0.84	4.71E-02	3.48E-11	1.0E+06	3.5E-05
342	0.56955	2.40E-06	1.4E-06	6.05E-04	8.25E-10	0.84	4.71E-02	3.25E-11	1.0E+06	3.3E-05
343	0.50006	2.40E-06	1.2E-06	6.05E-04	7.25E-10	0.84	4.71E-02	2.85E-11	1.0E+06	2.9E-05
344	0.4431	2.40E-06	1.1E-06	6.05E-04	6.42E-10	0.84	4.71E-02	2.53E-11	1.0E+06	2.5E-05
345	2.34	2.40E-06	5.6E-06	6.05E-04	3.39E-09	0.84	4.71E-02	1.34E-10	1.0E+06	1.3E-04
346	1.79496	2.40E-06	4.3E-06	6.05E-04	2.60E-09	0.84	4.71E-02	1.02E-10	1.0E+06	1.0E-04
347	1.62381	2.40E-06	3.9E-06	6.05E-04	2.35E-09	0.84	4.71E-02	9.27E-11	1.0E+06	9.3E-05
348	1.44603	2.40E-06	3.5E-06	6.05E-04	2.10E-09	0.84	4.71E-02	8.26E-11	1.0E+06	8.3E-05
349	1.22519	2.40E-06	2.9E-06	6.05E-04	1.78E-09	0.84	4.71E-02	6.99E-11	1.0E+06	7.0E-05
350	1.11205	2.40E-06	2.7E-06	6.05E-04	1.61E-09	0.84	4.71E-02	6.35E-11	1.0E+06	6.3E-05
351	1.0191	2.40E-06	2.4E-06	6.05E-04	1.48E-09	0.84	4.71E-02	5.82E-11	1.0E+06	5.8E-05
352	0.90144	2.40E-06	2.2E-06	6.05E-04	1.31E-09	0.84	4.71E-02	5.15E-11	1.0E+06	5.1E-05
353	0.82225	2.40E-06	2.0E-06	6.05E-04	1.19E-09	0.84	4.71E-02	4.69E-11	1.0E+06	4.7E-05
354	0.76898	2.40E-06	1.8E-06	6.05E-04	1.11E-09	0.84	4.71E-02	4.39E-11	1.0E+06	4.4E-05
355	0.70553	2.40E-06	1.7E-06	6.05E-04	1.02E-09	0.84	4.71E-02	4.03E-11	1.0E+06	4.0E-05
356	0.63303	2.40E-06	1.5E-06	6.05E-04	9.17E-10	0.84	4.71E-02	3.61E-11	1.0E+06	3.6E-05
357	0.60153	2.40E-06	1.4E-06	6.05E-04	8.72E-10	0.84	4.71E-02	3.43E-11	1.0E+06	3.4E-05
358	0.56302	2.40E-06	1.3E-06	6.05E-04	8.16E-10	0.84	4.71E-02	3.21E-11	1.0E+06	3.2E-05
359	0.49987	2.40E-06	1.2E-06	6.05E-04	7.24E-10	0.84	4.71E-02	2.85E-11	1.0E+06	2.9E-05
360	0.43163	2.40E-06	1.0E-06	6.05E-04	6.26E-10	0.84	4.71E-02	2.46E-11	1.0E+06	2.5E-05

Ventura Ranch

P3 (off) - Building Construction Haul or Vendor Risk

Max Cancer Risk Cancer Risk	
Receptor #	**Total Risk/ Million**
1	1.6E-05
2	1.5E-05
3	1.4E-05
4	1.4E-05
5	1.3E-05
6	1.2E-05
7	1.2E-05
8	1.1E-05
9	1.0E-05
10	9.2E-06
11	8.4E-06
12	7.7E-06
13	7.0E-06
14	6.3E-06
15	5.9E-06
16	5.5E-06
17	4.6E-06
18	4.4E-06
19	3.9E-06
20	3.6E-06
21	3.2E-06
22	1.2E-05
23	1.1E-05
24	1.0E-05
25	9.6E-06
26	8.8E-06
27	8.0E-06
28	7.2E-06
29	6.6E-06
30	6.3E-06
31	5.2E-06

Max	**Receptor #**	
0.001	93	Res

Chronic Non Cancer Risk	
REL	**HI Offroad**
5	1.31E-07
5	1.24E-07
5	1.19E-07
5	1.14E-07
5	1.10E-07
5	1.04E-07
5	9.72E-08
5	9.12E-08
5	8.42E-08
5	7.71E-08
5	7.05E-08
5	6.45E-08
5	5.86E-08
5	5.33E-08
5	4.94E-08
5	4.59E-08
5	3.88E-08
5	3.67E-08
5	3.23E-08
5	2.99E-08
5	2.71E-08
5	1.00E-07
5	9.36E-08
5	8.70E-08
5	8.06E-08
5	7.40E-08
5	6.71E-08
5	6.03E-08
5	5.53E-08
5	5.25E-08
5	4.39E-08

Max	**Receptor #**	
1.004E-05	93	Res

Ventura Ranch

P3 (off) - Building Construction Haul or Vendor Risk

Max Cancer Risk Cancer Risk		*Chronic Non Cancer Risk*	
Receptor #	Total Risk/ Million	REL	HI Offroad
32	4.0E-06	5	3.37E-08
33	3.9E-06	5	3.28E-08
34	4.0E-06	5	3.35E-08
35	7.5E-06	5	6.32E-08
36	6.5E-06	5	5.47E-08
37	3.4E-05	5	2.87E-07
38	3.0E-05	5	2.50E-07
39	2.6E-05	5	2.20E-07
40	2.4E-05	5	1.98E-07
41	3.8E-05	5	3.16E-07
42	3.3E-05	5	2.73E-07
43	2.8E-05	5	2.39E-07
44	2.5E-05	5	2.13E-07
45	2.3E-05	5	1.94E-07
46	1.3E-05	5	1.10E-07
47	1.2E-05	5	1.02E-07
48	3.6E-05	5	3.01E-07
49	3.1E-05	5	2.61E-07
50	2.8E-05	5	2.31E-07
51	2.5E-05	5	2.10E-07
52	1.4E-05	5	1.16E-07
53	1.3E-05	5	1.06E-07
54	1.2E-05	5	9.95E-08
55	3.4E-05	5	2.87E-07
56	3.0E-05	5	2.53E-07
57	2.7E-05	5	2.29E-07
58	2.5E-05	5	2.11E-07
59	1.5E-05	5	1.22E-07
60	1.3E-05	5	1.12E-07
61	1.2E-05	5	1.05E-07
62	1.5E-05	5	1.28E-07

Ventura Ranch

P3 (off) - Building Construction Haul or Vendor Risk

Max Cancer Risk Cancer Risk		*Chronic Non Cancer Risk*	
Receptor #	Total Risk/ Million	REL	HI Offroad
63	1.4E-05	5	1.19E-07
64	1.3E-05	5	1.09E-07
65	1.5E-05	5	1.25E-07
66	5.8E-05	5	4.85E-07
67	4.8E-05	5	3.99E-07
68	7.3E-06	5	6.15E-08
69	6.0E-06	5	5.03E-08
70	5.2E-06	5	4.38E-08
71	4.7E-06	5	3.98E-08
72	6.7E-05	5	5.66E-07
73	5.5E-05	5	4.57E-07
74	9.1E-06	5	7.67E-08
75	7.8E-06	5	6.52E-08
76	6.4E-06	5	5.39E-08
77	5.6E-06	5	4.69E-08
78	5.2E-06	5	4.40E-08
79	8.1E-05	5	6.76E-07
80	6.4E-05	5	5.35E-07
81	9.2E-06	5	7.72E-08
82	8.3E-06	5	6.93E-08
83	7.6E-06	5	6.39E-08
84	7.4E-06	5	6.21E-08
85	6.4E-06	5	5.35E-08
86	9.9E-05	5	8.33E-07
87	7.4E-05	5	6.19E-07
88	9.1E-06	5	7.62E-08
89	8.9E-04	5	7.46E-06
90	6.5E-04	5	5.48E-06
91	1.0E-03	5	8.72E-06
92	6.4E-04	5	5.36E-06
93	1.2E-03	5	1.00E-05

Ventura Ranch

P3 (off) - Building Construction Haul or Vendor Risk

Max Cancer Risk Cancer Risk		*Chronic Non Cancer Risk*	
Receptor #	Total Risk/ Million	REL	HI Offroad
94	7.4E-04	5	6.23E-06
95	5.2E-04	5	4.35E-06
96	3.8E-04	5	3.19E-06
97	2.9E-04	5	2.39E-06
98	2.2E-04	5	1.86E-06
99	7.8E-04	5	6.58E-06
100	5.6E-04	5	4.74E-06
101	4.3E-04	5	3.59E-06
102	3.3E-04	5	2.77E-06
103	2.6E-04	5	2.18E-06
104	2.1E-04	5	1.72E-06
105	1.6E-04	5	1.38E-06
106	1.3E-04	5	1.13E-06
107	1.1E-04	5	9.48E-07
108	9.6E-05	5	8.06E-07
109	5.8E-04	5	4.88E-06
110	4.5E-04	5	3.78E-06
111	3.6E-04	5	2.99E-06
112	2.8E-04	5	2.33E-06
113	2.3E-04	5	1.91E-06
114	1.9E-04	5	1.59E-06
115	1.6E-04	5	1.31E-06
116	1.3E-04	5	1.09E-06
117	1.1E-04	5	9.26E-07
118	9.4E-05	5	7.87E-07
119	8.0E-05	5	6.72E-07
120	6.9E-05	5	5.77E-07
121	6.0E-05	5	5.02E-07
122	5.2E-05	5	4.35E-07
123	4.6E-04	5	3.86E-06
124	3.7E-04	5	3.12E-06

Ventura Ranch

P3 (off) - Building Construction Haul or Vendor Risk

Max Cancer Risk Cancer Risk		*Chronic Non Cancer Risk*	
Receptor #	Total Risk/ Million	REL	HI Offroad
125	3.0E-04	5	2.54E-06
126	2.4E-04	5	1.99E-06
127	2.0E-04	5	1.69E-06
128	1.7E-04	5	1.44E-06
129	1.4E-04	5	1.16E-06
130	1.2E-04	5	9.99E-07
131	1.0E-04	5	8.76E-07
132	9.0E-05	5	7.55E-07
133	7.8E-05	5	6.58E-07
134	6.9E-05	5	5.81E-07
135	6.1E-05	5	5.09E-07
136	5.3E-05	5	4.46E-07
137	4.7E-05	5	3.94E-07
138	4.1E-05	5	3.44E-07
139	3.8E-04	5	3.17E-06
140	3.2E-04	5	2.65E-06
141	2.6E-04	5	2.20E-06
142	2.1E-04	5	1.73E-06
143	1.8E-04	5	1.51E-06
144	1.6E-04	5	1.30E-06
145	1.3E-04	5	1.06E-06
146	1.1E-04	5	9.28E-07
147	9.8E-05	5	8.21E-07
148	8.4E-05	5	7.04E-07
149	7.4E-05	5	6.22E-07
150	6.7E-05	5	5.62E-07
151	5.9E-05	5	4.95E-07
152	5.2E-05	5	4.35E-07
153	4.7E-05	5	3.95E-07
154	4.2E-05	5	3.50E-07
155	3.2E-04	5	2.69E-06

Ventura Ranch

P3 (off) - Building Construction Haul or Vendor Risk

Max Cancer Risk Cancer Risk		*Chronic Non Cancer Risk*	
Receptor #	Total Risk/ Million	REL	HI Offroad
156	2.7E-04	5	2.30E-06
157	2.3E-04	5	1.93E-06
158	1.8E-04	5	1.53E-06
159	1.6E-04	5	1.36E-06
160	1.4E-04	5	1.18E-06
161	1.2E-04	5	9.70E-07
162	1.0E-04	5	8.60E-07
163	9.2E-05	5	7.69E-07
164	7.9E-05	5	6.65E-07
165	7.0E-05	5	5.91E-07
166	6.4E-05	5	5.39E-07
167	5.7E-05	5	4.78E-07
168	5.0E-05	5	4.19E-07
169	4.6E-05	5	3.85E-07
170	4.1E-05	5	3.44E-07
171	2.8E-04	5	2.34E-06
172	2.4E-04	5	2.03E-06
173	2.0E-04	5	1.72E-06
174	1.6E-04	5	1.37E-06
175	1.5E-04	5	1.22E-06
176	1.3E-04	5	1.07E-06
177	1.1E-04	5	8.93E-07
178	9.5E-05	5	7.95E-07
179	8.5E-05	5	7.16E-07
180	7.4E-05	5	6.23E-07
181	6.6E-05	5	5.56E-07
182	6.1E-05	5	5.10E-07
183	5.4E-05	5	4.56E-07
184	4.8E-05	5	4.01E-07
185	4.4E-05	5	3.70E-07
186	4.0E-05	5	3.33E-07

Ventura Ranch

P3 (off) - Building Construction Haul or Vendor Risk

Max Cancer Risk Cancer Risk		*Chronic Non Cancer Risk*	
Receptor #	Total Risk/ Million	REL	HI Offroad
187	2.5E-04	5	2.09E-06
188	2.2E-04	5	1.82E-06
189	1.8E-04	5	1.54E-06
190	1.5E-04	5	1.24E-06
191	1.3E-04	5	1.11E-06
192	1.2E-04	5	9.83E-07
193	9.8E-05	5	8.20E-07
194	8.7E-05	5	7.33E-07
195	7.9E-05	5	6.66E-07
196	7.0E-05	5	5.84E-07
197	6.2E-05	5	5.23E-07
198	5.8E-05	5	4.83E-07
199	5.2E-05	5	4.34E-07
200	4.5E-05	5	3.80E-07
201	4.2E-05	5	3.54E-07
202	3.8E-05	5	3.22E-07
203	2.3E-04	5	1.91E-06
204	2.0E-04	5	1.66E-06
205	1.7E-04	5	1.42E-06
206	1.4E-04	5	1.14E-06
207	1.2E-04	5	1.01E-06
208	1.1E-04	5	9.04E-07
209	9.0E-05	5	7.57E-07
210	8.1E-05	5	6.76E-07
211	7.4E-05	5	6.17E-07
212	6.6E-05	5	5.50E-07
213	5.9E-05	5	4.97E-07
214	5.5E-05	5	4.61E-07
215	4.9E-05	5	4.14E-07
216	4.3E-05	5	3.60E-07
217	4.0E-05	5	3.37E-07

Ventura Ranch

P3 (off) - Building Construction Haul or Vendor Risk

Max Cancer Risk Cancer Risk		*Chronic Non Cancer Risk*	
Receptor #	Total Risk/ Million	REL	HI Offroad
218	3.7E-05	5	3.10E-07
219	2.1E-04	5	1.75E-06
220	1.8E-04	5	1.53E-06
221	1.6E-04	5	1.31E-06
222	1.3E-04	5	1.06E-06
223	1.1E-04	5	9.34E-07
224	9.9E-05	5	8.33E-07
225	8.5E-05	5	7.10E-07
226	7.5E-05	5	6.27E-07
227	6.8E-05	5	5.75E-07
228	6.2E-05	5	5.19E-07
229	5.7E-05	5	4.77E-07
230	5.3E-05	5	4.41E-07
231	4.6E-05	5	3.84E-07
232	4.1E-05	5	3.41E-07
233	3.8E-05	5	3.21E-07
234	3.5E-05	5	2.97E-07
235	1.9E-04	5	1.62E-06
236	1.7E-04	5	1.42E-06
237	1.5E-04	5	1.22E-06
238	1.2E-04	5	9.94E-07
239	1.0E-04	5	8.66E-07
240	9.3E-05	5	7.79E-07
241	8.1E-05	5	6.80E-07
242	7.0E-05	5	5.85E-07
243	6.4E-05	5	5.41E-07
244	5.9E-05	5	4.93E-07
245	5.4E-05	5	4.57E-07
246	5.0E-05	5	4.22E-07
247	4.2E-05	5	3.53E-07
248	3.9E-05	5	3.27E-07

Ventura Ranch

P3 (off) - Building Construction Haul or Vendor Risk

Max Cancer Risk Cancer Risk		*Chronic Non Cancer Risk*	
Receptor #	Total Risk/ Million	REL	HI Offroad
249	3.6E-05	5	3.06E-07
250	3.4E-05	5	2.84E-07
251	1.8E-04	5	1.53E-06
252	1.6E-04	5	1.33E-06
253	1.4E-04	5	1.14E-06
254	1.1E-04	5	9.59E-07
255	9.6E-05	5	8.10E-07
256	8.8E-05	5	7.36E-07
257	7.8E-05	5	6.53E-07
258	6.6E-05	5	5.54E-07
259	6.1E-05	5	5.11E-07
260	5.6E-05	5	4.68E-07
261	5.2E-05	5	4.34E-07
262	4.8E-05	5	4.02E-07
263	4.0E-05	5	3.36E-07
264	3.8E-05	5	3.16E-07
265	3.4E-05	5	2.89E-07
266	3.2E-05	5	2.67E-07
267	1.8E-04	5	1.49E-06
268	1.5E-04	5	1.24E-06
269	1.3E-04	5	1.09E-06
270	1.1E-04	5	9.37E-07
271	9.1E-05	5	7.67E-07
272	8.3E-05	5	6.96E-07
273	7.4E-05	5	6.25E-07
274	6.5E-05	5	5.42E-07
275	5.8E-05	5	4.83E-07
276	5.3E-05	5	4.48E-07
277	4.8E-05	5	4.03E-07
278	4.3E-05	5	3.62E-07
279	3.9E-05	5	3.30E-07

Ventura Ranch

P3 (off) - Building Construction Haul or Vendor Risk

Max Cancer Risk Cancer Risk		*Chronic Non Cancer Risk*	
Receptor #	Total Risk/ Million	REL	HI Offroad
280	3.7E-05	5	3.09E-07
281	3.4E-05	5	2.82E-07
282	3.1E-05	5	2.63E-07
283	1.8E-04	5	1.50E-06
284	1.4E-04	5	1.17E-06
285	1.2E-04	5	1.04E-06
286	1.1E-04	5	9.05E-07
287	8.9E-05	5	7.49E-07
288	7.9E-05	5	6.59E-07
289	7.2E-05	5	6.02E-07
290	6.4E-05	5	5.36E-07
291	5.5E-05	5	4.64E-07
292	5.1E-05	5	4.31E-07
293	4.6E-05	5	3.89E-07
294	4.2E-05	5	3.55E-07
295	3.9E-05	5	3.26E-07
296	3.6E-05	5	3.03E-07
297	3.3E-05	5	2.78E-07
298	3.1E-05	5	2.58E-07
299	1.4E-04	5	1.13E-06
300	1.2E-04	5	9.94E-07
301	1.1E-04	5	8.85E-07
302	9.2E-05	5	7.68E-07
303	7.9E-05	5	6.61E-07
304	6.9E-05	5	5.81E-07
305	6.2E-05	5	5.16E-07
306	5.5E-05	5	4.58E-07
307	5.0E-05	5	4.18E-07
308	4.5E-05	5	3.81E-07

Ventura Ranch

P3 (off) - Building Construction Haul or Vendor Risk

Max Cancer Risk Cancer Risk		*Chronic Non Cancer Risk*	
Receptor #	Total Risk/ Million	REL	HI Offroad
309	4.1E-05	5	3.44E-07
310	3.8E-05	5	3.18E-07
311	3.6E-05	5	3.00E-07
312	3.3E-05	5	2.80E-07
313	3.0E-05	5	2.51E-07
314	1.4E-04	5	1.16E-06
315	1.1E-04	5	9.44E-07
316	1.0E-04	5	8.52E-07
317	8.9E-05	5	7.47E-07
318	7.3E-05	5	6.10E-07
319	6.7E-05	5	5.59E-07
320	6.0E-05	5	5.07E-07
321	5.2E-05	5	4.37E-07
322	4.8E-05	5	4.06E-07
323	4.5E-05	5	3.75E-07
324	4.0E-05	5	3.40E-07
325	3.7E-05	5	3.12E-07
326	3.5E-05	5	2.96E-07
327	3.3E-05	5	2.77E-07
328	2.9E-05	5	2.45E-07
329	1.4E-04	5	1.17E-06
330	1.1E-04	5	9.00E-07
331	9.7E-05	5	8.14E-07
332	8.6E-05	5	7.20E-07
333	7.1E-05	5	5.96E-07
334	6.5E-05	5	5.45E-07
335	5.9E-05	5	4.99E-07
336	5.1E-05	5	4.31E-07
337	4.8E-05	5	3.99E-07
338	4.4E-05	5	3.72E-07
339	4.0E-05	5	3.39E-07

Ventura Ranch

P3 (off) - Building Construction Haul or Vendor Risk

Max Cancer Risk Cancer Risk		*Chronic Non Cancer Risk*	
Receptor #	**Total Risk/ Million**	**REL**	**HI Offroad**
340	3.7E-05	5	3.08E-07
341	3.5E-05	5	2.92E-07
342	3.3E-05	5	2.73E-07
343	2.9E-05	5	2.40E-07
344	2.5E-05	5	2.12E-07
345	1.3E-04	5	1.12E-06
346	1.0E-04	5	8.60E-07
347	9.3E-05	5	7.78E-07
348	8.3E-05	5	6.93E-07
349	7.0E-05	5	5.87E-07
350	6.3E-05	5	5.33E-07
351	5.8E-05	5	4.88E-07
352	5.1E-05	5	4.32E-07
353	4.7E-05	5	3.94E-07
354	4.4E-05	5	3.68E-07
355	4.0E-05	5	3.38E-07
356	3.6E-05	5	3.03E-07
357	3.4E-05	5	2.88E-07
358	3.2E-05	5	2.70E-07
359	2.9E-05	5	2.39E-07
360	2.5E-05	5	2.07E-07

Ventura Ranch
P3 (off) - Paving

							Cancer Risk from 2 to 16 years			
Receptor #	Conc	g/sec	Cair	Dose Constant	Dose	ED	Risk Constant	Risk	Constant 2	Risk/ Million
1	2.00493	2.52E-03	5.1E-03	6.05E-04	3.06E-06	0.08	4.71E-02	1.18E-08	1.0E+06	1.2E-02
2	2.14971	2.52E-03	5.4E-03	6.05E-04	3.28E-06	0.08	4.71E-02	1.27E-08	1.0E+06	1.3E-02
3	2.26061	2.52E-03	5.7E-03	6.05E-04	3.45E-06	0.08	4.71E-02	1.34E-08	1.0E+06	1.3E-02
4	2.3291	2.52E-03	5.9E-03	6.05E-04	3.55E-06	0.08	4.71E-02	1.38E-08	1.0E+06	1.4E-02
5	2.349	2.52E-03	5.9E-03	6.05E-04	3.58E-06	0.08	4.71E-02	1.39E-08	1.0E+06	1.4E-02
6	2.31866	2.52E-03	5.8E-03	6.05E-04	3.54E-06	0.08	4.71E-02	1.37E-08	1.0E+06	1.4E-02
7	2.23003	2.52E-03	5.6E-03	6.05E-04	3.40E-06	0.08	4.71E-02	1.32E-08	1.0E+06	1.3E-02
8	2.09615	2.52E-03	5.3E-03	6.05E-04	3.20E-06	0.08	4.71E-02	1.24E-08	1.0E+06	1.2E-02
9	1.93139	2.52E-03	4.9E-03	6.05E-04	2.94E-06	0.08	4.71E-02	1.14E-08	1.0E+06	1.1E-02
10	1.74195	2.52E-03	4.4E-03	6.05E-04	2.66E-06	0.08	4.71E-02	1.03E-08	1.0E+06	1.0E-02
11	1.5393	2.52E-03	3.9E-03	6.05E-04	2.35E-06	0.08	4.71E-02	9.09E-09	1.0E+06	9.1E-03
12	1.33008	2.52E-03	3.4E-03	6.05E-04	2.03E-06	0.08	4.71E-02	7.86E-09	1.0E+06	7.9E-03
13	1.12658	2.52E-03	2.8E-03	6.05E-04	1.72E-06	0.08	4.71E-02	6.66E-09	1.0E+06	6.7E-03
14	0.93885	2.52E-03	2.4E-03	6.05E-04	1.43E-06	0.08	4.71E-02	5.55E-09	1.0E+06	5.5E-03
15	0.68963	2.52E-03	1.7E-03	6.05E-04	1.05E-06	0.08	4.71E-02	4.07E-09	1.0E+06	4.1E-03
16	0.53505	2.52E-03	1.3E-03	6.05E-04	8.16E-07	0.08	4.71E-02	3.16E-09	1.0E+06	3.2E-03
17	0.37011	2.52E-03	9.3E-04	6.05E-04	5.64E-07	0.08	4.71E-02	2.19E-09	1.0E+06	2.2E-03
18	0.29017	2.52E-03	7.3E-04	6.05E-04	4.42E-07	0.08	4.71E-02	1.71E-09	1.0E+06	1.7E-03
19	0.21152	2.52E-03	5.3E-04	6.05E-04	3.23E-07	0.08	4.71E-02	1.25E-09	1.0E+06	1.2E-03
20	0.16773	2.52E-03	4.2E-04	6.05E-04	2.56E-07	0.08	4.71E-02	9.91E-10	1.0E+06	9.9E-04
21	0.13189	2.52E-03	3.3E-04	6.05E-04	2.01E-07	0.08	4.71E-02	7.79E-10	1.0E+06	7.8E-04
22	2.42551	2.52E-03	6.1E-03	6.05E-04	3.70E-06	0.08	4.71E-02	1.43E-08	1.0E+06	1.4E-02
23	2.28036	2.52E-03	5.7E-03	6.05E-04	3.48E-06	0.08	4.71E-02	1.35E-08	1.0E+06	1.3E-02
24	2.09493	2.52E-03	5.3E-03	6.05E-04	3.19E-06	0.08	4.71E-02	1.24E-08	1.0E+06	1.2E-02
25	1.88162	2.52E-03	4.7E-03	6.05E-04	2.87E-06	0.08	4.71E-02	1.11E-08	1.0E+06	1.1E-02
26	1.65498	2.52E-03	4.2E-03	6.05E-04	2.52E-06	0.08	4.71E-02	9.78E-09	1.0E+06	9.8E-03
27	1.42206	2.52E-03	3.6E-03	6.05E-04	2.17E-06	0.08	4.71E-02	8.40E-09	1.0E+06	8.4E-03
28	1.19441	2.52E-03	3.0E-03	6.05E-04	1.82E-06	0.08	4.71E-02	7.06E-09	1.0E+06	7.1E-03
29	0.9877	2.52E-03	2.5E-03	6.05E-04	1.51E-06	0.08	4.71E-02	5.84E-09	1.0E+06	5.8E-03
30	0.73116	2.52E-03	1.8E-03	6.05E-04	1.11E-06	0.08	4.71E-02	4.32E-09	1.0E+06	4.3E-03
31	0.50639	2.52E-03	1.3E-03	6.05E-04	7.72E-07	0.08	4.71E-02	2.99E-09	1.0E+06	3.0E-03

Ventura Ranch
P3 (off) - Paving

							Cancer Risk from 2 to 16 years			
Receptor #	Conc	g/sec	Cair	Dose Constant	Dose	ED	Risk Constant	Risk	Constant 2	Risk/ Million
32	0.29394	2.52E-03	7.4E-04	6.05E-04	4.48E-07	0.08	4.71E-02	1.74E-09	1.0E+06	1.7E-03
33	0.24093	2.52E-03	6.1E-04	6.05E-04	3.67E-07	0.08	4.71E-02	1.42E-09	1.0E+06	1.4E-03
34	0.21387	2.52E-03	5.4E-04	6.05E-04	3.26E-07	0.08	4.71E-02	1.26E-09	1.0E+06	1.3E-03
35	1.05155	2.52E-03	2.6E-03	6.05E-04	1.60E-06	0.08	4.71E-02	6.21E-09	1.0E+06	6.2E-03
36	0.76096	2.52E-03	1.9E-03	6.05E-04	1.16E-06	0.08	4.71E-02	4.50E-09	1.0E+06	4.5E-03
37	1.0436	2.52E-03	2.6E-03	6.05E-04	1.59E-06	0.08	4.71E-02	6.17E-09	1.0E+06	6.2E-03
38	1.25505	2.52E-03	3.2E-03	6.05E-04	1.91E-06	0.08	4.71E-02	7.41E-09	1.0E+06	7.4E-03
39	1.50059	2.52E-03	3.8E-03	6.05E-04	2.29E-06	0.08	4.71E-02	8.87E-09	1.0E+06	8.9E-03
40	1.78238	2.52E-03	4.5E-03	6.05E-04	2.72E-06	0.08	4.71E-02	1.05E-08	1.0E+06	1.1E-02
41	1.0265	2.52E-03	2.6E-03	6.05E-04	1.57E-06	0.08	4.71E-02	6.06E-09	1.0E+06	6.1E-03
42	1.24569	2.52E-03	3.1E-03	6.05E-04	1.90E-06	0.08	4.71E-02	7.36E-09	1.0E+06	7.4E-03
43	1.50846	2.52E-03	3.8E-03	6.05E-04	2.30E-06	0.08	4.71E-02	8.91E-09	1.0E+06	8.9E-03
44	1.82367	2.52E-03	4.6E-03	6.05E-04	2.78E-06	0.08	4.71E-02	1.08E-08	1.0E+06	1.1E-02
45	2.18808	2.52E-03	5.5E-03	6.05E-04	3.34E-06	0.08	4.71E-02	1.29E-08	1.0E+06	1.3E-02
46	3.31834	2.52E-03	8.4E-03	6.05E-04	5.06E-06	0.08	4.71E-02	1.96E-08	1.0E+06	2.0E-02
47	3.02874	2.52E-03	7.6E-03	6.05E-04	4.62E-06	0.08	4.71E-02	1.79E-08	1.0E+06	1.8E-02
48	1.22648	2.52E-03	3.1E-03	6.05E-04	1.87E-06	0.08	4.71E-02	7.25E-09	1.0E+06	7.2E-03
49	1.50963	2.52E-03	3.8E-03	6.05E-04	2.30E-06	0.08	4.71E-02	8.92E-09	1.0E+06	8.9E-03
50	1.85434	2.52E-03	4.7E-03	6.05E-04	2.83E-06	0.08	4.71E-02	1.10E-08	1.0E+06	1.1E-02
51	2.25221	2.52E-03	5.7E-03	6.05E-04	3.43E-06	0.08	4.71E-02	1.33E-08	1.0E+06	1.3E-02
52	3.68919	2.52E-03	9.3E-03	6.05E-04	5.63E-06	0.08	4.71E-02	2.18E-08	1.0E+06	2.2E-02
53	3.36577	2.52E-03	8.5E-03	6.05E-04	5.13E-06	0.08	4.71E-02	1.99E-08	1.0E+06	2.0E-02
54	2.96751	2.52E-03	7.5E-03	6.05E-04	4.52E-06	0.08	4.71E-02	1.75E-08	1.0E+06	1.8E-02
55	1.48309	2.52E-03	3.7E-03	6.05E-04	2.26E-06	0.08	4.71E-02	8.76E-09	1.0E+06	8.8E-03
56	1.85504	2.52E-03	4.7E-03	6.05E-04	2.83E-06	0.08	4.71E-02	1.10E-08	1.0E+06	1.1E-02
57	2.29704	2.52E-03	5.8E-03	6.05E-04	3.50E-06	0.08	4.71E-02	1.36E-08	1.0E+06	1.4E-02
58	2.7775	2.52E-03	7.0E-03	6.05E-04	4.23E-06	0.08	4.71E-02	1.64E-08	1.0E+06	1.6E-02
59	4.12991	2.52E-03	1.0E-02	6.05E-04	6.30E-06	0.08	4.71E-02	2.44E-08	1.0E+06	2.4E-02
60	3.76159	2.52E-03	9.5E-03	6.05E-04	5.74E-06	0.08	4.71E-02	2.22E-08	1.0E+06	2.2E-02
61	3.30687	2.52E-03	8.3E-03	6.05E-04	5.04E-06	0.08	4.71E-02	1.95E-08	1.0E+06	2.0E-02
62	4.6596	2.52E-03	1.2E-02	6.05E-04	7.10E-06	0.08	4.71E-02	2.75E-08	1.0E+06	2.8E-02

Ventura Ranch
P3 (off) - Paving

							Cancer Risk from 2 to 16 years			
Receptor #	Conc	g/sec	Cair	Dose Constant	Dose	ED	Risk Constant	Risk	Constant 2	Risk/ Million
63	4.23785	2.52E-03	1.1E-02	6.05E-04	6.46E-06	0.08	4.71E-02	2.50E-08	1.0E+06	2.5E-02
64	3.71624	2.52E-03	9.4E-03	6.05E-04	5.67E-06	0.08	4.71E-02	2.20E-08	1.0E+06	2.2E-02
65	4.81621	2.52E-03	1.2E-02	6.05E-04	7.34E-06	0.08	4.71E-02	2.85E-08	1.0E+06	2.8E-02
66	1.10365	2.52E-03	2.8E-03	6.05E-04	1.68E-06	0.08	4.71E-02	6.52E-09	1.0E+06	6.5E-03
67	1.40669	2.52E-03	3.5E-03	6.05E-04	2.14E-06	0.08	4.71E-02	8.31E-09	1.0E+06	8.3E-03
68	0.52917	2.52E-03	1.3E-03	6.05E-04	8.07E-07	0.08	4.71E-02	3.13E-09	1.0E+06	3.1E-03
69	0.35315	2.52E-03	8.9E-04	6.05E-04	5.38E-07	0.08	4.71E-02	2.09E-09	1.0E+06	2.1E-03
70	0.26517	2.52E-03	6.7E-04	6.05E-04	4.04E-07	0.08	4.71E-02	1.57E-09	1.0E+06	1.6E-03
71	0.21757	2.52E-03	5.5E-04	6.05E-04	3.32E-07	0.08	4.71E-02	1.29E-09	1.0E+06	1.3E-03
72	1.07883	2.52E-03	2.7E-03	6.05E-04	1.64E-06	0.08	4.71E-02	6.37E-09	1.0E+06	6.4E-03
73	1.36829	2.52E-03	3.4E-03	6.05E-04	2.09E-06	0.08	4.71E-02	8.08E-09	1.0E+06	8.1E-03
74	0.9512	2.52E-03	2.4E-03	6.05E-04	1.45E-06	0.08	4.71E-02	5.62E-09	1.0E+06	5.6E-03
75	0.56317	2.52E-03	1.4E-03	6.05E-04	8.59E-07	0.08	4.71E-02	3.33E-09	1.0E+06	3.3E-03
76	0.38395	2.52E-03	9.7E-04	6.05E-04	5.85E-07	0.08	4.71E-02	2.27E-09	1.0E+06	2.3E-03
77	0.29227	2.52E-03	7.4E-04	6.05E-04	4.46E-07	0.08	4.71E-02	1.73E-09	1.0E+06	1.7E-03
78	0.24965	2.52E-03	6.3E-04	6.05E-04	3.81E-07	0.08	4.71E-02	1.47E-09	1.0E+06	1.5E-03
79	1.0595	2.52E-03	2.7E-03	6.05E-04	1.62E-06	0.08	4.71E-02	6.26E-09	1.0E+06	6.3E-03
80	1.33168	2.52E-03	3.4E-03	6.05E-04	2.03E-06	0.08	4.71E-02	7.87E-09	1.0E+06	7.9E-03
81	0.98702	2.52E-03	2.5E-03	6.05E-04	1.50E-06	0.08	4.71E-02	5.83E-09	1.0E+06	5.8E-03
82	0.60145	2.52E-03	1.5E-03	6.05E-04	9.17E-07	0.08	4.71E-02	3.55E-09	1.0E+06	3.6E-03
83	0.45248	2.52E-03	1.1E-03	6.05E-04	6.90E-07	0.08	4.71E-02	2.67E-09	1.0E+06	2.7E-03
84	0.37602	2.52E-03	9.5E-04	6.05E-04	5.73E-07	0.08	4.71E-02	2.22E-09	1.0E+06	2.2E-03
85	0.30512	2.52E-03	7.7E-04	6.05E-04	4.65E-07	0.08	4.71E-02	1.80E-09	1.0E+06	1.8E-03
86	1.05345	2.52E-03	2.7E-03	6.05E-04	1.61E-06	0.08	4.71E-02	6.22E-09	1.0E+06	6.2E-03
87	1.41373	2.52E-03	3.6E-03	6.05E-04	2.16E-06	0.08	4.71E-02	8.35E-09	1.0E+06	8.4E-03
88	0.72086	2.52E-03	1.8E-03	6.05E-04	1.10E-06	0.08	4.71E-02	4.26E-09	1.0E+06	4.3E-03
89	0.83306	2.52E-03	2.1E-03	6.05E-04	1.27E-06	0.08	4.71E-02	4.92E-09	1.0E+06	4.9E-03
90	0.66906	2.52E-03	1.7E-03	6.05E-04	1.02E-06	0.08	4.71E-02	3.95E-09	1.0E+06	4.0E-03
91	0.7657	2.52E-03	1.9E-03	6.05E-04	1.17E-06	0.08	4.71E-02	4.52E-09	1.0E+06	4.5E-03
92	0.88448	2.52E-03	2.2E-03	6.05E-04	1.35E-06	0.08	4.71E-02	5.23E-09	1.0E+06	5.2E-03
93	0.61019	2.52E-03	1.5E-03	6.05E-04	9.30E-07	0.08	4.71E-02	3.61E-09	1.0E+06	3.6E-03

Ventura Ranch
P3 (off) - Paving

							Cancer Risk from 2 to 16 years			
Receptor #	Conc	g/sec	Cair	Dose Constant	Dose	ED	Risk Constant	Risk	Constant 2	Risk/ Million
94	0.68999	2.52E-03	1.7E-03	6.05E-04	1.05E-06	0.08	4.71E-02	4.08E-09	1.0E+06	4.1E-03
95	0.7864	2.52E-03	2.0E-03	6.05E-04	1.20E-06	0.08	4.71E-02	4.65E-09	1.0E+06	4.6E-03
96	0.92364	2.52E-03	2.3E-03	6.05E-04	1.41E-06	0.08	4.71E-02	5.46E-09	1.0E+06	5.5E-03
97	1.10504	2.52E-03	2.8E-03	6.05E-04	1.68E-06	0.08	4.71E-02	6.53E-09	1.0E+06	6.5E-03
98	1.3262	2.52E-03	3.3E-03	6.05E-04	2.02E-06	0.08	4.71E-02	7.84E-09	1.0E+06	7.8E-03
99	0.54304	2.52E-03	1.4E-03	6.05E-04	8.28E-07	0.08	4.71E-02	3.21E-09	1.0E+06	3.2E-03
100	0.60537	2.52E-03	1.5E-03	6.05E-04	9.23E-07	0.08	4.71E-02	3.58E-09	1.0E+06	3.6E-03
101	0.68065	2.52E-03	1.7E-03	6.05E-04	1.04E-06	0.08	4.71E-02	4.02E-09	1.0E+06	4.0E-03
102	0.78538	2.52E-03	2.0E-03	6.05E-04	1.20E-06	0.08	4.71E-02	4.64E-09	1.0E+06	4.6E-03
103	0.92249	2.52E-03	2.3E-03	6.05E-04	1.41E-06	0.08	4.71E-02	5.45E-09	1.0E+06	5.5E-03
104	1.10706	2.52E-03	2.8E-03	6.05E-04	1.69E-06	0.08	4.71E-02	6.54E-09	1.0E+06	6.5E-03
105	1.36857	2.52E-03	3.4E-03	6.05E-04	2.09E-06	0.08	4.71E-02	8.09E-09	1.0E+06	8.1E-03
106	1.76548	2.52E-03	4.4E-03	6.05E-04	2.69E-06	0.08	4.71E-02	1.04E-08	1.0E+06	1.0E-02
107	2.45349	2.52E-03	6.2E-03	6.05E-04	3.74E-06	0.08	4.71E-02	1.45E-08	1.0E+06	1.4E-02
108	3.89694	2.52E-03	9.8E-03	6.05E-04	5.94E-06	0.08	4.71E-02	2.30E-08	1.0E+06	2.3E-02
109	0.47154	2.52E-03	1.2E-03	6.05E-04	7.19E-07	0.08	4.71E-02	2.79E-09	1.0E+06	2.8E-03
110	0.518	2.52E-03	1.3E-03	6.05E-04	7.90E-07	0.08	4.71E-02	3.06E-09	1.0E+06	3.1E-03
111	0.57712	2.52E-03	1.5E-03	6.05E-04	8.80E-07	0.08	4.71E-02	3.41E-09	1.0E+06	3.4E-03
112	0.66002	2.52E-03	1.7E-03	6.05E-04	1.01E-06	0.08	4.71E-02	3.90E-09	1.0E+06	3.9E-03
113	0.75336	2.52E-03	1.9E-03	6.05E-04	1.15E-06	0.08	4.71E-02	4.45E-09	1.0E+06	4.5E-03
114	0.87136	2.52E-03	2.2E-03	6.05E-04	1.33E-06	0.08	4.71E-02	5.15E-09	1.0E+06	5.1E-03
115	1.0365	2.52E-03	2.6E-03	6.05E-04	1.58E-06	0.08	4.71E-02	6.12E-09	1.0E+06	6.1E-03
116	1.26469	2.52E-03	3.2E-03	6.05E-04	1.93E-06	0.08	4.71E-02	7.47E-09	1.0E+06	7.5E-03
117	1.60507	2.52E-03	4.0E-03	6.05E-04	2.45E-06	0.08	4.71E-02	9.48E-09	1.0E+06	9.5E-03
118	2.18911	2.52E-03	5.5E-03	6.05E-04	3.34E-06	0.08	4.71E-02	1.29E-08	1.0E+06	1.3E-02
119	3.34935	2.52E-03	8.4E-03	6.05E-04	5.11E-06	0.08	4.71E-02	1.98E-08	1.0E+06	2.0E-02
120	5.68458	2.52E-03	1.4E-02	6.05E-04	8.67E-06	0.08	4.71E-02	3.36E-08	1.0E+06	3.4E-02
121	9.08234	2.52E-03	2.3E-02	6.05E-04	1.38E-05	0.08	4.71E-02	5.37E-08	1.0E+06	5.4E-02
122	12.88509	2.52E-03	3.2E-02	6.05E-04	1.96E-05	0.08	4.71E-02	7.61E-08	1.0E+06	7.6E-02
123	0.40241	2.52E-03	1.0E-03	6.05E-04	6.14E-07	0.08	4.71E-02	2.38E-09	1.0E+06	2.4E-03
124	0.43634	2.52E-03	1.1E-03	6.05E-04	6.65E-07	0.08	4.71E-02	2.58E-09	1.0E+06	2.6E-03

Ventura Ranch
P3 (off) - Paving

							Cancer Risk from 2 to 16 years			
Receptor #	Conc	g/sec	Cair	Dose Constant	Dose	ED	Risk Constant	Risk	Constant 2	Risk/ Million
125	0.48003	2.52E-03	1.2E-03	6.05E-04	7.32E-07	0.08	4.71E-02	2.84E-09	1.0E+06	2.8E-03
126	0.53925	2.52E-03	1.4E-03	6.05E-04	8.22E-07	0.08	4.71E-02	3.19E-09	1.0E+06	3.2E-03
127	0.60059	2.52E-03	1.5E-03	6.05E-04	9.16E-07	0.08	4.71E-02	3.55E-09	1.0E+06	3.5E-03
128	0.67646	2.52E-03	1.7E-03	6.05E-04	1.03E-06	0.08	4.71E-02	4.00E-09	1.0E+06	4.0E-03
129	0.78253	2.52E-03	2.0E-03	6.05E-04	1.19E-06	0.08	4.71E-02	4.62E-09	1.0E+06	4.6E-03
130	0.91204	2.52E-03	2.3E-03	6.05E-04	1.39E-06	0.08	4.71E-02	5.39E-09	1.0E+06	5.4E-03
131	1.09309	2.52E-03	2.8E-03	6.05E-04	1.67E-06	0.08	4.71E-02	6.46E-09	1.0E+06	6.5E-03
132	1.35603	2.52E-03	3.4E-03	6.05E-04	2.07E-06	0.08	4.71E-02	8.01E-09	1.0E+06	8.0E-03
133	1.80558	2.52E-03	4.5E-03	6.05E-04	2.75E-06	0.08	4.71E-02	1.07E-08	1.0E+06	1.1E-02
134	2.58118	2.52E-03	6.5E-03	6.05E-04	3.94E-06	0.08	4.71E-02	1.52E-08	1.0E+06	1.5E-02
135	3.64425	2.52E-03	9.2E-03	6.05E-04	5.56E-06	0.08	4.71E-02	2.15E-08	1.0E+06	2.2E-02
136	4.90821	2.52E-03	1.2E-02	6.05E-04	7.48E-06	0.08	4.71E-02	2.90E-08	1.0E+06	2.9E-02
137	6.18536	2.52E-03	1.6E-02	6.05E-04	9.43E-06	0.08	4.71E-02	3.65E-08	1.0E+06	3.7E-02
138	7.11634	2.52E-03	1.8E-02	6.05E-04	1.09E-05	0.08	4.71E-02	4.20E-08	1.0E+06	4.2E-02
139	0.34043	2.52E-03	8.6E-04	6.05E-04	5.19E-07	0.08	4.71E-02	2.01E-09	1.0E+06	2.0E-03
140	0.3647	2.52E-03	9.2E-04	6.05E-04	5.56E-07	0.08	4.71E-02	2.15E-09	1.0E+06	2.2E-03
141	0.3956	2.52E-03	1.0E-03	6.05E-04	6.03E-07	0.08	4.71E-02	2.34E-09	1.0E+06	2.3E-03
142	0.43638	2.52E-03	1.1E-03	6.05E-04	6.65E-07	0.08	4.71E-02	2.58E-09	1.0E+06	2.6E-03
143	0.47655	2.52E-03	1.2E-03	6.05E-04	7.27E-07	0.08	4.71E-02	2.82E-09	1.0E+06	2.8E-03
144	0.52675	2.52E-03	1.3E-03	6.05E-04	8.03E-07	0.08	4.71E-02	3.11E-09	1.0E+06	3.1E-03
145	0.59329	2.52E-03	1.5E-03	6.05E-04	9.05E-07	0.08	4.71E-02	3.51E-09	1.0E+06	3.5E-03
146	0.6733	2.52E-03	1.7E-03	6.05E-04	1.03E-06	0.08	4.71E-02	3.98E-09	1.0E+06	4.0E-03
147	0.78195	2.52E-03	2.0E-03	6.05E-04	1.19E-06	0.08	4.71E-02	4.62E-09	1.0E+06	4.6E-03
148	0.91559	2.52E-03	2.3E-03	6.05E-04	1.40E-06	0.08	4.71E-02	5.41E-09	1.0E+06	5.4E-03
149	1.13846	2.52E-03	2.9E-03	6.05E-04	1.74E-06	0.08	4.71E-02	6.73E-09	1.0E+06	6.7E-03
150	1.49903	2.52E-03	3.8E-03	6.05E-04	2.29E-06	0.08	4.71E-02	8.86E-09	1.0E+06	8.9E-03
151	1.93942	2.52E-03	4.9E-03	6.05E-04	2.96E-06	0.08	4.71E-02	1.15E-08	1.0E+06	1.1E-02
152	2.41416	2.52E-03	6.1E-03	6.05E-04	3.68E-06	0.08	4.71E-02	1.43E-08	1.0E+06	1.4E-02
153	3.13085	2.52E-03	7.9E-03	6.05E-04	4.77E-06	0.08	4.71E-02	1.85E-08	1.0E+06	1.8E-02
154	3.69941	2.52E-03	9.3E-03	6.05E-04	5.64E-06	0.08	4.71E-02	2.19E-08	1.0E+06	2.2E-02
155	0.28713	2.52E-03	7.2E-04	6.05E-04	4.38E-07	0.08	4.71E-02	1.70E-09	1.0E+06	1.7E-03

Ventura Ranch
P3 (off) - Paving

							Cancer Risk from 2 to 16 years			
Receptor #	Conc	g/sec	Cair	Dose Constant	Dose	ED	Risk Constant	Risk	Constant 2	Risk/ Million
156	0.30444	2.52E-03	7.7E-04	6.05E-04	4.64E-07	0.08	4.71E-02	1.80E-09	1.0E+06	1.8E-03
157	0.32621	2.52E-03	8.2E-04	6.05E-04	4.97E-07	0.08	4.71E-02	1.93E-09	1.0E+06	1.9E-03
158	0.35429	2.52E-03	8.9E-04	6.05E-04	5.40E-07	0.08	4.71E-02	2.09E-09	1.0E+06	2.1E-03
159	0.38184	2.52E-03	9.6E-04	6.05E-04	5.82E-07	0.08	4.71E-02	2.26E-09	1.0E+06	2.3E-03
160	0.41645	2.52E-03	1.0E-03	6.05E-04	6.35E-07	0.08	4.71E-02	2.46E-09	1.0E+06	2.5E-03
161	0.45958	2.52E-03	1.2E-03	6.05E-04	7.01E-07	0.08	4.71E-02	2.72E-09	1.0E+06	2.7E-03
162	0.5129	2.52E-03	1.3E-03	6.05E-04	7.82E-07	0.08	4.71E-02	3.03E-09	1.0E+06	3.0E-03
163	0.58717	2.52E-03	1.5E-03	6.05E-04	8.95E-07	0.08	4.71E-02	3.47E-09	1.0E+06	3.5E-03
164	0.67389	2.52E-03	1.7E-03	6.05E-04	1.03E-06	0.08	4.71E-02	3.98E-09	1.0E+06	4.0E-03
165	0.80755	2.52E-03	2.0E-03	6.05E-04	1.23E-06	0.08	4.71E-02	4.77E-09	1.0E+06	4.8E-03
166	1.00995	2.52E-03	2.5E-03	6.05E-04	1.54E-06	0.08	4.71E-02	5.97E-09	1.0E+06	6.0E-03
167	1.22488	2.52E-03	3.1E-03	6.05E-04	1.87E-06	0.08	4.71E-02	7.24E-09	1.0E+06	7.2E-03
168	1.46612	2.52E-03	3.7E-03	6.05E-04	2.24E-06	0.08	4.71E-02	8.66E-09	1.0E+06	8.7E-03
169	1.83368	2.52E-03	4.6E-03	6.05E-04	2.80E-06	0.08	4.71E-02	1.08E-08	1.0E+06	1.1E-02
170	2.1462	2.52E-03	5.4E-03	6.05E-04	3.27E-06	0.08	4.71E-02	1.27E-08	1.0E+06	1.3E-02
171	0.24271	2.52E-03	6.1E-04	6.05E-04	3.70E-07	0.08	4.71E-02	1.43E-09	1.0E+06	1.4E-03
172	0.2551	2.52E-03	6.4E-04	6.05E-04	3.89E-07	0.08	4.71E-02	1.51E-09	1.0E+06	1.5E-03
173	0.27063	2.52E-03	6.8E-04	6.05E-04	4.13E-07	0.08	4.71E-02	1.60E-09	1.0E+06	1.6E-03
174	0.29061	2.52E-03	7.3E-04	6.05E-04	4.43E-07	0.08	4.71E-02	1.72E-09	1.0E+06	1.7E-03
175	0.31089	2.52E-03	7.8E-04	6.05E-04	4.74E-07	0.08	4.71E-02	1.84E-09	1.0E+06	1.8E-03
176	0.33649	2.52E-03	8.5E-04	6.05E-04	5.13E-07	0.08	4.71E-02	1.99E-09	1.0E+06	2.0E-03
177	0.36604	2.52E-03	9.2E-04	6.05E-04	5.58E-07	0.08	4.71E-02	2.16E-09	1.0E+06	2.2E-03
178	0.40571	2.52E-03	1.0E-03	6.05E-04	6.19E-07	0.08	4.71E-02	2.40E-09	1.0E+06	2.4E-03
179	0.45998	2.52E-03	1.2E-03	6.05E-04	7.01E-07	0.08	4.71E-02	2.72E-09	1.0E+06	2.7E-03
180	0.52137	2.52E-03	1.3E-03	6.05E-04	7.95E-07	0.08	4.71E-02	3.08E-09	1.0E+06	3.1E-03
181	0.59926	2.52E-03	1.5E-03	6.05E-04	9.14E-07	0.08	4.71E-02	3.54E-09	1.0E+06	3.5E-03
182	0.72965	2.52E-03	1.8E-03	6.05E-04	1.11E-06	0.08	4.71E-02	4.31E-09	1.0E+06	4.3E-03
183	0.86652	2.52E-03	2.2E-03	6.05E-04	1.32E-06	0.08	4.71E-02	5.12E-09	1.0E+06	5.1E-03
184	0.99831	2.52E-03	2.5E-03	6.05E-04	1.52E-06	0.08	4.71E-02	5.90E-09	1.0E+06	5.9E-03
185	1.20395	2.52E-03	3.0E-03	6.05E-04	1.84E-06	0.08	4.71E-02	7.11E-09	1.0E+06	7.1E-03
186	1.37693	2.52E-03	3.5E-03	6.05E-04	2.10E-06	0.08	4.71E-02	8.13E-09	1.0E+06	8.1E-03

Ventura Ranch
P3 (off) - Paving

							Cancer Risk from 2 to 16 years			
Receptor #	Conc	g/sec	Cair	Dose Constant	Dose	ED	Risk Constant	Risk	Constant 2	Risk/ Million
187	0.20615	2.52E-03	5.2E-04	6.05E-04	3.14E-07	0.08	4.71E-02	1.22E-09	1.0E+06	1.2E-03
188	0.21534	2.52E-03	5.4E-04	6.05E-04	3.28E-07	0.08	4.71E-02	1.27E-09	1.0E+06	1.3E-03
189	0.22696	2.52E-03	5.7E-04	6.05E-04	3.46E-07	0.08	4.71E-02	1.34E-09	1.0E+06	1.3E-03
190	0.2419	2.52E-03	6.1E-04	6.05E-04	3.69E-07	0.08	4.71E-02	1.43E-09	1.0E+06	1.4E-03
191	0.2579	2.52E-03	6.5E-04	6.05E-04	3.93E-07	0.08	4.71E-02	1.52E-09	1.0E+06	1.5E-03
192	0.27837	2.52E-03	7.0E-04	6.05E-04	4.24E-07	0.08	4.71E-02	1.64E-09	1.0E+06	1.6E-03
193	0.29964	2.52E-03	7.6E-04	6.05E-04	4.57E-07	0.08	4.71E-02	1.77E-09	1.0E+06	1.8E-03
194	0.33107	2.52E-03	8.3E-04	6.05E-04	5.05E-07	0.08	4.71E-02	1.96E-09	1.0E+06	2.0E-03
195	0.37331	2.52E-03	9.4E-04	6.05E-04	5.69E-07	0.08	4.71E-02	2.21E-09	1.0E+06	2.2E-03
196	0.41984	2.52E-03	1.1E-03	6.05E-04	6.40E-07	0.08	4.71E-02	2.48E-09	1.0E+06	2.5E-03
197	0.47633	2.52E-03	1.2E-03	6.05E-04	7.26E-07	0.08	4.71E-02	2.81E-09	1.0E+06	2.8E-03
198	0.56612	2.52E-03	1.4E-03	6.05E-04	8.63E-07	0.08	4.71E-02	3.34E-09	1.0E+06	3.3E-03
199	0.6557	2.52E-03	1.7E-03	6.05E-04	1.00E-06	0.08	4.71E-02	3.87E-09	1.0E+06	3.9E-03
200	0.72603	2.52E-03	1.8E-03	6.05E-04	1.11E-06	0.08	4.71E-02	4.29E-09	1.0E+06	4.3E-03
201	0.85446	2.52E-03	2.2E-03	6.05E-04	1.30E-06	0.08	4.71E-02	5.05E-09	1.0E+06	5.0E-03
202	0.95972	2.52E-03	2.4E-03	6.05E-04	1.46E-06	0.08	4.71E-02	5.67E-09	1.0E+06	5.7E-03
203	0.17632	2.52E-03	4.4E-04	6.05E-04	2.69E-07	0.08	4.71E-02	1.04E-09	1.0E+06	1.0E-03
204	0.18352	2.52E-03	4.6E-04	6.05E-04	2.80E-07	0.08	4.71E-02	1.08E-09	1.0E+06	1.1E-03
205	0.19269	2.52E-03	4.9E-04	6.05E-04	2.94E-07	0.08	4.71E-02	1.14E-09	1.0E+06	1.1E-03
206	0.20463	2.52E-03	5.2E-04	6.05E-04	3.12E-07	0.08	4.71E-02	1.21E-09	1.0E+06	1.2E-03
207	0.21821	2.52E-03	5.5E-04	6.05E-04	3.33E-07	0.08	4.71E-02	1.29E-09	1.0E+06	1.3E-03
208	0.23565	2.52E-03	5.9E-04	6.05E-04	3.59E-07	0.08	4.71E-02	1.39E-09	1.0E+06	1.4E-03
209	0.25203	2.52E-03	6.4E-04	6.05E-04	3.84E-07	0.08	4.71E-02	1.49E-09	1.0E+06	1.5E-03
210	0.2774	2.52E-03	7.0E-04	6.05E-04	4.23E-07	0.08	4.71E-02	1.64E-09	1.0E+06	1.6E-03
211	0.311	2.52E-03	7.8E-04	6.05E-04	4.74E-07	0.08	4.71E-02	1.84E-09	1.0E+06	1.8E-03
212	0.34461	2.52E-03	8.7E-04	6.05E-04	5.25E-07	0.08	4.71E-02	2.04E-09	1.0E+06	2.0E-03
213	0.39368	2.52E-03	9.9E-04	6.05E-04	6.00E-07	0.08	4.71E-02	2.33E-09	1.0E+06	2.3E-03
214	0.45874	2.52E-03	1.2E-03	6.05E-04	6.99E-07	0.08	4.71E-02	2.71E-09	1.0E+06	2.7E-03
215	0.51869	2.52E-03	1.3E-03	6.05E-04	7.91E-07	0.08	4.71E-02	3.06E-09	1.0E+06	3.1E-03
216	0.55472	2.52E-03	1.4E-03	6.05E-04	8.46E-07	0.08	4.71E-02	3.28E-09	1.0E+06	3.3E-03
217	0.63877	2.52E-03	1.6E-03	6.05E-04	9.74E-07	0.08	4.71E-02	3.77E-09	1.0E+06	3.8E-03

Ventura Ranch
P3 (off) - Paving

							Cancer Risk from 2 to 16 years			
Receptor #	Conc	g/sec	Cair	Dose Constant	Dose	ED	Risk Constant	Risk	Constant 2	Risk/ Million
218	0.71268	2.52E-03	1.8E-03	6.05E-04	1.09E-06	0.08	4.71E-02	4.21E-09	1.0E+06	4.2E-03
219	0.15226	2.52E-03	3.8E-04	6.05E-04	2.32E-07	0.08	4.71E-02	9.00E-10	1.0E+06	9.0E-04
220	0.15827	2.52E-03	4.0E-04	6.05E-04	2.41E-07	0.08	4.71E-02	9.35E-10	1.0E+06	9.4E-04
221	0.16606	2.52E-03	4.2E-04	6.05E-04	2.53E-07	0.08	4.71E-02	9.81E-10	1.0E+06	9.8E-04
222	0.17616	2.52E-03	4.4E-04	6.05E-04	2.69E-07	0.08	4.71E-02	1.04E-09	1.0E+06	1.0E-03
223	0.18801	2.52E-03	4.7E-04	6.05E-04	2.87E-07	0.08	4.71E-02	1.11E-09	1.0E+06	1.1E-03
224	0.20268	2.52E-03	5.1E-04	6.05E-04	3.09E-07	0.08	4.71E-02	1.20E-09	1.0E+06	1.2E-03
225	0.21743	2.52E-03	5.5E-04	6.05E-04	3.32E-07	0.08	4.71E-02	1.28E-09	1.0E+06	1.3E-03
226	0.23288	2.52E-03	5.9E-04	6.05E-04	3.55E-07	0.08	4.71E-02	1.38E-09	1.0E+06	1.4E-03
227	0.26173	2.52E-03	6.6E-04	6.05E-04	3.99E-07	0.08	4.71E-02	1.55E-09	1.0E+06	1.5E-03
228	0.29356	2.52E-03	7.4E-04	6.05E-04	4.48E-07	0.08	4.71E-02	1.73E-09	1.0E+06	1.7E-03
229	0.33422	2.52E-03	8.4E-04	6.05E-04	5.10E-07	0.08	4.71E-02	1.97E-09	1.0E+06	2.0E-03
230	0.3818	2.52E-03	9.6E-04	6.05E-04	5.82E-07	0.08	4.71E-02	2.26E-09	1.0E+06	2.3E-03
231	0.41185	2.52E-03	1.0E-03	6.05E-04	6.28E-07	0.08	4.71E-02	2.43E-09	1.0E+06	2.4E-03
232	0.43874	2.52E-03	1.1E-03	6.05E-04	6.69E-07	0.08	4.71E-02	2.59E-09	1.0E+06	2.6E-03
233	0.49749	2.52E-03	1.3E-03	6.05E-04	7.59E-07	0.08	4.71E-02	2.94E-09	1.0E+06	2.9E-03
234	0.54696	2.52E-03	1.4E-03	6.05E-04	8.34E-07	0.08	4.71E-02	3.23E-09	1.0E+06	3.2E-03
235	0.13297	2.52E-03	3.4E-04	6.05E-04	2.03E-07	0.08	4.71E-02	7.86E-10	1.0E+06	7.9E-04
236	0.13832	2.52E-03	3.5E-04	6.05E-04	2.11E-07	0.08	4.71E-02	8.17E-10	1.0E+06	8.2E-04
237	0.14531	2.52E-03	3.7E-04	6.05E-04	2.22E-07	0.08	4.71E-02	8.58E-10	1.0E+06	8.6E-04
238	0.15414	2.52E-03	3.9E-04	6.05E-04	2.35E-07	0.08	4.71E-02	9.11E-10	1.0E+06	9.1E-04
239	0.16381	2.52E-03	4.1E-04	6.05E-04	2.50E-07	0.08	4.71E-02	9.68E-10	1.0E+06	9.7E-04
240	0.17734	2.52E-03	4.5E-04	6.05E-04	2.70E-07	0.08	4.71E-02	1.05E-09	1.0E+06	1.0E-03
241	0.19171	2.52E-03	4.8E-04	6.05E-04	2.92E-07	0.08	4.71E-02	1.13E-09	1.0E+06	1.1E-03
242	0.20329	2.52E-03	5.1E-04	6.05E-04	3.10E-07	0.08	4.71E-02	1.20E-09	1.0E+06	1.2E-03
243	0.22816	2.52E-03	5.7E-04	6.05E-04	3.48E-07	0.08	4.71E-02	1.35E-09	1.0E+06	1.3E-03
244	0.255	2.52E-03	6.4E-04	6.05E-04	3.89E-07	0.08	4.71E-02	1.51E-09	1.0E+06	1.5E-03
245	0.28813	2.52E-03	7.3E-04	6.05E-04	4.39E-07	0.08	4.71E-02	1.70E-09	1.0E+06	1.7E-03
246	0.32386	2.52E-03	8.2E-04	6.05E-04	4.94E-07	0.08	4.71E-02	1.91E-09	1.0E+06	1.9E-03
247	0.32798	2.52E-03	8.3E-04	6.05E-04	5.00E-07	0.08	4.71E-02	1.94E-09	1.0E+06	1.9E-03
248	0.35938	2.52E-03	9.1E-04	6.05E-04	5.48E-07	0.08	4.71E-02	2.12E-09	1.0E+06	2.1E-03

Ventura Ranch
P3 (off) - Paving

							Cancer Risk from 2 to 16 years			
Receptor #	Conc	g/sec	Cair	Dose Constant	Dose	ED	Risk Constant	Risk	Constant 2	Risk/ Million
249	0.39779	2.52E-03	1.0E-03	6.05E-04	6.07E-07	0.08	4.71E-02	2.35E-09	1.0E+06	2.4E-03
250	0.43209	2.52E-03	1.1E-03	6.05E-04	6.59E-07	0.08	4.71E-02	2.55E-09	1.0E+06	2.6E-03
251	0.11748	2.52E-03	3.0E-04	6.05E-04	1.79E-07	0.08	4.71E-02	6.94E-10	1.0E+06	6.9E-04
252	0.12255	2.52E-03	3.1E-04	6.05E-04	1.87E-07	0.08	4.71E-02	7.24E-10	1.0E+06	7.2E-04
253	0.12903	2.52E-03	3.3E-04	6.05E-04	1.97E-07	0.08	4.71E-02	7.62E-10	1.0E+06	7.6E-04
254	0.13731	2.52E-03	3.5E-04	6.05E-04	2.09E-07	0.08	4.71E-02	8.11E-10	1.0E+06	8.1E-04
255	0.14532	2.52E-03	3.7E-04	6.05E-04	2.22E-07	0.08	4.71E-02	8.59E-10	1.0E+06	8.6E-04
256	0.15786	2.52E-03	4.0E-04	6.05E-04	2.41E-07	0.08	4.71E-02	9.33E-10	1.0E+06	9.3E-04
257	0.17132	2.52E-03	4.3E-04	6.05E-04	2.61E-07	0.08	4.71E-02	1.01E-09	1.0E+06	1.0E-03
258	0.18092	2.52E-03	4.6E-04	6.05E-04	2.76E-07	0.08	4.71E-02	1.07E-09	1.0E+06	1.1E-03
259	0.20122	2.52E-03	5.1E-04	6.05E-04	3.07E-07	0.08	4.71E-02	1.19E-09	1.0E+06	1.2E-03
260	0.22356	2.52E-03	5.6E-04	6.05E-04	3.41E-07	0.08	4.71E-02	1.32E-09	1.0E+06	1.3E-03
261	0.24962	2.52E-03	6.3E-04	6.05E-04	3.81E-07	0.08	4.71E-02	1.47E-09	1.0E+06	1.5E-03
262	0.27789	2.52E-03	7.0E-04	6.05E-04	4.24E-07	0.08	4.71E-02	1.64E-09	1.0E+06	1.6E-03
263	0.27517	2.52E-03	6.9E-04	6.05E-04	4.20E-07	0.08	4.71E-02	1.63E-09	1.0E+06	1.6E-03
264	0.30405	2.52E-03	7.7E-04	6.05E-04	4.64E-07	0.08	4.71E-02	1.80E-09	1.0E+06	1.8E-03
265	0.32051	2.52E-03	8.1E-04	6.05E-04	4.89E-07	0.08	4.71E-02	1.89E-09	1.0E+06	1.9E-03
266	0.34187	2.52E-03	8.6E-04	6.05E-04	5.21E-07	0.08	4.71E-02	2.02E-09	1.0E+06	2.0E-03
267	0.10496	2.52E-03	2.6E-04	6.05E-04	1.60E-07	0.08	4.71E-02	6.20E-10	1.0E+06	6.2E-04
268	0.11001	2.52E-03	2.8E-04	6.05E-04	1.68E-07	0.08	4.71E-02	6.50E-10	1.0E+06	6.5E-04
269	0.11612	2.52E-03	2.9E-04	6.05E-04	1.77E-07	0.08	4.71E-02	6.86E-10	1.0E+06	6.9E-04
270	0.12388	2.52E-03	3.1E-04	6.05E-04	1.89E-07	0.08	4.71E-02	7.32E-10	1.0E+06	7.3E-04
271	0.13101	2.52E-03	3.3E-04	6.05E-04	2.00E-07	0.08	4.71E-02	7.74E-10	1.0E+06	7.7E-04
272	0.14211	2.52E-03	3.6E-04	6.05E-04	2.17E-07	0.08	4.71E-02	8.40E-10	1.0E+06	8.4E-04
273	0.15433	2.52E-03	3.9E-04	6.05E-04	2.35E-07	0.08	4.71E-02	9.12E-10	1.0E+06	9.1E-04
274	0.16469	2.52E-03	4.2E-04	6.05E-04	2.51E-07	0.08	4.71E-02	9.73E-10	1.0E+06	9.7E-04
275	0.179	2.52E-03	4.5E-04	6.05E-04	2.73E-07	0.08	4.71E-02	1.06E-09	1.0E+06	1.1E-03
276	0.19851	2.52E-03	5.0E-04	6.05E-04	3.03E-07	0.08	4.71E-02	1.17E-09	1.0E+06	1.2E-03
277	0.21521	2.52E-03	5.4E-04	6.05E-04	3.28E-07	0.08	4.71E-02	1.27E-09	1.0E+06	1.3E-03
278	0.22946	2.52E-03	5.8E-04	6.05E-04	3.50E-07	0.08	4.71E-02	1.36E-09	1.0E+06	1.4E-03
279	0.24341	2.52E-03	6.1E-04	6.05E-04	3.71E-07	0.08	4.71E-02	1.44E-09	1.0E+06	1.4E-03

Ventura Ranch
P3 (off) - Paving

					Cancer Risk from 2 to 16 years					
Receptor #	Conc	g/sec	Cair	Dose Constant	Dose	ED	Risk Constant	Risk	Constant 2	Risk/ Million
280	0.26392	2.52E-03	6.7E-04	6.05E-04	4.02E-07	0.08	4.71E-02	1.56E-09	1.0E+06	1.6E-03
281	0.2743	2.52E-03	6.9E-04	6.05E-04	4.18E-07	0.08	4.71E-02	1.62E-09	1.0E+06	1.6E-03
282	0.29316	2.52E-03	7.4E-04	6.05E-04	4.47E-07	0.08	4.71E-02	1.73E-09	1.0E+06	1.7E-03
283	0.09475	2.52E-03	2.4E-04	6.05E-04	1.44E-07	0.08	4.71E-02	5.60E-10	1.0E+06	5.6E-04
284	0.0999	2.52E-03	2.5E-04	6.05E-04	1.52E-07	0.08	4.71E-02	5.90E-10	1.0E+06	5.9E-04
285	0.10574	2.52E-03	2.7E-04	6.05E-04	1.61E-07	0.08	4.71E-02	6.25E-10	1.0E+06	6.2E-04
286	0.11306	2.52E-03	2.8E-04	6.05E-04	1.72E-07	0.08	4.71E-02	6.68E-10	1.0E+06	6.7E-04
287	0.12013	2.52E-03	3.0E-04	6.05E-04	1.83E-07	0.08	4.71E-02	7.10E-10	1.0E+06	7.1E-04
288	0.12918	2.52E-03	3.3E-04	6.05E-04	1.97E-07	0.08	4.71E-02	7.63E-10	1.0E+06	7.6E-04
289	0.14045	2.52E-03	3.5E-04	6.05E-04	2.14E-07	0.08	4.71E-02	8.30E-10	1.0E+06	8.3E-04
290	0.15141	2.52E-03	3.8E-04	6.05E-04	2.31E-07	0.08	4.71E-02	8.95E-10	1.0E+06	8.9E-04
291	0.16166	2.52E-03	4.1E-04	6.05E-04	2.46E-07	0.08	4.71E-02	9.55E-10	1.0E+06	9.6E-04
292	0.17782	2.52E-03	4.5E-04	6.05E-04	2.71E-07	0.08	4.71E-02	1.05E-09	1.0E+06	1.1E-03
293	0.1917	2.52E-03	4.8E-04	6.05E-04	2.92E-07	0.08	4.71E-02	1.13E-09	1.0E+06	1.1E-03
294	0.20499	2.52E-03	5.2E-04	6.05E-04	3.13E-07	0.08	4.71E-02	1.21E-09	1.0E+06	1.2E-03
295	0.2177	2.52E-03	5.5E-04	6.05E-04	3.32E-07	0.08	4.71E-02	1.29E-09	1.0E+06	1.3E-03
296	0.23163	2.52E-03	5.8E-04	6.05E-04	3.53E-07	0.08	4.71E-02	1.37E-09	1.0E+06	1.4E-03
297	0.24114	2.52E-03	6.1E-04	6.05E-04	3.68E-07	0.08	4.71E-02	1.42E-09	1.0E+06	1.4E-03
298	0.25283	2.52E-03	6.4E-04	6.05E-04	3.86E-07	0.08	4.71E-02	1.49E-09	1.0E+06	1.5E-03
299	0.09164	2.52E-03	2.3E-04	6.05E-04	1.40E-07	0.08	4.71E-02	5.41E-10	1.0E+06	5.4E-04
300	0.09729	2.52E-03	2.5E-04	6.05E-04	1.48E-07	0.08	4.71E-02	5.75E-10	1.0E+06	5.7E-04
301	0.10412	2.52E-03	2.6E-04	6.05E-04	1.59E-07	0.08	4.71E-02	6.15E-10	1.0E+06	6.2E-04
302	0.11222	2.52E-03	2.8E-04	6.05E-04	1.71E-07	0.08	4.71E-02	6.63E-10	1.0E+06	6.6E-04
303	0.11995	2.52E-03	3.0E-04	6.05E-04	1.83E-07	0.08	4.71E-02	7.09E-10	1.0E+06	7.1E-04
304	0.12866	2.52E-03	3.2E-04	6.05E-04	1.96E-07	0.08	4.71E-02	7.60E-10	1.0E+06	7.6E-04
305	0.13836	2.52E-03	3.5E-04	6.05E-04	2.11E-07	0.08	4.71E-02	8.17E-10	1.0E+06	8.2E-04
306	0.14872	2.52E-03	3.7E-04	6.05E-04	2.27E-07	0.08	4.71E-02	8.79E-10	1.0E+06	8.8E-04
307	0.16095	2.52E-03	4.1E-04	6.05E-04	2.45E-07	0.08	4.71E-02	9.51E-10	1.0E+06	9.5E-04
308	0.17323	2.52E-03	4.4E-04	6.05E-04	2.64E-07	0.08	4.71E-02	1.02E-09	1.0E+06	1.0E-03

Ventura Ranch
P3 (off) - Paving

							Cancer Risk from 2 to 16 years			
Receptor #	Conc	g/sec	Cair	Dose Constant	Dose	ED	Risk Constant	Risk	Constant 2	Risk/ Million
309	0.18251	2.52E-03	4.6E-04	6.05E-04	2.78E-07	0.08	4.71E-02	1.08E-09	1.0E+06	1.1E-03
310	0.19325	2.52E-03	4.9E-04	6.05E-04	2.95E-07	0.08	4.71E-02	1.14E-09	1.0E+06	1.1E-03
311	0.20699	2.52E-03	5.2E-04	6.05E-04	3.16E-07	0.08	4.71E-02	1.22E-09	1.0E+06	1.2E-03
312	0.21939	2.52E-03	5.5E-04	6.05E-04	3.35E-07	0.08	4.71E-02	1.30E-09	1.0E+06	1.3E-03
313	0.21889	2.52E-03	5.5E-04	6.05E-04	3.34E-07	0.08	4.71E-02	1.29E-09	1.0E+06	1.3E-03
314	0.08461	2.52E-03	2.1E-04	6.05E-04	1.29E-07	0.08	4.71E-02	5.00E-10	1.0E+06	5.0E-04
315	0.09028	2.52E-03	2.3E-04	6.05E-04	1.38E-07	0.08	4.71E-02	5.33E-10	1.0E+06	5.3E-04
316	0.09664	2.52E-03	2.4E-04	6.05E-04	1.47E-07	0.08	4.71E-02	5.71E-10	1.0E+06	5.7E-04
317	0.10404	2.52E-03	2.6E-04	6.05E-04	1.59E-07	0.08	4.71E-02	6.15E-10	1.0E+06	6.1E-04
318	0.10976	2.52E-03	2.8E-04	6.05E-04	1.67E-07	0.08	4.71E-02	6.48E-10	1.0E+06	6.5E-04
319	0.11847	2.52E-03	3.0E-04	6.05E-04	1.81E-07	0.08	4.71E-02	7.00E-10	1.0E+06	7.0E-04
320	0.12794	2.52E-03	3.2E-04	6.05E-04	1.95E-07	0.08	4.71E-02	7.56E-10	1.0E+06	7.6E-04
321	0.13517	2.52E-03	3.4E-04	6.05E-04	2.06E-07	0.08	4.71E-02	7.99E-10	1.0E+06	8.0E-04
322	0.14658	2.52E-03	3.7E-04	6.05E-04	2.23E-07	0.08	4.71E-02	8.66E-10	1.0E+06	8.7E-04
323	0.15747	2.52E-03	4.0E-04	6.05E-04	2.40E-07	0.08	4.71E-02	9.30E-10	1.0E+06	9.3E-04
324	0.16565	2.52E-03	4.2E-04	6.05E-04	2.53E-07	0.08	4.71E-02	9.79E-10	1.0E+06	9.8E-04
325	0.17363	2.52E-03	4.4E-04	6.05E-04	2.65E-07	0.08	4.71E-02	1.03E-09	1.0E+06	1.0E-03
326	0.18569	2.52E-03	4.7E-04	6.05E-04	2.83E-07	0.08	4.71E-02	1.10E-09	1.0E+06	1.1E-03
327	0.19567	2.52E-03	4.9E-04	6.05E-04	2.98E-07	0.08	4.71E-02	1.16E-09	1.0E+06	1.2E-03
328	0.19139	2.52E-03	4.8E-04	6.05E-04	2.92E-07	0.08	4.71E-02	1.13E-09	1.0E+06	1.1E-03
329	0.0786	2.52E-03	2.0E-04	6.05E-04	1.20E-07	0.08	4.71E-02	4.64E-10	1.0E+06	4.6E-04
330	0.08434	2.52E-03	2.1E-04	6.05E-04	1.29E-07	0.08	4.71E-02	4.98E-10	1.0E+06	5.0E-04
331	0.09027	2.52E-03	2.3E-04	6.05E-04	1.38E-07	0.08	4.71E-02	5.33E-10	1.0E+06	5.3E-04
332	0.09699	2.52E-03	2.4E-04	6.05E-04	1.48E-07	0.08	4.71E-02	5.73E-10	1.0E+06	5.7E-04
333	0.10231	2.52E-03	2.6E-04	6.05E-04	1.56E-07	0.08	4.71E-02	6.04E-10	1.0E+06	6.0E-04
334	0.10991	2.52E-03	2.8E-04	6.05E-04	1.68E-07	0.08	4.71E-02	6.49E-10	1.0E+06	6.5E-04
335	0.11792	2.52E-03	3.0E-04	6.05E-04	1.80E-07	0.08	4.71E-02	6.97E-10	1.0E+06	7.0E-04
336	0.12549	2.52E-03	3.2E-04	6.05E-04	1.91E-07	0.08	4.71E-02	7.41E-10	1.0E+06	7.4E-04
337	0.13479	2.52E-03	3.4E-04	6.05E-04	2.06E-07	0.08	4.71E-02	7.96E-10	1.0E+06	8.0E-04
338	0.14455	2.52E-03	3.6E-04	6.05E-04	2.20E-07	0.08	4.71E-02	8.54E-10	1.0E+06	8.5E-04
339	0.15222	2.52E-03	3.8E-04	6.05E-04	2.32E-07	0.08	4.71E-02	8.99E-10	1.0E+06	9.0E-04

Ventura Ranch
P3 (off) - Paving

							Cancer Risk from 2 to 16 years			
Receptor #	Conc	g/sec	Cair	Dose Constant	Dose	ED	Risk Constant	Risk	Constant 2	Risk/ Million
340	0.15742	2.52E-03	4.0E-04	6.05E-04	2.40E-07	0.08	4.71E-02	9.30E-10	1.0E+06	9.3E-04
341	0.16757	2.52E-03	4.2E-04	6.05E-04	2.56E-07	0.08	4.71E-02	9.90E-10	1.0E+06	9.9E-04
342	0.17561	2.52E-03	4.4E-04	6.05E-04	2.68E-07	0.08	4.71E-02	1.04E-09	1.0E+06	1.0E-03
343	0.16937	2.52E-03	4.3E-04	6.05E-04	2.58E-07	0.08	4.71E-02	1.00E-09	1.0E+06	1.0E-03
344	0.16174	2.52E-03	4.1E-04	6.05E-04	2.47E-07	0.08	4.71E-02	9.56E-10	1.0E+06	9.6E-04
345	0.07348	2.52E-03	1.9E-04	6.05E-04	1.12E-07	0.08	4.71E-02	4.34E-10	1.0E+06	4.3E-04
346	0.07923	2.52E-03	2.0E-04	6.05E-04	1.21E-07	0.08	4.71E-02	4.68E-10	1.0E+06	4.7E-04
347	0.08472	2.52E-03	2.1E-04	6.05E-04	1.29E-07	0.08	4.71E-02	5.01E-10	1.0E+06	5.0E-04
348	0.09081	2.52E-03	2.3E-04	6.05E-04	1.38E-07	0.08	4.71E-02	5.37E-10	1.0E+06	5.4E-04
349	0.09595	2.52E-03	2.4E-04	6.05E-04	1.46E-07	0.08	4.71E-02	5.67E-10	1.0E+06	5.7E-04
350	0.10248	2.52E-03	2.6E-04	6.05E-04	1.56E-07	0.08	4.71E-02	6.05E-10	1.0E+06	6.1E-04
351	0.10948	2.52E-03	2.8E-04	6.05E-04	1.67E-07	0.08	4.71E-02	6.47E-10	1.0E+06	6.5E-04
352	0.11726	2.52E-03	3.0E-04	6.05E-04	1.79E-07	0.08	4.71E-02	6.93E-10	1.0E+06	6.9E-04
353	0.12466	2.52E-03	3.1E-04	6.05E-04	1.90E-07	0.08	4.71E-02	7.36E-10	1.0E+06	7.4E-04
354	0.13302	2.52E-03	3.4E-04	6.05E-04	2.03E-07	0.08	4.71E-02	7.86E-10	1.0E+06	7.9E-04
355	0.13998	2.52E-03	3.5E-04	6.05E-04	2.13E-07	0.08	4.71E-02	8.27E-10	1.0E+06	8.3E-04
356	0.14361	2.52E-03	3.6E-04	6.05E-04	2.19E-07	0.08	4.71E-02	8.48E-10	1.0E+06	8.5E-04
357	0.15238	2.52E-03	3.8E-04	6.05E-04	2.32E-07	0.08	4.71E-02	9.00E-10	1.0E+06	9.0E-04
358	0.15915	2.52E-03	4.0E-04	6.05E-04	2.43E-07	0.08	4.71E-02	9.40E-10	1.0E+06	9.4E-04
359	0.15587	2.52E-03	3.9E-04	6.05E-04	2.38E-07	0.08	4.71E-02	9.21E-10	1.0E+06	9.2E-04
360	0.1426	2.52E-03	3.6E-04	6.05E-04	2.17E-07	0.08	4.71E-02	8.42E-10	1.0E+06	8.4E-04

Ventura Ranch
P3 (off) - Paving

Max Cancer Risk Cancer Risk	
Receptor #	**Total Risk/ Million**
1	1.2E-02
2	1.3E-02
3	1.3E-02
4	1.4E-02
5	1.4E-02
6	1.4E-02
7	1.3E-02
8	1.2E-02
9	1.1E-02
10	1.0E-02
11	9.1E-03
12	7.9E-03
13	6.7E-03
14	5.5E-03
15	4.1E-03
16	3.2E-03
17	2.2E-03
18	1.7E-03
19	1.2E-03
20	9.9E-04
21	7.8E-04
22	1.4E-02
23	1.3E-02
24	1.2E-02
25	1.1E-02
26	9.8E-03
27	8.4E-03
28	7.1E-03
29	5.8E-03
30	4.3E-03
31	3.0E-03

Max	**Receptor #**	
0.076	122	Res

Chronic Non Cancer Risk	
REL	**HI Offroad**
5	1.01E-03
5	1.08E-03
5	1.14E-03
5	1.17E-03
5	1.18E-03
5	1.17E-03
5	1.12E-03
5	1.06E-03
5	9.73E-04
5	8.78E-04
5	7.76E-04
5	6.70E-04
5	5.68E-04
5	4.73E-04
5	3.48E-04
5	2.70E-04
5	1.87E-04
5	1.46E-04
5	1.07E-04
5	8.45E-05
5	6.65E-05
5	1.22E-03
5	1.15E-03
5	1.06E-03
5	9.48E-04
5	8.34E-04
5	7.17E-04
5	6.02E-04
5	4.98E-04
5	3.68E-04
5	2.55E-04

Max	**Receptor #**	
6.494E-03	122	Res

Ventura Ranch
P3 (off) - Paving

Max Cancer Risk Cancer Risk		*Chronic Non Cancer Risk*	
Receptor #	Total Risk/ Million	REL	HI Offroad
32	1.7E-03	5	1.48E-04
33	1.4E-03	5	1.21E-04
34	1.3E-03	5	1.08E-04
35	6.2E-03	5	5.30E-04
36	4.5E-03	5	3.84E-04
37	6.2E-03	5	5.26E-04
38	7.4E-03	5	6.33E-04
39	8.9E-03	5	7.56E-04
40	1.1E-02	5	8.98E-04
41	6.1E-03	5	5.17E-04
42	7.4E-03	5	6.28E-04
43	8.9E-03	5	7.60E-04
44	1.1E-02	5	9.19E-04
45	1.3E-02	5	1.10E-03
46	2.0E-02	5	1.67E-03
47	1.8E-02	5	1.53E-03
48	7.2E-03	5	6.18E-04
49	8.9E-03	5	7.61E-04
50	1.1E-02	5	9.35E-04
51	1.3E-02	5	1.14E-03
52	2.2E-02	5	1.86E-03
53	2.0E-02	5	1.70E-03
54	1.8E-02	5	1.50E-03
55	8.8E-03	5	7.47E-04
56	1.1E-02	5	9.35E-04
57	1.4E-02	5	1.16E-03
58	1.6E-02	5	1.40E-03
59	2.4E-02	5	2.08E-03
60	2.2E-02	5	1.90E-03
61	2.0E-02	5	1.67E-03
62	2.8E-02	5	2.35E-03

Ventura Ranch
P3 (off) - Paving

Max Cancer Risk Cancer Risk		*Chronic Non Cancer Risk*	
Receptor #	Total Risk/ Million	REL	HI Offroad
63	2.5E-02	5	2.14E-03
64	2.2E-02	5	1.87E-03
65	2.8E-02	5	2.43E-03
66	6.5E-03	5	5.56E-04
67	8.3E-03	5	7.09E-04
68	3.1E-03	5	2.67E-04
69	2.1E-03	5	1.78E-04
70	1.6E-03	5	1.34E-04
71	1.3E-03	5	1.10E-04
72	6.4E-03	5	5.44E-04
73	8.1E-03	5	6.90E-04
74	5.6E-03	5	4.79E-04
75	3.3E-03	5	2.84E-04
76	2.3E-03	5	1.94E-04
77	1.7E-03	5	1.47E-04
78	1.5E-03	5	1.26E-04
79	6.3E-03	5	5.34E-04
80	7.9E-03	5	6.71E-04
81	5.8E-03	5	4.97E-04
82	3.6E-03	5	3.03E-04
83	2.7E-03	5	2.28E-04
84	2.2E-03	5	1.90E-04
85	1.8E-03	5	1.54E-04
86	6.2E-03	5	5.31E-04
87	8.4E-03	5	7.13E-04
88	4.3E-03	5	3.63E-04
89	4.9E-03	5	4.20E-04
90	4.0E-03	5	3.37E-04
91	4.5E-03	5	3.86E-04
92	5.2E-03	5	4.46E-04
93	3.6E-03	5	3.08E-04

Ventura Ranch
P3 (off) - Paving

Max Cancer Risk Cancer Risk		*Chronic Non Cancer Risk*	
Receptor #	Total Risk/ Million	REL	HI Offroad
94	4.1E-03	5	3.48E-04
95	4.6E-03	5	3.96E-04
96	5.5E-03	5	4.66E-04
97	6.5E-03	5	5.57E-04
98	7.8E-03	5	6.68E-04
99	3.2E-03	5	2.74E-04
100	3.6E-03	5	3.05E-04
101	4.0E-03	5	3.43E-04
102	4.6E-03	5	3.96E-04
103	5.5E-03	5	4.65E-04
104	6.5E-03	5	5.58E-04
105	8.1E-03	5	6.90E-04
106	1.0E-02	5	8.90E-04
107	1.4E-02	5	1.24E-03
108	2.3E-02	5	1.96E-03
109	2.8E-03	5	2.38E-04
110	3.1E-03	5	2.61E-04
111	3.4E-03	5	2.91E-04
112	3.9E-03	5	3.33E-04
113	4.5E-03	5	3.80E-04
114	5.1E-03	5	4.39E-04
115	6.1E-03	5	5.22E-04
116	7.5E-03	5	6.37E-04
117	9.5E-03	5	8.09E-04
118	1.3E-02	5	1.10E-03
119	2.0E-02	5	1.69E-03
120	3.4E-02	5	2.86E-03
121	5.4E-02	5	4.58E-03
122	7.6E-02	5	6.49E-03
123	2.4E-03	5	2.03E-04
124	2.6E-03	5	2.20E-04

Ventura Ranch
P3 (off) - Paving

Max Cancer Risk Cancer Risk		*Chronic Non Cancer Risk*	
Receptor #	Total Risk/ Million	REL	HI Offroad
125	2.8E-03	5	2.42E-04
126	3.2E-03	5	2.72E-04
127	3.5E-03	5	3.03E-04
128	4.0E-03	5	3.41E-04
129	4.6E-03	5	3.94E-04
130	5.4E-03	5	4.60E-04
131	6.5E-03	5	5.51E-04
132	8.0E-03	5	6.83E-04
133	1.1E-02	5	9.10E-04
134	1.5E-02	5	1.30E-03
135	2.2E-02	5	1.84E-03
136	2.9E-02	5	2.47E-03
137	3.7E-02	5	3.12E-03
138	4.2E-02	5	3.59E-03
139	2.0E-03	5	1.72E-04
140	2.2E-03	5	1.84E-04
141	2.3E-03	5	1.99E-04
142	2.6E-03	5	2.20E-04
143	2.8E-03	5	2.40E-04
144	3.1E-03	5	2.65E-04
145	3.5E-03	5	2.99E-04
146	4.0E-03	5	3.39E-04
147	4.6E-03	5	3.94E-04
148	5.4E-03	5	4.61E-04
149	6.7E-03	5	5.74E-04
150	8.9E-03	5	7.55E-04
151	1.1E-02	5	9.77E-04
152	1.4E-02	5	1.22E-03
153	1.8E-02	5	1.58E-03
154	2.2E-02	5	1.86E-03
155	1.7E-03	5	1.45E-04

Ventura Ranch
P3 (off) - Paving

Max Cancer Risk Cancer Risk		*Chronic Non Cancer Risk*	
Receptor #	Total Risk/ Million	REL	HI Offroad
156	1.8E-03	5	1.53E-04
157	1.9E-03	5	1.64E-04
158	2.1E-03	5	1.79E-04
159	2.3E-03	5	1.92E-04
160	2.5E-03	5	2.10E-04
161	2.7E-03	5	2.32E-04
162	3.0E-03	5	2.58E-04
163	3.5E-03	5	2.96E-04
164	4.0E-03	5	3.40E-04
165	4.8E-03	5	4.07E-04
166	6.0E-03	5	5.09E-04
167	7.2E-03	5	6.17E-04
168	8.7E-03	5	7.39E-04
169	1.1E-02	5	9.24E-04
170	1.3E-02	5	1.08E-03
171	1.4E-03	5	1.22E-04
172	1.5E-03	5	1.29E-04
173	1.6E-03	5	1.36E-04
174	1.7E-03	5	1.46E-04
175	1.8E-03	5	1.57E-04
176	2.0E-03	5	1.70E-04
177	2.2E-03	5	1.84E-04
178	2.4E-03	5	2.04E-04
179	2.7E-03	5	2.32E-04
180	3.1E-03	5	2.63E-04
181	3.5E-03	5	3.02E-04
182	4.3E-03	5	3.68E-04
183	5.1E-03	5	4.37E-04
184	5.9E-03	5	5.03E-04
185	7.1E-03	5	6.07E-04
186	8.1E-03	5	6.94E-04

Ventura Ranch
P3 (off) - Paving

Max Cancer Risk Cancer Risk		*Chronic Non Cancer Risk*	
Receptor #	Total Risk/ Million	REL	HI Offroad
187	1.2E-03	5	1.04E-04
188	1.3E-03	5	1.09E-04
189	1.3E-03	5	1.14E-04
190	1.4E-03	5	1.22E-04
191	1.5E-03	5	1.30E-04
192	1.6E-03	5	1.40E-04
193	1.8E-03	5	1.51E-04
194	2.0E-03	5	1.67E-04
195	2.2E-03	5	1.88E-04
196	2.5E-03	5	2.12E-04
197	2.8E-03	5	2.40E-04
198	3.3E-03	5	2.85E-04
199	3.9E-03	5	3.30E-04
200	4.3E-03	5	3.66E-04
201	5.0E-03	5	4.31E-04
202	5.7E-03	5	4.84E-04
203	1.0E-03	5	8.89E-05
204	1.1E-03	5	9.25E-05
205	1.1E-03	5	9.71E-05
206	1.2E-03	5	1.03E-04
207	1.3E-03	5	1.10E-04
208	1.4E-03	5	1.19E-04
209	1.5E-03	5	1.27E-04
210	1.6E-03	5	1.40E-04
211	1.8E-03	5	1.57E-04
212	2.0E-03	5	1.74E-04
213	2.3E-03	5	1.98E-04
214	2.7E-03	5	2.31E-04
215	3.1E-03	5	2.61E-04
216	3.3E-03	5	2.80E-04
217	3.8E-03	5	3.22E-04

Ventura Ranch
P3 (off) - Paving

Max Cancer Risk Cancer Risk		*Chronic Non Cancer Risk*	
Receptor #	Total Risk/ Million	REL	HI Offroad
218	4.2E-03	5	3.59E-04
219	9.0E-04	5	7.67E-05
220	9.4E-04	5	7.98E-05
221	9.8E-04	5	8.37E-05
222	1.0E-03	5	8.88E-05
223	1.1E-03	5	9.48E-05
224	1.2E-03	5	1.02E-04
225	1.3E-03	5	1.10E-04
226	1.4E-03	5	1.17E-04
227	1.5E-03	5	1.32E-04
228	1.7E-03	5	1.48E-04
229	2.0E-03	5	1.68E-04
230	2.3E-03	5	1.92E-04
231	2.4E-03	5	2.08E-04
232	2.6E-03	5	2.21E-04
233	2.9E-03	5	2.51E-04
234	3.2E-03	5	2.76E-04
235	7.9E-04	5	6.70E-05
236	8.2E-04	5	6.97E-05
237	8.6E-04	5	7.32E-05
238	9.1E-04	5	7.77E-05
239	9.7E-04	5	8.26E-05
240	1.0E-03	5	8.94E-05
241	1.1E-03	5	9.66E-05
242	1.2E-03	5	1.02E-04
243	1.3E-03	5	1.15E-04
244	1.5E-03	5	1.29E-04
245	1.7E-03	5	1.45E-04
246	1.9E-03	5	1.63E-04
247	1.9E-03	5	1.65E-04
248	2.1E-03	5	1.81E-04

Ventura Ranch
P3 (off) - Paving

Max Cancer Risk Cancer Risk		*Chronic Non Cancer Risk*	
Receptor #	Total Risk/ Million	REL	HI Offroad
249	2.4E-03	5	2.00E-04
250	2.6E-03	5	2.18E-04
251	6.9E-04	5	5.92E-05
252	7.2E-04	5	6.18E-05
253	7.6E-04	5	6.50E-05
254	8.1E-04	5	6.92E-05
255	8.6E-04	5	7.32E-05
256	9.3E-04	5	7.96E-05
257	1.0E-03	5	8.63E-05
258	1.1E-03	5	9.12E-05
259	1.2E-03	5	1.01E-04
260	1.3E-03	5	1.13E-04
261	1.5E-03	5	1.26E-04
262	1.6E-03	5	1.40E-04
263	1.6E-03	5	1.39E-04
264	1.8E-03	5	1.53E-04
265	1.9E-03	5	1.62E-04
266	2.0E-03	5	1.72E-04
267	6.2E-04	5	5.29E-05
268	6.5E-04	5	5.54E-05
269	6.9E-04	5	5.85E-05
270	7.3E-04	5	6.24E-05
271	7.7E-04	5	6.60E-05
272	8.4E-04	5	7.16E-05
273	9.1E-04	5	7.78E-05
274	9.7E-04	5	8.30E-05
275	1.1E-03	5	9.02E-05
276	1.2E-03	5	1.00E-04
277	1.3E-03	5	1.08E-04
278	1.4E-03	5	1.16E-04
279	1.4E-03	5	1.23E-04

Ventura Ranch
P3 (off) - Paving

Max Cancer Risk Cancer Risk		*Chronic Non Cancer Risk*	
Receptor #	Total Risk/ Million	REL	HI Offroad
280	1.6E-03	5	1.33E-04
281	1.6E-03	5	1.38E-04
282	1.7E-03	5	1.48E-04
283	5.6E-04	5	4.78E-05
284	5.9E-04	5	5.03E-05
285	6.2E-04	5	5.33E-05
286	6.7E-04	5	5.70E-05
287	7.1E-04	5	6.05E-05
288	7.6E-04	5	6.51E-05
289	8.3E-04	5	7.08E-05
290	8.9E-04	5	7.63E-05
291	9.6E-04	5	8.15E-05
292	1.1E-03	5	8.96E-05
293	1.1E-03	5	9.66E-05
294	1.2E-03	5	1.03E-04
295	1.3E-03	5	1.10E-04
296	1.4E-03	5	1.17E-04
297	1.4E-03	5	1.22E-04
298	1.5E-03	5	1.27E-04
299	5.4E-04	5	4.62E-05
300	5.7E-04	5	4.90E-05
301	6.2E-04	5	5.25E-05
302	6.6E-04	5	5.66E-05
303	7.1E-04	5	6.05E-05
304	7.6E-04	5	6.48E-05
305	8.2E-04	5	6.97E-05
306	8.8E-04	5	7.50E-05
307	9.5E-04	5	8.11E-05
308	1.0E-03	5	8.73E-05

Ventura Ranch
P3 (off) - Paving

Max Cancer Risk Cancer Risk		*Chronic Non Cancer Risk*	
Receptor #	Total Risk/ Million	REL	HI Offroad
309	1.1E-03	5	9.20E-05
310	1.1E-03	5	9.74E-05
311	1.2E-03	5	1.04E-04
312	1.3E-03	5	1.11E-04
313	1.3E-03	5	1.10E-04
314	5.0E-04	5	4.26E-05
315	5.3E-04	5	4.55E-05
316	5.7E-04	5	4.87E-05
317	6.1E-04	5	5.24E-05
318	6.5E-04	5	5.53E-05
319	7.0E-04	5	5.97E-05
320	7.6E-04	5	6.45E-05
321	8.0E-04	5	6.81E-05
322	8.7E-04	5	7.39E-05
323	9.3E-04	5	7.94E-05
324	9.8E-04	5	8.35E-05
325	1.0E-03	5	8.75E-05
326	1.1E-03	5	9.36E-05
327	1.2E-03	5	9.86E-05
328	1.1E-03	5	9.65E-05
329	4.6E-04	5	3.96E-05
330	5.0E-04	5	4.25E-05
331	5.3E-04	5	4.55E-05
332	5.7E-04	5	4.89E-05
333	6.0E-04	5	5.16E-05
334	6.5E-04	5	5.54E-05
335	7.0E-04	5	5.94E-05
336	7.4E-04	5	6.32E-05
337	8.0E-04	5	6.79E-05
338	8.5E-04	5	7.29E-05
339	9.0E-04	5	7.67E-05

Ventura Ranch
P3 (off) - Paving

Max Cancer Risk Cancer Risk		*Chronic Non Cancer Risk*	
Receptor #	Total Risk/ Million	REL	HI Offroad
340	9.3E-04	5	7.93E-05
341	9.9E-04	5	8.45E-05
342	1.0E-03	5	8.85E-05
343	1.0E-03	5	8.54E-05
344	9.6E-04	5	8.15E-05
345	4.3E-04	5	3.70E-05
346	4.7E-04	5	3.99E-05
347	5.0E-04	5	4.27E-05
348	5.4E-04	5	4.58E-05
349	5.7E-04	5	4.84E-05
350	6.1E-04	5	5.16E-05
351	6.5E-04	5	5.52E-05
352	6.9E-04	5	5.91E-05
353	7.4E-04	5	6.28E-05
354	7.9E-04	5	6.70E-05
355	8.3E-04	5	7.05E-05
356	8.5E-04	5	7.24E-05
357	9.0E-04	5	7.68E-05
358	9.4E-04	5	8.02E-05
359	9.2E-04	5	7.86E-05
360	8.4E-04	5	7.19E-05

Ventura Ranch

P3 (off) - Architectural Coating

		Cancer Risk from 2 to 16 years								
Receptor #	Conc	g/sec	Cair	Dose Constant	Dose	ED	Risk Constant	Risk	Constant 2	Risk/ Million
1	1.99476	1.26E-04	2.5E-04	6.05E-04	1.52E-07	0.08	4.71E-02	5.89E-10	1.0E+06	5.9E-04
2	2.14715	1.26E-04	2.7E-04	6.05E-04	1.64E-07	0.08	4.71E-02	6.34E-10	1.0E+06	6.3E-04
3	2.2656	1.26E-04	2.9E-04	6.05E-04	1.73E-07	0.08	4.71E-02	6.69E-10	1.0E+06	6.7E-04
4	2.34028	1.26E-04	2.9E-04	6.05E-04	1.78E-07	0.08	4.71E-02	6.91E-10	1.0E+06	6.9E-04
5	2.36397	1.26E-04	3.0E-04	6.05E-04	1.80E-07	0.08	4.71E-02	6.98E-10	1.0E+06	7.0E-04
6	2.33449	1.26E-04	2.9E-04	6.05E-04	1.78E-07	0.08	4.71E-02	6.90E-10	1.0E+06	6.9E-04
7	2.24354	1.26E-04	2.8E-04	6.05E-04	1.71E-07	0.08	4.71E-02	6.63E-10	1.0E+06	6.6E-04
8	2.10472	1.26E-04	2.7E-04	6.05E-04	1.60E-07	0.08	4.71E-02	6.22E-10	1.0E+06	6.2E-04
9	1.93339	1.26E-04	2.4E-04	6.05E-04	1.47E-07	0.08	4.71E-02	5.71E-10	1.0E+06	5.7E-04
10	1.73657	1.26E-04	2.2E-04	6.05E-04	1.32E-07	0.08	4.71E-02	5.13E-10	1.0E+06	5.1E-04
11	1.52678	1.26E-04	1.9E-04	6.05E-04	1.16E-07	0.08	4.71E-02	4.51E-10	1.0E+06	4.5E-04
12	1.31264	1.26E-04	1.7E-04	6.05E-04	1.00E-07	0.08	4.71E-02	3.88E-10	1.0E+06	3.9E-04
13	1.10448	1.26E-04	1.4E-04	6.05E-04	8.42E-08	0.08	4.71E-02	3.26E-10	1.0E+06	3.3E-04
14	0.91444	1.26E-04	1.2E-04	6.05E-04	6.97E-08	0.08	4.71E-02	2.70E-10	1.0E+06	2.7E-04
15	0.66282	1.26E-04	8.4E-05	6.05E-04	5.05E-08	0.08	4.71E-02	1.96E-10	1.0E+06	2.0E-04
16	0.51105	1.26E-04	6.4E-05	6.05E-04	3.90E-08	0.08	4.71E-02	1.51E-10	1.0E+06	1.5E-04
17	0.35216	1.26E-04	4.4E-05	6.05E-04	2.68E-08	0.08	4.71E-02	1.04E-10	1.0E+06	1.0E-04
18	0.27711	1.26E-04	3.5E-05	6.05E-04	2.11E-08	0.08	4.71E-02	8.19E-11	1.0E+06	8.2E-05
19	0.20358	1.26E-04	2.6E-05	6.05E-04	1.55E-08	0.08	4.71E-02	6.01E-11	1.0E+06	6.0E-05
20	0.16279	1.26E-04	2.1E-05	6.05E-04	1.24E-08	0.08	4.71E-02	4.81E-11	1.0E+06	4.8E-05
21	0.12895	1.26E-04	1.6E-05	6.05E-04	9.83E-09	0.08	4.71E-02	3.81E-11	1.0E+06	3.8E-05
22	2.44356	1.26E-04	3.1E-04	6.05E-04	1.86E-07	0.08	4.71E-02	7.22E-10	1.0E+06	7.2E-04
23	2.29276	1.26E-04	2.9E-04	6.05E-04	1.75E-07	0.08	4.71E-02	6.77E-10	1.0E+06	6.8E-04
24	2.09913	1.26E-04	2.6E-04	6.05E-04	1.60E-07	0.08	4.71E-02	6.20E-10	1.0E+06	6.2E-04
25	1.87641	1.26E-04	2.4E-04	6.05E-04	1.43E-07	0.08	4.71E-02	5.54E-10	1.0E+06	5.5E-04
26	1.64064	1.26E-04	2.1E-04	6.05E-04	1.25E-07	0.08	4.71E-02	4.85E-10	1.0E+06	4.8E-04
27	1.40152	1.26E-04	1.8E-04	6.05E-04	1.07E-07	0.08	4.71E-02	4.14E-10	1.0E+06	4.1E-04
28	1.16831	1.26E-04	1.5E-04	6.05E-04	8.91E-08	0.08	4.71E-02	3.45E-10	1.0E+06	3.5E-04
29	0.959	1.26E-04	1.2E-04	6.05E-04	7.31E-08	0.08	4.71E-02	2.83E-10	1.0E+06	2.8E-04
30	0.70048	1.26E-04	8.8E-05	6.05E-04	5.34E-08	0.08	4.71E-02	2.07E-10	1.0E+06	2.1E-04
31	0.47991	1.26E-04	6.0E-05	6.05E-04	3.66E-08	0.08	4.71E-02	1.42E-10	1.0E+06	1.4E-04

Ventura Ranch

P3 (off) - Architectural Coating

		Cancer Risk from 2 to 16 years								
Receptor #	Conc	g/sec	Cair	Dose Constant	Dose	ED	Risk Constant	Risk	Constant 2	Risk/ Million
32	0.27847	1.26E-04	3.5E-05	6.05E-04	2.12E-08	0.08	4.71E-02	8.23E-11	1.0E+06	8.2E-05
33	0.22975	1.26E-04	2.9E-05	6.05E-04	1.75E-08	0.08	4.71E-02	6.79E-11	1.0E+06	6.8E-05
34	0.20561	1.26E-04	2.6E-05	6.05E-04	1.57E-08	0.08	4.71E-02	6.07E-11	1.0E+06	6.1E-05
35	1.01699	1.26E-04	1.3E-04	6.05E-04	7.75E-08	0.08	4.71E-02	3.00E-10	1.0E+06	3.0E-04
36	0.72517	1.26E-04	9.1E-05	6.05E-04	5.53E-08	0.08	4.71E-02	2.14E-10	1.0E+06	2.1E-04
37	1.01164	1.26E-04	1.3E-04	6.05E-04	7.71E-08	0.08	4.71E-02	2.99E-10	1.0E+06	3.0E-04
38	1.21719	1.26E-04	1.5E-04	6.05E-04	9.28E-08	0.08	4.71E-02	3.60E-10	1.0E+06	3.6E-04
39	1.45763	1.26E-04	1.8E-04	6.05E-04	1.11E-07	0.08	4.71E-02	4.31E-10	1.0E+06	4.3E-04
40	1.73629	1.26E-04	2.2E-04	6.05E-04	1.32E-07	0.08	4.71E-02	5.13E-10	1.0E+06	5.1E-04
41	0.99206	1.26E-04	1.2E-04	6.05E-04	7.56E-08	0.08	4.71E-02	2.93E-10	1.0E+06	2.9E-04
42	1.20372	1.26E-04	1.5E-04	6.05E-04	9.18E-08	0.08	4.71E-02	3.56E-10	1.0E+06	3.6E-04
43	1.45908	1.26E-04	1.8E-04	6.05E-04	1.11E-07	0.08	4.71E-02	4.31E-10	1.0E+06	4.3E-04
44	1.76809	1.26E-04	2.2E-04	6.05E-04	1.35E-07	0.08	4.71E-02	5.22E-10	1.0E+06	5.2E-04
45	2.12964	1.26E-04	2.7E-04	6.05E-04	1.62E-07	0.08	4.71E-02	6.29E-10	1.0E+06	6.3E-04
46	3.36266	1.26E-04	4.2E-04	6.05E-04	2.56E-07	0.08	4.71E-02	9.93E-10	1.0E+06	9.9E-04
47	3.05369	1.26E-04	3.8E-04	6.05E-04	2.33E-07	0.08	4.71E-02	9.02E-10	1.0E+06	9.0E-04
48	1.18075	1.26E-04	1.5E-04	6.05E-04	9.00E-08	0.08	4.71E-02	3.49E-10	1.0E+06	3.5E-04
49	1.45355	1.26E-04	1.8E-04	6.05E-04	1.11E-07	0.08	4.71E-02	4.29E-10	1.0E+06	4.3E-04
50	1.78831	1.26E-04	2.3E-04	6.05E-04	1.36E-07	0.08	4.71E-02	5.28E-10	1.0E+06	5.3E-04
51	2.17954	1.26E-04	2.7E-04	6.05E-04	1.66E-07	0.08	4.71E-02	6.44E-10	1.0E+06	6.4E-04
52	3.74906	1.26E-04	4.7E-04	6.05E-04	2.86E-07	0.08	4.71E-02	1.11E-09	1.0E+06	1.1E-03
53	3.40173	1.26E-04	4.3E-04	6.05E-04	2.59E-07	0.08	4.71E-02	1.00E-09	1.0E+06	1.0E-03
54	2.96982	1.26E-04	3.7E-04	6.05E-04	2.26E-07	0.08	4.71E-02	8.77E-10	1.0E+06	8.8E-04
55	1.42147	1.26E-04	1.8E-04	6.05E-04	1.08E-07	0.08	4.71E-02	4.20E-10	1.0E+06	4.2E-04
56	1.77896	1.26E-04	2.2E-04	6.05E-04	1.36E-07	0.08	4.71E-02	5.26E-10	1.0E+06	5.3E-04
57	2.20854	1.26E-04	2.8E-04	6.05E-04	1.68E-07	0.08	4.71E-02	6.52E-10	1.0E+06	6.5E-04
58	2.68441	1.26E-04	3.4E-04	6.05E-04	2.05E-07	0.08	4.71E-02	7.93E-10	1.0E+06	7.9E-04
59	4.21097	1.26E-04	5.3E-04	6.05E-04	3.21E-07	0.08	4.71E-02	1.24E-09	1.0E+06	1.2E-03
60	3.81269	1.26E-04	4.8E-04	6.05E-04	2.91E-07	0.08	4.71E-02	1.13E-09	1.0E+06	1.1E-03
61	3.31376	1.26E-04	4.2E-04	6.05E-04	2.53E-07	0.08	4.71E-02	9.79E-10	1.0E+06	9.8E-04
62	4.76974	1.26E-04	6.0E-04	6.05E-04	3.64E-07	0.08	4.71E-02	1.41E-09	1.0E+06	1.4E-03

Ventura Ranch

P3 (off) - Architectural Coating

		Cancer Risk from 2 to 16 years								
Receptor #	Conc	g/sec	Cair	Dose Constant	Dose	ED	Risk Constant	Risk	Constant 2	Risk/ Million
63	4.31051	1.26E-04	5.4E-04	6.05E-04	3.29E-07	0.08	4.71E-02	1.27E-09	1.0E+06	1.3E-03
64	3.73028	1.26E-04	4.7E-04	6.05E-04	2.84E-07	0.08	4.71E-02	1.10E-09	1.0E+06	1.1E-03
65	4.91952	1.26E-04	6.2E-04	6.05E-04	3.75E-07	0.08	4.71E-02	1.45E-09	1.0E+06	1.5E-03
66	1.04762	1.26E-04	1.3E-04	6.05E-04	7.99E-08	0.08	4.71E-02	3.09E-10	1.0E+06	3.1E-04
67	1.32915	1.26E-04	1.7E-04	6.05E-04	1.01E-07	0.08	4.71E-02	3.93E-10	1.0E+06	3.9E-04
68	0.47291	1.26E-04	6.0E-05	6.05E-04	3.61E-08	0.08	4.71E-02	1.40E-10	1.0E+06	1.4E-04
69	0.32784	1.26E-04	4.1E-05	6.05E-04	2.50E-08	0.08	4.71E-02	9.68E-11	1.0E+06	9.7E-05
70	0.2523	1.26E-04	3.2E-05	6.05E-04	1.92E-08	0.08	4.71E-02	7.45E-11	1.0E+06	7.5E-05
71	0.20992	1.26E-04	2.6E-05	6.05E-04	1.60E-08	0.08	4.71E-02	6.20E-11	1.0E+06	6.2E-05
72	1.021	1.26E-04	1.3E-04	6.05E-04	7.78E-08	0.08	4.71E-02	3.02E-10	1.0E+06	3.0E-04
73	1.28744	1.26E-04	1.6E-04	6.05E-04	9.82E-08	0.08	4.71E-02	3.80E-10	1.0E+06	3.8E-04
74	0.81604	1.26E-04	1.0E-04	6.05E-04	6.22E-08	0.08	4.71E-02	2.41E-10	1.0E+06	2.4E-04
75	0.49957	1.26E-04	6.3E-05	6.05E-04	3.81E-08	0.08	4.71E-02	1.48E-10	1.0E+06	1.5E-04
76	0.35578	1.26E-04	4.5E-05	6.05E-04	2.71E-08	0.08	4.71E-02	1.05E-10	1.0E+06	1.1E-04
77	0.27846	1.26E-04	3.5E-05	6.05E-04	2.12E-08	0.08	4.71E-02	8.23E-11	1.0E+06	8.2E-05
78	0.24131	1.26E-04	3.0E-05	6.05E-04	1.84E-08	0.08	4.71E-02	7.13E-11	1.0E+06	7.1E-05
79	1.00014	1.26E-04	1.3E-04	6.05E-04	7.62E-08	0.08	4.71E-02	2.95E-10	1.0E+06	3.0E-04
80	1.24823	1.26E-04	1.6E-04	6.05E-04	9.52E-08	0.08	4.71E-02	3.69E-10	1.0E+06	3.7E-04
81	0.83024	1.26E-04	1.0E-04	6.05E-04	6.33E-08	0.08	4.71E-02	2.45E-10	1.0E+06	2.5E-04
82	0.53072	1.26E-04	6.7E-05	6.05E-04	4.05E-08	0.08	4.71E-02	1.57E-10	1.0E+06	1.6E-04
83	0.41587	1.26E-04	5.2E-05	6.05E-04	3.17E-08	0.08	4.71E-02	1.23E-10	1.0E+06	1.2E-04
84	0.35454	1.26E-04	4.5E-05	6.05E-04	2.70E-08	0.08	4.71E-02	1.05E-10	1.0E+06	1.0E-04
85	0.29396	1.26E-04	3.7E-05	6.05E-04	2.24E-08	0.08	4.71E-02	8.68E-11	1.0E+06	8.7E-05
86	0.99274	1.26E-04	1.3E-04	6.05E-04	7.57E-08	0.08	4.71E-02	2.93E-10	1.0E+06	2.9E-04
87	1.31614	1.26E-04	1.7E-04	6.05E-04	1.00E-07	0.08	4.71E-02	3.89E-10	1.0E+06	3.9E-04
88	0.62308	1.26E-04	7.9E-05	6.05E-04	4.75E-08	0.08	4.71E-02	1.84E-10	1.0E+06	1.8E-04
89	0.83584	1.26E-04	1.1E-04	6.05E-04	6.37E-08	0.08	4.71E-02	2.47E-10	1.0E+06	2.5E-04
90	0.67396	1.26E-04	8.5E-05	6.05E-04	5.14E-08	0.08	4.71E-02	1.99E-10	1.0E+06	2.0E-04
91	0.77073	1.26E-04	9.7E-05	6.05E-04	5.88E-08	0.08	4.71E-02	2.28E-10	1.0E+06	2.3E-04
92	0.88918	1.26E-04	1.1E-04	6.05E-04	6.78E-08	0.08	4.71E-02	2.63E-10	1.0E+06	2.6E-04
93	0.61567	1.26E-04	7.8E-05	6.05E-04	4.69E-08	0.08	4.71E-02	1.82E-10	1.0E+06	1.8E-04

Ventura Ranch

P3 (off) - Architectural Coating

		Cancer Risk from 2 to 16 years								
Receptor #	Conc	g/sec	Cair	Dose Constant	Dose	ED	Risk Constant	Risk	Constant 2	Risk/ Million
94	0.6956	1.26E-04	8.8E-05	6.05E-04	5.30E-08	0.08	4.71E-02	2.05E-10	1.0E+06	2.1E-04
95	0.79162	1.26E-04	1.0E-04	6.05E-04	6.04E-08	0.08	4.71E-02	2.34E-10	1.0E+06	2.3E-04
96	0.92728	1.26E-04	1.2E-04	6.05E-04	7.07E-08	0.08	4.71E-02	2.74E-10	1.0E+06	2.7E-04
97	1.1043	1.26E-04	1.4E-04	6.05E-04	8.42E-08	0.08	4.71E-02	3.26E-10	1.0E+06	3.3E-04
98	1.31542	1.26E-04	1.7E-04	6.05E-04	1.00E-07	0.08	4.71E-02	3.89E-10	1.0E+06	3.9E-04
99	0.54812	1.26E-04	6.9E-05	6.05E-04	4.18E-08	0.08	4.71E-02	1.62E-10	1.0E+06	1.6E-04
100	0.61035	1.26E-04	7.7E-05	6.05E-04	4.65E-08	0.08	4.71E-02	1.80E-10	1.0E+06	1.8E-04
101	0.685	1.26E-04	8.6E-05	6.05E-04	5.22E-08	0.08	4.71E-02	2.02E-10	1.0E+06	2.0E-04
102	0.78799	1.26E-04	9.9E-05	6.05E-04	6.01E-08	0.08	4.71E-02	2.33E-10	1.0E+06	2.3E-04
103	0.92101	1.26E-04	1.2E-04	6.05E-04	7.02E-08	0.08	4.71E-02	2.72E-10	1.0E+06	2.7E-04
104	1.09637	1.26E-04	1.4E-04	6.05E-04	8.36E-08	0.08	4.71E-02	3.24E-10	1.0E+06	3.2E-04
105	1.33704	1.26E-04	1.7E-04	6.05E-04	1.02E-07	0.08	4.71E-02	3.95E-10	1.0E+06	3.9E-04
106	1.68385	1.26E-04	2.1E-04	6.05E-04	1.28E-07	0.08	4.71E-02	4.97E-10	1.0E+06	5.0E-04
107	2.2317	1.26E-04	2.8E-04	6.05E-04	1.70E-07	0.08	4.71E-02	6.59E-10	1.0E+06	6.6E-04
108	3.25074	1.26E-04	4.1E-04	6.05E-04	2.48E-07	0.08	4.71E-02	9.60E-10	1.0E+06	9.6E-04
109	0.47573	1.26E-04	6.0E-05	6.05E-04	3.63E-08	0.08	4.71E-02	1.41E-10	1.0E+06	1.4E-04
110	0.52186	1.26E-04	6.6E-05	6.05E-04	3.98E-08	0.08	4.71E-02	1.54E-10	1.0E+06	1.5E-04
111	0.58019	1.26E-04	7.3E-05	6.05E-04	4.42E-08	0.08	4.71E-02	1.71E-10	1.0E+06	1.7E-04
112	0.6614	1.26E-04	8.3E-05	6.05E-04	5.04E-08	0.08	4.71E-02	1.95E-10	1.0E+06	2.0E-04
113	0.75125	1.26E-04	9.5E-05	6.05E-04	5.73E-08	0.08	4.71E-02	2.22E-10	1.0E+06	2.2E-04
114	0.86261	1.26E-04	1.1E-04	6.05E-04	6.58E-08	0.08	4.71E-02	2.55E-10	1.0E+06	2.5E-04
115	1.01484	1.26E-04	1.3E-04	6.05E-04	7.74E-08	0.08	4.71E-02	3.00E-10	1.0E+06	3.0E-04
116	1.21791	1.26E-04	1.5E-04	6.05E-04	9.29E-08	0.08	4.71E-02	3.60E-10	1.0E+06	3.6E-04
117	1.50516	1.26E-04	1.9E-04	6.05E-04	1.15E-07	0.08	4.71E-02	4.45E-10	1.0E+06	4.4E-04
118	1.95103	1.26E-04	2.5E-04	6.05E-04	1.49E-07	0.08	4.71E-02	5.76E-10	1.0E+06	5.8E-04
119	2.69708	1.26E-04	3.4E-04	6.05E-04	2.06E-07	0.08	4.71E-02	7.97E-10	1.0E+06	8.0E-04
120	4.37736	1.26E-04	5.5E-04	6.05E-04	3.34E-07	0.08	4.71E-02	1.29E-09	1.0E+06	1.3E-03
121	7.30617	1.26E-04	9.2E-04	6.05E-04	5.57E-07	0.08	4.71E-02	2.16E-09	1.0E+06	2.2E-03
122	10.71995	1.26E-04	1.4E-03	6.05E-04	8.17E-07	0.08	4.71E-02	3.17E-09	1.0E+06	3.2E-03
123	0.40575	1.26E-04	5.1E-05	6.05E-04	3.09E-08	0.08	4.71E-02	1.20E-10	1.0E+06	1.2E-04
124	0.43924	1.26E-04	5.5E-05	6.05E-04	3.35E-08	0.08	4.71E-02	1.30E-10	1.0E+06	1.3E-04

Ventura Ranch

P3 (off) - Architectural Coating

		Cancer Risk from 2 to 16 years								
Receptor #	Conc	g/sec	Cair	Dose Constant	Dose	ED	Risk Constant	Risk	Constant 2	Risk/ Million
125	0.48213	1.26E-04	6.1E-05	6.05E-04	3.68E-08	0.08	4.71E-02	1.42E-10	1.0E+06	1.4E-04
126	0.53994	1.26E-04	6.8E-05	6.05E-04	4.12E-08	0.08	4.71E-02	1.59E-10	1.0E+06	1.6E-04
127	0.59851	1.26E-04	7.5E-05	6.05E-04	4.56E-08	0.08	4.71E-02	1.77E-10	1.0E+06	1.8E-04
128	0.66965	1.26E-04	8.4E-05	6.05E-04	5.11E-08	0.08	4.71E-02	1.98E-10	1.0E+06	2.0E-04
129	0.76781	1.26E-04	9.7E-05	6.05E-04	5.85E-08	0.08	4.71E-02	2.27E-10	1.0E+06	2.3E-04
130	0.88344	1.26E-04	1.1E-04	6.05E-04	6.74E-08	0.08	4.71E-02	2.61E-10	1.0E+06	2.6E-04
131	1.03798	1.26E-04	1.3E-04	6.05E-04	7.91E-08	0.08	4.71E-02	3.07E-10	1.0E+06	3.1E-04
132	1.25505	1.26E-04	1.6E-04	6.05E-04	9.57E-08	0.08	4.71E-02	3.71E-10	1.0E+06	3.7E-04
133	1.60384	1.26E-04	2.0E-04	6.05E-04	1.22E-07	0.08	4.71E-02	4.74E-10	1.0E+06	4.7E-04
134	2.23984	1.26E-04	2.8E-04	6.05E-04	1.71E-07	0.08	4.71E-02	6.62E-10	1.0E+06	6.6E-04
135	3.19791	1.26E-04	4.0E-04	6.05E-04	2.44E-07	0.08	4.71E-02	9.45E-10	1.0E+06	9.4E-04
136	4.42459	1.26E-04	5.6E-04	6.05E-04	3.37E-07	0.08	4.71E-02	1.31E-09	1.0E+06	1.3E-03
137	5.75496	1.26E-04	7.3E-04	6.05E-04	4.39E-07	0.08	4.71E-02	1.70E-09	1.0E+06	1.7E-03
138	6.88742	1.26E-04	8.7E-04	6.05E-04	5.25E-07	0.08	4.71E-02	2.03E-09	1.0E+06	2.0E-03
139	0.3431	1.26E-04	4.3E-05	6.05E-04	2.62E-08	0.08	4.71E-02	1.01E-10	1.0E+06	1.0E-04
140	0.3669	1.26E-04	4.6E-05	6.05E-04	2.80E-08	0.08	4.71E-02	1.08E-10	1.0E+06	1.1E-04
141	0.39702	1.26E-04	5.0E-05	6.05E-04	3.03E-08	0.08	4.71E-02	1.17E-10	1.0E+06	1.2E-04
142	0.43663	1.26E-04	5.5E-05	6.05E-04	3.33E-08	0.08	4.71E-02	1.29E-10	1.0E+06	1.3E-04
143	0.47453	1.26E-04	6.0E-05	6.05E-04	3.62E-08	0.08	4.71E-02	1.40E-10	1.0E+06	1.4E-04
144	0.52119	1.26E-04	6.6E-05	6.05E-04	3.97E-08	0.08	4.71E-02	1.54E-10	1.0E+06	1.5E-04
145	0.58257	1.26E-04	7.3E-05	6.05E-04	4.44E-08	0.08	4.71E-02	1.72E-10	1.0E+06	1.7E-04
146	0.65415	1.26E-04	8.2E-05	6.05E-04	4.99E-08	0.08	4.71E-02	1.93E-10	1.0E+06	1.9E-04
147	0.75136	1.26E-04	9.5E-05	6.05E-04	5.73E-08	0.08	4.71E-02	2.22E-10	1.0E+06	2.2E-04
148	0.86541	1.26E-04	1.1E-04	6.05E-04	6.60E-08	0.08	4.71E-02	2.56E-10	1.0E+06	2.6E-04
149	1.05813	1.26E-04	1.3E-04	6.05E-04	8.07E-08	0.08	4.71E-02	3.13E-10	1.0E+06	3.1E-04
150	1.38138	1.26E-04	1.7E-04	6.05E-04	1.05E-07	0.08	4.71E-02	4.08E-10	1.0E+06	4.1E-04
151	1.79867	1.26E-04	2.3E-04	6.05E-04	1.37E-07	0.08	4.71E-02	5.31E-10	1.0E+06	5.3E-04
152	2.28098	1.26E-04	2.9E-04	6.05E-04	1.74E-07	0.08	4.71E-02	6.74E-10	1.0E+06	6.7E-04
153	3.00026	1.26E-04	3.8E-04	6.05E-04	2.29E-07	0.08	4.71E-02	8.86E-10	1.0E+06	8.9E-04
154	3.59701	1.26E-04	4.5E-04	6.05E-04	2.74E-07	0.08	4.71E-02	1.06E-09	1.0E+06	1.1E-03
155	0.28923	1.26E-04	3.6E-05	6.05E-04	2.21E-08	0.08	4.71E-02	8.54E-11	1.0E+06	8.5E-05

Ventura Ranch

P3 (off) - Architectural Coating

		Cancer Risk from 2 to 16 years								
Receptor #	Conc	g/sec	Cair	Dose Constant	Dose	ED	Risk Constant	Risk	Constant 2	Risk/ Million
156	0.30602	1.26E-04	3.9E-05	6.05E-04	2.33E-08	0.08	4.71E-02	9.04E-11	1.0E+06	9.0E-05
157	0.32704	1.26E-04	4.1E-05	6.05E-04	2.49E-08	0.08	4.71E-02	9.66E-11	1.0E+06	9.7E-05
158	0.35406	1.26E-04	4.5E-05	6.05E-04	2.70E-08	0.08	4.71E-02	1.05E-10	1.0E+06	1.0E-04
159	0.37966	1.26E-04	4.8E-05	6.05E-04	2.89E-08	0.08	4.71E-02	1.12E-10	1.0E+06	1.1E-04
160	0.41144	1.26E-04	5.2E-05	6.05E-04	3.14E-08	0.08	4.71E-02	1.22E-10	1.0E+06	1.2E-04
161	0.45242	1.26E-04	5.7E-05	6.05E-04	3.45E-08	0.08	4.71E-02	1.34E-10	1.0E+06	1.3E-04
162	0.50021	1.26E-04	6.3E-05	6.05E-04	3.81E-08	0.08	4.71E-02	1.48E-10	1.0E+06	1.5E-04
163	0.5676	1.26E-04	7.2E-05	6.05E-04	4.33E-08	0.08	4.71E-02	1.68E-10	1.0E+06	1.7E-04
164	0.64685	1.26E-04	8.2E-05	6.05E-04	4.93E-08	0.08	4.71E-02	1.91E-10	1.0E+06	1.9E-04
165	0.77036	1.26E-04	9.7E-05	6.05E-04	5.87E-08	0.08	4.71E-02	2.28E-10	1.0E+06	2.3E-04
166	0.96211	1.26E-04	1.2E-04	6.05E-04	7.33E-08	0.08	4.71E-02	2.84E-10	1.0E+06	2.8E-04
167	1.1802	1.26E-04	1.5E-04	6.05E-04	9.00E-08	0.08	4.71E-02	3.49E-10	1.0E+06	3.5E-04
168	1.42559	1.26E-04	1.8E-04	6.05E-04	1.09E-07	0.08	4.71E-02	4.21E-10	1.0E+06	4.2E-04
169	1.79088	1.26E-04	2.3E-04	6.05E-04	1.37E-07	0.08	4.71E-02	5.29E-10	1.0E+06	5.3E-04
170	2.10742	1.26E-04	2.7E-04	6.05E-04	1.61E-07	0.08	4.71E-02	6.23E-10	1.0E+06	6.2E-04
171	0.24424	1.26E-04	3.1E-05	6.05E-04	1.86E-08	0.08	4.71E-02	7.21E-11	1.0E+06	7.2E-05
172	0.25607	1.26E-04	3.2E-05	6.05E-04	1.95E-08	0.08	4.71E-02	7.56E-11	1.0E+06	7.6E-05
173	0.27086	1.26E-04	3.4E-05	6.05E-04	2.06E-08	0.08	4.71E-02	8.00E-11	1.0E+06	8.0E-05
174	0.28984	1.26E-04	3.7E-05	6.05E-04	2.21E-08	0.08	4.71E-02	8.56E-11	1.0E+06	8.6E-05
175	0.30846	1.26E-04	3.9E-05	6.05E-04	2.35E-08	0.08	4.71E-02	9.11E-11	1.0E+06	9.1E-05
176	0.33184	1.26E-04	4.2E-05	6.05E-04	2.53E-08	0.08	4.71E-02	9.80E-11	1.0E+06	9.8E-05
177	0.35984	1.26E-04	4.5E-05	6.05E-04	2.74E-08	0.08	4.71E-02	1.06E-10	1.0E+06	1.1E-04
178	0.39646	1.26E-04	5.0E-05	6.05E-04	3.02E-08	0.08	4.71E-02	1.17E-10	1.0E+06	1.2E-04
179	0.44792	1.26E-04	5.6E-05	6.05E-04	3.41E-08	0.08	4.71E-02	1.32E-10	1.0E+06	1.3E-04
180	0.50689	1.26E-04	6.4E-05	6.05E-04	3.86E-08	0.08	4.71E-02	1.50E-10	1.0E+06	1.5E-04
181	0.58354	1.26E-04	7.4E-05	6.05E-04	4.45E-08	0.08	4.71E-02	1.72E-10	1.0E+06	1.7E-04
182	0.71277	1.26E-04	9.0E-05	6.05E-04	5.43E-08	0.08	4.71E-02	2.11E-10	1.0E+06	2.1E-04
183	0.85218	1.26E-04	1.1E-04	6.05E-04	6.50E-08	0.08	4.71E-02	2.52E-10	1.0E+06	2.5E-04
184	0.98665	1.26E-04	1.2E-04	6.05E-04	7.52E-08	0.08	4.71E-02	2.91E-10	1.0E+06	2.9E-04
185	1.19086	1.26E-04	1.5E-04	6.05E-04	9.08E-08	0.08	4.71E-02	3.52E-10	1.0E+06	3.5E-04
186	1.36482	1.26E-04	1.7E-04	6.05E-04	1.04E-07	0.08	4.71E-02	4.03E-10	1.0E+06	4.0E-04

Ventura Ranch

P3 (off) - Architectural Coating

						Cancer Risk from 2 to 16 years				
Receptor #	Conc	g/sec	Cair	Dose Constant	Dose	ED	Risk Constant	Risk	Constant 2	Risk/ Million
187	0.20712	1.26E-04	2.6E-05	6.05E-04	1.58E-08	0.08	4.71E-02	6.12E-11	1.0E+06	6.1E-05
188	0.21576	1.26E-04	2.7E-05	6.05E-04	1.64E-08	0.08	4.71E-02	6.37E-11	1.0E+06	6.4E-05
189	0.22666	1.26E-04	2.9E-05	6.05E-04	1.73E-08	0.08	4.71E-02	6.70E-11	1.0E+06	6.7E-05
190	0.24071	1.26E-04	3.0E-05	6.05E-04	1.84E-08	0.08	4.71E-02	7.11E-11	1.0E+06	7.1E-05
191	0.25537	1.26E-04	3.2E-05	6.05E-04	1.95E-08	0.08	4.71E-02	7.54E-11	1.0E+06	7.5E-05
192	0.27422	1.26E-04	3.5E-05	6.05E-04	2.09E-08	0.08	4.71E-02	8.10E-11	1.0E+06	8.1E-05
193	0.29462	1.26E-04	3.7E-05	6.05E-04	2.25E-08	0.08	4.71E-02	8.70E-11	1.0E+06	8.7E-05
194	0.32479	1.26E-04	4.1E-05	6.05E-04	2.48E-08	0.08	4.71E-02	9.59E-11	1.0E+06	9.6E-05
195	0.36638	1.26E-04	4.6E-05	6.05E-04	2.79E-08	0.08	4.71E-02	1.08E-10	1.0E+06	1.1E-04
196	0.4125	1.26E-04	5.2E-05	6.05E-04	3.14E-08	0.08	4.71E-02	1.22E-10	1.0E+06	1.2E-04
197	0.46988	1.26E-04	5.9E-05	6.05E-04	3.58E-08	0.08	4.71E-02	1.39E-10	1.0E+06	1.4E-04
198	0.56058	1.26E-04	7.1E-05	6.05E-04	4.27E-08	0.08	4.71E-02	1.66E-10	1.0E+06	1.7E-04
199	0.65254	1.26E-04	8.2E-05	6.05E-04	4.97E-08	0.08	4.71E-02	1.93E-10	1.0E+06	1.9E-04
200	0.72412	1.26E-04	9.1E-05	6.05E-04	5.52E-08	0.08	4.71E-02	2.14E-10	1.0E+06	2.1E-04
201	0.85192	1.26E-04	1.1E-04	6.05E-04	6.49E-08	0.08	4.71E-02	2.52E-10	1.0E+06	2.5E-04
202	0.95779	1.26E-04	1.2E-04	6.05E-04	7.30E-08	0.08	4.71E-02	2.83E-10	1.0E+06	2.8E-04
203	0.1768	1.26E-04	2.2E-05	6.05E-04	1.35E-08	0.08	4.71E-02	5.22E-11	1.0E+06	5.2E-05
204	0.18349	1.26E-04	2.3E-05	6.05E-04	1.40E-08	0.08	4.71E-02	5.42E-11	1.0E+06	5.4E-05
205	0.19203	1.26E-04	2.4E-05	6.05E-04	1.46E-08	0.08	4.71E-02	5.67E-11	1.0E+06	5.7E-05
206	0.20323	1.26E-04	2.6E-05	6.05E-04	1.55E-08	0.08	4.71E-02	6.00E-11	1.0E+06	6.0E-05
207	0.2158	1.26E-04	2.7E-05	6.05E-04	1.65E-08	0.08	4.71E-02	6.37E-11	1.0E+06	6.4E-05
208	0.23216	1.26E-04	2.9E-05	6.05E-04	1.77E-08	0.08	4.71E-02	6.86E-11	1.0E+06	6.9E-05
209	0.24833	1.26E-04	3.1E-05	6.05E-04	1.89E-08	0.08	4.71E-02	7.34E-11	1.0E+06	7.3E-05
210	0.27351	1.26E-04	3.4E-05	6.05E-04	2.09E-08	0.08	4.71E-02	8.08E-11	1.0E+06	8.1E-05
211	0.3074	1.26E-04	3.9E-05	6.05E-04	2.34E-08	0.08	4.71E-02	9.08E-11	1.0E+06	9.1E-05
212	0.34193	1.26E-04	4.3E-05	6.05E-04	2.61E-08	0.08	4.71E-02	1.01E-10	1.0E+06	1.0E-04
213	0.39175	1.26E-04	4.9E-05	6.05E-04	2.99E-08	0.08	4.71E-02	1.16E-10	1.0E+06	1.2E-04
214	0.45808	1.26E-04	5.8E-05	6.05E-04	3.49E-08	0.08	4.71E-02	1.35E-10	1.0E+06	1.4E-04
215	0.51972	1.26E-04	6.5E-05	6.05E-04	3.96E-08	0.08	4.71E-02	1.54E-10	1.0E+06	1.5E-04
216	0.55608	1.26E-04	7.0E-05	6.05E-04	4.24E-08	0.08	4.71E-02	1.64E-10	1.0E+06	1.6E-04
217	0.64005	1.26E-04	8.1E-05	6.05E-04	4.88E-08	0.08	4.71E-02	1.89E-10	1.0E+06	1.9E-04

Ventura Ranch

P3 (off) - Architectural Coating

		Cancer Risk from 2 to 16 years								
Receptor #	Conc	g/sec	Cair	Dose Constant	Dose	ED	Risk Constant	Risk	Constant 2	Risk/ Million
218	0.71443	1.26E-04	9.0E-05	6.05E-04	5.45E-08	0.08	4.71E-02	2.11E-10	1.0E+06	2.1E-04
219	0.15237	1.26E-04	1.9E-05	6.05E-04	1.16E-08	0.08	4.71E-02	4.50E-11	1.0E+06	4.5E-05
220	0.15794	1.26E-04	2.0E-05	6.05E-04	1.20E-08	0.08	4.71E-02	4.67E-11	1.0E+06	4.7E-05
221	0.16521	1.26E-04	2.1E-05	6.05E-04	1.26E-08	0.08	4.71E-02	4.88E-11	1.0E+06	4.9E-05
222	0.17476	1.26E-04	2.2E-05	6.05E-04	1.33E-08	0.08	4.71E-02	5.16E-11	1.0E+06	5.2E-05
223	0.18608	1.26E-04	2.3E-05	6.05E-04	1.42E-08	0.08	4.71E-02	5.50E-11	1.0E+06	5.5E-05
224	0.20041	1.26E-04	2.5E-05	6.05E-04	1.53E-08	0.08	4.71E-02	5.92E-11	1.0E+06	5.9E-05
225	0.21491	1.26E-04	2.7E-05	6.05E-04	1.64E-08	0.08	4.71E-02	6.35E-11	1.0E+06	6.3E-05
226	0.23563	1.26E-04	3.0E-05	6.05E-04	1.80E-08	0.08	4.71E-02	6.96E-11	1.0E+06	7.0E-05
227	0.26054	1.26E-04	3.3E-05	6.05E-04	1.99E-08	0.08	4.71E-02	7.70E-11	1.0E+06	7.7E-05
228	0.29312	1.26E-04	3.7E-05	6.05E-04	2.23E-08	0.08	4.71E-02	8.66E-11	1.0E+06	8.7E-05
229	0.33455	1.26E-04	4.2E-05	6.05E-04	2.55E-08	0.08	4.71E-02	9.88E-11	1.0E+06	9.9E-05
230	0.38321	1.26E-04	4.8E-05	6.05E-04	2.92E-08	0.08	4.71E-02	1.13E-10	1.0E+06	1.1E-04
231	0.41447	1.26E-04	5.2E-05	6.05E-04	3.16E-08	0.08	4.71E-02	1.22E-10	1.0E+06	1.2E-04
232	0.44109	1.26E-04	5.6E-05	6.05E-04	3.36E-08	0.08	4.71E-02	1.30E-10	1.0E+06	1.3E-04
233	0.50009	1.26E-04	6.3E-05	6.05E-04	3.81E-08	0.08	4.71E-02	1.48E-10	1.0E+06	1.5E-04
234	0.54996	1.26E-04	6.9E-05	6.05E-04	4.19E-08	0.08	4.71E-02	1.62E-10	1.0E+06	1.6E-04
235	0.13285	1.26E-04	1.7E-05	6.05E-04	1.01E-08	0.08	4.71E-02	3.92E-11	1.0E+06	3.9E-05
236	0.13784	1.26E-04	1.7E-05	6.05E-04	1.05E-08	0.08	4.71E-02	4.07E-11	1.0E+06	4.1E-05
237	0.14442	1.26E-04	1.8E-05	6.05E-04	1.10E-08	0.08	4.71E-02	4.27E-11	1.0E+06	4.3E-05
238	0.15296	1.26E-04	1.9E-05	6.05E-04	1.17E-08	0.08	4.71E-02	4.52E-11	1.0E+06	4.5E-05
239	0.16232	1.26E-04	2.0E-05	6.05E-04	1.24E-08	0.08	4.71E-02	4.79E-11	1.0E+06	4.8E-05
240	0.17563	1.26E-04	2.2E-05	6.05E-04	1.34E-08	0.08	4.71E-02	5.19E-11	1.0E+06	5.2E-05
241	0.19019	1.26E-04	2.4E-05	6.05E-04	1.45E-08	0.08	4.71E-02	5.62E-11	1.0E+06	5.6E-05
242	0.2024	1.26E-04	2.6E-05	6.05E-04	1.54E-08	0.08	4.71E-02	5.98E-11	1.0E+06	6.0E-05
243	0.22827	1.26E-04	2.9E-05	6.05E-04	1.74E-08	0.08	4.71E-02	6.74E-11	1.0E+06	6.7E-05
244	0.25583	1.26E-04	3.2E-05	6.05E-04	1.95E-08	0.08	4.71E-02	7.56E-11	1.0E+06	7.6E-05
245	0.28958	1.26E-04	3.6E-05	6.05E-04	2.21E-08	0.08	4.71E-02	8.55E-11	1.0E+06	8.6E-05
246	0.32599	1.26E-04	4.1E-05	6.05E-04	2.49E-08	0.08	4.71E-02	9.63E-11	1.0E+06	9.6E-05
247	0.33067	1.26E-04	4.2E-05	6.05E-04	2.52E-08	0.08	4.71E-02	9.77E-11	1.0E+06	9.8E-05
248	0.36199	1.26E-04	4.6E-05	6.05E-04	2.76E-08	0.08	4.71E-02	1.07E-10	1.0E+06	1.1E-04

Ventura Ranch

P3 (off) - Architectural Coating

		Cancer Risk from 2 to 16 years								
Receptor #	Conc	g/sec	Cair	Dose Constant	Dose	ED	Risk Constant	Risk	Constant 2	Risk/ Million
249	0.40079	1.26E-04	5.0E-05	6.05E-04	3.06E-08	0.08	4.71E-02	1.18E-10	1.0E+06	1.2E-04
250	0.43536	1.26E-04	5.5E-05	6.05E-04	3.32E-08	0.08	4.71E-02	1.29E-10	1.0E+06	1.3E-04
251	0.11723	1.26E-04	1.5E-05	6.05E-04	8.94E-09	0.08	4.71E-02	3.46E-11	1.0E+06	3.5E-05
252	0.12201	1.26E-04	1.5E-05	6.05E-04	9.30E-09	0.08	4.71E-02	3.60E-11	1.0E+06	3.6E-05
253	0.12816	1.26E-04	1.6E-05	6.05E-04	9.77E-09	0.08	4.71E-02	3.79E-11	1.0E+06	3.8E-05
254	0.13612	1.26E-04	1.7E-05	6.05E-04	1.04E-08	0.08	4.71E-02	4.02E-11	1.0E+06	4.0E-05
255	0.14411	1.26E-04	1.8E-05	6.05E-04	1.10E-08	0.08	4.71E-02	4.26E-11	1.0E+06	4.3E-05
256	0.15669	1.26E-04	2.0E-05	6.05E-04	1.19E-08	0.08	4.71E-02	4.63E-11	1.0E+06	4.6E-05
257	0.17059	1.26E-04	2.1E-05	6.05E-04	1.30E-08	0.08	4.71E-02	5.04E-11	1.0E+06	5.0E-05
258	0.18092	1.26E-04	2.3E-05	6.05E-04	1.38E-08	0.08	4.71E-02	5.34E-11	1.0E+06	5.3E-05
259	0.20216	1.26E-04	2.5E-05	6.05E-04	1.54E-08	0.08	4.71E-02	5.97E-11	1.0E+06	6.0E-05
260	0.22513	1.26E-04	2.8E-05	6.05E-04	1.72E-08	0.08	4.71E-02	6.65E-11	1.0E+06	6.7E-05
261	0.2516	1.26E-04	3.2E-05	6.05E-04	1.92E-08	0.08	4.71E-02	7.43E-11	1.0E+06	7.4E-05
262	0.28014	1.26E-04	3.5E-05	6.05E-04	2.14E-08	0.08	4.71E-02	8.28E-11	1.0E+06	8.3E-05
263	0.27757	1.26E-04	3.5E-05	6.05E-04	2.12E-08	0.08	4.71E-02	8.20E-11	1.0E+06	8.2E-05
264	0.30672	1.26E-04	3.9E-05	6.05E-04	2.34E-08	0.08	4.71E-02	9.06E-11	1.0E+06	9.1E-05
265	0.32335	1.26E-04	4.1E-05	6.05E-04	2.47E-08	0.08	4.71E-02	9.55E-11	1.0E+06	9.6E-05
266	0.34483	1.26E-04	4.3E-05	6.05E-04	2.63E-08	0.08	4.71E-02	1.02E-10	1.0E+06	1.0E-04
267	0.10465	1.26E-04	1.3E-05	6.05E-04	7.98E-09	0.08	4.71E-02	3.09E-11	1.0E+06	3.1E-05
268	0.10947	1.26E-04	1.4E-05	6.05E-04	8.35E-09	0.08	4.71E-02	3.23E-11	1.0E+06	3.2E-05
269	0.11532	1.26E-04	1.5E-05	6.05E-04	8.79E-09	0.08	4.71E-02	3.41E-11	1.0E+06	3.4E-05
270	0.12284	1.26E-04	1.5E-05	6.05E-04	9.36E-09	0.08	4.71E-02	3.63E-11	1.0E+06	3.6E-05
271	0.1301	1.26E-04	1.6E-05	6.05E-04	9.92E-09	0.08	4.71E-02	3.84E-11	1.0E+06	3.8E-05
272	0.14143	1.26E-04	1.8E-05	6.05E-04	1.08E-08	0.08	4.71E-02	4.18E-11	1.0E+06	4.2E-05
273	0.1542	1.26E-04	1.9E-05	6.05E-04	1.18E-08	0.08	4.71E-02	4.56E-11	1.0E+06	4.6E-05
274	0.16534	1.26E-04	2.1E-05	6.05E-04	1.26E-08	0.08	4.71E-02	4.88E-11	1.0E+06	4.9E-05
275	0.18051	1.26E-04	2.3E-05	6.05E-04	1.38E-08	0.08	4.71E-02	5.33E-11	1.0E+06	5.3E-05
276	0.20043	1.26E-04	2.5E-05	6.05E-04	1.53E-08	0.08	4.71E-02	5.92E-11	1.0E+06	5.9E-05
277	0.21731	1.26E-04	2.7E-05	6.05E-04	1.66E-08	0.08	4.71E-02	6.42E-11	1.0E+06	6.4E-05
278	0.23159	1.26E-04	2.9E-05	6.05E-04	1.77E-08	0.08	4.71E-02	6.84E-11	1.0E+06	6.8E-05
279	0.24564	1.26E-04	3.1E-05	6.05E-04	1.87E-08	0.08	4.71E-02	7.26E-11	1.0E+06	7.3E-05

Ventura Ranch

P3 (off) - Architectural Coating

							Cancer Risk from 2 to 16 years			
Receptor #	Conc	g/sec	Cair	Dose Constant	Dose	ED	Risk Constant	Risk	Constant 2	Risk/ Million
280	0.26656	1.26E-04	3.4E-05	6.05E-04	2.03E-08	0.08	4.71E-02	7.87E-11	1.0E+06	7.9E-05
281	0.27717	1.26E-04	3.5E-05	6.05E-04	2.11E-08	0.08	4.71E-02	8.19E-11	1.0E+06	8.2E-05
282	0.29615	1.26E-04	3.7E-05	6.05E-04	2.26E-08	0.08	4.71E-02	8.75E-11	1.0E+06	8.7E-05
283	0.09441	1.26E-04	1.2E-05	6.05E-04	7.20E-09	0.08	4.71E-02	2.79E-11	1.0E+06	2.8E-05
284	0.09938	1.26E-04	1.3E-05	6.05E-04	7.58E-09	0.08	4.71E-02	2.94E-11	1.0E+06	2.9E-05
285	0.10501	1.26E-04	1.3E-05	6.05E-04	8.01E-09	0.08	4.71E-02	3.10E-11	1.0E+06	3.1E-05
286	0.11219	1.26E-04	1.4E-05	6.05E-04	8.55E-09	0.08	4.71E-02	3.31E-11	1.0E+06	3.3E-05
287	0.11951	1.26E-04	1.5E-05	6.05E-04	9.11E-09	0.08	4.71E-02	3.53E-11	1.0E+06	3.5E-05
288	0.12891	1.26E-04	1.6E-05	6.05E-04	9.83E-09	0.08	4.71E-02	3.81E-11	1.0E+06	3.8E-05
289	0.14076	1.26E-04	1.8E-05	6.05E-04	1.07E-08	0.08	4.71E-02	4.16E-11	1.0E+06	4.2E-05
290	0.15248	1.26E-04	1.9E-05	6.05E-04	1.16E-08	0.08	4.71E-02	4.50E-11	1.0E+06	4.5E-05
291	0.16347	1.26E-04	2.1E-05	6.05E-04	1.25E-08	0.08	4.71E-02	4.83E-11	1.0E+06	4.8E-05
292	0.1798	1.26E-04	2.3E-05	6.05E-04	1.37E-08	0.08	4.71E-02	5.31E-11	1.0E+06	5.3E-05
293	0.19358	1.26E-04	2.4E-05	6.05E-04	1.48E-08	0.08	4.71E-02	5.72E-11	1.0E+06	5.7E-05
294	0.20679	1.26E-04	2.6E-05	6.05E-04	1.58E-08	0.08	4.71E-02	6.11E-11	1.0E+06	6.1E-05
295	0.21972	1.26E-04	2.8E-05	6.05E-04	1.68E-08	0.08	4.71E-02	6.49E-11	1.0E+06	6.5E-05
296	0.23415	1.26E-04	3.0E-05	6.05E-04	1.79E-08	0.08	4.71E-02	6.92E-11	1.0E+06	6.9E-05
297	0.24401	1.26E-04	3.1E-05	6.05E-04	1.86E-08	0.08	4.71E-02	7.21E-11	1.0E+06	7.2E-05
298	0.25569	1.26E-04	3.2E-05	6.05E-04	1.95E-08	0.08	4.71E-02	7.55E-11	1.0E+06	7.6E-05
299	0.09114	1.26E-04	1.1E-05	6.05E-04	6.95E-09	0.08	4.71E-02	2.69E-11	1.0E+06	2.7E-05
300	0.09664	1.26E-04	1.2E-05	6.05E-04	7.37E-09	0.08	4.71E-02	2.85E-11	1.0E+06	2.9E-05
301	0.10342	1.26E-04	1.3E-05	6.05E-04	7.88E-09	0.08	4.71E-02	3.06E-11	1.0E+06	3.1E-05
302	0.11171	1.26E-04	1.4E-05	6.05E-04	8.52E-09	0.08	4.71E-02	3.30E-11	1.0E+06	3.3E-05
303	0.12003	1.26E-04	1.5E-05	6.05E-04	9.15E-09	0.08	4.71E-02	3.55E-11	1.0E+06	3.5E-05
304	0.12928	1.26E-04	1.6E-05	6.05E-04	9.86E-09	0.08	4.71E-02	3.82E-11	1.0E+06	3.8E-05
305	0.13971	1.26E-04	1.8E-05	6.05E-04	1.07E-08	0.08	4.71E-02	4.13E-11	1.0E+06	4.1E-05
306	0.15056	1.26E-04	1.9E-05	6.05E-04	1.15E-08	0.08	4.71E-02	4.45E-11	1.0E+06	4.4E-05
307	0.16281	1.26E-04	2.1E-05	6.05E-04	1.24E-08	0.08	4.71E-02	4.81E-11	1.0E+06	4.8E-05
308	0.17482	1.26E-04	2.2E-05	6.05E-04	1.33E-08	0.08	4.71E-02	5.16E-11	1.0E+06	5.2E-05

Ventura Ranch
P3 (off) - Architectural Coating

		Cancer Risk from 2 to 16 years								
Receptor #	Conc	g/sec	Cair	Dose Constant	Dose	ED	Risk Constant	Risk	Constant 2	Risk/ Million
309	0.18399	1.26E-04	2.3E-05	6.05E-04	1.40E-08	0.08	4.71E-02	5.44E-11	1.0E+06	5.4E-05
310	0.19503	1.26E-04	2.5E-05	6.05E-04	1.49E-08	0.08	4.71E-02	5.76E-11	1.0E+06	5.8E-05
311	0.20938	1.26E-04	2.6E-05	6.05E-04	1.60E-08	0.08	4.71E-02	6.19E-11	1.0E+06	6.2E-05
312	0.22226	1.26E-04	2.8E-05	6.05E-04	1.69E-08	0.08	4.71E-02	6.57E-11	1.0E+06	6.6E-05
313	0.22154	1.26E-04	2.8E-05	6.05E-04	1.69E-08	0.08	4.71E-02	6.54E-11	1.0E+06	6.5E-05
314	0.08413	1.26E-04	1.1E-05	6.05E-04	6.41E-09	0.08	4.71E-02	2.49E-11	1.0E+06	2.5E-05
315	0.08972	1.26E-04	1.1E-05	6.05E-04	6.84E-09	0.08	4.71E-02	2.65E-11	1.0E+06	2.7E-05
316	0.09613	1.26E-04	1.2E-05	6.05E-04	7.33E-09	0.08	4.71E-02	2.84E-11	1.0E+06	2.8E-05
317	0.10379	1.26E-04	1.3E-05	6.05E-04	7.91E-09	0.08	4.71E-02	3.07E-11	1.0E+06	3.1E-05
318	0.11011	1.26E-04	1.4E-05	6.05E-04	8.39E-09	0.08	4.71E-02	3.25E-11	1.0E+06	3.3E-05
319	0.1193	1.26E-04	1.5E-05	6.05E-04	9.10E-09	0.08	4.71E-02	3.52E-11	1.0E+06	3.5E-05
320	0.12941	1.26E-04	1.6E-05	6.05E-04	9.87E-09	0.08	4.71E-02	3.82E-11	1.0E+06	3.8E-05
321	0.13703	1.26E-04	1.7E-05	6.05E-04	1.04E-08	0.08	4.71E-02	4.05E-11	1.0E+06	4.0E-05
322	0.14823	1.26E-04	1.9E-05	6.05E-04	1.13E-08	0.08	4.71E-02	4.38E-11	1.0E+06	4.4E-05
323	0.15877	1.26E-04	2.0E-05	6.05E-04	1.21E-08	0.08	4.71E-02	4.69E-11	1.0E+06	4.7E-05
324	0.16686	1.26E-04	2.1E-05	6.05E-04	1.27E-08	0.08	4.71E-02	4.93E-11	1.0E+06	4.9E-05
325	0.17522	1.26E-04	2.2E-05	6.05E-04	1.34E-08	0.08	4.71E-02	5.18E-11	1.0E+06	5.2E-05
326	0.18791	1.26E-04	2.4E-05	6.05E-04	1.43E-08	0.08	4.71E-02	5.55E-11	1.0E+06	5.6E-05
327	0.19835	1.26E-04	2.5E-05	6.05E-04	1.51E-08	0.08	4.71E-02	5.86E-11	1.0E+06	5.9E-05
328	0.19382	1.26E-04	2.4E-05	6.05E-04	1.48E-08	0.08	4.71E-02	5.73E-11	1.0E+06	5.7E-05
329	0.07814	1.26E-04	9.8E-06	6.05E-04	5.96E-09	0.08	4.71E-02	2.31E-11	1.0E+06	2.3E-05
330	0.08389	1.26E-04	1.1E-05	6.05E-04	6.40E-09	0.08	4.71E-02	2.48E-11	1.0E+06	2.5E-05
331	0.08994	1.26E-04	1.1E-05	6.05E-04	6.86E-09	0.08	4.71E-02	2.66E-11	1.0E+06	2.7E-05
332	0.09698	1.26E-04	1.2E-05	6.05E-04	7.39E-09	0.08	4.71E-02	2.86E-11	1.0E+06	2.9E-05
333	0.10286	1.26E-04	1.3E-05	6.05E-04	7.84E-09	0.08	4.71E-02	3.04E-11	1.0E+06	3.0E-05
334	0.11087	1.26E-04	1.4E-05	6.05E-04	8.45E-09	0.08	4.71E-02	3.28E-11	1.0E+06	3.3E-05
335	0.11907	1.26E-04	1.5E-05	6.05E-04	9.08E-09	0.08	4.71E-02	3.52E-11	1.0E+06	3.5E-05
336	0.12718	1.26E-04	1.6E-05	6.05E-04	9.70E-09	0.08	4.71E-02	3.76E-11	1.0E+06	3.8E-05
337	0.13617	1.26E-04	1.7E-05	6.05E-04	1.04E-08	0.08	4.71E-02	4.02E-11	1.0E+06	4.0E-05
338	0.14557	1.26E-04	1.8E-05	6.05E-04	1.11E-08	0.08	4.71E-02	4.30E-11	1.0E+06	4.3E-05
339	0.15323	1.26E-04	1.9E-05	6.05E-04	1.17E-08	0.08	4.71E-02	4.53E-11	1.0E+06	4.5E-05

Ventura Ranch

P3 (off) - Architectural Coating

					Cancer Risk from 2 to 16 years					
Receptor #	Conc	g/sec	Cair	Dose Constant	Dose	ED	Risk Constant	Risk	Constant 2	Risk/ Million
340	0.15885	1.26E-04	2.0E-05	6.05E-04	1.21E-08	0.08	4.71E-02	4.69E-11	1.0E+06	4.7E-05
341	0.16961	1.26E-04	2.1E-05	6.05E-04	1.29E-08	0.08	4.71E-02	5.01E-11	1.0E+06	5.0E-05
342	0.1781	1.26E-04	2.2E-05	6.05E-04	1.36E-08	0.08	4.71E-02	5.26E-11	1.0E+06	5.3E-05
343	0.1716	1.26E-04	2.2E-05	6.05E-04	1.31E-08	0.08	4.71E-02	5.07E-11	1.0E+06	5.1E-05
344	0.16323	1.26E-04	2.1E-05	6.05E-04	1.24E-08	0.08	4.71E-02	4.82E-11	1.0E+06	4.8E-05
345	0.07307	1.26E-04	9.2E-06	6.05E-04	5.57E-09	0.08	4.71E-02	2.16E-11	1.0E+06	2.2E-05
346	0.07889	1.26E-04	9.9E-06	6.05E-04	6.01E-09	0.08	4.71E-02	2.33E-11	1.0E+06	2.3E-05
347	0.08457	1.26E-04	1.1E-05	6.05E-04	6.45E-09	0.08	4.71E-02	2.50E-11	1.0E+06	2.5E-05
348	0.09101	1.26E-04	1.1E-05	6.05E-04	6.94E-09	0.08	4.71E-02	2.69E-11	1.0E+06	2.7E-05
349	0.09666	1.26E-04	1.2E-05	6.05E-04	7.37E-09	0.08	4.71E-02	2.86E-11	1.0E+06	2.9E-05
350	0.10349	1.26E-04	1.3E-05	6.05E-04	7.89E-09	0.08	4.71E-02	3.06E-11	1.0E+06	3.1E-05
351	0.11058	1.26E-04	1.4E-05	6.05E-04	8.43E-09	0.08	4.71E-02	3.27E-11	1.0E+06	3.3E-05
352	0.11864	1.26E-04	1.5E-05	6.05E-04	9.04E-09	0.08	4.71E-02	3.50E-11	1.0E+06	3.5E-05
353	0.12575	1.26E-04	1.6E-05	6.05E-04	9.59E-09	0.08	4.71E-02	3.71E-11	1.0E+06	3.7E-05
354	0.13378	1.26E-04	1.7E-05	6.05E-04	1.02E-08	0.08	4.71E-02	3.95E-11	1.0E+06	4.0E-05
355	0.14082	1.26E-04	1.8E-05	6.05E-04	1.07E-08	0.08	4.71E-02	4.16E-11	1.0E+06	4.2E-05
356	0.1449	1.26E-04	1.8E-05	6.05E-04	1.10E-08	0.08	4.71E-02	4.28E-11	1.0E+06	4.3E-05
357	0.15425	1.26E-04	1.9E-05	6.05E-04	1.18E-08	0.08	4.71E-02	4.56E-11	1.0E+06	4.6E-05
358	0.16143	1.26E-04	2.0E-05	6.05E-04	1.23E-08	0.08	4.71E-02	4.77E-11	1.0E+06	4.8E-05
359	0.15804	1.26E-04	2.0E-05	6.05E-04	1.20E-08	0.08	4.71E-02	4.67E-11	1.0E+06	4.7E-05
360	0.1439	1.26E-04	1.8E-05	6.05E-04	1.10E-08	0.08	4.71E-02	4.25E-11	1.0E+06	4.3E-05

Ventura Ranch
P3 (off) - Architectural Coating

Max Cancer Risk Cancer Risk	
Receptor #	**Total Risk/ Million**
1	5.9E-04
2	6.3E-04
3	6.7E-04
4	6.9E-04
5	7.0E-04
6	6.9E-04
7	6.6E-04
8	6.2E-04
9	5.7E-04
10	5.1E-04
11	4.5E-04
12	3.9E-04
13	3.3E-04
14	2.7E-04
15	2.0E-04
16	1.5E-04
17	1.0E-04
18	8.2E-05
19	6.0E-05
20	4.8E-05
21	3.8E-05
22	7.2E-04
23	6.8E-04
24	6.2E-04
25	5.5E-04
26	4.8E-04
27	4.1E-04
28	3.5E-04
29	2.8E-04
30	2.1E-04
31	1.4E-04

Max	**Receptor #**	
0.003	122	Res

Chronic Non Cancer Risk	
REL	**HI Offroad**
5	5.03E-05
5	5.41E-05
5	5.71E-05
5	5.90E-05
5	5.96E-05
5	5.88E-05
5	5.65E-05
5	5.30E-05
5	4.87E-05
5	4.38E-05
5	3.85E-05
5	3.31E-05
5	2.78E-05
5	2.30E-05
5	1.67E-05
5	1.29E-05
5	8.87E-06
5	6.98E-06
5	5.13E-06
5	4.10E-06
5	3.25E-06
5	6.16E-05
5	5.78E-05
5	5.29E-05
5	4.73E-05
5	4.13E-05
5	3.53E-05
5	2.94E-05
5	2.42E-05
5	1.77E-05
5	1.21E-05

Max	**Receptor #**	
2.701E-04	122	Res

Ventura Ranch
P3 (off) - Architectural Coating

Max Cancer Risk Cancer Risk		*Chronic Non Cancer Risk*	
Receptor #	Total Risk/ Million	REL	HI Offroad
32	8.2E-05	5	7.02E-06
33	6.8E-05	5	5.79E-06
34	6.1E-05	5	5.18E-06
35	3.0E-04	5	2.56E-05
36	2.1E-04	5	1.83E-05
37	3.0E-04	5	2.55E-05
38	3.6E-04	5	3.07E-05
39	4.3E-04	5	3.67E-05
40	5.1E-04	5	4.38E-05
41	2.9E-04	5	2.50E-05
42	3.6E-04	5	3.03E-05
43	4.3E-04	5	3.68E-05
44	5.2E-04	5	4.46E-05
45	6.3E-04	5	5.37E-05
46	9.9E-04	5	8.47E-05
47	9.0E-04	5	7.70E-05
48	3.5E-04	5	2.98E-05
49	4.3E-04	5	3.66E-05
50	5.3E-04	5	4.51E-05
51	6.4E-04	5	5.49E-05
52	1.1E-03	5	9.45E-05
53	1.0E-03	5	8.57E-05
54	8.8E-04	5	7.48E-05
55	4.2E-04	5	3.58E-05
56	5.3E-04	5	4.48E-05
57	6.5E-04	5	5.57E-05
58	7.9E-04	5	6.76E-05
59	1.2E-03	5	1.06E-04
60	1.1E-03	5	9.61E-05
61	9.8E-04	5	8.35E-05
62	1.4E-03	5	1.20E-04

Ventura Ranch
P3 (off) - Architectural Coating

Max Cancer Risk Cancer Risk		*Chronic Non Cancer Risk*	
Receptor #	Total Risk/ Million	REL	HI Offroad
63	1.3E-03	5	1.09E-04
64	1.1E-03	5	9.40E-05
65	1.5E-03	5	1.24E-04
66	3.1E-04	5	2.64E-05
67	3.9E-04	5	3.35E-05
68	1.4E-04	5	1.19E-05
69	9.7E-05	5	8.26E-06
70	7.5E-05	5	6.36E-06
71	6.2E-05	5	5.29E-06
72	3.0E-04	5	2.57E-05
73	3.8E-04	5	3.24E-05
74	2.4E-04	5	2.06E-05
75	1.5E-04	5	1.26E-05
76	1.1E-04	5	8.97E-06
77	8.2E-05	5	7.02E-06
78	7.1E-05	5	6.08E-06
79	3.0E-04	5	2.52E-05
80	3.7E-04	5	3.15E-05
81	2.5E-04	5	2.09E-05
82	1.6E-04	5	1.34E-05
83	1.2E-04	5	1.05E-05
84	1.0E-04	5	8.93E-06
85	8.7E-05	5	7.41E-06
86	2.9E-04	5	2.50E-05
87	3.9E-04	5	3.32E-05
88	1.8E-04	5	1.57E-05
89	2.5E-04	5	2.11E-05
90	2.0E-04	5	1.70E-05
91	2.3E-04	5	1.94E-05
92	2.6E-04	5	2.24E-05
93	1.8E-04	5	1.55E-05

Ventura Ranch
P3 (off) - Architectural Coating

Max Cancer Risk Cancer Risk		*Chronic Non Cancer Risk*	
Receptor #	Total Risk/ Million	REL	HI Offroad
94	2.1E-04	5	1.75E-05
95	2.3E-04	5	1.99E-05
96	2.7E-04	5	2.34E-05
97	3.3E-04	5	2.78E-05
98	3.9E-04	5	3.31E-05
99	1.6E-04	5	1.38E-05
100	1.8E-04	5	1.54E-05
101	2.0E-04	5	1.73E-05
102	2.3E-04	5	1.99E-05
103	2.7E-04	5	2.32E-05
104	3.2E-04	5	2.76E-05
105	3.9E-04	5	3.37E-05
106	5.0E-04	5	4.24E-05
107	6.6E-04	5	5.62E-05
108	9.6E-04	5	8.19E-05
109	1.4E-04	5	1.20E-05
110	1.5E-04	5	1.32E-05
111	1.7E-04	5	1.46E-05
112	2.0E-04	5	1.67E-05
113	2.2E-04	5	1.89E-05
114	2.5E-04	5	2.17E-05
115	3.0E-04	5	2.56E-05
116	3.6E-04	5	3.07E-05
117	4.4E-04	5	3.79E-05
118	5.8E-04	5	4.92E-05
119	8.0E-04	5	6.80E-05
120	1.3E-03	5	1.10E-04
121	2.2E-03	5	1.84E-04
122	3.2E-03	5	2.70E-04
123	1.2E-04	5	1.02E-05
124	1.3E-04	5	1.11E-05

Ventura Ranch
P3 (off) - Architectural Coating

Max Cancer Risk Cancer Risk		*Chronic Non Cancer Risk*	
Receptor #	Total Risk/ Million	REL	HI Offroad
125	1.4E-04	5	1.21E-05
126	1.6E-04	5	1.36E-05
127	1.8E-04	5	1.51E-05
128	2.0E-04	5	1.69E-05
129	2.3E-04	5	1.93E-05
130	2.6E-04	5	2.23E-05
131	3.1E-04	5	2.62E-05
132	3.7E-04	5	3.16E-05
133	4.7E-04	5	4.04E-05
134	6.6E-04	5	5.64E-05
135	9.4E-04	5	8.06E-05
136	1.3E-03	5	1.11E-04
137	1.7E-03	5	1.45E-04
138	2.0E-03	5	1.74E-04
139	1.0E-04	5	8.65E-06
140	1.1E-04	5	9.25E-06
141	1.2E-04	5	1.00E-05
142	1.3E-04	5	1.10E-05
143	1.4E-04	5	1.20E-05
144	1.5E-04	5	1.31E-05
145	1.7E-04	5	1.47E-05
146	1.9E-04	5	1.65E-05
147	2.2E-04	5	1.89E-05
148	2.6E-04	5	2.18E-05
149	3.1E-04	5	2.67E-05
150	4.1E-04	5	3.48E-05
151	5.3E-04	5	4.53E-05
152	6.7E-04	5	5.75E-05
153	8.9E-04	5	7.56E-05
154	1.1E-03	5	9.06E-05
155	8.5E-05	5	7.29E-06

Ventura Ranch
P3 (off) - Architectural Coating

Max Cancer Risk Cancer Risk		*Chronic Non Cancer Risk*	
Receptor #	Total Risk/ Million	REL	HI Offroad
156	9.0E-05	5	7.71E-06
157	9.7E-05	5	8.24E-06
158	1.0E-04	5	8.92E-06
159	1.1E-04	5	9.57E-06
160	1.2E-04	5	1.04E-05
161	1.3E-04	5	1.14E-05
162	1.5E-04	5	1.26E-05
163	1.7E-04	5	1.43E-05
164	1.9E-04	5	1.63E-05
165	2.3E-04	5	1.94E-05
166	2.8E-04	5	2.42E-05
167	3.5E-04	5	2.97E-05
168	4.2E-04	5	3.59E-05
169	5.3E-04	5	4.51E-05
170	6.2E-04	5	5.31E-05
171	7.2E-05	5	6.15E-06
172	7.6E-05	5	6.45E-06
173	8.0E-05	5	6.83E-06
174	8.6E-05	5	7.30E-06
175	9.1E-05	5	7.77E-06
176	9.8E-05	5	8.36E-06
177	1.1E-04	5	9.07E-06
178	1.2E-04	5	9.99E-06
179	1.3E-04	5	1.13E-05
180	1.5E-04	5	1.28E-05
181	1.7E-04	5	1.47E-05
182	2.1E-04	5	1.80E-05
183	2.5E-04	5	2.15E-05
184	2.9E-04	5	2.49E-05
185	3.5E-04	5	3.00E-05
186	4.0E-04	5	3.44E-05

Ventura Ranch
P3 (off) - Architectural Coating

Max Cancer Risk Cancer Risk		*Chronic Non Cancer Risk*	
Receptor #	Total Risk/ Million	REL	HI Offroad
187	6.1E-05	5	5.22E-06
188	6.4E-05	5	5.44E-06
189	6.7E-05	5	5.71E-06
190	7.1E-05	5	6.07E-06
191	7.5E-05	5	6.44E-06
192	8.1E-05	5	6.91E-06
193	8.7E-05	5	7.42E-06
194	9.6E-05	5	8.18E-06
195	1.1E-04	5	9.23E-06
196	1.2E-04	5	1.04E-05
197	1.4E-04	5	1.18E-05
198	1.7E-04	5	1.41E-05
199	1.9E-04	5	1.64E-05
200	2.1E-04	5	1.82E-05
201	2.5E-04	5	2.15E-05
202	2.8E-04	5	2.41E-05
203	5.2E-05	5	4.46E-06
204	5.4E-05	5	4.62E-06
205	5.7E-05	5	4.84E-06
206	6.0E-05	5	5.12E-06
207	6.4E-05	5	5.44E-06
208	6.9E-05	5	5.85E-06
209	7.3E-05	5	6.26E-06
210	8.1E-05	5	6.89E-06
211	9.1E-05	5	7.75E-06
212	1.0E-04	5	8.62E-06
213	1.2E-04	5	9.87E-06
214	1.4E-04	5	1.15E-05
215	1.5E-04	5	1.31E-05
216	1.6E-04	5	1.40E-05
217	1.9E-04	5	1.61E-05

Ventura Ranch
P3 (off) - Architectural Coating

Max Cancer Risk Cancer Risk		*Chronic Non Cancer Risk*	
Receptor #	Total Risk/ Million	REL	HI Offroad
218	2.1E-04	5	1.80E-05
219	4.5E-05	5	3.84E-06
220	4.7E-05	5	3.98E-06
221	4.9E-05	5	4.16E-06
222	5.2E-05	5	4.40E-06
223	5.5E-05	5	4.69E-06
224	5.9E-05	5	5.05E-06
225	6.3E-05	5	5.42E-06
226	7.0E-05	5	5.94E-06
227	7.7E-05	5	6.57E-06
228	8.7E-05	5	7.39E-06
229	9.9E-05	5	8.43E-06
230	1.1E-04	5	9.66E-06
231	1.2E-04	5	1.04E-05
232	1.3E-04	5	1.11E-05
233	1.5E-04	5	1.26E-05
234	1.6E-04	5	1.39E-05
235	3.9E-05	5	3.35E-06
236	4.1E-05	5	3.47E-06
237	4.3E-05	5	3.64E-06
238	4.5E-05	5	3.85E-06
239	4.8E-05	5	4.09E-06
240	5.2E-05	5	4.43E-06
241	5.6E-05	5	4.79E-06
242	6.0E-05	5	5.10E-06
243	6.7E-05	5	5.75E-06
244	7.6E-05	5	6.45E-06
245	8.6E-05	5	7.30E-06
246	9.6E-05	5	8.21E-06
247	9.8E-05	5	8.33E-06
248	1.1E-04	5	9.12E-06

Ventura Ranch
P3 (off) - Architectural Coating

Max Cancer Risk Cancer Risk		*Chronic Non Cancer Risk*	
Receptor #	Total Risk/ Million	REL	HI Offroad
249	1.2E-04	5	1.01E-05
250	1.3E-04	5	1.10E-05
251	3.5E-05	5	2.95E-06
252	3.6E-05	5	3.07E-06
253	3.8E-05	5	3.23E-06
254	4.0E-05	5	3.43E-06
255	4.3E-05	5	3.63E-06
256	4.6E-05	5	3.95E-06
257	5.0E-05	5	4.30E-06
258	5.3E-05	5	4.56E-06
259	6.0E-05	5	5.09E-06
260	6.7E-05	5	5.67E-06
261	7.4E-05	5	6.34E-06
262	8.3E-05	5	7.06E-06
263	8.2E-05	5	6.99E-06
264	9.1E-05	5	7.73E-06
265	9.6E-05	5	8.15E-06
266	1.0E-04	5	8.69E-06
267	3.1E-05	5	2.64E-06
268	3.2E-05	5	2.76E-06
269	3.4E-05	5	2.91E-06
270	3.6E-05	5	3.10E-06
271	3.8E-05	5	3.28E-06
272	4.2E-05	5	3.56E-06
273	4.6E-05	5	3.89E-06
274	4.9E-05	5	4.17E-06
275	5.3E-05	5	4.55E-06
276	5.9E-05	5	5.05E-06
277	6.4E-05	5	5.48E-06
278	6.8E-05	5	5.84E-06
279	7.3E-05	5	6.19E-06

Ventura Ranch
P3 (off) - Architectural Coating

Max Cancer Risk Cancer Risk		*Chronic Non Cancer Risk*	
Receptor #	Total Risk/ Million	REL	HI Offroad
280	7.9E-05	5	6.72E-06
281	8.2E-05	5	6.98E-06
282	8.7E-05	5	7.46E-06
283	2.8E-05	5	2.38E-06
284	2.9E-05	5	2.50E-06
285	3.1E-05	5	2.65E-06
286	3.3E-05	5	2.83E-06
287	3.5E-05	5	3.01E-06
288	3.8E-05	5	3.25E-06
289	4.2E-05	5	3.55E-06
290	4.5E-05	5	3.84E-06
291	4.8E-05	5	4.12E-06
292	5.3E-05	5	4.53E-06
293	5.7E-05	5	4.88E-06
294	6.1E-05	5	5.21E-06
295	6.5E-05	5	5.54E-06
296	6.9E-05	5	5.90E-06
297	7.2E-05	5	6.15E-06
298	7.6E-05	5	6.44E-06
299	2.7E-05	5	2.30E-06
300	2.9E-05	5	2.44E-06
301	3.1E-05	5	2.61E-06
302	3.3E-05	5	2.82E-06
303	3.5E-05	5	3.02E-06
304	3.8E-05	5	3.26E-06
305	4.1E-05	5	3.52E-06
306	4.4E-05	5	3.79E-06
307	4.8E-05	5	4.10E-06
308	5.2E-05	5	4.41E-06

Ventura Ranch
P3 (off) - Architectural Coating

Max Cancer Risk Cancer Risk		*Chronic Non Cancer Risk*	
Receptor #	Total Risk/ Million	REL	HI Offroad
309	5.4E-05	5	4.64E-06
310	5.8E-05	5	4.91E-06
311	6.2E-05	5	5.28E-06
312	6.6E-05	5	5.60E-06
313	6.5E-05	5	5.58E-06
314	2.5E-05	5	2.12E-06
315	2.7E-05	5	2.26E-06
316	2.8E-05	5	2.42E-06
317	3.1E-05	5	2.62E-06
318	3.3E-05	5	2.77E-06
319	3.5E-05	5	3.01E-06
320	3.8E-05	5	3.26E-06
321	4.0E-05	5	3.45E-06
322	4.4E-05	5	3.74E-06
323	4.7E-05	5	4.00E-06
324	4.9E-05	5	4.20E-06
325	5.2E-05	5	4.42E-06
326	5.6E-05	5	4.74E-06
327	5.9E-05	5	5.00E-06
328	5.7E-05	5	4.88E-06
329	2.3E-05	5	1.97E-06
330	2.5E-05	5	2.11E-06
331	2.7E-05	5	2.27E-06
332	2.9E-05	5	2.44E-06
333	3.0E-05	5	2.59E-06
334	3.3E-05	5	2.79E-06
335	3.5E-05	5	3.00E-06
336	3.8E-05	5	3.20E-06
337	4.0E-05	5	3.43E-06
338	4.3E-05	5	3.67E-06
339	4.5E-05	5	3.86E-06

Ventura Ranch
P3 (off) - Architectural Coating

Max Cancer Risk Cancer Risk		*Chronic Non Cancer Risk*	
Receptor #	**Total Risk/ Million**	**REL**	**HI Offroad**
340	4.7E-05	5	4.00E-06
341	5.0E-05	5	4.27E-06
342	5.3E-05	5	4.49E-06
343	5.1E-05	5	4.32E-06
344	4.8E-05	5	4.11E-06
345	2.2E-05	5	1.84E-06
346	2.3E-05	5	1.99E-06
347	2.5E-05	5	2.13E-06
348	2.7E-05	5	2.29E-06
349	2.9E-05	5	2.44E-06
350	3.1E-05	5	2.61E-06
351	3.3E-05	5	2.79E-06
352	3.5E-05	5	2.99E-06
353	3.7E-05	5	3.17E-06
354	4.0E-05	5	3.37E-06
355	4.2E-05	5	3.55E-06
356	4.3E-05	5	3.65E-06
357	4.6E-05	5	3.89E-06
358	4.8E-05	5	4.07E-06
359	4.7E-05	5	3.98E-06
360	4.3E-05	5	3.63E-06

Ventura Ranch

P3 (on) - Site Preparation

		Cancer Risk from Birth to 2 years								
Receptor #	Conc	g/sec	Cair	Dose Constant	Dose	ED	Risk Constant	Risk	Constant 2	Risk/ Million
361	0.9775	1.44E-02	1.4E-02	1.05E-03	1.47E-05	0.18	1.57E-01	4.11E-07	1.0E+06	4.1E-01
362	1.0947	1.44E-02	1.6E-02	1.05E-03	1.64E-05	0.18	1.57E-01	4.60E-07	1.0E+06	4.6E-01
363	1.24002	1.44E-02	1.8E-02	1.05E-03	1.86E-05	0.18	1.57E-01	5.21E-07	1.0E+06	5.2E-01
364	1.42081	1.44E-02	2.0E-02	1.05E-03	2.13E-05	0.18	1.57E-01	5.97E-07	1.0E+06	6.0E-01
365	0.98637	1.44E-02	1.4E-02	1.05E-03	1.48E-05	0.18	1.57E-01	4.14E-07	1.0E+06	4.1E-01
366	1.10217	1.44E-02	1.6E-02	1.05E-03	1.65E-05	0.18	1.57E-01	4.63E-07	1.0E+06	4.6E-01
367	1.24497	1.44E-02	1.8E-02	1.05E-03	1.87E-05	0.18	1.57E-01	5.23E-07	1.0E+06	5.2E-01
368	1.42318	1.44E-02	2.0E-02	1.05E-03	2.14E-05	0.18	1.57E-01	5.98E-07	1.0E+06	6.0E-01
369	1.64721	1.44E-02	2.4E-02	1.05E-03	2.47E-05	0.18	1.57E-01	6.92E-07	1.0E+06	6.9E-01
370	1.93194	1.44E-02	2.8E-02	1.05E-03	2.90E-05	0.18	1.57E-01	8.12E-07	1.0E+06	8.1E-01
371	0.99718	1.44E-02	1.4E-02	1.05E-03	1.50E-05	0.18	1.57E-01	4.19E-07	1.0E+06	4.2E-01
372	1.11216	1.44E-02	1.6E-02	1.05E-03	1.67E-05	0.18	1.57E-01	4.67E-07	1.0E+06	4.7E-01
373	1.25295	1.44E-02	1.8E-02	1.05E-03	1.88E-05	0.18	1.57E-01	5.26E-07	1.0E+06	5.3E-01
374	1.42807	1.44E-02	2.1E-02	1.05E-03	2.14E-05	0.18	1.57E-01	6.00E-07	1.0E+06	6.0E-01
375	1.64813	1.44E-02	2.4E-02	1.05E-03	2.47E-05	0.18	1.57E-01	6.92E-07	1.0E+06	6.9E-01
376	1.00783	1.44E-02	1.4E-02	1.05E-03	1.51E-05	0.18	1.57E-01	4.23E-07	1.0E+06	4.2E-01
377	1.12267	1.44E-02	1.6E-02	1.05E-03	1.69E-05	0.18	1.57E-01	4.72E-07	1.0E+06	4.7E-01
378	1.26241	1.44E-02	1.8E-02	1.05E-03	1.90E-05	0.18	1.57E-01	5.30E-07	1.0E+06	5.3E-01
379	1.43415	1.44E-02	2.1E-02	1.05E-03	2.15E-05	0.18	1.57E-01	6.03E-07	1.0E+06	6.0E-01
380	1.65179	1.44E-02	2.4E-02	1.05E-03	2.48E-05	0.18	1.57E-01	6.94E-07	1.0E+06	6.9E-01
381	1.01766	1.44E-02	1.5E-02	1.05E-03	1.53E-05	0.18	1.57E-01	4.28E-07	1.0E+06	4.3E-01
382	1.13131	1.44E-02	1.6E-02	1.05E-03	1.70E-05	0.18	1.57E-01	4.75E-07	1.0E+06	4.8E-01
383	1.26973	1.44E-02	1.8E-02	1.05E-03	1.91E-05	0.18	1.57E-01	5.33E-07	1.0E+06	5.3E-01
384	1.43913	1.44E-02	2.1E-02	1.05E-03	2.16E-05	0.18	1.57E-01	6.05E-07	1.0E+06	6.0E-01
385	1.6539	1.44E-02	2.4E-02	1.05E-03	2.48E-05	0.18	1.57E-01	6.95E-07	1.0E+06	6.9E-01
386	1.0248	1.44E-02	1.5E-02	1.05E-03	1.54E-05	0.18	1.57E-01	4.31E-07	1.0E+06	4.3E-01
387	1.1369	1.44E-02	1.6E-02	1.05E-03	1.71E-05	0.18	1.57E-01	4.78E-07	1.0E+06	4.8E-01
388	1.27229	1.44E-02	1.8E-02	1.05E-03	1.91E-05	0.18	1.57E-01	5.35E-07	1.0E+06	5.3E-01
389	1.43954	1.44E-02	2.1E-02	1.05E-03	2.16E-05	0.18	1.57E-01	6.05E-07	1.0E+06	6.0E-01
390	1.64963	1.44E-02	2.4E-02	1.05E-03	2.48E-05	0.18	1.57E-01	6.93E-07	1.0E+06	6.9E-01
391	1.02688	1.44E-02	1.5E-02	1.05E-03	1.54E-05	0.18	1.57E-01	4.31E-07	1.0E+06	4.3E-01

Ventura Ranch

P3 (on) - Site Preparation

		Cancer Risk from Birth to 2 years								
Receptor #	Conc	g/sec	Cair	Dose Constant	Dose	ED	Risk Constant	Risk	Constant 2	Risk/ Million
392	1.13784	1.44E-02	1.6E-02	1.05E-03	1.71E-05	0.18	1.57E-01	4.78E-07	1.0E+06	4.8E-01
393	1.27074	1.44E-02	1.8E-02	1.05E-03	1.91E-05	0.18	1.57E-01	5.34E-07	1.0E+06	5.3E-01
394	1.43324	1.44E-02	2.1E-02	1.05E-03	2.15E-05	0.18	1.57E-01	6.02E-07	1.0E+06	6.0E-01
395	1.02363	1.44E-02	1.5E-02	1.05E-03	1.54E-05	0.18	1.57E-01	4.30E-07	1.0E+06	4.3E-01
396	1.13283	1.44E-02	1.6E-02	1.05E-03	1.70E-05	0.18	1.57E-01	4.76E-07	1.0E+06	4.8E-01
397	1.26196	1.44E-02	1.8E-02	1.05E-03	1.89E-05	0.18	1.57E-01	5.30E-07	1.0E+06	5.3E-01
398	1.41876	1.44E-02	2.0E-02	1.05E-03	2.13E-05	0.18	1.57E-01	5.96E-07	1.0E+06	6.0E-01
399	1.01382	1.44E-02	1.5E-02	1.05E-03	1.52E-05	0.18	1.57E-01	4.26E-07	1.0E+06	4.3E-01
400	1.12096	1.44E-02	1.6E-02	1.05E-03	1.68E-05	0.18	1.57E-01	4.71E-07	1.0E+06	4.7E-01
401	1.2461	1.44E-02	1.8E-02	1.05E-03	1.87E-05	0.18	1.57E-01	5.24E-07	1.0E+06	5.2E-01
402	1.39674	1.44E-02	2.0E-02	1.05E-03	2.10E-05	0.18	1.57E-01	5.87E-07	1.0E+06	5.9E-01
403	1.58089	1.44E-02	2.3E-02	1.05E-03	2.37E-05	0.18	1.57E-01	6.64E-07	1.0E+06	6.6E-01
404	0.99817	1.44E-02	1.4E-02	1.05E-03	1.50E-05	0.18	1.57E-01	4.19E-07	1.0E+06	4.2E-01
405	1.10226	1.44E-02	1.6E-02	1.05E-03	1.65E-05	0.18	1.57E-01	4.63E-07	1.0E+06	4.6E-01
406	1.22329	1.44E-02	1.8E-02	1.05E-03	1.84E-05	0.18	1.57E-01	5.14E-07	1.0E+06	5.1E-01
407	1.36731	1.44E-02	2.0E-02	1.05E-03	2.05E-05	0.18	1.57E-01	5.74E-07	1.0E+06	5.7E-01
408	1.54195	1.44E-02	2.2E-02	1.05E-03	2.31E-05	0.18	1.57E-01	6.48E-07	1.0E+06	6.5E-01
409	1.75912	1.44E-02	2.5E-02	1.05E-03	2.64E-05	0.18	1.57E-01	7.39E-07	1.0E+06	7.4E-01
410	2.03672	1.44E-02	2.9E-02	1.05E-03	3.06E-05	0.18	1.57E-01	8.56E-07	1.0E+06	8.6E-01
411	2.40326	1.44E-02	3.5E-02	1.05E-03	3.61E-05	0.18	1.57E-01	1.01E-06	1.0E+06	1.0E+00
412	1.07572	1.44E-02	1.5E-02	1.05E-03	1.61E-05	0.18	1.57E-01	4.52E-07	1.0E+06	4.5E-01
413	1.19163	1.44E-02	1.7E-02	1.05E-03	1.79E-05	0.18	1.57E-01	5.01E-07	1.0E+06	5.0E-01
414	1.32882	1.44E-02	1.9E-02	1.05E-03	1.99E-05	0.18	1.57E-01	5.58E-07	1.0E+06	5.6E-01
415	1.49403	1.44E-02	2.1E-02	1.05E-03	2.24E-05	0.18	1.57E-01	6.28E-07	1.0E+06	6.3E-01
416	1.6981	1.44E-02	2.4E-02	1.05E-03	2.55E-05	0.18	1.57E-01	7.13E-07	1.0E+06	7.1E-01
417	1.95566	1.44E-02	2.8E-02	1.05E-03	2.94E-05	0.18	1.57E-01	8.22E-07	1.0E+06	8.2E-01
418	2.29269	1.44E-02	3.3E-02	1.05E-03	3.44E-05	0.18	1.57E-01	9.63E-07	1.0E+06	9.6E-01
419	2.75273	1.44E-02	4.0E-02	1.05E-03	4.13E-05	0.18	1.57E-01	1.16E-06	1.0E+06	1.2E+00
420	3.40803	1.44E-02	4.9E-02	1.05E-03	5.12E-05	0.18	1.57E-01	1.43E-06	1.0E+06	1.4E+00
421	1.03644	1.44E-02	1.5E-02	1.05E-03	1.56E-05	0.18	1.57E-01	4.35E-07	1.0E+06	4.4E-01
422	1.15038	1.44E-02	1.7E-02	1.05E-03	1.73E-05	0.18	1.57E-01	4.83E-07	1.0E+06	4.8E-01

Ventura Ranch

P3 (on) - Site Preparation

					Cancer Risk from Birth to 2 years					
Receptor #	Conc	g/sec	Cair	Dose Constant	Dose	ED	Risk Constant	Risk	Constant 2	Risk/ Million
423	1.28046	1.44E-02	1.8E-02	1.05E-03	1.92E-05	0.18	1.57E-01	5.38E-07	1.0E+06	5.4E-01
424	1.43647	1.44E-02	2.1E-02	1.05E-03	2.16E-05	0.18	1.57E-01	6.04E-07	1.0E+06	6.0E-01
425	1.62742	1.44E-02	2.3E-02	1.05E-03	2.44E-05	0.18	1.57E-01	6.84E-07	1.0E+06	6.8E-01
426	1.86591	1.44E-02	2.7E-02	1.05E-03	2.80E-05	0.18	1.57E-01	7.84E-07	1.0E+06	7.8E-01
427	2.17534	1.44E-02	3.1E-02	1.05E-03	3.27E-05	0.18	1.57E-01	9.14E-07	1.0E+06	9.1E-01
428	2.59385	1.44E-02	3.7E-02	1.05E-03	3.89E-05	0.18	1.57E-01	1.09E-06	1.0E+06	1.1E+00
429	3.19048	1.44E-02	4.6E-02	1.05E-03	4.79E-05	0.18	1.57E-01	1.34E-06	1.0E+06	1.3E+00
430	4.0938	1.44E-02	5.9E-02	1.05E-03	6.15E-05	0.18	1.57E-01	1.72E-06	1.0E+06	1.7E+00
431	5.52788	1.44E-02	7.9E-02	1.05E-03	8.30E-05	0.18	1.57E-01	2.32E-06	1.0E+06	2.3E+00
432	7.88775	1.44E-02	1.1E-01	1.05E-03	1.18E-04	0.18	1.57E-01	3.31E-06	1.0E+06	3.3E+00
433	1.09933	1.44E-02	1.6E-02	1.05E-03	1.65E-05	0.18	1.57E-01	4.62E-07	1.0E+06	4.6E-01
434	1.22199	1.44E-02	1.8E-02	1.05E-03	1.83E-05	0.18	1.57E-01	5.13E-07	1.0E+06	5.1E-01
435	1.36815	1.44E-02	2.0E-02	1.05E-03	2.05E-05	0.18	1.57E-01	5.75E-07	1.0E+06	5.7E-01
436	1.54582	1.44E-02	2.2E-02	1.05E-03	2.32E-05	0.18	1.57E-01	6.49E-07	1.0E+06	6.5E-01
437	1.76615	1.44E-02	2.5E-02	1.05E-03	2.65E-05	0.18	1.57E-01	7.42E-07	1.0E+06	7.4E-01
438	2.04905	1.44E-02	2.9E-02	1.05E-03	3.08E-05	0.18	1.57E-01	8.61E-07	1.0E+06	8.6E-01
439	2.42795	1.44E-02	3.5E-02	1.05E-03	3.65E-05	0.18	1.57E-01	1.02E-06	1.0E+06	1.0E+00
440	2.9641	1.44E-02	4.3E-02	1.05E-03	4.45E-05	0.18	1.57E-01	1.25E-06	1.0E+06	1.2E+00
441	3.78173	1.44E-02	5.4E-02	1.05E-03	5.68E-05	0.18	1.57E-01	1.59E-06	1.0E+06	1.6E+00
442	5.12149	1.44E-02	7.4E-02	1.05E-03	7.69E-05	0.18	1.57E-01	2.15E-06	1.0E+06	2.2E+00
443	1.03953	1.44E-02	1.5E-02	1.05E-03	1.56E-05	0.18	1.57E-01	4.37E-07	1.0E+06	4.4E-01
444	1.15373	1.44E-02	1.7E-02	1.05E-03	1.73E-05	0.18	1.57E-01	4.85E-07	1.0E+06	4.8E-01
445	1.28906	1.44E-02	1.9E-02	1.05E-03	1.94E-05	0.18	1.57E-01	5.42E-07	1.0E+06	5.4E-01
446	1.45266	1.44E-02	2.1E-02	1.05E-03	2.18E-05	0.18	1.57E-01	6.10E-07	1.0E+06	6.1E-01
447	1.65507	1.44E-02	2.4E-02	1.05E-03	2.48E-05	0.18	1.57E-01	6.95E-07	1.0E+06	7.0E-01
448	1.91271	1.44E-02	2.7E-02	1.05E-03	2.87E-05	0.18	1.57E-01	8.04E-07	1.0E+06	8.0E-01
449	2.25378	1.44E-02	3.2E-02	1.05E-03	3.38E-05	0.18	1.57E-01	9.47E-07	1.0E+06	9.5E-01
450	2.72919	1.44E-02	3.9E-02	1.05E-03	4.10E-05	0.18	1.57E-01	1.15E-06	1.0E+06	1.1E+00
451	3.44856	1.44E-02	5.0E-02	1.05E-03	5.18E-05	0.18	1.57E-01	1.45E-06	1.0E+06	1.4E+00
452	4.64568	1.44E-02	6.7E-02	1.05E-03	6.97E-05	0.18	1.57E-01	1.95E-06	1.0E+06	2.0E+00
453	0.9668	1.44E-02	1.4E-02	1.05E-03	1.45E-05	0.18	1.57E-01	4.06E-07	1.0E+06	4.1E-01

Ventura Ranch

P3 (on) - Site Preparation

					Cancer Risk from Birth to 2 years					
Receptor #	Conc	g/sec	Cair	Dose Constant	Dose	ED	Risk Constant	Risk	Constant 2	Risk/ Million
454	1.07202	1.44E-02	1.5E-02	1.05E-03	1.61E-05	0.18	1.57E-01	4.50E-07	1.0E+06	4.5E-01
455	1.19758	1.44E-02	1.7E-02	1.05E-03	1.80E-05	0.18	1.57E-01	5.03E-07	1.0E+06	5.0E-01
456	1.34712	1.44E-02	1.9E-02	1.05E-03	2.02E-05	0.18	1.57E-01	5.66E-07	1.0E+06	5.7E-01
457	1.53024	1.44E-02	2.2E-02	1.05E-03	2.30E-05	0.18	1.57E-01	6.43E-07	1.0E+06	6.4E-01
458	1.7624	1.44E-02	2.5E-02	1.05E-03	2.65E-05	0.18	1.57E-01	7.40E-07	1.0E+06	7.4E-01
459	2.06707	1.44E-02	3.0E-02	1.05E-03	3.10E-05	0.18	1.57E-01	8.68E-07	1.0E+06	8.7E-01
460	2.48495	1.44E-02	3.6E-02	1.05E-03	3.73E-05	0.18	1.57E-01	1.04E-06	1.0E+06	1.0E+00
461	3.10199	1.44E-02	4.5E-02	1.05E-03	4.66E-05	0.18	1.57E-01	1.30E-06	1.0E+06	1.3E+00
462	4.12204	1.44E-02	5.9E-02	1.05E-03	6.19E-05	0.18	1.57E-01	1.73E-06	1.0E+06	1.7E+00
463	1.59576	1.44E-02	2.3E-02	1.05E-03	2.40E-05	0.18	1.57E-01	6.70E-07	1.0E+06	6.7E-01
464	1.86158	1.44E-02	2.7E-02	1.05E-03	2.79E-05	0.18	1.57E-01	7.82E-07	1.0E+06	7.8E-01
465	2.22093	1.44E-02	3.2E-02	1.05E-03	3.33E-05	0.18	1.57E-01	9.33E-07	1.0E+06	9.3E-01
466	2.74133	1.44E-02	3.9E-02	1.05E-03	4.12E-05	0.18	1.57E-01	1.15E-06	1.0E+06	1.2E+00
467	3.57348	1.44E-02	5.1E-02	1.05E-03	5.36E-05	0.18	1.57E-01	1.50E-06	1.0E+06	1.5E+00
0	0	1.44E-02	0.0E+00	1.05E-03	0.00E+00	0.18	1.57E-01	0.00E+00	1.0E+06	0.0E+00
0	0	1.44E-02	0.0E+00	1.05E-03	0.00E+00	0.18	1.57E-01	0.00E+00	1.0E+06	0.0E+00
0	0	1.44E-02	0.0E+00	1.05E-03	0.00E+00	0.18	1.57E-01	0.00E+00	1.0E+06	0.0E+00
0	0	1.44E-02	0.0E+00	1.05E-03	0.00E+00	0.18	1.57E-01	0.00E+00	1.0E+06	0.0E+00
0	0	1.44E-02	0.0E+00	1.05E-03	0.00E+00	0.18	1.57E-01	0.00E+00	1.0E+06	0.0E+00
0	0	1.44E-02	0.0E+00	1.05E-03	0.00E+00	0.18	1.57E-01	0.00E+00	1.0E+06	0.0E+00
0	0	1.44E-02	0.0E+00	1.05E-03	0.00E+00	0.18	1.57E-01	0.00E+00	1.0E+06	0.0E+00
0	0	1.44E-02	0.0E+00	1.05E-03	0.00E+00	0.18	1.57E-01	0.00E+00	1.0E+06	0.0E+00
0	0	1.44E-02	0.0E+00	1.05E-03	0.00E+00	0.18	1.57E-01	0.00E+00	1.0E+06	0.0E+00
0	0	1.44E-02	0.0E+00	1.05E-03	0.00E+00	0.18	1.57E-01	0.00E+00	1.0E+06	0.0E+00
0	0	1.44E-02	0.0E+00	1.05E-03	0.00E+00	0.18	1.57E-01	0.00E+00	1.0E+06	0.0E+00
0	0	1.44E-02	0.0E+00	1.05E-03	0.00E+00	0.18	1.57E-01	0.00E+00	1.0E+06	0.0E+00
0	0	1.44E-02	0.0E+00	1.05E-03	0.00E+00	0.18	1.57E-01	0.00E+00	1.0E+06	0.0E+00
0	0	1.44E-02	0.0E+00	1.05E-03	0.00E+00	0.18	1.57E-01	0.00E+00	1.0E+06	0.0E+00
0	0	1.44E-02	0.0E+00	1.05E-03	0.00E+00	0.18	1.57E-01	0.00E+00	1.0E+06	0.0E+00
0	0	1.44E-02	0.0E+00	1.05E-03	0.00E+00	0.18	1.57E-01	0.00E+00	1.0E+06	0.0E+00
0	0	1.44E-02	0.0E+00	1.05E-03	0.00E+00	0.18	1.57E-01	0.00E+00	1.0E+06	0.0E+00
0	0	1.44E-02	0.0E+00	1.05E-03	0.00E+00	0.18	1.57E-01	0.00E+00	1.0E+06	0.0E+00

Ventura Ranch

P3 (on) - Site Preparation

					Cancer Risk from Birth to 2 years					
Receptor #	Conc	g/sec	Cair	Dose Constant	Dose	ED	Risk Constant	Risk	Constant 2	Risk/ Million
0	0	1.44E-02	0.0E+00	1.05E-03	0.00E+00	0.18	1.57E-01	0.00E+00	1.0E+06	0.0E+00
0	0	1.44E-02	0.0E+00	1.05E-03	0.00E+00	0.18	1.57E-01	0.00E+00	1.0E+06	0.0E+00
0	0	1.44E-02	0.0E+00	1.05E-03	0.00E+00	0.18	1.57E-01	0.00E+00	1.0E+06	0.0E+00
0	0	1.44E-02	0.0E+00	1.05E-03	0.00E+00	0.18	1.57E-01	0.00E+00	1.0E+06	0.0E+00
0	0	1.44E-02	0.0E+00	1.05E-03	0.00E+00	0.18	1.57E-01	0.00E+00	1.0E+06	0.0E+00
0	0	1.44E-02	0.0E+00	1.05E-03	0.00E+00	0.18	1.57E-01	0.00E+00	1.0E+06	0.0E+00
0	0	1.44E-02	0.0E+00	1.05E-03	0.00E+00	0.18	1.57E-01	0.00E+00	1.0E+06	0.0E+00
0	0	1.44E-02	0.0E+00	1.05E-03	0.00E+00	0.18	1.57E-01	0.00E+00	1.0E+06	0.0E+00
0	0	1.44E-02	0.0E+00	1.05E-03	0.00E+00	0.18	1.57E-01	0.00E+00	1.0E+06	0.0E+00
0	0	1.44E-02	0.0E+00	1.05E-03	0.00E+00	0.18	1.57E-01	0.00E+00	1.0E+06	0.0E+00
0	0	1.44E-02	0.0E+00	1.05E-03	0.00E+00	0.18	1.57E-01	0.00E+00	1.0E+06	0.0E+00
0	0	1.44E-02	0.0E+00	1.05E-03	0.00E+00	0.18	1.57E-01	0.00E+00	1.0E+06	0.0E+00
0	0	1.44E-02	0.0E+00	1.05E-03	0.00E+00	0.18	1.57E-01	0.00E+00	1.0E+06	0.0E+00
0	0	1.44E-02	0.0E+00	1.05E-03	0.00E+00	0.18	1.57E-01	0.00E+00	1.0E+06	0.0E+00
0	0	1.44E-02	0.0E+00	1.05E-03	0.00E+00	0.18	1.57E-01	0.00E+00	1.0E+06	0.0E+00
0	0	1.44E-02	0.0E+00	1.05E-03	0.00E+00	0.18	1.57E-01	0.00E+00	1.0E+06	0.0E+00
0	0	1.44E-02	0.0E+00	1.05E-03	0.00E+00	0.18	1.57E-01	0.00E+00	1.0E+06	0.0E+00
0	0	1.44E-02	0.0E+00	1.05E-03	0.00E+00	0.18	1.57E-01	0.00E+00	1.0E+06	0.0E+00
0	0	1.44E-02	0.0E+00	1.05E-03	0.00E+00	0.18	1.57E-01	0.00E+00	1.0E+06	0.0E+00
0	0	1.44E-02	0.0E+00	1.05E-03	0.00E+00	0.18	1.57E-01	0.00E+00	1.0E+06	0.0E+00
0	0	1.44E-02	0.0E+00	1.05E-03	0.00E+00	0.18	1.57E-01	0.00E+00	1.0E+06	0.0E+00
0	0	1.44E-02	0.0E+00	1.05E-03	0.00E+00	0.18	1.57E-01	0.00E+00	1.0E+06	0.0E+00
0	0	1.44E-02	0.0E+00	1.05E-03	0.00E+00	0.18	1.57E-01	0.00E+00	1.0E+06	0.0E+00
0	0	1.44E-02	0.0E+00	1.05E-03	0.00E+00	0.18	1.57E-01	0.00E+00	1.0E+06	0.0E+00
0	0	1.44E-02	0.0E+00	1.05E-03	0.00E+00	0.18	1.57E-01	0.00E+00	1.0E+06	0.0E+00
0	0	1.44E-02	0.0E+00	1.05E-03	0.00E+00	0.18	1.57E-01	0.00E+00	1.0E+06	0.0E+00
0	0	1.44E-02	0.0E+00	1.05E-03	0.00E+00	0.18	1.57E-01	0.00E+00	1.0E+06	0.0E+00
0	0	1.44E-02	0.0E+00	1.05E-03	0.00E+00	0.18	1.57E-01	0.00E+00	1.0E+06	0.0E+00
0	0	1.44E-02	0.0E+00	1.05E-03	0.00E+00	0.18	1.57E-01	0.00E+00	1.0E+06	0.0E+00
0	0	1.44E-02	0.0E+00	1.05E-03	0.00E+00	0.18	1.57E-01	0.00E+00	1.0E+06	0.0E+00
0	0	1.44E-02	0.0E+00	1.05E-03	0.00E+00	0.18	1.57E-01	0.00E+00	1.0E+06	0.0E+00
0	0	1.44E-02	0.0E+00	1.05E-03	0.00E+00	0.18	1.57E-01	0.00E+00	1.0E+06	0.0E+00
0	0	1.44E-02	0.0E+00	1.05E-03	0.00E+00	0.18	1.57E-01	0.00E+00	1.0E+06	0.0E+00
0	0	1.44E-02	0.0E+00	1.05E-03	0.00E+00	0.18	1.57E-01	0.00E+00	1.0E+06	0.0E+00
0	0	1.44E-02	0.0E+00	1.05E-03	0.00E+00	0.18	1.57E-01	0.00E+00	1.0E+06	0.0E+00
0	0	1.44E-02	0.0E+00	1.05E-03	0.00E+00	0.18	1.57E-01	0.00E+00	1.0E+06	0.0E+00

Ventura Ranch

P3 (on) - Site Preparation

					Cancer Risk from Birth to 2 years					
Receptor #	Conc	g/sec	Cair	Dose Constant	Dose	ED	Risk Constant	Risk	Constant 2	Risk/ Million
0	0	1.44E-02	0.0E+00	1.05E-03	0.00E+00	0.18	1.57E-01	0.00E+00	1.0E+06	0.0E+00
0	0	1.44E-02	0.0E+00	1.05E-03	0.00E+00	0.18	1.57E-01	0.00E+00	1.0E+06	0.0E+00
0	0	1.44E-02	0.0E+00	1.05E-03	0.00E+00	0.18	1.57E-01	0.00E+00	1.0E+06	0.0E+00
0	0	1.44E-02	0.0E+00	1.05E-03	0.00E+00	0.18	1.57E-01	0.00E+00	1.0E+06	0.0E+00
0	0	1.44E-02	0.0E+00	1.05E-03	0.00E+00	0.18	1.57E-01	0.00E+00	1.0E+06	0.0E+00
0	0	1.44E-02	0.0E+00	1.05E-03	0.00E+00	0.18	1.57E-01	0.00E+00	1.0E+06	0.0E+00
0	0	1.44E-02	0.0E+00	1.05E-03	0.00E+00	0.18	1.57E-01	0.00E+00	1.0E+06	0.0E+00
0	0	1.44E-02	0.0E+00	1.05E-03	0.00E+00	0.18	1.57E-01	0.00E+00	1.0E+06	0.0E+00
0	0	1.44E-02	0.0E+00	1.05E-03	0.00E+00	0.18	1.57E-01	0.00E+00	1.0E+06	0.0E+00
0	0	1.44E-02	0.0E+00	1.05E-03	0.00E+00	0.18	1.57E-01	0.00E+00	1.0E+06	0.0E+00
0	0	1.44E-02	0.0E+00	1.05E-03	0.00E+00	0.18	1.57E-01	0.00E+00	1.0E+06	0.0E+00
0	0	1.44E-02	0.0E+00	1.05E-03	0.00E+00	0.18	1.57E-01	0.00E+00	1.0E+06	0.0E+00
0	0	1.44E-02	0.0E+00	1.05E-03	0.00E+00	0.18	1.57E-01	0.00E+00	1.0E+06	0.0E+00
0	0	1.44E-02	0.0E+00	1.05E-03	0.00E+00	0.18	1.57E-01	0.00E+00	1.0E+06	0.0E+00
0	0	1.44E-02	0.0E+00	1.05E-03	0.00E+00	0.18	1.57E-01	0.00E+00	1.0E+06	0.0E+00
0	0	1.44E-02	0.0E+00	1.05E-03	0.00E+00	0.18	1.57E-01	0.00E+00	1.0E+06	0.0E+00
0	0	1.44E-02	0.0E+00	1.05E-03	0.00E+00	0.18	1.57E-01	0.00E+00	1.0E+06	0.0E+00
0	0	1.44E-02	0.0E+00	1.05E-03	0.00E+00	0.18	1.57E-01	0.00E+00	1.0E+06	0.0E+00
0	0	1.44E-02	0.0E+00	1.05E-03	0.00E+00	0.18	1.57E-01	0.00E+00	1.0E+06	0.0E+00
0	0	1.44E-02	0.0E+00	1.05E-03	0.00E+00	0.18	1.57E-01	0.00E+00	1.0E+06	0.0E+00
0	0	1.44E-02	0.0E+00	1.05E-03	0.00E+00	0.18	1.57E-01	0.00E+00	1.0E+06	0.0E+00
0	0	1.44E-02	0.0E+00	1.05E-03	0.00E+00	0.18	1.57E-01	0.00E+00	1.0E+06	0.0E+00
0	0	1.44E-02	0.0E+00	1.05E-03	0.00E+00	0.18	1.57E-01	0.00E+00	1.0E+06	0.0E+00
0	0	1.44E-02	0.0E+00	1.05E-03	0.00E+00	0.18	1.57E-01	0.00E+00	1.0E+06	0.0E+00
0	0	1.44E-02	0.0E+00	1.05E-03	0.00E+00	0.18	1.57E-01	0.00E+00	1.0E+06	0.0E+00
0	0	1.44E-02	0.0E+00	1.05E-03	0.00E+00	0.18	1.57E-01	0.00E+00	1.0E+06	0.0E+00
0	0	1.44E-02	0.0E+00	1.05E-03	0.00E+00	0.18	1.57E-01	0.00E+00	1.0E+06	0.0E+00
0	0	1.44E-02	0.0E+00	1.05E-03	0.00E+00	0.18	1.57E-01	0.00E+00	1.0E+06	0.0E+00
0	0	1.44E-02	0.0E+00	1.05E-03	0.00E+00	0.18	1.57E-01	0.00E+00	1.0E+06	0.0E+00
0	0	1.44E-02	0.0E+00	1.05E-03	0.00E+00	0.18	1.57E-01	0.00E+00	1.0E+06	0.0E+00
0	0	1.44E-02	0.0E+00	1.05E-03	0.00E+00	0.18	1.57E-01	0.00E+00	1.0E+06	0.0E+00
0	0	1.44E-02	0.0E+00	1.05E-03	0.00E+00	0.18	1.57E-01	0.00E+00	1.0E+06	0.0E+00
0	0	1.44E-02	0.0E+00	1.05E-03	0.00E+00	0.18	1.57E-01	0.00E+00	1.0E+06	0.0E+00
0	0	1.44E-02	0.0E+00	1.05E-03	0.00E+00	0.18	1.57E-01	0.00E+00	1.0E+06	0.0E+00
0	0	1.44E-02	0.0E+00	1.05E-03	0.00E+00	0.18	1.57E-01	0.00E+00	1.0E+06	0.0E+00
0	0	1.44E-02	0.0E+00	1.05E-03	0.00E+00	0.18	1.57E-01	0.00E+00	1.0E+06	0.0E+00

Ventura Ranch

P3 (on) - Site Preparation

		Cancer Risk from Birth to 2 years								
Receptor #	Conc	g/sec	Cair	Dose Constant	Dose	ED	Risk Constant	Risk	Constant 2	Risk/ Million
0	0	1.44E-02	0.0E+00	1.05E-03	0.00E+00	0.18	1.57E-01	0.00E+00	1.0E+06	0.0E+00
0	0	1.44E-02	0.0E+00	1.05E-03	0.00E+00	0.18	1.57E-01	0.00E+00	1.0E+06	0.0E+00
0	0	1.44E-02	0.0E+00	1.05E-03	0.00E+00	0.18	1.57E-01	0.00E+00	1.0E+06	0.0E+00
0	0	1.44E-02	0.0E+00	1.05E-03	0.00E+00	0.18	1.57E-01	0.00E+00	1.0E+06	0.0E+00
0	0	1.44E-02	0.0E+00	1.05E-03	0.00E+00	0.18	1.57E-01	0.00E+00	1.0E+06	0.0E+00
0	0	1.44E-02	0.0E+00	1.05E-03	0.00E+00	0.18	1.57E-01	0.00E+00	1.0E+06	0.0E+00
0	0	1.44E-02	0.0E+00	1.05E-03	0.00E+00	0.18	1.57E-01	0.00E+00	1.0E+06	0.0E+00
0	0	1.44E-02	0.0E+00	1.05E-03	0.00E+00	0.18	1.57E-01	0.00E+00	1.0E+06	0.0E+00
0	0	1.44E-02	0.0E+00	1.05E-03	0.00E+00	0.18	1.57E-01	0.00E+00	1.0E+06	0.0E+00
0	0	1.44E-02	0.0E+00	1.05E-03	0.00E+00	0.18	1.57E-01	0.00E+00	1.0E+06	0.0E+00
0	0	1.44E-02	0.0E+00	1.05E-03	0.00E+00	0.18	1.57E-01	0.00E+00	1.0E+06	0.0E+00
0	0	1.44E-02	0.0E+00	1.05E-03	0.00E+00	0.18	1.57E-01	0.00E+00	1.0E+06	0.0E+00
0	0	1.44E-02	0.0E+00	1.05E-03	0.00E+00	0.18	1.57E-01	0.00E+00	1.0E+06	0.0E+00
0	0	1.44E-02	0.0E+00	1.05E-03	0.00E+00	0.18	1.57E-01	0.00E+00	1.0E+06	0.0E+00
0	0	1.44E-02	0.0E+00	1.05E-03	0.00E+00	0.18	1.57E-01	0.00E+00	1.0E+06	0.0E+00

Ventura Ranch

P3 (on) - Site Preparation

		Cancer Risk from 2 to 16 years								
Receptor #	Conc	g/sec	Cair	Dose Constant	Dose	ED	Risk Constant	Risk	Constant 2	Risk/ Million
361	0.9775	1.44E-02	1.4E-02	6.05E-04	8.50E-06	0.07	4.71E-02	2.74E-08	1.0E+06	2.7E-02
362	1.0947	1.44E-02	1.6E-02	6.05E-04	9.51E-06	0.07	4.71E-02	3.07E-08	1.0E+06	3.1E-02
363	1.24002	1.44E-02	1.8E-02	6.05E-04	1.08E-05	0.07	4.71E-02	3.48E-08	1.0E+06	3.5E-02
364	1.42081	1.44E-02	2.0E-02	6.05E-04	1.23E-05	0.07	4.71E-02	3.99E-08	1.0E+06	4.0E-02
365	0.98637	1.44E-02	1.4E-02	6.05E-04	8.57E-06	0.07	4.71E-02	2.77E-08	1.0E+06	2.8E-02
366	1.10217	1.44E-02	1.6E-02	6.05E-04	9.58E-06	0.07	4.71E-02	3.09E-08	1.0E+06	3.1E-02
367	1.24497	1.44E-02	1.8E-02	6.05E-04	1.08E-05	0.07	4.71E-02	3.49E-08	1.0E+06	3.5E-02
368	1.42318	1.44E-02	2.0E-02	6.05E-04	1.24E-05	0.07	4.71E-02	3.99E-08	1.0E+06	4.0E-02
369	1.64721	1.44E-02	2.4E-02	6.05E-04	1.43E-05	0.07	4.71E-02	4.62E-08	1.0E+06	4.6E-02
370	1.93194	1.44E-02	2.8E-02	6.05E-04	1.68E-05	0.07	4.71E-02	5.42E-08	1.0E+06	5.4E-02
371	0.99718	1.44E-02	1.4E-02	6.05E-04	8.67E-06	0.07	4.71E-02	2.80E-08	1.0E+06	2.8E-02
372	1.11216	1.44E-02	1.6E-02	6.05E-04	9.67E-06	0.07	4.71E-02	3.12E-08	1.0E+06	3.1E-02
373	1.25295	1.44E-02	1.8E-02	6.05E-04	1.09E-05	0.07	4.71E-02	3.52E-08	1.0E+06	3.5E-02
374	1.42807	1.44E-02	2.1E-02	6.05E-04	1.24E-05	0.07	4.71E-02	4.01E-08	1.0E+06	4.0E-02
375	1.64813	1.44E-02	2.4E-02	6.05E-04	1.43E-05	0.07	4.71E-02	4.63E-08	1.0E+06	4.6E-02
376	1.00783	1.44E-02	1.4E-02	6.05E-04	8.76E-06	0.07	4.71E-02	2.83E-08	1.0E+06	2.8E-02
377	1.12267	1.44E-02	1.6E-02	6.05E-04	9.76E-06	0.07	4.71E-02	3.15E-08	1.0E+06	3.2E-02
378	1.26241	1.44E-02	1.8E-02	6.05E-04	1.10E-05	0.07	4.71E-02	3.54E-08	1.0E+06	3.5E-02
379	1.43415	1.44E-02	2.1E-02	6.05E-04	1.25E-05	0.07	4.71E-02	4.02E-08	1.0E+06	4.0E-02
380	1.65179	1.44E-02	2.4E-02	6.05E-04	1.44E-05	0.07	4.71E-02	4.64E-08	1.0E+06	4.6E-02
381	1.01766	1.44E-02	1.5E-02	6.05E-04	8.84E-06	0.07	4.71E-02	2.86E-08	1.0E+06	2.9E-02
382	1.13131	1.44E-02	1.6E-02	6.05E-04	9.83E-06	0.07	4.71E-02	3.17E-08	1.0E+06	3.2E-02
383	1.26973	1.44E-02	1.8E-02	6.05E-04	1.10E-05	0.07	4.71E-02	3.56E-08	1.0E+06	3.6E-02
384	1.43913	1.44E-02	2.1E-02	6.05E-04	1.25E-05	0.07	4.71E-02	4.04E-08	1.0E+06	4.0E-02
385	1.6539	1.44E-02	2.4E-02	6.05E-04	1.44E-05	0.07	4.71E-02	4.64E-08	1.0E+06	4.6E-02
386	1.0248	1.44E-02	1.5E-02	6.05E-04	8.91E-06	0.07	4.71E-02	2.88E-08	1.0E+06	2.9E-02
387	1.1369	1.44E-02	1.6E-02	6.05E-04	9.88E-06	0.07	4.71E-02	3.19E-08	1.0E+06	3.2E-02
388	1.27229	1.44E-02	1.8E-02	6.05E-04	1.11E-05	0.07	4.71E-02	3.57E-08	1.0E+06	3.6E-02
389	1.43954	1.44E-02	2.1E-02	6.05E-04	1.25E-05	0.07	4.71E-02	4.04E-08	1.0E+06	4.0E-02
390	1.64963	1.44E-02	2.4E-02	6.05E-04	1.43E-05	0.07	4.71E-02	4.63E-08	1.0E+06	4.6E-02
391	1.02688	1.44E-02	1.5E-02	6.05E-04	8.92E-06	0.07	4.71E-02	2.88E-08	1.0E+06	2.9E-02

Ventura Ranch

P3 (on) - Site Preparation

		Cancer Risk from 2 to 16 years								
Receptor #	Conc	g/sec	Cair	Dose Constant	Dose	ED	Risk Constant	Risk	Constant 2	Risk/ Million
392	1.13784	1.44E-02	1.6E-02	6.05E-04	9.89E-06	0.07	4.71E-02	3.19E-08	1.0E+06	3.2E-02
393	1.27074	1.44E-02	1.8E-02	6.05E-04	1.10E-05	0.07	4.71E-02	3.57E-08	1.0E+06	3.6E-02
394	1.43324	1.44E-02	2.1E-02	6.05E-04	1.25E-05	0.07	4.71E-02	4.02E-08	1.0E+06	4.0E-02
395	1.02363	1.44E-02	1.5E-02	6.05E-04	8.90E-06	0.07	4.71E-02	2.87E-08	1.0E+06	2.9E-02
396	1.13283	1.44E-02	1.6E-02	6.05E-04	9.85E-06	0.07	4.71E-02	3.18E-08	1.0E+06	3.2E-02
397	1.26196	1.44E-02	1.8E-02	6.05E-04	1.10E-05	0.07	4.71E-02	3.54E-08	1.0E+06	3.5E-02
398	1.41876	1.44E-02	2.0E-02	6.05E-04	1.23E-05	0.07	4.71E-02	3.98E-08	1.0E+06	4.0E-02
399	1.01382	1.44E-02	1.5E-02	6.05E-04	8.81E-06	0.07	4.71E-02	2.85E-08	1.0E+06	2.8E-02
400	1.12096	1.44E-02	1.6E-02	6.05E-04	9.74E-06	0.07	4.71E-02	3.15E-08	1.0E+06	3.1E-02
401	1.2461	1.44E-02	1.8E-02	6.05E-04	1.08E-05	0.07	4.71E-02	3.50E-08	1.0E+06	3.5E-02
402	1.39674	1.44E-02	2.0E-02	6.05E-04	1.21E-05	0.07	4.71E-02	3.92E-08	1.0E+06	3.9E-02
403	1.58089	1.44E-02	2.3E-02	6.05E-04	1.37E-05	0.07	4.71E-02	4.44E-08	1.0E+06	4.4E-02
404	0.99817	1.44E-02	1.4E-02	6.05E-04	8.68E-06	0.07	4.71E-02	2.80E-08	1.0E+06	2.8E-02
405	1.10226	1.44E-02	1.6E-02	6.05E-04	9.58E-06	0.07	4.71E-02	3.09E-08	1.0E+06	3.1E-02
406	1.22329	1.44E-02	1.8E-02	6.05E-04	1.06E-05	0.07	4.71E-02	3.43E-08	1.0E+06	3.4E-02
407	1.36731	1.44E-02	2.0E-02	6.05E-04	1.19E-05	0.07	4.71E-02	3.84E-08	1.0E+06	3.8E-02
408	1.54195	1.44E-02	2.2E-02	6.05E-04	1.34E-05	0.07	4.71E-02	4.33E-08	1.0E+06	4.3E-02
409	1.75912	1.44E-02	2.5E-02	6.05E-04	1.53E-05	0.07	4.71E-02	4.94E-08	1.0E+06	4.9E-02
410	2.03672	1.44E-02	2.9E-02	6.05E-04	1.77E-05	0.07	4.71E-02	5.72E-08	1.0E+06	5.7E-02
411	2.40326	1.44E-02	3.5E-02	6.05E-04	2.09E-05	0.07	4.71E-02	6.74E-08	1.0E+06	6.7E-02
412	1.07572	1.44E-02	1.5E-02	6.05E-04	9.35E-06	0.07	4.71E-02	3.02E-08	1.0E+06	3.0E-02
413	1.19163	1.44E-02	1.7E-02	6.05E-04	1.04E-05	0.07	4.71E-02	3.34E-08	1.0E+06	3.3E-02
414	1.32882	1.44E-02	1.9E-02	6.05E-04	1.15E-05	0.07	4.71E-02	3.73E-08	1.0E+06	3.7E-02
415	1.49403	1.44E-02	2.1E-02	6.05E-04	1.30E-05	0.07	4.71E-02	4.19E-08	1.0E+06	4.2E-02
416	1.6981	1.44E-02	2.4E-02	6.05E-04	1.48E-05	0.07	4.71E-02	4.77E-08	1.0E+06	4.8E-02
417	1.95566	1.44E-02	2.8E-02	6.05E-04	1.70E-05	0.07	4.71E-02	5.49E-08	1.0E+06	5.5E-02
418	2.29269	1.44E-02	3.3E-02	6.05E-04	1.99E-05	0.07	4.71E-02	6.43E-08	1.0E+06	6.4E-02
419	2.75273	1.44E-02	4.0E-02	6.05E-04	2.39E-05	0.07	4.71E-02	7.73E-08	1.0E+06	7.7E-02
420	3.40803	1.44E-02	4.9E-02	6.05E-04	2.96E-05	0.07	4.71E-02	9.56E-08	1.0E+06	9.6E-02
421	1.03644	1.44E-02	1.5E-02	6.05E-04	9.01E-06	0.07	4.71E-02	2.91E-08	1.0E+06	2.9E-02
422	1.15038	1.44E-02	1.7E-02	6.05E-04	1.00E-05	0.07	4.71E-02	3.23E-08	1.0E+06	3.2E-02

Ventura Ranch

P3 (on) - Site Preparation

		Cancer Risk from 2 to 16 years								
Receptor #	Conc	g/sec	Cair	Dose Constant	Dose	ED	Risk Constant	Risk	Constant 2	Risk/ Million
423	1.28046	1.44E-02	1.8E-02	6.05E-04	1.11E-05	0.07	4.71E-02	3.59E-08	1.0E+06	3.6E-02
424	1.43647	1.44E-02	2.1E-02	6.05E-04	1.25E-05	0.07	4.71E-02	4.03E-08	1.0E+06	4.0E-02
425	1.62742	1.44E-02	2.3E-02	6.05E-04	1.41E-05	0.07	4.71E-02	4.57E-08	1.0E+06	4.6E-02
426	1.86591	1.44E-02	2.7E-02	6.05E-04	1.62E-05	0.07	4.71E-02	5.24E-08	1.0E+06	5.2E-02
427	2.17534	1.44E-02	3.1E-02	6.05E-04	1.89E-05	0.07	4.71E-02	6.10E-08	1.0E+06	6.1E-02
428	2.59385	1.44E-02	3.7E-02	6.05E-04	2.25E-05	0.07	4.71E-02	7.28E-08	1.0E+06	7.3E-02
429	3.19048	1.44E-02	4.6E-02	6.05E-04	2.77E-05	0.07	4.71E-02	8.95E-08	1.0E+06	9.0E-02
430	4.0938	1.44E-02	5.9E-02	6.05E-04	3.56E-05	0.07	4.71E-02	1.15E-07	1.0E+06	1.1E-01
431	5.52788	1.44E-02	7.9E-02	6.05E-04	4.80E-05	0.07	4.71E-02	1.55E-07	1.0E+06	1.6E-01
432	7.88775	1.44E-02	1.1E-01	6.05E-04	6.86E-05	0.07	4.71E-02	2.21E-07	1.0E+06	2.2E-01
433	1.09933	1.44E-02	1.6E-02	6.05E-04	9.55E-06	0.07	4.71E-02	3.09E-08	1.0E+06	3.1E-02
434	1.22199	1.44E-02	1.8E-02	6.05E-04	1.06E-05	0.07	4.71E-02	3.43E-08	1.0E+06	3.4E-02
435	1.36815	1.44E-02	2.0E-02	6.05E-04	1.19E-05	0.07	4.71E-02	3.84E-08	1.0E+06	3.8E-02
436	1.54582	1.44E-02	2.2E-02	6.05E-04	1.34E-05	0.07	4.71E-02	4.34E-08	1.0E+06	4.3E-02
437	1.76615	1.44E-02	2.5E-02	6.05E-04	1.53E-05	0.07	4.71E-02	4.96E-08	1.0E+06	5.0E-02
438	2.04905	1.44E-02	2.9E-02	6.05E-04	1.78E-05	0.07	4.71E-02	5.75E-08	1.0E+06	5.8E-02
439	2.42795	1.44E-02	3.5E-02	6.05E-04	2.11E-05	0.07	4.71E-02	6.81E-08	1.0E+06	6.8E-02
440	2.9641	1.44E-02	4.3E-02	6.05E-04	2.58E-05	0.07	4.71E-02	8.32E-08	1.0E+06	8.3E-02
441	3.78173	1.44E-02	5.4E-02	6.05E-04	3.29E-05	0.07	4.71E-02	1.06E-07	1.0E+06	1.1E-01
442	5.12149	1.44E-02	7.4E-02	6.05E-04	4.45E-05	0.07	4.71E-02	1.44E-07	1.0E+06	1.4E-01
443	1.03953	1.44E-02	1.5E-02	6.05E-04	9.03E-06	0.07	4.71E-02	2.92E-08	1.0E+06	2.9E-02
444	1.15373	1.44E-02	1.7E-02	6.05E-04	1.00E-05	0.07	4.71E-02	3.24E-08	1.0E+06	3.2E-02
445	1.28906	1.44E-02	1.9E-02	6.05E-04	1.12E-05	0.07	4.71E-02	3.62E-08	1.0E+06	3.6E-02
446	1.45266	1.44E-02	2.1E-02	6.05E-04	1.26E-05	0.07	4.71E-02	4.08E-08	1.0E+06	4.1E-02
447	1.65507	1.44E-02	2.4E-02	6.05E-04	1.44E-05	0.07	4.71E-02	4.64E-08	1.0E+06	4.6E-02
448	1.91271	1.44E-02	2.7E-02	6.05E-04	1.66E-05	0.07	4.71E-02	5.37E-08	1.0E+06	5.4E-02
449	2.25378	1.44E-02	3.2E-02	6.05E-04	1.96E-05	0.07	4.71E-02	6.32E-08	1.0E+06	6.3E-02
450	2.72919	1.44E-02	3.9E-02	6.05E-04	2.37E-05	0.07	4.71E-02	7.66E-08	1.0E+06	7.7E-02
451	3.44856	1.44E-02	5.0E-02	6.05E-04	3.00E-05	0.07	4.71E-02	9.68E-08	1.0E+06	9.7E-02
452	4.64568	1.44E-02	6.7E-02	6.05E-04	4.04E-05	0.07	4.71E-02	1.30E-07	1.0E+06	1.3E-01
453	0.9668	1.44E-02	1.4E-02	6.05E-04	8.40E-06	0.07	4.71E-02	2.71E-08	1.0E+06	2.7E-02

Ventura Ranch

P3 (on) - Site Preparation

		Cancer Risk from 2 to 16 years								
Receptor #	Conc	g/sec	Cair	Dose Constant	Dose	ED	Risk Constant	Risk	Constant 2	Risk/ Million
454	1.07202	1.44E-02	1.5E-02	6.05E-04	9.32E-06	0.07	4.71E-02	3.01E-08	1.0E+06	3.0E-02
455	1.19758	1.44E-02	1.7E-02	6.05E-04	1.04E-05	0.07	4.71E-02	3.36E-08	1.0E+06	3.4E-02
456	1.34712	1.44E-02	1.9E-02	6.05E-04	1.17E-05	0.07	4.71E-02	3.78E-08	1.0E+06	3.8E-02
457	1.53024	1.44E-02	2.2E-02	6.05E-04	1.33E-05	0.07	4.71E-02	4.29E-08	1.0E+06	4.3E-02
458	1.7624	1.44E-02	2.5E-02	6.05E-04	1.53E-05	0.07	4.71E-02	4.95E-08	1.0E+06	4.9E-02
459	2.06707	1.44E-02	3.0E-02	6.05E-04	1.80E-05	0.07	4.71E-02	5.80E-08	1.0E+06	5.8E-02
460	2.48495	1.44E-02	3.6E-02	6.05E-04	2.16E-05	0.07	4.71E-02	6.97E-08	1.0E+06	7.0E-02
461	3.10199	1.44E-02	4.5E-02	6.05E-04	2.70E-05	0.07	4.71E-02	8.71E-08	1.0E+06	8.7E-02
462	4.12204	1.44E-02	5.9E-02	6.05E-04	3.58E-05	0.07	4.71E-02	1.16E-07	1.0E+06	1.2E-01
463	1.59576	1.44E-02	2.3E-02	6.05E-04	1.39E-05	0.07	4.71E-02	4.48E-08	1.0E+06	4.5E-02
464	1.86158	1.44E-02	2.7E-02	6.05E-04	1.62E-05	0.07	4.71E-02	5.22E-08	1.0E+06	5.2E-02
465	2.22093	1.44E-02	3.2E-02	6.05E-04	1.93E-05	0.07	4.71E-02	6.23E-08	1.0E+06	6.2E-02
466	2.74133	1.44E-02	3.9E-02	6.05E-04	2.38E-05	0.07	4.71E-02	7.69E-08	1.0E+06	7.7E-02
467	3.57348	1.44E-02	5.1E-02	6.05E-04	3.11E-05	0.07	4.71E-02	1.00E-07	1.0E+06	1.0E-01
0	0	1.44E-02	0.0E+00	6.05E-04	0.00E+00	0.07	4.71E-02	0.00E+00	1.0E+06	0.0E+00
0	0	1.44E-02	0.0E+00	6.05E-04	0.00E+00	0.07	4.71E-02	0.00E+00	1.0E+06	0.0E+00
0	0	1.44E-02	0.0E+00	6.05E-04	0.00E+00	0.07	4.71E-02	0.00E+00	1.0E+06	0.0E+00
0	0	1.44E-02	0.0E+00	6.05E-04	0.00E+00	0.07	4.71E-02	0.00E+00	1.0E+06	0.0E+00
0	0	1.44E-02	0.0E+00	6.05E-04	0.00E+00	0.07	4.71E-02	0.00E+00	1.0E+06	0.0E+00
0	0	1.44E-02	0.0E+00	6.05E-04	0.00E+00	0.07	4.71E-02	0.00E+00	1.0E+06	0.0E+00
0	0	1.44E-02	0.0E+00	6.05E-04	0.00E+00	0.07	4.71E-02	0.00E+00	1.0E+06	0.0E+00
0	0	1.44E-02	0.0E+00	6.05E-04	0.00E+00	0.07	4.71E-02	0.00E+00	1.0E+06	0.0E+00
0	0	1.44E-02	0.0E+00	6.05E-04	0.00E+00	0.07	4.71E-02	0.00E+00	1.0E+06	0.0E+00
0	0	1.44E-02	0.0E+00	6.05E-04	0.00E+00	0.07	4.71E-02	0.00E+00	1.0E+06	0.0E+00
0	0	1.44E-02	0.0E+00	6.05E-04	0.00E+00	0.07	4.71E-02	0.00E+00	1.0E+06	0.0E+00
0	0	1.44E-02	0.0E+00	6.05E-04	0.00E+00	0.07	4.71E-02	0.00E+00	1.0E+06	0.0E+00
0	0	1.44E-02	0.0E+00	6.05E-04	0.00E+00	0.07	4.71E-02	0.00E+00	1.0E+06	0.0E+00
0	0	1.44E-02	0.0E+00	6.05E-04	0.00E+00	0.07	4.71E-02	0.00E+00	1.0E+06	0.0E+00
0	0	1.44E-02	0.0E+00	6.05E-04	0.00E+00	0.07	4.71E-02	0.00E+00	1.0E+06	0.0E+00
0	0	1.44E-02	0.0E+00	6.05E-04	0.00E+00	0.07	4.71E-02	0.00E+00	1.0E+06	0.0E+00
0	0	1.44E-02	0.0E+00	6.05E-04	0.00E+00	0.07	4.71E-02	0.00E+00	1.0E+06	0.0E+00

Ventura Ranch

P3 (on) - Site Preparation

						Cancer Risk from 2 to 16 years				
Receptor #	Conc	g/sec	Cair	Dose Constant	Dose	ED	Risk Constant	Risk	Constant 2	Risk/ Million
0	0	1.44E-02	0.0E+00	6.05E-04	0.00E+00	0.07	4.71E-02	0.00E+00	1.0E+06	0.0E+00
0	0	1.44E-02	0.0E+00	6.05E-04	0.00E+00	0.07	4.71E-02	0.00E+00	1.0E+06	0.0E+00
0	0	1.44E-02	0.0E+00	6.05E-04	0.00E+00	0.07	4.71E-02	0.00E+00	1.0E+06	0.0E+00
0	0	1.44E-02	0.0E+00	6.05E-04	0.00E+00	0.07	4.71E-02	0.00E+00	1.0E+06	0.0E+00
0	0	1.44E-02	0.0E+00	6.05E-04	0.00E+00	0.07	4.71E-02	0.00E+00	1.0E+06	0.0E+00
0	0	1.44E-02	0.0E+00	6.05E-04	0.00E+00	0.07	4.71E-02	0.00E+00	1.0E+06	0.0E+00
0	0	1.44E-02	0.0E+00	6.05E-04	0.00E+00	0.07	4.71E-02	0.00E+00	1.0E+06	0.0E+00
0	0	1.44E-02	0.0E+00	6.05E-04	0.00E+00	0.07	4.71E-02	0.00E+00	1.0E+06	0.0E+00
0	0	1.44E-02	0.0E+00	6.05E-04	0.00E+00	0.07	4.71E-02	0.00E+00	1.0E+06	0.0E+00
0	0	1.44E-02	0.0E+00	6.05E-04	0.00E+00	0.07	4.71E-02	0.00E+00	1.0E+06	0.0E+00
0	0	1.44E-02	0.0E+00	6.05E-04	0.00E+00	0.07	4.71E-02	0.00E+00	1.0E+06	0.0E+00
0	0	1.44E-02	0.0E+00	6.05E-04	0.00E+00	0.07	4.71E-02	0.00E+00	1.0E+06	0.0E+00
0	0	1.44E-02	0.0E+00	6.05E-04	0.00E+00	0.07	4.71E-02	0.00E+00	1.0E+06	0.0E+00
0	0	1.44E-02	0.0E+00	6.05E-04	0.00E+00	0.07	4.71E-02	0.00E+00	1.0E+06	0.0E+00
0	0	1.44E-02	0.0E+00	6.05E-04	0.00E+00	0.07	4.71E-02	0.00E+00	1.0E+06	0.0E+00
0	0	1.44E-02	0.0E+00	6.05E-04	0.00E+00	0.07	4.71E-02	0.00E+00	1.0E+06	0.0E+00
0	0	1.44E-02	0.0E+00	6.05E-04	0.00E+00	0.07	4.71E-02	0.00E+00	1.0E+06	0.0E+00
0	0	1.44E-02	0.0E+00	6.05E-04	0.00E+00	0.07	4.71E-02	0.00E+00	1.0E+06	0.0E+00
0	0	1.44E-02	0.0E+00	6.05E-04	0.00E+00	0.07	4.71E-02	0.00E+00	1.0E+06	0.0E+00
0	0	1.44E-02	0.0E+00	6.05E-04	0.00E+00	0.07	4.71E-02	0.00E+00	1.0E+06	0.0E+00
0	0	1.44E-02	0.0E+00	6.05E-04	0.00E+00	0.07	4.71E-02	0.00E+00	1.0E+06	0.0E+00
0	0	1.44E-02	0.0E+00	6.05E-04	0.00E+00	0.07	4.71E-02	0.00E+00	1.0E+06	0.0E+00
0	0	1.44E-02	0.0E+00	6.05E-04	0.00E+00	0.07	4.71E-02	0.00E+00	1.0E+06	0.0E+00
0	0	1.44E-02	0.0E+00	6.05E-04	0.00E+00	0.07	4.71E-02	0.00E+00	1.0E+06	0.0E+00
0	0	1.44E-02	0.0E+00	6.05E-04	0.00E+00	0.07	4.71E-02	0.00E+00	1.0E+06	0.0E+00
0	0	1.44E-02	0.0E+00	6.05E-04	0.00E+00	0.07	4.71E-02	0.00E+00	1.0E+06	0.0E+00
0	0	1.44E-02	0.0E+00	6.05E-04	0.00E+00	0.07	4.71E-02	0.00E+00	1.0E+06	0.0E+00
0	0	1.44E-02	0.0E+00	6.05E-04	0.00E+00	0.07	4.71E-02	0.00E+00	1.0E+06	0.0E+00
0	0	1.44E-02	0.0E+00	6.05E-04	0.00E+00	0.07	4.71E-02	0.00E+00	1.0E+06	0.0E+00
0	0	1.44E-02	0.0E+00	6.05E-04	0.00E+00	0.07	4.71E-02	0.00E+00	1.0E+06	0.0E+00
0	0	1.44E-02	0.0E+00	6.05E-04	0.00E+00	0.07	4.71E-02	0.00E+00	1.0E+06	0.0E+00
0	0	1.44E-02	0.0E+00	6.05E-04	0.00E+00	0.07	4.71E-02	0.00E+00	1.0E+06	0.0E+00
0	0	1.44E-02	0.0E+00	6.05E-04	0.00E+00	0.07	4.71E-02	0.00E+00	1.0E+06	0.0E+00
0	0	1.44E-02	0.0E+00	6.05E-04	0.00E+00	0.07	4.71E-02	0.00E+00	1.0E+06	0.0E+00

Ventura Ranch

P3 (on) - Site Preparation

						Cancer Risk from 2 to 16 years				
Receptor #	Conc	g/sec	Cair	Dose Constant	Dose	ED	Risk Constant	Risk	Constant 2	Risk/ Million
0	0	1.44E-02	0.0E+00	6.05E-04	0.00E+00	0.07	4.71E-02	0.00E+00	1.0E+06	0.0E+00
0	0	1.44E-02	0.0E+00	6.05E-04	0.00E+00	0.07	4.71E-02	0.00E+00	1.0E+06	0.0E+00
0	0	1.44E-02	0.0E+00	6.05E-04	0.00E+00	0.07	4.71E-02	0.00E+00	1.0E+06	0.0E+00
0	0	1.44E-02	0.0E+00	6.05E-04	0.00E+00	0.07	4.71E-02	0.00E+00	1.0E+06	0.0E+00
0	0	1.44E-02	0.0E+00	6.05E-04	0.00E+00	0.07	4.71E-02	0.00E+00	1.0E+06	0.0E+00
0	0	1.44E-02	0.0E+00	6.05E-04	0.00E+00	0.07	4.71E-02	0.00E+00	1.0E+06	0.0E+00
0	0	1.44E-02	0.0E+00	6.05E-04	0.00E+00	0.07	4.71E-02	0.00E+00	1.0E+06	0.0E+00
0	0	1.44E-02	0.0E+00	6.05E-04	0.00E+00	0.07	4.71E-02	0.00E+00	1.0E+06	0.0E+00
0	0	1.44E-02	0.0E+00	6.05E-04	0.00E+00	0.07	4.71E-02	0.00E+00	1.0E+06	0.0E+00
0	0	1.44E-02	0.0E+00	6.05E-04	0.00E+00	0.07	4.71E-02	0.00E+00	1.0E+06	0.0E+00
0	0	1.44E-02	0.0E+00	6.05E-04	0.00E+00	0.07	4.71E-02	0.00E+00	1.0E+06	0.0E+00
0	0	1.44E-02	0.0E+00	6.05E-04	0.00E+00	0.07	4.71E-02	0.00E+00	1.0E+06	0.0E+00
0	0	1.44E-02	0.0E+00	6.05E-04	0.00E+00	0.07	4.71E-02	0.00E+00	1.0E+06	0.0E+00
0	0	1.44E-02	0.0E+00	6.05E-04	0.00E+00	0.07	4.71E-02	0.00E+00	1.0E+06	0.0E+00
0	0	1.44E-02	0.0E+00	6.05E-04	0.00E+00	0.07	4.71E-02	0.00E+00	1.0E+06	0.0E+00
0	0	1.44E-02	0.0E+00	6.05E-04	0.00E+00	0.07	4.71E-02	0.00E+00	1.0E+06	0.0E+00
0	0	1.44E-02	0.0E+00	6.05E-04	0.00E+00	0.07	4.71E-02	0.00E+00	1.0E+06	0.0E+00
0	0	1.44E-02	0.0E+00	6.05E-04	0.00E+00	0.07	4.71E-02	0.00E+00	1.0E+06	0.0E+00
0	0	1.44E-02	0.0E+00	6.05E-04	0.00E+00	0.07	4.71E-02	0.00E+00	1.0E+06	0.0E+00
0	0	1.44E-02	0.0E+00	6.05E-04	0.00E+00	0.07	4.71E-02	0.00E+00	1.0E+06	0.0E+00
0	0	1.44E-02	0.0E+00	6.05E-04	0.00E+00	0.07	4.71E-02	0.00E+00	1.0E+06	0.0E+00
0	0	1.44E-02	0.0E+00	6.05E-04	0.00E+00	0.07	4.71E-02	0.00E+00	1.0E+06	0.0E+00
0	0	1.44E-02	0.0E+00	6.05E-04	0.00E+00	0.07	4.71E-02	0.00E+00	1.0E+06	0.0E+00
0	0	1.44E-02	0.0E+00	6.05E-04	0.00E+00	0.07	4.71E-02	0.00E+00	1.0E+06	0.0E+00
0	0	1.44E-02	0.0E+00	6.05E-04	0.00E+00	0.07	4.71E-02	0.00E+00	1.0E+06	0.0E+00
0	0	1.44E-02	0.0E+00	6.05E-04	0.00E+00	0.07	4.71E-02	0.00E+00	1.0E+06	0.0E+00
0	0	1.44E-02	0.0E+00	6.05E-04	0.00E+00	0.07	4.71E-02	0.00E+00	1.0E+06	0.0E+00
0	0	1.44E-02	0.0E+00	6.05E-04	0.00E+00	0.07	4.71E-02	0.00E+00	1.0E+06	0.0E+00
0	0	1.44E-02	0.0E+00	6.05E-04	0.00E+00	0.07	4.71E-02	0.00E+00	1.0E+06	0.0E+00
0	0	1.44E-02	0.0E+00	6.05E-04	0.00E+00	0.07	4.71E-02	0.00E+00	1.0E+06	0.0E+00
0	0	1.44E-02	0.0E+00	6.05E-04	0.00E+00	0.07	4.71E-02	0.00E+00	1.0E+06	0.0E+00
0	0	1.44E-02	0.0E+00	6.05E-04	0.00E+00	0.07	4.71E-02	0.00E+00	1.0E+06	0.0E+00
0	0	1.44E-02	0.0E+00	6.05E-04	0.00E+00	0.07	4.71E-02	0.00E+00	1.0E+06	0.0E+00
0	0	1.44E-02	0.0E+00	6.05E-04	0.00E+00	0.07	4.71E-02	0.00E+00	1.0E+06	0.0E+00

Ventura Ranch

P3 (on) - Site Preparation

		Cancer Risk from 2 to 16 years								
Receptor #	Conc	g/sec	Cair	Dose Constant	Dose	ED	Risk Constant	Risk	Constant 2	Risk/ Million
0	0	1.44E-02	0.0E+00	6.05E-04	0.00E+00	0.07	4.71E-02	0.00E+00	1.0E+06	0.0E+00
0	0	1.44E-02	0.0E+00	6.05E-04	0.00E+00	0.07	4.71E-02	0.00E+00	1.0E+06	0.0E+00
0	0	1.44E-02	0.0E+00	6.05E-04	0.00E+00	0.07	4.71E-02	0.00E+00	1.0E+06	0.0E+00
0	0	1.44E-02	0.0E+00	6.05E-04	0.00E+00	0.07	4.71E-02	0.00E+00	1.0E+06	0.0E+00
0	0	1.44E-02	0.0E+00	6.05E-04	0.00E+00	0.07	4.71E-02	0.00E+00	1.0E+06	0.0E+00
0	0	1.44E-02	0.0E+00	6.05E-04	0.00E+00	0.07	4.71E-02	0.00E+00	1.0E+06	0.0E+00
0	0	1.44E-02	0.0E+00	6.05E-04	0.00E+00	0.07	4.71E-02	0.00E+00	1.0E+06	0.0E+00
0	0	1.44E-02	0.0E+00	6.05E-04	0.00E+00	0.07	4.71E-02	0.00E+00	1.0E+06	0.0E+00
0	0	1.44E-02	0.0E+00	6.05E-04	0.00E+00	0.07	4.71E-02	0.00E+00	1.0E+06	0.0E+00
0	0	1.44E-02	0.0E+00	6.05E-04	0.00E+00	0.07	4.71E-02	0.00E+00	1.0E+06	0.0E+00
0	0	1.44E-02	0.0E+00	6.05E-04	0.00E+00	0.07	4.71E-02	0.00E+00	1.0E+06	0.0E+00
0	0	1.44E-02	0.0E+00	6.05E-04	0.00E+00	0.07	4.71E-02	0.00E+00	1.0E+06	0.0E+00
0	0	1.44E-02	0.0E+00	6.05E-04	0.00E+00	0.07	4.71E-02	0.00E+00	1.0E+06	0.0E+00
0	0	1.44E-02	0.0E+00	6.05E-04	0.00E+00	0.07	4.71E-02	0.00E+00	1.0E+06	0.0E+00
0	0	1.44E-02	0.0E+00	6.05E-04	0.00E+00	0.07	4.71E-02	0.00E+00	1.0E+06	0.0E+00
0	0	1.44E-02	0.0E+00	6.05E-04	0.00E+00	0.07	4.71E-02	0.00E+00	1.0E+06	0.0E+00

Ventura Ranch
P2 (on) - Site Preparation

Max Cancer Risk Cancer Risk	
Receptor #	**Total Risk/ Million**
361	4.4E-01
362	4.9E-01
363	5.6E-01
364	6.4E-01
365	4.4E-01
366	4.9E-01
367	5.6E-01
368	6.4E-01
369	7.4E-01
370	8.7E-01
371	4.5E-01
372	5.0E-01
373	5.6E-01
374	6.4E-01
375	7.4E-01
376	4.5E-01
377	5.0E-01
378	5.7E-01
379	6.4E-01
380	7.4E-01
381	4.6E-01
382	5.1E-01
383	5.7E-01
384	6.5E-01
385	7.4E-01
386	4.6E-01
387	5.1E-01
388	5.7E-01
389	6.5E-01
390	7.4E-01
391	4.6E-01

Max	**Receptor #**	
3.535	432	Res

Chronic Non Cancer Risk	
REL	**HI Offroad**
5	2.81E-03
5	3.14E-03
5	3.56E-03
5	4.08E-03
5	2.83E-03
5	3.17E-03
5	3.58E-03
5	4.09E-03
5	4.73E-03
5	5.55E-03
5	2.86E-03
5	3.19E-03
5	3.60E-03
5	4.10E-03
5	4.73E-03
5	2.90E-03
5	3.23E-03
5	3.63E-03
5	4.12E-03
5	4.75E-03
5	2.92E-03
5	3.25E-03
5	3.65E-03
5	4.13E-03
5	4.75E-03
5	2.94E-03
5	3.27E-03
5	3.65E-03
5	4.14E-03
5	4.74E-03
5	2.95E-03

Max	**Receptor #**	
2.266E-02	432	Res

Ventura Ranch
P2 (on) - Site Preparation

Max Cancer Risk Cancer Risk	
Receptor #	Total Risk/ Million
392	5.1E-01
393	5.7E-01
394	6.4E-01
395	4.6E-01
396	5.1E-01
397	5.7E-01
398	6.4E-01
399	4.5E-01
400	5.0E-01
401	5.6E-01
402	6.3E-01
403	7.1E-01
404	4.5E-01
405	4.9E-01
406	5.5E-01
407	6.1E-01
408	6.9E-01
409	7.9E-01
410	9.1E-01
411	1.1E+00
412	4.8E-01
413	5.3E-01
414	6.0E-01
415	6.7E-01
416	7.6E-01
417	8.8E-01
418	1.0E+00
419	1.2E+00
420	1.5E+00
421	4.6E-01
422	5.2E-01

Chronic Non Cancer Risk	
REL	HI Offroad
5	3.27E-03
5	3.65E-03
5	4.12E-03
5	2.94E-03
5	3.25E-03
5	3.63E-03
5	4.08E-03
5	2.91E-03
5	3.22E-03
5	3.58E-03
5	4.01E-03
5	4.54E-03
5	2.87E-03
5	3.17E-03
5	3.51E-03
5	3.93E-03
5	4.43E-03
5	5.05E-03
5	5.85E-03
5	6.90E-03
5	3.09E-03
5	3.42E-03
5	3.82E-03
5	4.29E-03
5	4.88E-03
5	5.62E-03
5	6.59E-03
5	7.91E-03
5	9.79E-03
5	2.98E-03
5	3.30E-03

Ventura Ranch
P2 (on) - Site Preparation

Max Cancer Risk Cancer Risk		*Chronic Non Cancer Risk*	
Receptor #	Total Risk/ Million	REL	HI Offroad
423	5.7E-01	5	3.68E-03
424	6.4E-01	5	4.13E-03
425	7.3E-01	5	4.68E-03
426	8.4E-01	5	5.36E-03
427	9.7E-01	5	6.25E-03
428	1.2E+00	5	7.45E-03
429	1.4E+00	5	9.17E-03
430	1.8E+00	5	1.18E-02
431	2.5E+00	5	1.59E-02
432	3.5E+00	5	2.27E-02
433	4.9E-01	5	3.16E-03
434	5.5E-01	5	3.51E-03
435	6.1E-01	5	3.93E-03
436	6.9E-01	5	4.44E-03
437	7.9E-01	5	5.07E-03
438	9.2E-01	5	5.89E-03
439	1.1E+00	5	6.97E-03
440	1.3E+00	5	8.52E-03
441	1.7E+00	5	1.09E-02
442	2.3E+00	5	1.47E-02
443	4.7E-01	5	2.99E-03
444	5.2E-01	5	3.31E-03
445	5.8E-01	5	3.70E-03
446	6.5E-01	5	4.17E-03
447	7.4E-01	5	4.75E-03
448	8.6E-01	5	5.49E-03
449	1.0E+00	5	6.47E-03
450	1.2E+00	5	7.84E-03
451	1.5E+00	5	9.91E-03
452	2.1E+00	5	1.33E-02
453	4.3E-01	5	2.78E-03

Ventura Ranch
P2 (on) - Site Preparation

Max Cancer Risk Cancer Risk		*Chronic Non Cancer Risk*	
Receptor #	Total Risk/ Million	REL	HI Offroad
454	4.8E-01	5	3.08E-03
455	5.4E-01	5	3.44E-03
456	6.0E-01	5	3.87E-03
457	6.9E-01	5	4.40E-03
458	7.9E-01	5	5.06E-03
459	9.3E-01	5	5.94E-03
460	1.1E+00	5	7.14E-03
461	1.4E+00	5	8.91E-03
462	1.8E+00	5	1.18E-02
463	7.2E-01	5	4.58E-03
464	8.3E-01	5	5.35E-03
465	1.0E+00	5	6.38E-03
466	1.2E+00	5	7.88E-03
467	1.6E+00	5	1.03E-02
0	0.0E+00	5	0.00E+00
0	0.0E+00	5	0.00E+00
0	0.0E+00	5	0.00E+00
0	0.0E+00	5	0.00E+00
0	0.0E+00	5	0.00E+00
0	0.0E+00	5	0.00E+00
0	0.0E+00	5	0.00E+00
0	0.0E+00	5	0.00E+00
0	0.0E+00	5	0.00E+00
0	0.0E+00	5	0.00E+00
0	0.0E+00	5	0.00E+00
0	0.0E+00	5	0.00E+00
0	0.0E+00	5	0.00E+00
0	0.0E+00	5	0.00E+00
0	0.0E+00	5	0.00E+00
0	0.0E+00	5	0.00E+00
0	0.0E+00	5	0.00E+00

Ventura Ranch
P2 (on) - Site Preparation

Max Cancer Risk Cancer Risk	
Receptor #	Total Risk/ Million
0	0.0E+00
0	0.0E+00
0	0.0E+00
0	0.0E+00
0	0.0E+00
0	0.0E+00
0	0.0E+00
0	0.0E+00
0	0.0E+00
0	0.0E+00
0	0.0E+00
0	0.0E+00
0	0.0E+00
0	0.0E+00
0	0.0E+00
0	0.0E+00
0	0.0E+00
0	0.0E+00
0	0.0E+00
0	0.0E+00
0	0.0E+00
0	0.0E+00
0	0.0E+00
0	0.0E+00
0	0.0E+00
0	0.0E+00
0	0.0E+00
0	0.0E+00
0	0.0E+00
0	0.0E+00
0	0.0E+00
0	0.0E+00
0	0.0E+00
0	0.0E+00
0	0.0E+00
0	0.0E+00
0	0.0E+00
0	0.0E+00
0	0.0E+00

Chronic Non Cancer Risk	
REL	HI Offroad
5	0.00E+00
5	0.00E+00
5	0.00E+00
5	0.00E+00
5	0.00E+00
5	0.00E+00
5	0.00E+00
5	0.00E+00
5	0.00E+00
5	0.00E+00
5	0.00E+00
5	0.00E+00
5	0.00E+00
5	0.00E+00
5	0.00E+00
5	0.00E+00
5	0.00E+00
5	0.00E+00
5	0.00E+00
5	0.00E+00
5	0.00E+00
5	0.00E+00
5	0.00E+00
5	0.00E+00
5	0.00E+00
5	0.00E+00
5	0.00E+00
5	0.00E+00
5	0.00E+00
5	0.00E+00
5	0.00E+00
5	0.00E+00
5	0.00E+00
5	0.00E+00
5	0.00E+00
5	0.00E+00

Ventura Ranch
P2 (on) - Site Preparation

Max Cancer Risk Cancer Risk	
Receptor #	Total Risk/ Million
0	0.0E+00
0	0.0E+00
0	0.0E+00
0	0.0E+00
0	0.0E+00
0	0.0E+00
0	0.0E+00
0	0.0E+00
0	0.0E+00
0	0.0E+00
0	0.0E+00
0	0.0E+00
0	0.0E+00
0	0.0E+00
0	0.0E+00
0	0.0E+00
0	0.0E+00
0	0.0E+00
0	0.0E+00
0	0.0E+00
0	0.0E+00
0	0.0E+00
0	0.0E+00
0	0.0E+00
0	0.0E+00
0	0.0E+00
0	0.0E+00
0	0.0E+00
0	0.0E+00
0	0.0E+00
0	0.0E+00
0	0.0E+00
0	0.0E+00
0	0.0E+00
0	0.0E+00
0	0.0E+00
0	0.0E+00
0	0.0E+00
0	0.0E+00

Chronic Non Cancer Risk	
REL	HI Offroad
5	0.00E+00
5	0.00E+00
5	0.00E+00
5	0.00E+00
5	0.00E+00
5	0.00E+00
5	0.00E+00
5	0.00E+00
5	0.00E+00
5	0.00E+00
5	0.00E+00
5	0.00E+00
5	0.00E+00
5	0.00E+00
5	0.00E+00
5	0.00E+00
5	0.00E+00
5	0.00E+00
5	0.00E+00
5	0.00E+00
5	0.00E+00
5	0.00E+00
5	0.00E+00
5	0.00E+00
5	0.00E+00
5	0.00E+00
5	0.00E+00
5	0.00E+00
5	0.00E+00
5	0.00E+00
5	0.00E+00
5	0.00E+00
5	0.00E+00
5	0.00E+00
5	0.00E+00
5	0.00E+00

Ventura Ranch
P2 (on) - Site Preparation

Max Cancer Risk Cancer Risk	
Receptor #	**Total Risk/ Million**
0	0.0E+00
0	0.0E+00
0	0.0E+00
0	0.0E+00
0	0.0E+00
0	0.0E+00
0	0.0E+00
0	0.0E+00
0	0.0E+00
0	0.0E+00
0	0.0E+00
0	0.0E+00
0	0.0E+00
0	0.0E+00
0	0.0E+00

Chronic Non Cancer Risk	
REL	**HI Offroad**
5	0.00E+00
5	0.00E+00
5	0.00E+00
5	0.00E+00
5	0.00E+00
5	0.00E+00
5	0.00E+00
5	0.00E+00
5	0.00E+00
5	0.00E+00
5	0.00E+00
5	0.00E+00
5	0.00E+00
5	0.00E+00

Ventura Ranch
P3 (on) - Grading

		Cancer Risk from 2 to 16 years								
Receptor #	Conc	g/sec	Cair	Dose Constant	Dose	ED	Risk Constant	Risk	Constant 2	Risk/ Million
361	0.9775	7.18E-03	7.0E-03	6.05E-04	4.25E-06	0.08	4.71E-02	1.65E-08	1.0E+06	1.6E-02
362	1.0947	7.18E-03	7.9E-03	6.05E-04	4.76E-06	0.08	4.71E-02	1.84E-08	1.0E+06	1.8E-02
363	1.24002	7.18E-03	8.9E-03	6.05E-04	5.39E-06	0.08	4.71E-02	2.09E-08	1.0E+06	2.1E-02
364	1.42081	7.18E-03	1.0E-02	6.05E-04	6.17E-06	0.08	4.71E-02	2.39E-08	1.0E+06	2.4E-02
365	0.98637	7.18E-03	7.1E-03	6.05E-04	4.29E-06	0.08	4.71E-02	1.66E-08	1.0E+06	1.7E-02
366	1.10217	7.18E-03	7.9E-03	6.05E-04	4.79E-06	0.08	4.71E-02	1.86E-08	1.0E+06	1.9E-02
367	1.24497	7.18E-03	8.9E-03	6.05E-04	5.41E-06	0.08	4.71E-02	2.10E-08	1.0E+06	2.1E-02
368	1.42318	7.18E-03	1.0E-02	6.05E-04	6.18E-06	0.08	4.71E-02	2.40E-08	1.0E+06	2.4E-02
369	1.64721	7.18E-03	1.2E-02	6.05E-04	7.16E-06	0.08	4.71E-02	2.77E-08	1.0E+06	2.8E-02
370	1.93194	7.18E-03	1.4E-02	6.05E-04	8.40E-06	0.08	4.71E-02	3.25E-08	1.0E+06	3.3E-02
371	0.99718	7.18E-03	7.2E-03	6.05E-04	4.33E-06	0.08	4.71E-02	1.68E-08	1.0E+06	1.7E-02
372	1.11216	7.18E-03	8.0E-03	6.05E-04	4.83E-06	0.08	4.71E-02	1.87E-08	1.0E+06	1.9E-02
373	1.25295	7.18E-03	9.0E-03	6.05E-04	5.44E-06	0.08	4.71E-02	2.11E-08	1.0E+06	2.1E-02
374	1.42807	7.18E-03	1.0E-02	6.05E-04	6.21E-06	0.08	4.71E-02	2.40E-08	1.0E+06	2.4E-02
375	1.64813	7.18E-03	1.2E-02	6.05E-04	7.16E-06	0.08	4.71E-02	2.78E-08	1.0E+06	2.8E-02
376	1.00783	7.18E-03	7.2E-03	6.05E-04	4.38E-06	0.08	4.71E-02	1.70E-08	1.0E+06	1.7E-02
377	1.12267	7.18E-03	8.1E-03	6.05E-04	4.88E-06	0.08	4.71E-02	1.89E-08	1.0E+06	1.9E-02
378	1.26241	7.18E-03	9.1E-03	6.05E-04	5.49E-06	0.08	4.71E-02	2.13E-08	1.0E+06	2.1E-02
379	1.43415	7.18E-03	1.0E-02	6.05E-04	6.23E-06	0.08	4.71E-02	2.41E-08	1.0E+06	2.4E-02
380	1.65179	7.18E-03	1.2E-02	6.05E-04	7.18E-06	0.08	4.71E-02	2.78E-08	1.0E+06	2.8E-02
381	1.01766	7.18E-03	7.3E-03	6.05E-04	4.42E-06	0.08	4.71E-02	1.71E-08	1.0E+06	1.7E-02
382	1.13131	7.18E-03	8.1E-03	6.05E-04	4.92E-06	0.08	4.71E-02	1.90E-08	1.0E+06	1.9E-02
383	1.26973	7.18E-03	9.1E-03	6.05E-04	5.52E-06	0.08	4.71E-02	2.14E-08	1.0E+06	2.1E-02
384	1.43913	7.18E-03	1.0E-02	6.05E-04	6.25E-06	0.08	4.71E-02	2.42E-08	1.0E+06	2.4E-02
385	1.6539	7.18E-03	1.2E-02	6.05E-04	7.19E-06	0.08	4.71E-02	2.78E-08	1.0E+06	2.8E-02
386	1.0248	7.18E-03	7.4E-03	6.05E-04	4.45E-06	0.08	4.71E-02	1.73E-08	1.0E+06	1.7E-02
387	1.1369	7.18E-03	8.2E-03	6.05E-04	4.94E-06	0.08	4.71E-02	1.91E-08	1.0E+06	1.9E-02
388	1.27229	7.18E-03	9.1E-03	6.05E-04	5.53E-06	0.08	4.71E-02	2.14E-08	1.0E+06	2.1E-02
389	1.43954	7.18E-03	1.0E-02	6.05E-04	6.26E-06	0.08	4.71E-02	2.42E-08	1.0E+06	2.4E-02
390	1.64963	7.18E-03	1.2E-02	6.05E-04	7.17E-06	0.08	4.71E-02	2.78E-08	1.0E+06	2.8E-02
391	1.02688	7.18E-03	7.4E-03	6.05E-04	4.46E-06	0.08	4.71E-02	1.73E-08	1.0E+06	1.7E-02

Ventura Ranch
P3 (on) - Grading

		Cancer Risk from 2 to 16 years								
Receptor #	Conc	g/sec	Cair	Dose Constant	Dose	ED	Risk Constant	Risk	Constant 2	Risk/ Million
392	1.13784	7.18E-03	8.2E-03	6.05E-04	4.94E-06	0.08	4.71E-02	1.92E-08	1.0E+06	1.9E-02
393	1.27074	7.18E-03	9.1E-03	6.05E-04	5.52E-06	0.08	4.71E-02	2.14E-08	1.0E+06	2.1E-02
394	1.43324	7.18E-03	1.0E-02	6.05E-04	6.23E-06	0.08	4.71E-02	2.41E-08	1.0E+06	2.4E-02
395	1.02363	7.18E-03	7.4E-03	6.05E-04	4.45E-06	0.08	4.71E-02	1.72E-08	1.0E+06	1.7E-02
396	1.13283	7.18E-03	8.1E-03	6.05E-04	4.92E-06	0.08	4.71E-02	1.91E-08	1.0E+06	1.9E-02
397	1.26196	7.18E-03	9.1E-03	6.05E-04	5.48E-06	0.08	4.71E-02	2.12E-08	1.0E+06	2.1E-02
398	1.41876	7.18E-03	1.0E-02	6.05E-04	6.17E-06	0.08	4.71E-02	2.39E-08	1.0E+06	2.4E-02
399	1.01382	7.18E-03	7.3E-03	6.05E-04	4.41E-06	0.08	4.71E-02	1.71E-08	1.0E+06	1.7E-02
400	1.12096	7.18E-03	8.1E-03	6.05E-04	4.87E-06	0.08	4.71E-02	1.89E-08	1.0E+06	1.9E-02
401	1.2461	7.18E-03	8.9E-03	6.05E-04	5.41E-06	0.08	4.71E-02	2.10E-08	1.0E+06	2.1E-02
402	1.39674	7.18E-03	1.0E-02	6.05E-04	6.07E-06	0.08	4.71E-02	2.35E-08	1.0E+06	2.4E-02
403	1.58089	7.18E-03	1.1E-02	6.05E-04	6.87E-06	0.08	4.71E-02	2.66E-08	1.0E+06	2.7E-02
404	0.99817	7.18E-03	7.2E-03	6.05E-04	4.34E-06	0.08	4.71E-02	1.68E-08	1.0E+06	1.7E-02
405	1.10226	7.18E-03	7.9E-03	6.05E-04	4.79E-06	0.08	4.71E-02	1.86E-08	1.0E+06	1.9E-02
406	1.22329	7.18E-03	8.8E-03	6.05E-04	5.32E-06	0.08	4.71E-02	2.06E-08	1.0E+06	2.1E-02
407	1.36731	7.18E-03	9.8E-03	6.05E-04	5.94E-06	0.08	4.71E-02	2.30E-08	1.0E+06	2.3E-02
408	1.54195	7.18E-03	1.1E-02	6.05E-04	6.70E-06	0.08	4.71E-02	2.60E-08	1.0E+06	2.6E-02
409	1.75912	7.18E-03	1.3E-02	6.05E-04	7.64E-06	0.08	4.71E-02	2.96E-08	1.0E+06	3.0E-02
410	2.03672	7.18E-03	1.5E-02	6.05E-04	8.85E-06	0.08	4.71E-02	3.43E-08	1.0E+06	3.4E-02
411	2.40326	7.18E-03	1.7E-02	6.05E-04	1.04E-05	0.08	4.71E-02	4.05E-08	1.0E+06	4.0E-02
412	1.07572	7.18E-03	7.7E-03	6.05E-04	4.67E-06	0.08	4.71E-02	1.81E-08	1.0E+06	1.8E-02
413	1.19163	7.18E-03	8.6E-03	6.05E-04	5.18E-06	0.08	4.71E-02	2.01E-08	1.0E+06	2.0E-02
414	1.32882	7.18E-03	9.5E-03	6.05E-04	5.77E-06	0.08	4.71E-02	2.24E-08	1.0E+06	2.2E-02
415	1.49403	7.18E-03	1.1E-02	6.05E-04	6.49E-06	0.08	4.71E-02	2.52E-08	1.0E+06	2.5E-02
416	1.6981	7.18E-03	1.2E-02	6.05E-04	7.38E-06	0.08	4.71E-02	2.86E-08	1.0E+06	2.9E-02
417	1.95566	7.18E-03	1.4E-02	6.05E-04	8.50E-06	0.08	4.71E-02	3.29E-08	1.0E+06	3.3E-02
418	2.29269	7.18E-03	1.6E-02	6.05E-04	9.96E-06	0.08	4.71E-02	3.86E-08	1.0E+06	3.9E-02
419	2.75273	7.18E-03	2.0E-02	6.05E-04	1.20E-05	0.08	4.71E-02	4.64E-08	1.0E+06	4.6E-02
420	3.40803	7.18E-03	2.4E-02	6.05E-04	1.48E-05	0.08	4.71E-02	5.74E-08	1.0E+06	5.7E-02
421	1.03644	7.18E-03	7.4E-03	6.05E-04	4.50E-06	0.08	4.71E-02	1.75E-08	1.0E+06	1.7E-02
422	1.15038	7.18E-03	8.3E-03	6.05E-04	5.00E-06	0.08	4.71E-02	1.94E-08	1.0E+06	1.9E-02

Ventura Ranch
P3 (on) - Grading

		Cancer Risk from 2 to 16 years								
Receptor #	Conc	g/sec	Cair	Dose Constant	Dose	ED	Risk Constant	Risk	Constant 2	Risk/ Million
423	1.28046	7.18E-03	9.2E-03	6.05E-04	5.56E-06	0.08	4.71E-02	2.16E-08	1.0E+06	2.2E-02
424	1.43647	7.18E-03	1.0E-02	6.05E-04	6.24E-06	0.08	4.71E-02	2.42E-08	1.0E+06	2.4E-02
425	1.62742	7.18E-03	1.2E-02	6.05E-04	7.07E-06	0.08	4.71E-02	2.74E-08	1.0E+06	2.7E-02
426	1.86591	7.18E-03	1.3E-02	6.05E-04	8.11E-06	0.08	4.71E-02	3.14E-08	1.0E+06	3.1E-02
427	2.17534	7.18E-03	1.6E-02	6.05E-04	9.45E-06	0.08	4.71E-02	3.66E-08	1.0E+06	3.7E-02
428	2.59385	7.18E-03	1.9E-02	6.05E-04	1.13E-05	0.08	4.71E-02	4.37E-08	1.0E+06	4.4E-02
429	3.19048	7.18E-03	2.3E-02	6.05E-04	1.39E-05	0.08	4.71E-02	5.37E-08	1.0E+06	5.4E-02
430	4.0938	7.18E-03	2.9E-02	6.05E-04	1.78E-05	0.08	4.71E-02	6.89E-08	1.0E+06	6.9E-02
431	5.52788	7.18E-03	4.0E-02	6.05E-04	2.40E-05	0.08	4.71E-02	9.31E-08	1.0E+06	9.3E-02
432	7.88775	7.18E-03	5.7E-02	6.05E-04	3.43E-05	0.08	4.71E-02	1.33E-07	1.0E+06	1.3E-01
433	1.09933	7.18E-03	7.9E-03	6.05E-04	4.78E-06	0.08	4.71E-02	1.85E-08	1.0E+06	1.9E-02
434	1.22199	7.18E-03	8.8E-03	6.05E-04	5.31E-06	0.08	4.71E-02	2.06E-08	1.0E+06	2.1E-02
435	1.36815	7.18E-03	9.8E-03	6.05E-04	5.95E-06	0.08	4.71E-02	2.30E-08	1.0E+06	2.3E-02
436	1.54582	7.18E-03	1.1E-02	6.05E-04	6.72E-06	0.08	4.71E-02	2.60E-08	1.0E+06	2.6E-02
437	1.76615	7.18E-03	1.3E-02	6.05E-04	7.67E-06	0.08	4.71E-02	2.97E-08	1.0E+06	3.0E-02
438	2.04905	7.18E-03	1.5E-02	6.05E-04	8.90E-06	0.08	4.71E-02	3.45E-08	1.0E+06	3.5E-02
439	2.42795	7.18E-03	1.7E-02	6.05E-04	1.06E-05	0.08	4.71E-02	4.09E-08	1.0E+06	4.1E-02
440	2.9641	7.18E-03	2.1E-02	6.05E-04	1.29E-05	0.08	4.71E-02	4.99E-08	1.0E+06	5.0E-02
441	3.78173	7.18E-03	2.7E-02	6.05E-04	1.64E-05	0.08	4.71E-02	6.37E-08	1.0E+06	6.4E-02
442	5.12149	7.18E-03	3.7E-02	6.05E-04	2.23E-05	0.08	4.71E-02	8.62E-08	1.0E+06	8.6E-02
443	1.03953	7.18E-03	7.5E-03	6.05E-04	4.52E-06	0.08	4.71E-02	1.75E-08	1.0E+06	1.8E-02
444	1.15373	7.18E-03	8.3E-03	6.05E-04	5.01E-06	0.08	4.71E-02	1.94E-08	1.0E+06	1.9E-02
445	1.28906	7.18E-03	9.3E-03	6.05E-04	5.60E-06	0.08	4.71E-02	2.17E-08	1.0E+06	2.2E-02
446	1.45266	7.18E-03	1.0E-02	6.05E-04	6.31E-06	0.08	4.71E-02	2.45E-08	1.0E+06	2.4E-02
447	1.65507	7.18E-03	1.2E-02	6.05E-04	7.19E-06	0.08	4.71E-02	2.79E-08	1.0E+06	2.8E-02
448	1.91271	7.18E-03	1.4E-02	6.05E-04	8.31E-06	0.08	4.71E-02	3.22E-08	1.0E+06	3.2E-02
449	2.25378	7.18E-03	1.6E-02	6.05E-04	9.79E-06	0.08	4.71E-02	3.79E-08	1.0E+06	3.8E-02
450	2.72919	7.18E-03	2.0E-02	6.05E-04	1.19E-05	0.08	4.71E-02	4.60E-08	1.0E+06	4.6E-02
451	3.44856	7.18E-03	2.5E-02	6.05E-04	1.50E-05	0.08	4.71E-02	5.81E-08	1.0E+06	5.8E-02
452	4.64568	7.18E-03	3.3E-02	6.05E-04	2.02E-05	0.08	4.71E-02	7.82E-08	1.0E+06	7.8E-02
453	0.9668	7.18E-03	6.9E-03	6.05E-04	4.20E-06	0.08	4.71E-02	1.63E-08	1.0E+06	1.6E-02

Ventura Ranch
P3 (on) - Grading

							Cancer Risk from 2 to 16 years			
Receptor #	Conc	g/sec	Cair	Dose Constant	Dose	ED	Risk Constant	Risk	Constant 2	Risk/ Million
454	1.07202	7.18E-03	7.7E-03	6.05E-04	4.66E-06	0.08	4.71E-02	1.81E-08	1.0E+06	1.8E-02
455	1.19758	7.18E-03	8.6E-03	6.05E-04	5.20E-06	0.08	4.71E-02	2.02E-08	1.0E+06	2.0E-02
456	1.34712	7.18E-03	9.7E-03	6.05E-04	5.85E-06	0.08	4.71E-02	2.27E-08	1.0E+06	2.3E-02
457	1.53024	7.18E-03	1.1E-02	6.05E-04	6.65E-06	0.08	4.71E-02	2.58E-08	1.0E+06	2.6E-02
458	1.7624	7.18E-03	1.3E-02	6.05E-04	7.66E-06	0.08	4.71E-02	2.97E-08	1.0E+06	3.0E-02
459	2.06707	7.18E-03	1.5E-02	6.05E-04	8.98E-06	0.08	4.71E-02	3.48E-08	1.0E+06	3.5E-02
460	2.48495	7.18E-03	1.8E-02	6.05E-04	1.08E-05	0.08	4.71E-02	4.18E-08	1.0E+06	4.2E-02
461	3.10199	7.18E-03	2.2E-02	6.05E-04	1.35E-05	0.08	4.71E-02	5.22E-08	1.0E+06	5.2E-02
462	4.12204	7.18E-03	3.0E-02	6.05E-04	1.79E-05	0.08	4.71E-02	6.94E-08	1.0E+06	6.9E-02
463	1.59576	7.18E-03	1.1E-02	6.05E-04	6.93E-06	0.08	4.71E-02	2.69E-08	1.0E+06	2.7E-02
464	1.86158	7.18E-03	1.3E-02	6.05E-04	8.09E-06	0.08	4.71E-02	3.13E-08	1.0E+06	3.1E-02
465	2.22093	7.18E-03	1.6E-02	6.05E-04	9.65E-06	0.08	4.71E-02	3.74E-08	1.0E+06	3.7E-02
466	2.74133	7.18E-03	2.0E-02	6.05E-04	1.19E-05	0.08	4.71E-02	4.62E-08	1.0E+06	4.6E-02
467	3.57348	7.18E-03	2.6E-02	6.05E-04	1.55E-05	0.08	4.71E-02	6.02E-08	1.0E+06	6.0E-02
0	0	7.18E-03	0.0E+00	6.05E-04	0.00E+00	0.08	4.71E-02	0.00E+00	1.0E+06	0.0E+00
0	0	7.18E-03	0.0E+00	6.05E-04	0.00E+00	0.08	4.71E-02	0.00E+00	1.0E+06	0.0E+00
0	0	7.18E-03	0.0E+00	6.05E-04	0.00E+00	0.08	4.71E-02	0.00E+00	1.0E+06	0.0E+00
0	0	7.18E-03	0.0E+00	6.05E-04	0.00E+00	0.08	4.71E-02	0.00E+00	1.0E+06	0.0E+00
0	0	7.18E-03	0.0E+00	6.05E-04	0.00E+00	0.08	4.71E-02	0.00E+00	1.0E+06	0.0E+00
0	0	7.18E-03	0.0E+00	6.05E-04	0.00E+00	0.08	4.71E-02	0.00E+00	1.0E+06	0.0E+00
0	0	7.18E-03	0.0E+00	6.05E-04	0.00E+00	0.08	4.71E-02	0.00E+00	1.0E+06	0.0E+00
0	0	7.18E-03	0.0E+00	6.05E-04	0.00E+00	0.08	4.71E-02	0.00E+00	1.0E+06	0.0E+00
0	0	7.18E-03	0.0E+00	6.05E-04	0.00E+00	0.08	4.71E-02	0.00E+00	1.0E+06	0.0E+00
0	0	7.18E-03	0.0E+00	6.05E-04	0.00E+00	0.08	4.71E-02	0.00E+00	1.0E+06	0.0E+00
0	0	7.18E-03	0.0E+00	6.05E-04	0.00E+00	0.08	4.71E-02	0.00E+00	1.0E+06	0.0E+00
0	0	7.18E-03	0.0E+00	6.05E-04	0.00E+00	0.08	4.71E-02	0.00E+00	1.0E+06	0.0E+00
0	0	7.18E-03	0.0E+00	6.05E-04	0.00E+00	0.08	4.71E-02	0.00E+00	1.0E+06	0.0E+00
0	0	7.18E-03	0.0E+00	6.05E-04	0.00E+00	0.08	4.71E-02	0.00E+00	1.0E+06	0.0E+00
0	0	7.18E-03	0.0E+00	6.05E-04	0.00E+00	0.08	4.71E-02	0.00E+00	1.0E+06	0.0E+00
0	0	7.18E-03	0.0E+00	6.05E-04	0.00E+00	0.08	4.71E-02	0.00E+00	1.0E+06	0.0E+00

Ventura Ranch
P3 (on) - Grading

							Cancer Risk from 2 to 16 years			
Receptor #	Conc	g/sec	Cair	Dose Constant	Dose	ED	Risk Constant	Risk	Constant 2	Risk/ Million
0	0	7.18E-03	0.0E+00	6.05E-04	0.00E+00	0.08	4.71E-02	0.00E+00	1.0E+06	0.0E+00
0	0	7.18E-03	0.0E+00	6.05E-04	0.00E+00	0.08	4.71E-02	0.00E+00	1.0E+06	0.0E+00
0	0	7.18E-03	0.0E+00	6.05E-04	0.00E+00	0.08	4.71E-02	0.00E+00	1.0E+06	0.0E+00
0	0	7.18E-03	0.0E+00	6.05E-04	0.00E+00	0.08	4.71E-02	0.00E+00	1.0E+06	0.0E+00
0	0	7.18E-03	0.0E+00	6.05E-04	0.00E+00	0.08	4.71E-02	0.00E+00	1.0E+06	0.0E+00
0	0	7.18E-03	0.0E+00	6.05E-04	0.00E+00	0.08	4.71E-02	0.00E+00	1.0E+06	0.0E+00
0	0	7.18E-03	0.0E+00	6.05E-04	0.00E+00	0.08	4.71E-02	0.00E+00	1.0E+06	0.0E+00
0	0	7.18E-03	0.0E+00	6.05E-04	0.00E+00	0.08	4.71E-02	0.00E+00	1.0E+06	0.0E+00
0	0	7.18E-03	0.0E+00	6.05E-04	0.00E+00	0.08	4.71E-02	0.00E+00	1.0E+06	0.0E+00
0	0	7.18E-03	0.0E+00	6.05E-04	0.00E+00	0.08	4.71E-02	0.00E+00	1.0E+06	0.0E+00
0	0	7.18E-03	0.0E+00	6.05E-04	0.00E+00	0.08	4.71E-02	0.00E+00	1.0E+06	0.0E+00
0	0	7.18E-03	0.0E+00	6.05E-04	0.00E+00	0.08	4.71E-02	0.00E+00	1.0E+06	0.0E+00
0	0	7.18E-03	0.0E+00	6.05E-04	0.00E+00	0.08	4.71E-02	0.00E+00	1.0E+06	0.0E+00
0	0	7.18E-03	0.0E+00	6.05E-04	0.00E+00	0.08	4.71E-02	0.00E+00	1.0E+06	0.0E+00
0	0	7.18E-03	0.0E+00	6.05E-04	0.00E+00	0.08	4.71E-02	0.00E+00	1.0E+06	0.0E+00
0	0	7.18E-03	0.0E+00	6.05E-04	0.00E+00	0.08	4.71E-02	0.00E+00	1.0E+06	0.0E+00
0	0	7.18E-03	0.0E+00	6.05E-04	0.00E+00	0.08	4.71E-02	0.00E+00	1.0E+06	0.0E+00
0	0	7.18E-03	0.0E+00	6.05E-04	0.00E+00	0.08	4.71E-02	0.00E+00	1.0E+06	0.0E+00
0	0	7.18E-03	0.0E+00	6.05E-04	0.00E+00	0.08	4.71E-02	0.00E+00	1.0E+06	0.0E+00
0	0	7.18E-03	0.0E+00	6.05E-04	0.00E+00	0.08	4.71E-02	0.00E+00	1.0E+06	0.0E+00
0	0	7.18E-03	0.0E+00	6.05E-04	0.00E+00	0.08	4.71E-02	0.00E+00	1.0E+06	0.0E+00
0	0	7.18E-03	0.0E+00	6.05E-04	0.00E+00	0.08	4.71E-02	0.00E+00	1.0E+06	0.0E+00
0	0	7.18E-03	0.0E+00	6.05E-04	0.00E+00	0.08	4.71E-02	0.00E+00	1.0E+06	0.0E+00
0	0	7.18E-03	0.0E+00	6.05E-04	0.00E+00	0.08	4.71E-02	0.00E+00	1.0E+06	0.0E+00
0	0	7.18E-03	0.0E+00	6.05E-04	0.00E+00	0.08	4.71E-02	0.00E+00	1.0E+06	0.0E+00
0	0	7.18E-03	0.0E+00	6.05E-04	0.00E+00	0.08	4.71E-02	0.00E+00	1.0E+06	0.0E+00
0	0	7.18E-03	0.0E+00	6.05E-04	0.00E+00	0.08	4.71E-02	0.00E+00	1.0E+06	0.0E+00
0	0	7.18E-03	0.0E+00	6.05E-04	0.00E+00	0.08	4.71E-02	0.00E+00	1.0E+06	0.0E+00
0	0	7.18E-03	0.0E+00	6.05E-04	0.00E+00	0.08	4.71E-02	0.00E+00	1.0E+06	0.0E+00
0	0	7.18E-03	0.0E+00	6.05E-04	0.00E+00	0.08	4.71E-02	0.00E+00	1.0E+06	0.0E+00
0	0	7.18E-03	0.0E+00	6.05E-04	0.00E+00	0.08	4.71E-02	0.00E+00	1.0E+06	0.0E+00
0	0	7.18E-03	0.0E+00	6.05E-04	0.00E+00	0.08	4.71E-02	0.00E+00	1.0E+06	0.0E+00
0	0	7.18E-03	0.0E+00	6.05E-04	0.00E+00	0.08	4.71E-02	0.00E+00	1.0E+06	0.0E+00
0	0	7.18E-03	0.0E+00	6.05E-04	0.00E+00	0.08	4.71E-02	0.00E+00	1.0E+06	0.0E+00

Ventura Ranch
P3 (on) - Grading

							Cancer Risk from 2 to 16 years			
Receptor #	Conc	g/sec	Cair	Dose Constant	Dose	ED	Risk Constant	Risk	Constant 2	Risk/ Million
0	0	7.18E-03	0.0E+00	6.05E-04	0.00E+00	0.08	4.71E-02	0.00E+00	1.0E+06	0.0E+00
0	0	7.18E-03	0.0E+00	6.05E-04	0.00E+00	0.08	4.71E-02	0.00E+00	1.0E+06	0.0E+00
0	0	7.18E-03	0.0E+00	6.05E-04	0.00E+00	0.08	4.71E-02	0.00E+00	1.0E+06	0.0E+00
0	0	7.18E-03	0.0E+00	6.05E-04	0.00E+00	0.08	4.71E-02	0.00E+00	1.0E+06	0.0E+00
0	0	7.18E-03	0.0E+00	6.05E-04	0.00E+00	0.08	4.71E-02	0.00E+00	1.0E+06	0.0E+00
0	0	7.18E-03	0.0E+00	6.05E-04	0.00E+00	0.08	4.71E-02	0.00E+00	1.0E+06	0.0E+00
0	0	7.18E-03	0.0E+00	6.05E-04	0.00E+00	0.08	4.71E-02	0.00E+00	1.0E+06	0.0E+00
0	0	7.18E-03	0.0E+00	6.05E-04	0.00E+00	0.08	4.71E-02	0.00E+00	1.0E+06	0.0E+00
0	0	7.18E-03	0.0E+00	6.05E-04	0.00E+00	0.08	4.71E-02	0.00E+00	1.0E+06	0.0E+00
0	0	7.18E-03	0.0E+00	6.05E-04	0.00E+00	0.08	4.71E-02	0.00E+00	1.0E+06	0.0E+00
0	0	7.18E-03	0.0E+00	6.05E-04	0.00E+00	0.08	4.71E-02	0.00E+00	1.0E+06	0.0E+00
0	0	7.18E-03	0.0E+00	6.05E-04	0.00E+00	0.08	4.71E-02	0.00E+00	1.0E+06	0.0E+00
0	0	7.18E-03	0.0E+00	6.05E-04	0.00E+00	0.08	4.71E-02	0.00E+00	1.0E+06	0.0E+00
0	0	7.18E-03	0.0E+00	6.05E-04	0.00E+00	0.08	4.71E-02	0.00E+00	1.0E+06	0.0E+00
0	0	7.18E-03	0.0E+00	6.05E-04	0.00E+00	0.08	4.71E-02	0.00E+00	1.0E+06	0.0E+00
0	0	7.18E-03	0.0E+00	6.05E-04	0.00E+00	0.08	4.71E-02	0.00E+00	1.0E+06	0.0E+00
0	0	7.18E-03	0.0E+00	6.05E-04	0.00E+00	0.08	4.71E-02	0.00E+00	1.0E+06	0.0E+00
0	0	7.18E-03	0.0E+00	6.05E-04	0.00E+00	0.08	4.71E-02	0.00E+00	1.0E+06	0.0E+00
0	0	7.18E-03	0.0E+00	6.05E-04	0.00E+00	0.08	4.71E-02	0.00E+00	1.0E+06	0.0E+00
0	0	7.18E-03	0.0E+00	6.05E-04	0.00E+00	0.08	4.71E-02	0.00E+00	1.0E+06	0.0E+00
0	0	7.18E-03	0.0E+00	6.05E-04	0.00E+00	0.08	4.71E-02	0.00E+00	1.0E+06	0.0E+00
0	0	7.18E-03	0.0E+00	6.05E-04	0.00E+00	0.08	4.71E-02	0.00E+00	1.0E+06	0.0E+00
0	0	7.18E-03	0.0E+00	6.05E-04	0.00E+00	0.08	4.71E-02	0.00E+00	1.0E+06	0.0E+00
0	0	7.18E-03	0.0E+00	6.05E-04	0.00E+00	0.08	4.71E-02	0.00E+00	1.0E+06	0.0E+00
0	0	7.18E-03	0.0E+00	6.05E-04	0.00E+00	0.08	4.71E-02	0.00E+00	1.0E+06	0.0E+00
0	0	7.18E-03	0.0E+00	6.05E-04	0.00E+00	0.08	4.71E-02	0.00E+00	1.0E+06	0.0E+00
0	0	7.18E-03	0.0E+00	6.05E-04	0.00E+00	0.08	4.71E-02	0.00E+00	1.0E+06	0.0E+00
0	0	7.18E-03	0.0E+00	6.05E-04	0.00E+00	0.08	4.71E-02	0.00E+00	1.0E+06	0.0E+00
0	0	7.18E-03	0.0E+00	6.05E-04	0.00E+00	0.08	4.71E-02	0.00E+00	1.0E+06	0.0E+00
0	0	7.18E-03	0.0E+00	6.05E-04	0.00E+00	0.08	4.71E-02	0.00E+00	1.0E+06	0.0E+00
0	0	7.18E-03	0.0E+00	6.05E-04	0.00E+00	0.08	4.71E-02	0.00E+00	1.0E+06	0.0E+00
0	0	7.18E-03	0.0E+00	6.05E-04	0.00E+00	0.08	4.71E-02	0.00E+00	1.0E+06	0.0E+00
0	0	7.18E-03	0.0E+00	6.05E-04	0.00E+00	0.08	4.71E-02	0.00E+00	1.0E+06	0.0E+00
0	0	7.18E-03	0.0E+00	6.05E-04	0.00E+00	0.08	4.71E-02	0.00E+00	1.0E+06	0.0E+00

Ventura Ranch
P3 (on) - Grading

							Cancer Risk from 2 to 16 years			
Receptor #	Conc	g/sec	Cair	Dose Constant	Dose	ED	Risk Constant	Risk	Constant 2	Risk/ Million
0	0	7.18E-03	0.0E+00	6.05E-04	0.00E+00	0.08	4.71E-02	0.00E+00	1.0E+06	0.0E+00
0	0	7.18E-03	0.0E+00	6.05E-04	0.00E+00	0.08	4.71E-02	0.00E+00	1.0E+06	0.0E+00
0	0	7.18E-03	0.0E+00	6.05E-04	0.00E+00	0.08	4.71E-02	0.00E+00	1.0E+06	0.0E+00
0	0	7.18E-03	0.0E+00	6.05E-04	0.00E+00	0.08	4.71E-02	0.00E+00	1.0E+06	0.0E+00
0	0	7.18E-03	0.0E+00	6.05E-04	0.00E+00	0.08	4.71E-02	0.00E+00	1.0E+06	0.0E+00
0	0	7.18E-03	0.0E+00	6.05E-04	0.00E+00	0.08	4.71E-02	0.00E+00	1.0E+06	0.0E+00
0	0	7.18E-03	0.0E+00	6.05E-04	0.00E+00	0.08	4.71E-02	0.00E+00	1.0E+06	0.0E+00
0	0	7.18E-03	0.0E+00	6.05E-04	0.00E+00	0.08	4.71E-02	0.00E+00	1.0E+06	0.0E+00
0	0	7.18E-03	0.0E+00	6.05E-04	0.00E+00	0.08	4.71E-02	0.00E+00	1.0E+06	0.0E+00
0	0	7.18E-03	0.0E+00	6.05E-04	0.00E+00	0.08	4.71E-02	0.00E+00	1.0E+06	0.0E+00
0	0	7.18E-03	0.0E+00	6.05E-04	0.00E+00	0.08	4.71E-02	0.00E+00	1.0E+06	0.0E+00
0	0	7.18E-03	0.0E+00	6.05E-04	0.00E+00	0.08	4.71E-02	0.00E+00	1.0E+06	0.0E+00
0	0	7.18E-03	0.0E+00	6.05E-04	0.00E+00	0.08	4.71E-02	0.00E+00	1.0E+06	0.0E+00
0	0	7.18E-03	0.0E+00	6.05E-04	0.00E+00	0.08	4.71E-02	0.00E+00	1.0E+06	0.0E+00
0	0	7.18E-03	0.0E+00	6.05E-04	0.00E+00	0.08	4.71E-02	0.00E+00	1.0E+06	0.0E+00
0	0	7.18E-03	0.0E+00	6.05E-04	0.00E+00	0.08	4.71E-02	0.00E+00	1.0E+06	0.0E+00

Ventura Ranch
P2 (on) - Grading

Max Cancer Risk Cancer Risk	
Receptor #	**Total Risk/ Million**
361	1.6E-02
362	1.8E-02
363	2.1E-02
364	2.4E-02
365	1.7E-02
366	1.9E-02
367	2.1E-02
368	2.4E-02
369	2.8E-02
370	3.3E-02
371	1.7E-02
372	1.9E-02
373	2.1E-02
374	2.4E-02
375	2.8E-02
376	1.7E-02
377	1.9E-02
378	2.1E-02
379	2.4E-02
380	2.8E-02
381	1.7E-02
382	1.9E-02
383	2.1E-02
384	2.4E-02
385	2.8E-02
386	1.7E-02
387	1.9E-02
388	2.1E-02
389	2.4E-02
390	2.8E-02
391	1.7E-02

Max	Receptor #	
0.133	432	Res

Chronic Non Cancer Risk	
REL	**HI Offroad**
5	1.40E-03
5	1.57E-03
5	1.78E-03
5	2.04E-03
5	1.42E-03
5	1.58E-03
5	1.79E-03
5	2.04E-03
5	2.37E-03
5	2.77E-03
5	1.43E-03
5	1.60E-03
5	1.80E-03
5	2.05E-03
5	2.37E-03
5	1.45E-03
5	1.61E-03
5	1.81E-03
5	2.06E-03
5	2.37E-03
5	1.46E-03
5	1.62E-03
5	1.82E-03
5	2.07E-03
5	2.38E-03
5	1.47E-03
5	1.63E-03
5	1.83E-03
5	2.07E-03
5	2.37E-03
5	1.47E-03

Max	Receptor #	
1.133E-02	432	Res

Ventura Ranch
P2 (on) - Grading

Max Cancer Risk Cancer Risk		*Chronic Non Cancer Risk*	
Receptor #	Total Risk/ Million	REL	HI Offroad
392	1.9E-02	5	1.63E-03
393	2.1E-02	5	1.83E-03
394	2.4E-02	5	2.06E-03
395	1.7E-02	5	1.47E-03
396	1.9E-02	5	1.63E-03
397	2.1E-02	5	1.81E-03
398	2.4E-02	5	2.04E-03
399	1.7E-02	5	1.46E-03
400	1.9E-02	5	1.61E-03
401	2.1E-02	5	1.79E-03
402	2.4E-02	5	2.01E-03
403	2.7E-02	5	2.27E-03
404	1.7E-02	5	1.43E-03
405	1.9E-02	5	1.58E-03
406	2.1E-02	5	1.76E-03
407	2.3E-02	5	1.96E-03
408	2.6E-02	5	2.21E-03
409	3.0E-02	5	2.53E-03
410	3.4E-02	5	2.93E-03
411	4.0E-02	5	3.45E-03
412	1.8E-02	5	1.55E-03
413	2.0E-02	5	1.71E-03
414	2.2E-02	5	1.91E-03
415	2.5E-02	5	2.15E-03
416	2.9E-02	5	2.44E-03
417	3.3E-02	5	2.81E-03
418	3.9E-02	5	3.29E-03
419	4.6E-02	5	3.95E-03
420	5.7E-02	5	4.90E-03
421	1.7E-02	5	1.49E-03
422	1.9E-02	5	1.65E-03

Ventura Ranch
P2 (on) - Grading

Max Cancer Risk Cancer Risk		*Chronic Non Cancer Risk*	
Receptor #	Total Risk/ Million	REL	HI Offroad
423	2.2E-02	5	1.84E-03
424	2.4E-02	5	2.06E-03
425	2.7E-02	5	2.34E-03
426	3.1E-02	5	2.68E-03
427	3.7E-02	5	3.12E-03
428	4.4E-02	5	3.73E-03
429	5.4E-02	5	4.58E-03
430	6.9E-02	5	5.88E-03
431	9.3E-02	5	7.94E-03
432	1.3E-01	5	1.13E-02
433	1.9E-02	5	1.58E-03
434	2.1E-02	5	1.76E-03
435	2.3E-02	5	1.97E-03
436	2.6E-02	5	2.22E-03
437	3.0E-02	5	2.54E-03
438	3.5E-02	5	2.94E-03
439	4.1E-02	5	3.49E-03
440	5.0E-02	5	4.26E-03
441	6.4E-02	5	5.43E-03
442	8.6E-02	5	7.36E-03
443	1.8E-02	5	1.49E-03
444	1.9E-02	5	1.66E-03
445	2.2E-02	5	1.85E-03
446	2.4E-02	5	2.09E-03
447	2.8E-02	5	2.38E-03
448	3.2E-02	5	2.75E-03
449	3.8E-02	5	3.24E-03
450	4.6E-02	5	3.92E-03
451	5.8E-02	5	4.95E-03
452	7.8E-02	5	6.67E-03
453	1.6E-02	5	1.39E-03

Ventura Ranch
P2 (on) - Grading

Max Cancer Risk Cancer Risk		*Chronic Non Cancer Risk*	
Receptor #	Total Risk/ Million	REL	HI Offroad
454	1.8E-02	5	1.54E-03
455	2.0E-02	5	1.72E-03
456	2.3E-02	5	1.93E-03
457	2.6E-02	5	2.20E-03
458	3.0E-02	5	2.53E-03
459	3.5E-02	5	2.97E-03
460	4.2E-02	5	3.57E-03
461	5.2E-02	5	4.46E-03
462	6.9E-02	5	5.92E-03
463	2.7E-02	5	2.29E-03
464	3.1E-02	5	2.67E-03
465	3.7E-02	5	3.19E-03
466	4.6E-02	5	3.94E-03
467	6.0E-02	5	5.13E-03
0	0.0E+00	5	0.00E+00
0	0.0E+00	5	0.00E+00
0	0.0E+00	5	0.00E+00
0	0.0E+00	5	0.00E+00
0	0.0E+00	5	0.00E+00
0	0.0E+00	5	0.00E+00
0	0.0E+00	5	0.00E+00
0	0.0E+00	5	0.00E+00
0	0.0E+00	5	0.00E+00
0	0.0E+00	5	0.00E+00
0	0.0E+00	5	0.00E+00
0	0.0E+00	5	0.00E+00
0	0.0E+00	5	0.00E+00
0	0.0E+00	5	0.00E+00
0	0.0E+00	5	0.00E+00
0	0.0E+00	5	0.00E+00

Ventura Ranch
P2 (on) - Grading

Max Cancer Risk Cancer Risk	
Receptor #	Total Risk/ Million
0	0.0E+00
0	0.0E+00
0	0.0E+00
0	0.0E+00
0	0.0E+00
0	0.0E+00
0	0.0E+00
0	0.0E+00
0	0.0E+00
0	0.0E+00
0	0.0E+00
0	0.0E+00
0	0.0E+00
0	0.0E+00
0	0.0E+00
0	0.0E+00
0	0.0E+00
0	0.0E+00
0	0.0E+00
0	0.0E+00
0	0.0E+00
0	0.0E+00
0	0.0E+00
0	0.0E+00
0	0.0E+00
0	0.0E+00
0	0.0E+00
0	0.0E+00
0	0.0E+00
0	0.0E+00
0	0.0E+00
0	0.0E+00
0	0.0E+00
0	0.0E+00
0	0.0E+00
0	0.0E+00
0	0.0E+00
0	0.0E+00

Chronic Non Cancer Risk	
REL	HI Offroad
5	0.00E+00
5	0.00E+00
5	0.00E+00
5	0.00E+00
5	0.00E+00
5	0.00E+00
5	0.00E+00
5	0.00E+00
5	0.00E+00
5	0.00E+00
5	0.00E+00
5	0.00E+00
5	0.00E+00
5	0.00E+00
5	0.00E+00
5	0.00E+00
5	0.00E+00
5	0.00E+00
5	0.00E+00
5	0.00E+00
5	0.00E+00
5	0.00E+00
5	0.00E+00
5	0.00E+00
5	0.00E+00
5	0.00E+00
5	0.00E+00
5	0.00E+00
5	0.00E+00
5	0.00E+00
5	0.00E+00
5	0.00E+00
5	0.00E+00
5	0.00E+00
5	0.00E+00
5	0.00E+00

Ventura Ranch
P2 (on) - Grading

Max Cancer Risk Cancer Risk	
Receptor #	Total Risk/ Million
0	0.0E+00
0	0.0E+00
0	0.0E+00
0	0.0E+00
0	0.0E+00
0	0.0E+00
0	0.0E+00
0	0.0E+00
0	0.0E+00
0	0.0E+00
0	0.0E+00
0	0.0E+00
0	0.0E+00
0	0.0E+00
0	0.0E+00
0	0.0E+00
0	0.0E+00
0	0.0E+00
0	0.0E+00
0	0.0E+00
0	0.0E+00
0	0.0E+00
0	0.0E+00
0	0.0E+00
0	0.0E+00
0	0.0E+00
0	0.0E+00
0	0.0E+00
0	0.0E+00
0	0.0E+00
0	0.0E+00
0	0.0E+00
0	0.0E+00
0	0.0E+00
0	0.0E+00
0	0.0E+00
0	0.0E+00
0	0.0E+00

Chronic Non Cancer Risk	
REL	HI Offroad
5	0.00E+00
5	0.00E+00
5	0.00E+00
5	0.00E+00
5	0.00E+00
5	0.00E+00
5	0.00E+00
5	0.00E+00
5	0.00E+00
5	0.00E+00
5	0.00E+00
5	0.00E+00
5	0.00E+00
5	0.00E+00
5	0.00E+00
5	0.00E+00
5	0.00E+00
5	0.00E+00
5	0.00E+00
5	0.00E+00
5	0.00E+00
5	0.00E+00
5	0.00E+00
5	0.00E+00
5	0.00E+00
5	0.00E+00
5	0.00E+00
5	0.00E+00
5	0.00E+00
5	0.00E+00
5	0.00E+00
5	0.00E+00
5	0.00E+00
5	0.00E+00
5	0.00E+00
5	0.00E+00

Ventura Ranch
P2 (on) - Grading

Max Cancer Risk Cancer Risk	
Receptor #	**Total Risk/ Million**
0	0.0E+00
0	0.0E+00
0	0.0E+00
0	0.0E+00
0	0.0E+00
0	0.0E+00
0	0.0E+00
0	0.0E+00
0	0.0E+00
0	0.0E+00
0	0.0E+00
0	0.0E+00
0	0.0E+00
0	0.0E+00
0	0.0E+00
0	0.0E+00

Chronic Non Cancer Risk	
REL	**HI Offroad**
5	0.00E+00
5	0.00E+00
5	0.00E+00
5	0.00E+00
5	0.00E+00
5	0.00E+00
5	0.00E+00
5	0.00E+00
5	0.00E+00
5	0.00E+00
5	0.00E+00
5	0.00E+00
5	0.00E+00
5	0.00E+00
5	0.00E+00

Ventura Ranch

P3 (on) - Grading Haul or Vendor Risk

		Cancer Risk from 2 to 16 years								
Receptor #	Conc	g/sec	Cair	Dose Constant	Dose	ED	Risk Constant	Risk	Constant 2	Risk/ Million
361	2.62403	1.47E-05	3.8E-05	6.05E-04	2.33E-08	0.08	4.71E-02	9.02E-11	1.0E+06	9.0E-05
362	2.1336	1.47E-05	3.1E-05	6.05E-04	1.89E-08	0.08	4.71E-02	7.33E-11	1.0E+06	7.3E-05
363	1.76707	1.47E-05	2.6E-05	6.05E-04	1.57E-08	0.08	4.71E-02	6.07E-11	1.0E+06	6.1E-05
364	1.51981	1.47E-05	2.2E-05	6.05E-04	1.35E-08	0.08	4.71E-02	5.22E-11	1.0E+06	5.2E-05
365	3.22002	1.47E-05	4.7E-05	6.05E-04	2.86E-08	0.08	4.71E-02	1.11E-10	1.0E+06	1.1E-04
366	2.55561	1.47E-05	3.7E-05	6.05E-04	2.27E-08	0.08	4.71E-02	8.78E-11	1.0E+06	8.8E-05
367	2.06824	1.47E-05	3.0E-05	6.05E-04	1.83E-08	0.08	4.71E-02	7.11E-11	1.0E+06	7.1E-05
368	1.74949	1.47E-05	2.6E-05	6.05E-04	1.55E-08	0.08	4.71E-02	6.01E-11	1.0E+06	6.0E-05
369	1.52484	1.47E-05	2.2E-05	6.05E-04	1.35E-08	0.08	4.71E-02	5.24E-11	1.0E+06	5.2E-05
370	1.35115	1.47E-05	2.0E-05	6.05E-04	1.20E-08	0.08	4.71E-02	4.64E-11	1.0E+06	4.6E-05
371	4.11855	1.47E-05	6.0E-05	6.05E-04	3.65E-08	0.08	4.71E-02	1.42E-10	1.0E+06	1.4E-04
372	3.16891	1.47E-05	4.6E-05	6.05E-04	2.81E-08	0.08	4.71E-02	1.09E-10	1.0E+06	1.1E-04
373	2.48364	1.47E-05	3.6E-05	6.05E-04	2.20E-08	0.08	4.71E-02	8.54E-11	1.0E+06	8.5E-05
374	2.05415	1.47E-05	3.0E-05	6.05E-04	1.82E-08	0.08	4.71E-02	7.06E-11	1.0E+06	7.1E-05
375	1.75759	1.47E-05	2.6E-05	6.05E-04	1.56E-08	0.08	4.71E-02	6.04E-11	1.0E+06	6.0E-05
376	5.5996	1.47E-05	8.2E-05	6.05E-04	4.97E-08	0.08	4.71E-02	1.92E-10	1.0E+06	1.9E-04
377	4.13073	1.47E-05	6.1E-05	6.05E-04	3.66E-08	0.08	4.71E-02	1.42E-10	1.0E+06	1.4E-04
378	3.08477	1.47E-05	4.5E-05	6.05E-04	2.74E-08	0.08	4.71E-02	1.06E-10	1.0E+06	1.1E-04
379	2.46742	1.47E-05	3.6E-05	6.05E-04	2.19E-08	0.08	4.71E-02	8.48E-11	1.0E+06	8.5E-05
380	2.04822	1.47E-05	3.0E-05	6.05E-04	1.82E-08	0.08	4.71E-02	7.04E-11	1.0E+06	7.0E-05
381	8.37167	1.47E-05	1.2E-04	6.05E-04	7.43E-08	0.08	4.71E-02	2.88E-10	1.0E+06	2.9E-04
382	5.81928	1.47E-05	8.5E-05	6.05E-04	5.16E-08	0.08	4.71E-02	2.00E-10	1.0E+06	2.0E-04
383	4.00553	1.47E-05	5.9E-05	6.05E-04	3.55E-08	0.08	4.71E-02	1.38E-10	1.0E+06	1.4E-04
384	3.02874	1.47E-05	4.4E-05	6.05E-04	2.69E-08	0.08	4.71E-02	1.04E-10	1.0E+06	1.0E-04
385	2.40504	1.47E-05	3.5E-05	6.05E-04	2.13E-08	0.08	4.71E-02	8.27E-11	1.0E+06	8.3E-05
386	14.92661	1.47E-05	2.2E-04	6.05E-04	1.32E-07	0.08	4.71E-02	5.13E-10	1.0E+06	5.1E-04
387	9.51959	1.47E-05	1.4E-04	6.05E-04	8.44E-08	0.08	4.71E-02	3.27E-10	1.0E+06	3.3E-04
388	5.55932	1.47E-05	8.1E-05	6.05E-04	4.93E-08	0.08	4.71E-02	1.91E-10	1.0E+06	1.9E-04
389	3.83655	1.47E-05	5.6E-05	6.05E-04	3.40E-08	0.08	4.71E-02	1.32E-10	1.0E+06	1.3E-04
390	2.88158	1.47E-05	4.2E-05	6.05E-04	2.56E-08	0.08	4.71E-02	9.90E-11	1.0E+06	9.9E-05
391	5.16114	1.47E-05	7.6E-05	6.05E-04	4.58E-08	0.08	4.71E-02	1.77E-10	1.0E+06	1.8E-04

Ventura Ranch

P3 (on) - Grading Haul or Vendor Risk

		Cancer Risk from 2 to 16 years								
Receptor #	Conc	g/sec	Cair	Dose Constant	Dose	ED	Risk Constant	Risk	Constant 2	Risk/ Million
392	6.70715	1.47E-05	9.8E-05	6.05E-04	5.95E-08	0.08	4.71E-02	2.31E-10	1.0E+06	2.3E-04
393	9.00445	1.47E-05	1.3E-04	6.05E-04	7.99E-08	0.08	4.71E-02	3.09E-10	1.0E+06	3.1E-04
394	5.37217	1.47E-05	7.9E-05	6.05E-04	4.76E-08	0.08	4.71E-02	1.85E-10	1.0E+06	1.8E-04
395	8.1767	1.47E-05	1.2E-04	6.05E-04	7.25E-08	0.08	4.71E-02	2.81E-10	1.0E+06	2.8E-04
396	11.24654	1.47E-05	1.6E-04	6.05E-04	9.98E-08	0.08	4.71E-02	3.87E-10	1.0E+06	3.9E-04
397	12.928	1.47E-05	1.9E-04	6.05E-04	1.15E-07	0.08	4.71E-02	4.44E-10	1.0E+06	4.4E-04
398	7.56426	1.47E-05	1.1E-04	6.05E-04	6.71E-08	0.08	4.71E-02	2.60E-10	1.0E+06	2.6E-04
399	10.76434	1.47E-05	1.6E-04	6.05E-04	9.55E-08	0.08	4.71E-02	3.70E-10	1.0E+06	3.7E-04
400	20.11071	1.47E-05	2.9E-04	6.05E-04	1.78E-07	0.08	4.71E-02	6.91E-10	1.0E+06	6.9E-04
401	13.01819	1.47E-05	1.9E-04	6.05E-04	1.15E-07	0.08	4.71E-02	4.47E-10	1.0E+06	4.5E-04
402	8.70654	1.47E-05	1.3E-04	6.05E-04	7.72E-08	0.08	4.71E-02	2.99E-10	1.0E+06	3.0E-04
403	6.07747	1.47E-05	8.9E-05	6.05E-04	5.39E-08	0.08	4.71E-02	2.09E-10	1.0E+06	2.1E-04
404	15.61198	1.47E-05	2.3E-04	6.05E-04	1.38E-07	0.08	4.71E-02	5.37E-10	1.0E+06	5.4E-04
405	16.77604	1.47E-05	2.5E-04	6.05E-04	1.49E-07	0.08	4.71E-02	5.77E-10	1.0E+06	5.8E-04
406	11.72453	1.47E-05	1.7E-04	6.05E-04	1.04E-07	0.08	4.71E-02	4.03E-10	1.0E+06	4.0E-04
407	8.62294	1.47E-05	1.3E-04	6.05E-04	7.65E-08	0.08	4.71E-02	2.96E-10	1.0E+06	3.0E-04
408	6.487	1.47E-05	9.5E-05	6.05E-04	5.75E-08	0.08	4.71E-02	2.23E-10	1.0E+06	2.2E-04
409	4.95785	1.47E-05	7.3E-05	6.05E-04	4.40E-08	0.08	4.71E-02	1.70E-10	1.0E+06	1.7E-04
410	3.84717	1.47E-05	5.6E-05	6.05E-04	3.41E-08	0.08	4.71E-02	1.32E-10	1.0E+06	1.3E-04
411	3.03639	1.47E-05	4.5E-05	6.05E-04	2.69E-08	0.08	4.71E-02	1.04E-10	1.0E+06	1.0E-04
412	14.82714	1.47E-05	2.2E-04	6.05E-04	1.32E-07	0.08	4.71E-02	5.10E-10	1.0E+06	5.1E-04
413	10.71093	1.47E-05	1.6E-04	6.05E-04	9.50E-08	0.08	4.71E-02	3.68E-10	1.0E+06	3.7E-04
414	8.16399	1.47E-05	1.2E-04	6.05E-04	7.24E-08	0.08	4.71E-02	2.81E-10	1.0E+06	2.8E-04
415	6.3995	1.47E-05	9.4E-05	6.05E-04	5.68E-08	0.08	4.71E-02	2.20E-10	1.0E+06	2.2E-04
416	5.09815	1.47E-05	7.5E-05	6.05E-04	4.52E-08	0.08	4.71E-02	1.75E-10	1.0E+06	1.8E-04
417	4.10737	1.47E-05	6.0E-05	6.05E-04	3.64E-08	0.08	4.71E-02	1.41E-10	1.0E+06	1.4E-04
418	3.33407	1.47E-05	4.9E-05	6.05E-04	2.96E-08	0.08	4.71E-02	1.15E-10	1.0E+06	1.1E-04
419	2.72909	1.47E-05	4.0E-05	6.05E-04	2.42E-08	0.08	4.71E-02	9.38E-11	1.0E+06	9.4E-05
420	2.25401	1.47E-05	3.3E-05	6.05E-04	2.00E-08	0.08	4.71E-02	7.75E-11	1.0E+06	7.7E-05
421	13.39498	1.47E-05	2.0E-04	6.05E-04	1.19E-07	0.08	4.71E-02	4.60E-10	1.0E+06	4.6E-04
422	9.87518	1.47E-05	1.4E-04	6.05E-04	8.76E-08	0.08	4.71E-02	3.39E-10	1.0E+06	3.4E-04

Ventura Ranch

P3 (on) - Grading Haul or Vendor Risk

		Cancer Risk from 2 to 16 years								
Receptor #	Conc	g/sec	Cair	Dose Constant	Dose	ED	Risk Constant	Risk	Constant 2	Risk/ Million
423	7.67992	1.47E-05	1.1E-04	6.05E-04	6.81E-08	0.08	4.71E-02	2.64E-10	1.0E+06	2.6E-04
424	6.14761	1.47E-05	9.0E-05	6.05E-04	5.45E-08	0.08	4.71E-02	2.11E-10	1.0E+06	2.1E-04
425	5.02266	1.47E-05	7.4E-05	6.05E-04	4.45E-08	0.08	4.71E-02	1.73E-10	1.0E+06	1.7E-04
426	4.15461	1.47E-05	6.1E-05	6.05E-04	3.68E-08	0.08	4.71E-02	1.43E-10	1.0E+06	1.4E-04
427	3.46286	1.47E-05	5.1E-05	6.05E-04	3.07E-08	0.08	4.71E-02	1.19E-10	1.0E+06	1.2E-04
428	2.90211	1.47E-05	4.3E-05	6.05E-04	2.57E-08	0.08	4.71E-02	9.97E-11	1.0E+06	1.0E-04
429	2.44196	1.47E-05	3.6E-05	6.05E-04	2.17E-08	0.08	4.71E-02	8.39E-11	1.0E+06	8.4E-05
430	2.0627	1.47E-05	3.0E-05	6.05E-04	1.83E-08	0.08	4.71E-02	7.09E-11	1.0E+06	7.1E-05
431	1.75125	1.47E-05	2.6E-05	6.05E-04	1.55E-08	0.08	4.71E-02	6.02E-11	1.0E+06	6.0E-05
432	1.49667	1.47E-05	2.2E-05	6.05E-04	1.33E-08	0.08	4.71E-02	5.14E-11	1.0E+06	5.1E-05
433	9.10182	1.47E-05	1.3E-04	6.05E-04	8.07E-08	0.08	4.71E-02	3.13E-10	1.0E+06	3.1E-04
434	7.21772	1.47E-05	1.1E-04	6.05E-04	6.40E-08	0.08	4.71E-02	2.48E-10	1.0E+06	2.5E-04
435	5.8744	1.47E-05	8.6E-05	6.05E-04	5.21E-08	0.08	4.71E-02	2.02E-10	1.0E+06	2.0E-04
436	4.87484	1.47E-05	7.1E-05	6.05E-04	4.32E-08	0.08	4.71E-02	1.68E-10	1.0E+06	1.7E-04
437	4.09972	1.47E-05	6.0E-05	6.05E-04	3.64E-08	0.08	4.71E-02	1.41E-10	1.0E+06	1.4E-04
438	3.48018	1.47E-05	5.1E-05	6.05E-04	3.09E-08	0.08	4.71E-02	1.20E-10	1.0E+06	1.2E-04
439	2.96935	1.47E-05	4.4E-05	6.05E-04	2.63E-08	0.08	4.71E-02	1.02E-10	1.0E+06	1.0E-04
440	2.54503	1.47E-05	3.7E-05	6.05E-04	2.26E-08	0.08	4.71E-02	8.75E-11	1.0E+06	8.7E-05
441	2.18524	1.47E-05	3.2E-05	6.05E-04	1.94E-08	0.08	4.71E-02	7.51E-11	1.0E+06	7.5E-05
442	1.87983	1.47E-05	2.8E-05	6.05E-04	1.67E-08	0.08	4.71E-02	6.46E-11	1.0E+06	6.5E-05
443	8.32162	1.47E-05	1.2E-04	6.05E-04	7.38E-08	0.08	4.71E-02	2.86E-10	1.0E+06	2.9E-04
444	6.7424	1.47E-05	9.9E-05	6.05E-04	5.98E-08	0.08	4.71E-02	2.32E-10	1.0E+06	2.3E-04
445	5.58313	1.47E-05	8.2E-05	6.05E-04	4.95E-08	0.08	4.71E-02	1.92E-10	1.0E+06	1.9E-04
446	4.69492	1.47E-05	6.9E-05	6.05E-04	4.16E-08	0.08	4.71E-02	1.61E-10	1.0E+06	1.6E-04
447	3.99747	1.47E-05	5.9E-05	6.05E-04	3.55E-08	0.08	4.71E-02	1.37E-10	1.0E+06	1.4E-04
448	3.43475	1.47E-05	5.0E-05	6.05E-04	3.05E-08	0.08	4.71E-02	1.18E-10	1.0E+06	1.2E-04
449	2.97032	1.47E-05	4.4E-05	6.05E-04	2.63E-08	0.08	4.71E-02	1.02E-10	1.0E+06	1.0E-04
450	2.58096	1.47E-05	3.8E-05	6.05E-04	2.29E-08	0.08	4.71E-02	8.87E-11	1.0E+06	8.9E-05
451	2.24778	1.47E-05	3.3E-05	6.05E-04	1.99E-08	0.08	4.71E-02	7.72E-11	1.0E+06	7.7E-05
452	1.96183	1.47E-05	2.9E-05	6.05E-04	1.74E-08	0.08	4.71E-02	6.74E-11	1.0E+06	6.7E-05
453	7.68081	1.47E-05	1.1E-04	6.05E-04	6.81E-08	0.08	4.71E-02	2.64E-10	1.0E+06	2.6E-04

Ventura Ranch

P3 (on) - Grading Haul or Vendor Risk

		Cancer Risk from 2 to 16 years								
Receptor #	Conc	g/sec	Cair	Dose Constant	Dose	ED	Risk Constant	Risk	Constant 2	Risk/ Million
454	6.33311	1.47E-05	9.3E-05	6.05E-04	5.62E-08	0.08	4.71E-02	2.18E-10	1.0E+06	2.2E-04
455	5.28958	1.47E-05	7.8E-05	6.05E-04	4.69E-08	0.08	4.71E-02	1.82E-10	1.0E+06	1.8E-04
456	4.49231	1.47E-05	6.6E-05	6.05E-04	3.98E-08	0.08	4.71E-02	1.54E-10	1.0E+06	1.5E-04
457	3.86688	1.47E-05	5.7E-05	6.05E-04	3.43E-08	0.08	4.71E-02	1.33E-10	1.0E+06	1.3E-04
458	3.35453	1.47E-05	4.9E-05	6.05E-04	2.98E-08	0.08	4.71E-02	1.15E-10	1.0E+06	1.2E-04
459	2.92933	1.47E-05	4.3E-05	6.05E-04	2.60E-08	0.08	4.71E-02	1.01E-10	1.0E+06	1.0E-04
460	2.57274	1.47E-05	3.8E-05	6.05E-04	2.28E-08	0.08	4.71E-02	8.84E-11	1.0E+06	8.8E-05
461	2.26672	1.47E-05	3.3E-05	6.05E-04	2.01E-08	0.08	4.71E-02	7.79E-11	1.0E+06	7.8E-05
462	2.00125	1.47E-05	2.9E-05	6.05E-04	1.77E-08	0.08	4.71E-02	6.88E-11	1.0E+06	6.9E-05
463	3.2478	1.47E-05	4.8E-05	6.05E-04	2.88E-08	0.08	4.71E-02	1.12E-10	1.0E+06	1.1E-04
464	2.85889	1.47E-05	4.2E-05	6.05E-04	2.54E-08	0.08	4.71E-02	9.83E-11	1.0E+06	9.8E-05
465	2.53473	1.47E-05	3.7E-05	6.05E-04	2.25E-08	0.08	4.71E-02	8.71E-11	1.0E+06	8.7E-05
466	2.25457	1.47E-05	3.3E-05	6.05E-04	2.00E-08	0.08	4.71E-02	7.75E-11	1.0E+06	7.7E-05
467	2.00892	1.47E-05	2.9E-05	6.05E-04	1.78E-08	0.08	4.71E-02	6.90E-11	1.0E+06	6.9E-05
0	0	1.47E-05	0.0E+00	6.05E-04	0.00E+00	0.08	4.71E-02	0.00E+00	1.0E+06	0.0E+00
0	0	1.47E-05	0.0E+00	6.05E-04	0.00E+00	0.08	4.71E-02	0.00E+00	1.0E+06	0.0E+00
0	0	1.47E-05	0.0E+00	6.05E-04	0.00E+00	0.08	4.71E-02	0.00E+00	1.0E+06	0.0E+00
0	0	1.47E-05	0.0E+00	6.05E-04	0.00E+00	0.08	4.71E-02	0.00E+00	1.0E+06	0.0E+00
0	0	1.47E-05	0.0E+00	6.05E-04	0.00E+00	0.08	4.71E-02	0.00E+00	1.0E+06	0.0E+00
0	0	1.47E-05	0.0E+00	6.05E-04	0.00E+00	0.08	4.71E-02	0.00E+00	1.0E+06	0.0E+00
0	0	1.47E-05	0.0E+00	6.05E-04	0.00E+00	0.08	4.71E-02	0.00E+00	1.0E+06	0.0E+00
0	0	1.47E-05	0.0E+00	6.05E-04	0.00E+00	0.08	4.71E-02	0.00E+00	1.0E+06	0.0E+00
0	0	1.47E-05	0.0E+00	6.05E-04	0.00E+00	0.08	4.71E-02	0.00E+00	1.0E+06	0.0E+00
0	0	1.47E-05	0.0E+00	6.05E-04	0.00E+00	0.08	4.71E-02	0.00E+00	1.0E+06	0.0E+00
0	0	1.47E-05	0.0E+00	6.05E-04	0.00E+00	0.08	4.71E-02	0.00E+00	1.0E+06	0.0E+00
0	0	1.47E-05	0.0E+00	6.05E-04	0.00E+00	0.08	4.71E-02	0.00E+00	1.0E+06	0.0E+00
0	0	1.47E-05	0.0E+00	6.05E-04	0.00E+00	0.08	4.71E-02	0.00E+00	1.0E+06	0.0E+00
0	0	1.47E-05	0.0E+00	6.05E-04	0.00E+00	0.08	4.71E-02	0.00E+00	1.0E+06	0.0E+00
0	0	1.47E-05	0.0E+00	6.05E-04	0.00E+00	0.08	4.71E-02	0.00E+00	1.0E+06	0.0E+00
0	0	1.47E-05	0.0E+00	6.05E-04	0.00E+00	0.08	4.71E-02	0.00E+00	1.0E+06	0.0E+00

Ventura Ranch

P3 (on) - Grading Haul or Vendor Risk

						Cancer Risk from 2 to 16 years				
Receptor #	Conc	g/sec	Cair	Dose Constant	Dose	ED	Risk Constant	Risk	Constant 2	Risk/ Million
0	0	1.47E-05	0.0E+00	6.05E-04	0.00E+00	0.08	4.71E-02	0.00E+00	1.0E+06	0.0E+00
0	0	1.47E-05	0.0E+00	6.05E-04	0.00E+00	0.08	4.71E-02	0.00E+00	1.0E+06	0.0E+00
0	0	1.47E-05	0.0E+00	6.05E-04	0.00E+00	0.08	4.71E-02	0.00E+00	1.0E+06	0.0E+00
0	0	1.47E-05	0.0E+00	6.05E-04	0.00E+00	0.08	4.71E-02	0.00E+00	1.0E+06	0.0E+00
0	0	1.47E-05	0.0E+00	6.05E-04	0.00E+00	0.08	4.71E-02	0.00E+00	1.0E+06	0.0E+00
0	0	1.47E-05	0.0E+00	6.05E-04	0.00E+00	0.08	4.71E-02	0.00E+00	1.0E+06	0.0E+00
0	0	1.47E-05	0.0E+00	6.05E-04	0.00E+00	0.08	4.71E-02	0.00E+00	1.0E+06	0.0E+00
0	0	1.47E-05	0.0E+00	6.05E-04	0.00E+00	0.08	4.71E-02	0.00E+00	1.0E+06	0.0E+00
0	0	1.47E-05	0.0E+00	6.05E-04	0.00E+00	0.08	4.71E-02	0.00E+00	1.0E+06	0.0E+00
0	0	1.47E-05	0.0E+00	6.05E-04	0.00E+00	0.08	4.71E-02	0.00E+00	1.0E+06	0.0E+00
0	0	1.47E-05	0.0E+00	6.05E-04	0.00E+00	0.08	4.71E-02	0.00E+00	1.0E+06	0.0E+00
0	0	1.47E-05	0.0E+00	6.05E-04	0.00E+00	0.08	4.71E-02	0.00E+00	1.0E+06	0.0E+00
0	0	1.47E-05	0.0E+00	6.05E-04	0.00E+00	0.08	4.71E-02	0.00E+00	1.0E+06	0.0E+00
0	0	1.47E-05	0.0E+00	6.05E-04	0.00E+00	0.08	4.71E-02	0.00E+00	1.0E+06	0.0E+00
0	0	1.47E-05	0.0E+00	6.05E-04	0.00E+00	0.08	4.71E-02	0.00E+00	1.0E+06	0.0E+00
0	0	1.47E-05	0.0E+00	6.05E-04	0.00E+00	0.08	4.71E-02	0.00E+00	1.0E+06	0.0E+00
0	0	1.47E-05	0.0E+00	6.05E-04	0.00E+00	0.08	4.71E-02	0.00E+00	1.0E+06	0.0E+00
0	0	1.47E-05	0.0E+00	6.05E-04	0.00E+00	0.08	4.71E-02	0.00E+00	1.0E+06	0.0E+00
0	0	1.47E-05	0.0E+00	6.05E-04	0.00E+00	0.08	4.71E-02	0.00E+00	1.0E+06	0.0E+00
0	0	1.47E-05	0.0E+00	6.05E-04	0.00E+00	0.08	4.71E-02	0.00E+00	1.0E+06	0.0E+00
0	0	1.47E-05	0.0E+00	6.05E-04	0.00E+00	0.08	4.71E-02	0.00E+00	1.0E+06	0.0E+00
0	0	1.47E-05	0.0E+00	6.05E-04	0.00E+00	0.08	4.71E-02	0.00E+00	1.0E+06	0.0E+00
0	0	1.47E-05	0.0E+00	6.05E-04	0.00E+00	0.08	4.71E-02	0.00E+00	1.0E+06	0.0E+00
0	0	1.47E-05	0.0E+00	6.05E-04	0.00E+00	0.08	4.71E-02	0.00E+00	1.0E+06	0.0E+00
0	0	1.47E-05	0.0E+00	6.05E-04	0.00E+00	0.08	4.71E-02	0.00E+00	1.0E+06	0.0E+00
0	0	1.47E-05	0.0E+00	6.05E-04	0.00E+00	0.08	4.71E-02	0.00E+00	1.0E+06	0.0E+00
0	0	1.47E-05	0.0E+00	6.05E-04	0.00E+00	0.08	4.71E-02	0.00E+00	1.0E+06	0.0E+00
0	0	1.47E-05	0.0E+00	6.05E-04	0.00E+00	0.08	4.71E-02	0.00E+00	1.0E+06	0.0E+00
0	0	1.47E-05	0.0E+00	6.05E-04	0.00E+00	0.08	4.71E-02	0.00E+00	1.0E+06	0.0E+00
0	0	1.47E-05	0.0E+00	6.05E-04	0.00E+00	0.08	4.71E-02	0.00E+00	1.0E+06	0.0E+00
0	0	1.47E-05	0.0E+00	6.05E-04	0.00E+00	0.08	4.71E-02	0.00E+00	1.0E+06	0.0E+00
0	0	1.47E-05	0.0E+00	6.05E-04	0.00E+00	0.08	4.71E-02	0.00E+00	1.0E+06	0.0E+00

Ventura Ranch

P3 (on) - Grading Haul or Vendor Risk

						Cancer Risk from 2 to 16 years				
Receptor #	Conc	g/sec	Cair	Dose Constant	Dose	ED	Risk Constant	Risk	Constant 2	Risk/ Million
0	0	1.47E-05	0.0E+00	6.05E-04	0.00E+00	0.08	4.71E-02	0.00E+00	1.0E+06	0.0E+00
0	0	1.47E-05	0.0E+00	6.05E-04	0.00E+00	0.08	4.71E-02	0.00E+00	1.0E+06	0.0E+00
0	0	1.47E-05	0.0E+00	6.05E-04	0.00E+00	0.08	4.71E-02	0.00E+00	1.0E+06	0.0E+00
0	0	1.47E-05	0.0E+00	6.05E-04	0.00E+00	0.08	4.71E-02	0.00E+00	1.0E+06	0.0E+00
0	0	1.47E-05	0.0E+00	6.05E-04	0.00E+00	0.08	4.71E-02	0.00E+00	1.0E+06	0.0E+00
0	0	1.47E-05	0.0E+00	6.05E-04	0.00E+00	0.08	4.71E-02	0.00E+00	1.0E+06	0.0E+00
0	0	1.47E-05	0.0E+00	6.05E-04	0.00E+00	0.08	4.71E-02	0.00E+00	1.0E+06	0.0E+00
0	0	1.47E-05	0.0E+00	6.05E-04	0.00E+00	0.08	4.71E-02	0.00E+00	1.0E+06	0.0E+00
0	0	1.47E-05	0.0E+00	6.05E-04	0.00E+00	0.08	4.71E-02	0.00E+00	1.0E+06	0.0E+00
0	0	1.47E-05	0.0E+00	6.05E-04	0.00E+00	0.08	4.71E-02	0.00E+00	1.0E+06	0.0E+00
0	0	1.47E-05	0.0E+00	6.05E-04	0.00E+00	0.08	4.71E-02	0.00E+00	1.0E+06	0.0E+00
0	0	1.47E-05	0.0E+00	6.05E-04	0.00E+00	0.08	4.71E-02	0.00E+00	1.0E+06	0.0E+00
0	0	1.47E-05	0.0E+00	6.05E-04	0.00E+00	0.08	4.71E-02	0.00E+00	1.0E+06	0.0E+00
0	0	1.47E-05	0.0E+00	6.05E-04	0.00E+00	0.08	4.71E-02	0.00E+00	1.0E+06	0.0E+00
0	0	1.47E-05	0.0E+00	6.05E-04	0.00E+00	0.08	4.71E-02	0.00E+00	1.0E+06	0.0E+00
0	0	1.47E-05	0.0E+00	6.05E-04	0.00E+00	0.08	4.71E-02	0.00E+00	1.0E+06	0.0E+00
0	0	1.47E-05	0.0E+00	6.05E-04	0.00E+00	0.08	4.71E-02	0.00E+00	1.0E+06	0.0E+00
0	0	1.47E-05	0.0E+00	6.05E-04	0.00E+00	0.08	4.71E-02	0.00E+00	1.0E+06	0.0E+00
0	0	1.47E-05	0.0E+00	6.05E-04	0.00E+00	0.08	4.71E-02	0.00E+00	1.0E+06	0.0E+00
0	0	1.47E-05	0.0E+00	6.05E-04	0.00E+00	0.08	4.71E-02	0.00E+00	1.0E+06	0.0E+00
0	0	1.47E-05	0.0E+00	6.05E-04	0.00E+00	0.08	4.71E-02	0.00E+00	1.0E+06	0.0E+00
0	0	1.47E-05	0.0E+00	6.05E-04	0.00E+00	0.08	4.71E-02	0.00E+00	1.0E+06	0.0E+00
0	0	1.47E-05	0.0E+00	6.05E-04	0.00E+00	0.08	4.71E-02	0.00E+00	1.0E+06	0.0E+00
0	0	1.47E-05	0.0E+00	6.05E-04	0.00E+00	0.08	4.71E-02	0.00E+00	1.0E+06	0.0E+00
0	0	1.47E-05	0.0E+00	6.05E-04	0.00E+00	0.08	4.71E-02	0.00E+00	1.0E+06	0.0E+00
0	0	1.47E-05	0.0E+00	6.05E-04	0.00E+00	0.08	4.71E-02	0.00E+00	1.0E+06	0.0E+00
0	0	1.47E-05	0.0E+00	6.05E-04	0.00E+00	0.08	4.71E-02	0.00E+00	1.0E+06	0.0E+00
0	0	1.47E-05	0.0E+00	6.05E-04	0.00E+00	0.08	4.71E-02	0.00E+00	1.0E+06	0.0E+00
0	0	1.47E-05	0.0E+00	6.05E-04	0.00E+00	0.08	4.71E-02	0.00E+00	1.0E+06	0.0E+00
0	0	1.47E-05	0.0E+00	6.05E-04	0.00E+00	0.08	4.71E-02	0.00E+00	1.0E+06	0.0E+00
0	0	1.47E-05	0.0E+00	6.05E-04	0.00E+00	0.08	4.71E-02	0.00E+00	1.0E+06	0.0E+00
0	0	1.47E-05	0.0E+00	6.05E-04	0.00E+00	0.08	4.71E-02	0.00E+00	1.0E+06	0.0E+00

Ventura Ranch

P3 (on) - Grading Haul or Vendor Risk

						Cancer Risk from 2 to 16 years				
Receptor #	Conc	g/sec	Cair	Dose Constant	Dose	ED	Risk Constant	Risk	Constant 2	Risk/ Million
0	0	1.47E-05	0.0E+00	6.05E-04	0.00E+00	0.08	4.71E-02	0.00E+00	1.0E+06	0.0E+00
0	0	1.47E-05	0.0E+00	6.05E-04	0.00E+00	0.08	4.71E-02	0.00E+00	1.0E+06	0.0E+00
0	0	1.47E-05	0.0E+00	6.05E-04	0.00E+00	0.08	4.71E-02	0.00E+00	1.0E+06	0.0E+00
0	0	1.47E-05	0.0E+00	6.05E-04	0.00E+00	0.08	4.71E-02	0.00E+00	1.0E+06	0.0E+00
0	0	1.47E-05	0.0E+00	6.05E-04	0.00E+00	0.08	4.71E-02	0.00E+00	1.0E+06	0.0E+00
0	0	1.47E-05	0.0E+00	6.05E-04	0.00E+00	0.08	4.71E-02	0.00E+00	1.0E+06	0.0E+00
0	0	1.47E-05	0.0E+00	6.05E-04	0.00E+00	0.08	4.71E-02	0.00E+00	1.0E+06	0.0E+00
0	0	1.47E-05	0.0E+00	6.05E-04	0.00E+00	0.08	4.71E-02	0.00E+00	1.0E+06	0.0E+00
0	0	1.47E-05	0.0E+00	6.05E-04	0.00E+00	0.08	4.71E-02	0.00E+00	1.0E+06	0.0E+00
0	0	1.47E-05	0.0E+00	6.05E-04	0.00E+00	0.08	4.71E-02	0.00E+00	1.0E+06	0.0E+00
0	0	1.47E-05	0.0E+00	6.05E-04	0.00E+00	0.08	4.71E-02	0.00E+00	1.0E+06	0.0E+00
0	0	1.47E-05	0.0E+00	6.05E-04	0.00E+00	0.08	4.71E-02	0.00E+00	1.0E+06	0.0E+00
0	0	1.47E-05	0.0E+00	6.05E-04	0.00E+00	0.08	4.71E-02	0.00E+00	1.0E+06	0.0E+00
0	0	1.47E-05	0.0E+00	6.05E-04	0.00E+00	0.08	4.71E-02	0.00E+00	1.0E+06	0.0E+00
0	0	1.47E-05	0.0E+00	6.05E-04	0.00E+00	0.08	4.71E-02	0.00E+00	1.0E+06	0.0E+00
0	0	1.47E-05	0.0E+00	6.05E-04	0.00E+00	0.08	4.71E-02	0.00E+00	1.0E+06	0.0E+00
0	0	1.47E-05	0.0E+00	6.05E-04	0.00E+00	0.08	4.71E-02	0.00E+00	1.0E+06	0.0E+00

Ventura Ranch

P2 (on) - Grading Haul or Vendor Risk

Max Cancer Risk Cancer Risk	
Receptor #	**Total Risk/ Million**
361	9.0E-05
362	7.3E-05
363	6.1E-05
364	5.2E-05
365	1.1E-04
366	8.8E-05
367	7.1E-05
368	6.0E-05
369	5.2E-05
370	4.6E-05
371	1.4E-04
372	1.1E-04
373	8.5E-05
374	7.1E-05
375	6.0E-05
376	1.9E-04
377	1.4E-04
378	1.1E-04
379	8.5E-05
380	7.0E-05
381	2.9E-04
382	2.0E-04
383	1.4E-04
384	1.0E-04
385	8.3E-05
386	5.1E-04
387	3.3E-04
388	1.9E-04
389	1.3E-04
390	9.9E-05
391	1.8E-04

Max	**Receptor #**	
0.001	400	Res

Chronic Non Cancer Risk	
REL	**HI Offroad**
5	8.01E-07
5	7.60E-07
5	7.28E-07
5	6.99E-07
5	6.71E-07
5	6.34E-07
5	5.95E-07
5	5.58E-07
5	5.15E-07
5	4.72E-07
5	4.32E-07
5	3.95E-07
5	3.59E-07
5	3.26E-07
5	3.02E-07
5	2.81E-07
5	2.38E-07
5	2.24E-07
5	1.98E-07
5	1.83E-07
5	1.66E-07
5	6.13E-07
5	5.73E-07
5	5.33E-07
5	4.93E-07
5	4.53E-07
5	4.10E-07
5	3.69E-07
5	3.38E-07
5	3.22E-07
5	2.69E-07

Max	**Receptor #**	
6.142E-05	453	Res

Ventura Ranch
P2 (on) - Grading Haul or Vendor Risk

Max Cancer Risk Cancer Risk		*Chronic Non Cancer Risk*	
Receptor #	Total Risk/ Million	REL	HI Offroad
392	2.3E-04	5	2.06E-07
393	3.1E-04	5	2.01E-07
394	1.8E-04	5	2.05E-07
395	2.8E-04	5	3.87E-07
396	3.9E-04	5	3.35E-07
397	4.4E-04	5	1.76E-06
398	2.6E-04	5	1.53E-06
399	3.7E-04	5	1.35E-06
400	6.9E-04	5	1.21E-06
401	4.5E-04	5	1.94E-06
402	3.0E-04	5	1.67E-06
403	2.1E-04	5	1.46E-06
404	5.4E-04	5	1.31E-06
405	5.8E-04	5	1.19E-06
406	4.0E-04	5	6.71E-07
407	3.0E-04	5	6.22E-07
408	2.2E-04	5	1.84E-06
409	1.7E-04	5	1.60E-06
410	1.3E-04	5	1.41E-06
411	1.0E-04	5	1.29E-06
412	5.1E-04	5	7.07E-07
413	3.7E-04	5	6.51E-07
414	2.8E-04	5	6.09E-07
415	2.2E-04	5	1.76E-06
416	1.8E-04	5	1.55E-06
417	1.4E-04	5	1.40E-06
418	1.1E-04	5	1.29E-06
419	9.4E-05	5	7.45E-07
420	7.7E-05	5	6.88E-07
421	4.6E-04	5	6.40E-07
422	3.4E-04	5	7.85E-07

Ventura Ranch

P2 (on) - Grading Haul or Vendor Risk

Max Cancer Risk Cancer Risk		*Chronic Non Cancer Risk*	
Receptor #	Total Risk/ Million	REL	HI Offroad
423	2.6E-04	5	7.26E-07
424	2.1E-04	5	6.68E-07
425	1.7E-04	5	7.64E-07
426	1.4E-04	5	2.97E-06
427	1.2E-04	5	2.44E-06
428	1.0E-04	5	3.76E-07
429	8.4E-05	5	3.08E-07
430	7.1E-05	5	2.68E-07
431	6.0E-05	5	2.44E-07
432	5.1E-05	5	3.46E-06
433	3.1E-04	5	2.80E-06
434	2.5E-04	5	4.69E-07
435	2.0E-04	5	3.99E-07
436	1.7E-04	5	3.30E-07
437	1.4E-04	5	2.87E-07
438	1.2E-04	5	2.69E-07
439	1.0E-04	5	4.14E-06
440	8.7E-05	5	3.27E-06
441	7.5E-05	5	4.73E-07
442	6.5E-05	5	4.24E-07
443	2.9E-04	5	3.91E-07
444	2.3E-04	5	3.80E-07
445	1.9E-04	5	3.28E-07
446	1.6E-04	5	5.10E-06
447	1.4E-04	5	3.79E-06
448	1.2E-04	5	4.66E-07
449	1.0E-04	5	4.57E-05
450	8.9E-05	5	3.36E-05
451	7.7E-05	5	5.34E-05
452	6.7E-05	5	3.28E-05
453	2.6E-04	5	6.14E-05

Ventura Ranch
P2 (on) - Grading Haul or Vendor Risk

Max Cancer Risk Cancer Risk		*Chronic Non Cancer Risk*	
Receptor #	Total Risk/ Million	REL	HI Offroad
454	2.2E-04	5	3.82E-05
455	1.8E-04	5	2.66E-05
456	1.5E-04	5	1.95E-05
457	1.3E-04	5	1.46E-05
458	1.2E-04	5	1.14E-05
459	1.0E-04	5	4.03E-05
460	8.8E-05	5	2.90E-05
461	7.8E-05	5	2.19E-05
462	6.9E-05	5	1.70E-05
463	1.1E-04	5	1.33E-05
464	9.8E-05	5	1.05E-05
465	8.7E-05	5	8.45E-06
466	7.7E-05	5	6.92E-06
467	6.9E-05	5	5.80E-06
0	0.0E+00	5	4.93E-06
0	0.0E+00	5	2.99E-05
0	0.0E+00	5	2.31E-05
0	0.0E+00	5	1.83E-05
0	0.0E+00	5	1.43E-05
0	0.0E+00	5	1.17E-05
0	0.0E+00	5	9.74E-06
0	0.0E+00	5	8.01E-06
0	0.0E+00	5	6.69E-06
0	0.0E+00	5	5.66E-06
0	0.0E+00	5	4.82E-06
0	0.0E+00	5	4.11E-06
0	0.0E+00	5	3.53E-06
0	0.0E+00	5	3.07E-06
0	0.0E+00	5	2.66E-06
0	0.0E+00	5	2.36E-05
0	0.0E+00	5	1.91E-05

Ventura Ranch
P2 (on) - Grading Haul or Vendor Risk

Max Cancer Risk Cancer Risk		*Chronic Non Cancer Risk*	
Receptor #	Total Risk/ Million	REL	HI Offroad
0	0.0E+00	5	1.55E-05
0	0.0E+00	5	1.22E-05
0	0.0E+00	5	1.03E-05
0	0.0E+00	5	8.82E-06
0	0.0E+00	5	7.11E-06
0	0.0E+00	5	6.11E-06
0	0.0E+00	5	5.36E-06
0	0.0E+00	5	4.62E-06
0	0.0E+00	5	4.03E-06
0	0.0E+00	5	3.56E-06
0	0.0E+00	5	3.12E-06
0	0.0E+00	5	2.73E-06
0	0.0E+00	5	2.41E-06
0	0.0E+00	5	2.10E-06
0	0.0E+00	5	1.94E-05
0	0.0E+00	5	1.62E-05
0	0.0E+00	5	1.34E-05
0	0.0E+00	5	1.06E-05
0	0.0E+00	5	9.26E-06
0	0.0E+00	5	7.96E-06
0	0.0E+00	5	6.47E-06
0	0.0E+00	5	5.68E-06
0	0.0E+00	5	5.03E-06
0	0.0E+00	5	4.31E-06
0	0.0E+00	5	3.81E-06
0	0.0E+00	5	3.44E-06
0	0.0E+00	5	3.03E-06
0	0.0E+00	5	2.66E-06
0	0.0E+00	5	2.42E-06
0	0.0E+00	5	2.14E-06
0	0.0E+00	5	1.65E-05

Ventura Ranch
P2 (on) - Grading Haul or Vendor Risk

Max Cancer Risk Cancer Risk		*Chronic Non Cancer Risk*	
Receptor #	Total Risk/ Million	REL	HI Offroad
0	0.0E+00	5	1.41E-05
0	0.0E+00	5	1.18E-05
0	0.0E+00	5	9.38E-06
0	0.0E+00	5	8.32E-06
0	0.0E+00	5	7.22E-06
0	0.0E+00	5	5.93E-06
0	0.0E+00	5	5.26E-06
0	0.0E+00	5	4.71E-06
0	0.0E+00	5	4.07E-06
0	0.0E+00	5	3.62E-06
0	0.0E+00	5	3.30E-06
0	0.0E+00	5	2.92E-06
0	0.0E+00	5	2.57E-06
0	0.0E+00	5	2.36E-06
0	0.0E+00	5	2.11E-06
0	0.0E+00	5	1.43E-05
0	0.0E+00	5	1.24E-05
0	0.0E+00	5	1.05E-05
0	0.0E+00	5	8.40E-06
0	0.0E+00	5	7.49E-06
0	0.0E+00	5	6.58E-06
0	0.0E+00	5	5.47E-06
0	0.0E+00	5	4.87E-06
0	0.0E+00	5	4.38E-06
0	0.0E+00	5	3.81E-06
0	0.0E+00	5	3.40E-06
0	0.0E+00	5	3.12E-06
0	0.0E+00	5	2.79E-06
0	0.0E+00	5	2.45E-06
0	0.0E+00	5	2.26E-06
0	0.0E+00	5	2.04E-06

Ventura Ranch

P2 (on) - Grading Haul or Vendor Risk

Max Cancer Risk Cancer Risk	
Receptor #	**Total Risk/ Million**
0	0.0E+00
0	0.0E+00
0	0.0E+00
0	0.0E+00
0	0.0E+00
0	0.0E+00
0	0.0E+00
0	0.0E+00
0	0.0E+00
0	0.0E+00
0	0.0E+00
0	0.0E+00
0	0.0E+00
0	0.0E+00
0	0.0E+00
0	0.0E+00

Chronic Non Cancer Risk	
REL	**HI Offroad**
5	1.28E-05
5	1.11E-05
5	9.45E-06
5	7.58E-06
5	6.78E-06
5	6.02E-06
5	5.02E-06
5	4.49E-06
5	4.07E-06
5	3.58E-06
5	3.20E-06
5	2.96E-06
5	2.66E-06
5	2.32E-06
5	2.17E-06

Ventura Ranch

P3 (on) - Building Construction

		Cancer Risk from 2 to 16 years								
Receptor #	Conc	g/sec	Cair	Dose Constant	Dose	ED	Risk Constant	Risk	Constant 2	Risk/ Million
361	0.9254	3.78E-03	3.5E-03	6.05E-04	2.12E-06	0.84	4.71E-02	8.34E-08	1.0E+06	8.3E-02
362	1.03027	3.78E-03	3.9E-03	6.05E-04	2.36E-06	0.84	4.71E-02	9.28E-08	1.0E+06	9.3E-02
363	1.15965	3.78E-03	4.4E-03	6.05E-04	2.65E-06	0.84	4.71E-02	1.04E-07	1.0E+06	1.0E-01
364	1.31989	3.78E-03	5.0E-03	6.05E-04	3.02E-06	0.84	4.71E-02	1.19E-07	1.0E+06	1.2E-01
365	0.93566	3.78E-03	3.5E-03	6.05E-04	2.14E-06	0.84	4.71E-02	8.43E-08	1.0E+06	8.4E-02
366	1.03894	3.78E-03	3.9E-03	6.05E-04	2.38E-06	0.84	4.71E-02	9.36E-08	1.0E+06	9.4E-02
367	1.16542	3.78E-03	4.4E-03	6.05E-04	2.67E-06	0.84	4.71E-02	1.05E-07	1.0E+06	1.1E-01
368	1.32227	3.78E-03	5.0E-03	6.05E-04	3.02E-06	0.84	4.71E-02	1.19E-07	1.0E+06	1.2E-01
369	1.51827	3.78E-03	5.7E-03	6.05E-04	3.47E-06	0.84	4.71E-02	1.37E-07	1.0E+06	1.4E-01
370	1.76601	3.78E-03	6.7E-03	6.05E-04	4.04E-06	0.84	4.71E-02	1.59E-07	1.0E+06	1.6E-01
371	0.94878	3.78E-03	3.6E-03	6.05E-04	2.17E-06	0.84	4.71E-02	8.55E-08	1.0E+06	8.5E-02
372	1.05133	3.78E-03	4.0E-03	6.05E-04	2.40E-06	0.84	4.71E-02	9.47E-08	1.0E+06	9.5E-02
373	1.17578	3.78E-03	4.4E-03	6.05E-04	2.69E-06	0.84	4.71E-02	1.06E-07	1.0E+06	1.1E-01
374	1.32924	3.78E-03	5.0E-03	6.05E-04	3.04E-06	0.84	4.71E-02	1.20E-07	1.0E+06	1.2E-01
375	1.52051	3.78E-03	5.7E-03	6.05E-04	3.48E-06	0.84	4.71E-02	1.37E-07	1.0E+06	1.4E-01
376	0.96279	3.78E-03	3.6E-03	6.05E-04	2.20E-06	0.84	4.71E-02	8.67E-08	1.0E+06	8.7E-02
377	1.06563	3.78E-03	4.0E-03	6.05E-04	2.44E-06	0.84	4.71E-02	9.60E-08	1.0E+06	9.6E-02
378	1.18941	3.78E-03	4.5E-03	6.05E-04	2.72E-06	0.84	4.71E-02	1.07E-07	1.0E+06	1.1E-01
379	1.33985	3.78E-03	5.1E-03	6.05E-04	3.06E-06	0.84	4.71E-02	1.21E-07	1.0E+06	1.2E-01
380	1.52857	3.78E-03	5.8E-03	6.05E-04	3.50E-06	0.84	4.71E-02	1.38E-07	1.0E+06	1.4E-01
381	0.97708	3.78E-03	3.7E-03	6.05E-04	2.23E-06	0.84	4.71E-02	8.80E-08	1.0E+06	8.8E-02
382	1.07966	3.78E-03	4.1E-03	6.05E-04	2.47E-06	0.84	4.71E-02	9.73E-08	1.0E+06	9.7E-02
383	1.20311	3.78E-03	4.5E-03	6.05E-04	2.75E-06	0.84	4.71E-02	1.08E-07	1.0E+06	1.1E-01
384	1.35229	3.78E-03	5.1E-03	6.05E-04	3.09E-06	0.84	4.71E-02	1.22E-07	1.0E+06	1.2E-01
385	1.53908	3.78E-03	5.8E-03	6.05E-04	3.52E-06	0.84	4.71E-02	1.39E-07	1.0E+06	1.4E-01
386	0.98985	3.78E-03	3.7E-03	6.05E-04	2.26E-06	0.84	4.71E-02	8.92E-08	1.0E+06	8.9E-02
387	1.09225	3.78E-03	4.1E-03	6.05E-04	2.50E-06	0.84	4.71E-02	9.84E-08	1.0E+06	9.8E-02
388	1.2144	3.78E-03	4.6E-03	6.05E-04	2.78E-06	0.84	4.71E-02	1.09E-07	1.0E+06	1.1E-01
389	1.36332	3.78E-03	5.2E-03	6.05E-04	3.12E-06	0.84	4.71E-02	1.23E-07	1.0E+06	1.2E-01
390	1.54778	3.78E-03	5.9E-03	6.05E-04	3.54E-06	0.84	4.71E-02	1.39E-07	1.0E+06	1.4E-01
391	0.99861	3.78E-03	3.8E-03	6.05E-04	2.28E-06	0.84	4.71E-02	9.00E-08	1.0E+06	9.0E-02

Ventura Ranch

P3 (on) - Building Construction

		Cancer Risk from 2 to 16 years								
Receptor #	Conc	g/sec	Cair	Dose Constant	Dose	ED	Risk Constant	Risk	Constant 2	Risk/ Million
392	1.10152	3.78E-03	4.2E-03	6.05E-04	2.52E-06	0.84	4.71E-02	9.92E-08	1.0E+06	9.9E-02
393	1.22333	3.78E-03	4.6E-03	6.05E-04	2.80E-06	0.84	4.71E-02	1.10E-07	1.0E+06	1.1E-01
394	1.37029	3.78E-03	5.2E-03	6.05E-04	3.13E-06	0.84	4.71E-02	1.23E-07	1.0E+06	1.2E-01
395	1.00254	3.78E-03	3.8E-03	6.05E-04	2.29E-06	0.84	4.71E-02	9.03E-08	1.0E+06	9.0E-02
396	1.10549	3.78E-03	4.2E-03	6.05E-04	2.53E-06	0.84	4.71E-02	9.96E-08	1.0E+06	1.0E-01
397	1.22593	3.78E-03	4.6E-03	6.05E-04	2.80E-06	0.84	4.71E-02	1.10E-07	1.0E+06	1.1E-01
398	1.37035	3.78E-03	5.2E-03	6.05E-04	3.13E-06	0.84	4.71E-02	1.23E-07	1.0E+06	1.2E-01
399	0.99973	3.78E-03	3.8E-03	6.05E-04	2.29E-06	0.84	4.71E-02	9.01E-08	1.0E+06	9.0E-02
400	1.10232	3.78E-03	4.2E-03	6.05E-04	2.52E-06	0.84	4.71E-02	9.93E-08	1.0E+06	9.9E-02
401	1.22107	3.78E-03	4.6E-03	6.05E-04	2.79E-06	0.84	4.71E-02	1.10E-07	1.0E+06	1.1E-01
402	1.36239	3.78E-03	5.1E-03	6.05E-04	3.12E-06	0.84	4.71E-02	1.23E-07	1.0E+06	1.2E-01
403	1.53268	3.78E-03	5.8E-03	6.05E-04	3.51E-06	0.84	4.71E-02	1.38E-07	1.0E+06	1.4E-01
404	0.9902	3.78E-03	3.7E-03	6.05E-04	2.26E-06	0.84	4.71E-02	8.92E-08	1.0E+06	8.9E-02
405	1.09122	3.78E-03	4.1E-03	6.05E-04	2.50E-06	0.84	4.71E-02	9.83E-08	1.0E+06	9.8E-02
406	1.20781	3.78E-03	4.6E-03	6.05E-04	2.76E-06	0.84	4.71E-02	1.09E-07	1.0E+06	1.1E-01
407	1.34516	3.78E-03	5.1E-03	6.05E-04	3.08E-06	0.84	4.71E-02	1.21E-07	1.0E+06	1.2E-01
408	1.50954	3.78E-03	5.7E-03	6.05E-04	3.45E-06	0.84	4.71E-02	1.36E-07	1.0E+06	1.4E-01
409	1.71045	3.78E-03	6.5E-03	6.05E-04	3.91E-06	0.84	4.71E-02	1.54E-07	1.0E+06	1.5E-01
410	1.96184	3.78E-03	7.4E-03	6.05E-04	4.49E-06	0.84	4.71E-02	1.77E-07	1.0E+06	1.8E-01
411	2.28549	3.78E-03	8.6E-03	6.05E-04	5.23E-06	0.84	4.71E-02	2.06E-07	1.0E+06	2.1E-01
412	1.07073	3.78E-03	4.0E-03	6.05E-04	2.45E-06	0.84	4.71E-02	9.65E-08	1.0E+06	9.6E-02
413	1.18373	3.78E-03	4.5E-03	6.05E-04	2.71E-06	0.84	4.71E-02	1.07E-07	1.0E+06	1.1E-01
414	1.31635	3.78E-03	5.0E-03	6.05E-04	3.01E-06	0.84	4.71E-02	1.19E-07	1.0E+06	1.2E-01
415	1.47422	3.78E-03	5.6E-03	6.05E-04	3.37E-06	0.84	4.71E-02	1.33E-07	1.0E+06	1.3E-01
416	1.66615	3.78E-03	6.3E-03	6.05E-04	3.81E-06	0.84	4.71E-02	1.50E-07	1.0E+06	1.5E-01
417	1.90315	3.78E-03	7.2E-03	6.05E-04	4.35E-06	0.84	4.71E-02	1.71E-07	1.0E+06	1.7E-01
418	2.20457	3.78E-03	8.3E-03	6.05E-04	5.04E-06	0.84	4.71E-02	1.99E-07	1.0E+06	2.0E-01
419	2.60206	3.78E-03	9.8E-03	6.05E-04	5.95E-06	0.84	4.71E-02	2.34E-07	1.0E+06	2.3E-01
420	3.14784	3.78E-03	1.2E-02	6.05E-04	7.20E-06	0.84	4.71E-02	2.84E-07	1.0E+06	2.8E-01
421	1.03592	3.78E-03	3.9E-03	6.05E-04	2.37E-06	0.84	4.71E-02	9.33E-08	1.0E+06	9.3E-02
422	1.14794	3.78E-03	4.3E-03	6.05E-04	2.63E-06	0.84	4.71E-02	1.03E-07	1.0E+06	1.0E-01

Ventura Ranch

P3 (on) - Building Construction

		Cancer Risk from 2 to 16 years								
Receptor #	Conc	g/sec	Cair	Dose Constant	Dose	ED	Risk Constant	Risk	Constant 2	Risk/ Million
423	1.27494	3.78E-03	4.8E-03	6.05E-04	2.92E-06	0.84	4.71E-02	1.15E-07	1.0E+06	1.1E-01
424	1.42577	3.78E-03	5.4E-03	6.05E-04	3.26E-06	0.84	4.71E-02	1.28E-07	1.0E+06	1.3E-01
425	1.60782	3.78E-03	6.1E-03	6.05E-04	3.68E-06	0.84	4.71E-02	1.45E-07	1.0E+06	1.4E-01
426	1.83067	3.78E-03	6.9E-03	6.05E-04	4.19E-06	0.84	4.71E-02	1.65E-07	1.0E+06	1.6E-01
427	2.1116	3.78E-03	8.0E-03	6.05E-04	4.83E-06	0.84	4.71E-02	1.90E-07	1.0E+06	1.9E-01
428	2.47689	3.78E-03	9.4E-03	6.05E-04	5.66E-06	0.84	4.71E-02	2.23E-07	1.0E+06	2.2E-01
429	2.97319	3.78E-03	1.1E-02	6.05E-04	6.80E-06	0.84	4.71E-02	2.68E-07	1.0E+06	2.7E-01
430	3.68829	3.78E-03	1.4E-02	6.05E-04	8.44E-06	0.84	4.71E-02	3.32E-07	1.0E+06	3.3E-01
431	4.77843	3.78E-03	1.8E-02	6.05E-04	1.09E-05	0.84	4.71E-02	4.31E-07	1.0E+06	4.3E-01
432	6.52211	3.78E-03	2.5E-02	6.05E-04	1.49E-05	0.84	4.71E-02	5.88E-07	1.0E+06	5.9E-01
433	1.10042	3.78E-03	4.2E-03	6.05E-04	2.52E-06	0.84	4.71E-02	9.91E-08	1.0E+06	9.9E-02
434	1.22088	3.78E-03	4.6E-03	6.05E-04	2.79E-06	0.84	4.71E-02	1.10E-07	1.0E+06	1.1E-01
435	1.36322	3.78E-03	5.2E-03	6.05E-04	3.12E-06	0.84	4.71E-02	1.23E-07	1.0E+06	1.2E-01
436	1.53418	3.78E-03	5.8E-03	6.05E-04	3.51E-06	0.84	4.71E-02	1.38E-07	1.0E+06	1.4E-01
437	1.74259	3.78E-03	6.6E-03	6.05E-04	3.99E-06	0.84	4.71E-02	1.57E-07	1.0E+06	1.6E-01
438	2.0034	3.78E-03	7.6E-03	6.05E-04	4.58E-06	0.84	4.71E-02	1.81E-07	1.0E+06	1.8E-01
439	2.33956	3.78E-03	8.8E-03	6.05E-04	5.35E-06	0.84	4.71E-02	2.11E-07	1.0E+06	2.1E-01
440	2.79	3.78E-03	1.1E-02	6.05E-04	6.38E-06	0.84	4.71E-02	2.51E-07	1.0E+06	2.5E-01
441	3.4323	3.78E-03	1.3E-02	6.05E-04	7.85E-06	0.84	4.71E-02	3.09E-07	1.0E+06	3.1E-01
442	4.4191	3.78E-03	1.7E-02	6.05E-04	1.01E-05	0.84	4.71E-02	3.98E-07	1.0E+06	4.0E-01
443	1.04264	3.78E-03	3.9E-03	6.05E-04	2.38E-06	0.84	4.71E-02	9.39E-08	1.0E+06	9.4E-02
444	1.15503	3.78E-03	4.4E-03	6.05E-04	2.64E-06	0.84	4.71E-02	1.04E-07	1.0E+06	1.0E-01
445	1.28715	3.78E-03	4.9E-03	6.05E-04	2.94E-06	0.84	4.71E-02	1.16E-07	1.0E+06	1.2E-01
446	1.44519	3.78E-03	5.5E-03	6.05E-04	3.31E-06	0.84	4.71E-02	1.30E-07	1.0E+06	1.3E-01
447	1.63785	3.78E-03	6.2E-03	6.05E-04	3.75E-06	0.84	4.71E-02	1.48E-07	1.0E+06	1.5E-01
448	1.8779	3.78E-03	7.1E-03	6.05E-04	4.29E-06	0.84	4.71E-02	1.69E-07	1.0E+06	1.7E-01
449	2.18556	3.78E-03	8.3E-03	6.05E-04	5.00E-06	0.84	4.71E-02	1.97E-07	1.0E+06	2.0E-01
450	2.5935	3.78E-03	9.8E-03	6.05E-04	5.93E-06	0.84	4.71E-02	2.34E-07	1.0E+06	2.3E-01
451	3.16637	3.78E-03	1.2E-02	6.05E-04	7.24E-06	0.84	4.71E-02	2.85E-07	1.0E+06	2.9E-01
452	4.03457	3.78E-03	1.5E-02	6.05E-04	9.23E-06	0.84	4.71E-02	3.64E-07	1.0E+06	3.6E-01
453	0.97083	3.78E-03	3.7E-03	6.05E-04	2.22E-06	0.84	4.71E-02	8.75E-08	1.0E+06	8.7E-02

Ventura Ranch

P3 (on) - Building Construction

		Cancer Risk from 2 to 16 years								
Receptor #	Conc	g/sec	Cair	Dose Constant	Dose	ED	Risk Constant	Risk	Constant 2	Risk/ Million
454	1.07436	3.78E-03	4.1E-03	6.05E-04	2.46E-06	0.84	4.71E-02	9.68E-08	1.0E+06	9.7E-02
455	1.19689	3.78E-03	4.5E-03	6.05E-04	2.74E-06	0.84	4.71E-02	1.08E-07	1.0E+06	1.1E-01
456	1.34123	3.78E-03	5.1E-03	6.05E-04	3.07E-06	0.84	4.71E-02	1.21E-07	1.0E+06	1.2E-01
457	1.51548	3.78E-03	5.7E-03	6.05E-04	3.47E-06	0.84	4.71E-02	1.37E-07	1.0E+06	1.4E-01
458	1.73217	3.78E-03	6.5E-03	6.05E-04	3.96E-06	0.84	4.71E-02	1.56E-07	1.0E+06	1.6E-01
459	2.00888	3.78E-03	7.6E-03	6.05E-04	4.59E-06	0.84	4.71E-02	1.81E-07	1.0E+06	1.8E-01
460	2.37332	3.78E-03	9.0E-03	6.05E-04	5.43E-06	0.84	4.71E-02	2.14E-07	1.0E+06	2.1E-01
461	2.87738	3.78E-03	1.1E-02	6.05E-04	6.58E-06	0.84	4.71E-02	2.59E-07	1.0E+06	2.6E-01
462	3.62529	3.78E-03	1.4E-02	6.05E-04	8.29E-06	0.84	4.71E-02	3.27E-07	1.0E+06	3.3E-01
463	1.56699	3.78E-03	5.9E-03	6.05E-04	3.58E-06	0.84	4.71E-02	1.41E-07	1.0E+06	1.4E-01
464	1.80728	3.78E-03	6.8E-03	6.05E-04	4.13E-06	0.84	4.71E-02	1.63E-07	1.0E+06	1.6E-01
465	2.12022	3.78E-03	8.0E-03	6.05E-04	4.85E-06	0.84	4.71E-02	1.91E-07	1.0E+06	1.9E-01
466	2.54906	3.78E-03	9.6E-03	6.05E-04	5.83E-06	0.84	4.71E-02	2.30E-07	1.0E+06	2.3E-01
467	3.17482	3.78E-03	1.2E-02	6.05E-04	7.26E-06	0.84	4.71E-02	2.86E-07	1.0E+06	2.9E-01
0	0	3.78E-03	0.0E+00	6.05E-04	0.00E+00	0.84	4.71E-02	0.00E+00	1.0E+06	0.0E+00
0	0	3.78E-03	0.0E+00	6.05E-04	0.00E+00	0.84	4.71E-02	0.00E+00	1.0E+06	0.0E+00
0	0	3.78E-03	0.0E+00	6.05E-04	0.00E+00	0.84	4.71E-02	0.00E+00	1.0E+06	0.0E+00
0	0	3.78E-03	0.0E+00	6.05E-04	0.00E+00	0.84	4.71E-02	0.00E+00	1.0E+06	0.0E+00
0	0	3.78E-03	0.0E+00	6.05E-04	0.00E+00	0.84	4.71E-02	0.00E+00	1.0E+06	0.0E+00
0	0	3.78E-03	0.0E+00	6.05E-04	0.00E+00	0.84	4.71E-02	0.00E+00	1.0E+06	0.0E+00
0	0	3.78E-03	0.0E+00	6.05E-04	0.00E+00	0.84	4.71E-02	0.00E+00	1.0E+06	0.0E+00
0	0	3.78E-03	0.0E+00	6.05E-04	0.00E+00	0.84	4.71E-02	0.00E+00	1.0E+06	0.0E+00
0	0	3.78E-03	0.0E+00	6.05E-04	0.00E+00	0.84	4.71E-02	0.00E+00	1.0E+06	0.0E+00
0	0	3.78E-03	0.0E+00	6.05E-04	0.00E+00	0.84	4.71E-02	0.00E+00	1.0E+06	0.0E+00
0	0	3.78E-03	0.0E+00	6.05E-04	0.00E+00	0.84	4.71E-02	0.00E+00	1.0E+06	0.0E+00
0	0	3.78E-03	0.0E+00	6.05E-04	0.00E+00	0.84	4.71E-02	0.00E+00	1.0E+06	0.0E+00
0	0	3.78E-03	0.0E+00	6.05E-04	0.00E+00	0.84	4.71E-02	0.00E+00	1.0E+06	0.0E+00
0	0	3.78E-03	0.0E+00	6.05E-04	0.00E+00	0.84	4.71E-02	0.00E+00	1.0E+06	0.0E+00
0	0	3.78E-03	0.0E+00	6.05E-04	0.00E+00	0.84	4.71E-02	0.00E+00	1.0E+06	0.0E+00
0	0	3.78E-03	0.0E+00	6.05E-04	0.00E+00	0.84	4.71E-02	0.00E+00	1.0E+06	0.0E+00

Ventura Ranch

P3 (on) - Building Construction

		Cancer Risk from 2 to 16 years								
Receptor #	Conc	g/sec	Cair	Dose Constant	Dose	ED	Risk Constant	Risk	Constant 2	Risk/ Million
0	0	3.78E-03	0.0E+00	6.05E-04	0.00E+00	0.84	4.71E-02	0.00E+00	1.0E+06	0.0E+00
0	0	3.78E-03	0.0E+00	6.05E-04	0.00E+00	0.84	4.71E-02	0.00E+00	1.0E+06	0.0E+00
0	0	3.78E-03	0.0E+00	6.05E-04	0.00E+00	0.84	4.71E-02	0.00E+00	1.0E+06	0.0E+00
0	0	3.78E-03	0.0E+00	6.05E-04	0.00E+00	0.84	4.71E-02	0.00E+00	1.0E+06	0.0E+00
0	0	3.78E-03	0.0E+00	6.05E-04	0.00E+00	0.84	4.71E-02	0.00E+00	1.0E+06	0.0E+00
0	0	3.78E-03	0.0E+00	6.05E-04	0.00E+00	0.84	4.71E-02	0.00E+00	1.0E+06	0.0E+00
0	0	3.78E-03	0.0E+00	6.05E-04	0.00E+00	0.84	4.71E-02	0.00E+00	1.0E+06	0.0E+00
0	0	3.78E-03	0.0E+00	6.05E-04	0.00E+00	0.84	4.71E-02	0.00E+00	1.0E+06	0.0E+00
0	0	3.78E-03	0.0E+00	6.05E-04	0.00E+00	0.84	4.71E-02	0.00E+00	1.0E+06	0.0E+00
0	0	3.78E-03	0.0E+00	6.05E-04	0.00E+00	0.84	4.71E-02	0.00E+00	1.0E+06	0.0E+00
0	0	3.78E-03	0.0E+00	6.05E-04	0.00E+00	0.84	4.71E-02	0.00E+00	1.0E+06	0.0E+00
0	0	3.78E-03	0.0E+00	6.05E-04	0.00E+00	0.84	4.71E-02	0.00E+00	1.0E+06	0.0E+00
0	0	3.78E-03	0.0E+00	6.05E-04	0.00E+00	0.84	4.71E-02	0.00E+00	1.0E+06	0.0E+00
0	0	3.78E-03	0.0E+00	6.05E-04	0.00E+00	0.84	4.71E-02	0.00E+00	1.0E+06	0.0E+00
0	0	3.78E-03	0.0E+00	6.05E-04	0.00E+00	0.84	4.71E-02	0.00E+00	1.0E+06	0.0E+00
0	0	3.78E-03	0.0E+00	6.05E-04	0.00E+00	0.84	4.71E-02	0.00E+00	1.0E+06	0.0E+00
0	0	3.78E-03	0.0E+00	6.05E-04	0.00E+00	0.84	4.71E-02	0.00E+00	1.0E+06	0.0E+00
0	0	3.78E-03	0.0E+00	6.05E-04	0.00E+00	0.84	4.71E-02	0.00E+00	1.0E+06	0.0E+00
0	0	3.78E-03	0.0E+00	6.05E-04	0.00E+00	0.84	4.71E-02	0.00E+00	1.0E+06	0.0E+00
0	0	3.78E-03	0.0E+00	6.05E-04	0.00E+00	0.84	4.71E-02	0.00E+00	1.0E+06	0.0E+00
0	0	3.78E-03	0.0E+00	6.05E-04	0.00E+00	0.84	4.71E-02	0.00E+00	1.0E+06	0.0E+00
0	0	3.78E-03	0.0E+00	6.05E-04	0.00E+00	0.84	4.71E-02	0.00E+00	1.0E+06	0.0E+00
0	0	3.78E-03	0.0E+00	6.05E-04	0.00E+00	0.84	4.71E-02	0.00E+00	1.0E+06	0.0E+00
0	0	3.78E-03	0.0E+00	6.05E-04	0.00E+00	0.84	4.71E-02	0.00E+00	1.0E+06	0.0E+00
0	0	3.78E-03	0.0E+00	6.05E-04	0.00E+00	0.84	4.71E-02	0.00E+00	1.0E+06	0.0E+00
0	0	3.78E-03	0.0E+00	6.05E-04	0.00E+00	0.84	4.71E-02	0.00E+00	1.0E+06	0.0E+00
0	0	3.78E-03	0.0E+00	6.05E-04	0.00E+00	0.84	4.71E-02	0.00E+00	1.0E+06	0.0E+00
0	0	3.78E-03	0.0E+00	6.05E-04	0.00E+00	0.84	4.71E-02	0.00E+00	1.0E+06	0.0E+00
0	0	3.78E-03	0.0E+00	6.05E-04	0.00E+00	0.84	4.71E-02	0.00E+00	1.0E+06	0.0E+00
0	0	3.78E-03	0.0E+00	6.05E-04	0.00E+00	0.84	4.71E-02	0.00E+00	1.0E+06	0.0E+00
0	0	3.78E-03	0.0E+00	6.05E-04	0.00E+00	0.84	4.71E-02	0.00E+00	1.0E+06	0.0E+00
0	0	3.78E-03	0.0E+00	6.05E-04	0.00E+00	0.84	4.71E-02	0.00E+00	1.0E+06	0.0E+00
0	0	3.78E-03	0.0E+00	6.05E-04	0.00E+00	0.84	4.71E-02	0.00E+00	1.0E+06	0.0E+00
0	0	3.78E-03	0.0E+00	6.05E-04	0.00E+00	0.84	4.71E-02	0.00E+00	1.0E+06	0.0E+00
0	0	3.78E-03	0.0E+00	6.05E-04	0.00E+00	0.84	4.71E-02	0.00E+00	1.0E+06	0.0E+00

Ventura Ranch

P3 (on) - Building Construction

		Cancer Risk from 2 to 16 years								
Receptor #	Conc	g/sec	Cair	Dose Constant	Dose	ED	Risk Constant	Risk	Constant 2	Risk/ Million
0	0	3.78E-03	0.0E+00	6.05E-04	0.00E+00	0.84	4.71E-02	0.00E+00	1.0E+06	0.0E+00
0	0	3.78E-03	0.0E+00	6.05E-04	0.00E+00	0.84	4.71E-02	0.00E+00	1.0E+06	0.0E+00
0	0	3.78E-03	0.0E+00	6.05E-04	0.00E+00	0.84	4.71E-02	0.00E+00	1.0E+06	0.0E+00
0	0	3.78E-03	0.0E+00	6.05E-04	0.00E+00	0.84	4.71E-02	0.00E+00	1.0E+06	0.0E+00
0	0	3.78E-03	0.0E+00	6.05E-04	0.00E+00	0.84	4.71E-02	0.00E+00	1.0E+06	0.0E+00
0	0	3.78E-03	0.0E+00	6.05E-04	0.00E+00	0.84	4.71E-02	0.00E+00	1.0E+06	0.0E+00
0	0	3.78E-03	0.0E+00	6.05E-04	0.00E+00	0.84	4.71E-02	0.00E+00	1.0E+06	0.0E+00
0	0	3.78E-03	0.0E+00	6.05E-04	0.00E+00	0.84	4.71E-02	0.00E+00	1.0E+06	0.0E+00
0	0	3.78E-03	0.0E+00	6.05E-04	0.00E+00	0.84	4.71E-02	0.00E+00	1.0E+06	0.0E+00
0	0	3.78E-03	0.0E+00	6.05E-04	0.00E+00	0.84	4.71E-02	0.00E+00	1.0E+06	0.0E+00
0	0	3.78E-03	0.0E+00	6.05E-04	0.00E+00	0.84	4.71E-02	0.00E+00	1.0E+06	0.0E+00
0	0	3.78E-03	0.0E+00	6.05E-04	0.00E+00	0.84	4.71E-02	0.00E+00	1.0E+06	0.0E+00
0	0	3.78E-03	0.0E+00	6.05E-04	0.00E+00	0.84	4.71E-02	0.00E+00	1.0E+06	0.0E+00
0	0	3.78E-03	0.0E+00	6.05E-04	0.00E+00	0.84	4.71E-02	0.00E+00	1.0E+06	0.0E+00
0	0	3.78E-03	0.0E+00	6.05E-04	0.00E+00	0.84	4.71E-02	0.00E+00	1.0E+06	0.0E+00
0	0	3.78E-03	0.0E+00	6.05E-04	0.00E+00	0.84	4.71E-02	0.00E+00	1.0E+06	0.0E+00
0	0	3.78E-03	0.0E+00	6.05E-04	0.00E+00	0.84	4.71E-02	0.00E+00	1.0E+06	0.0E+00
0	0	3.78E-03	0.0E+00	6.05E-04	0.00E+00	0.84	4.71E-02	0.00E+00	1.0E+06	0.0E+00
0	0	3.78E-03	0.0E+00	6.05E-04	0.00E+00	0.84	4.71E-02	0.00E+00	1.0E+06	0.0E+00
0	0	3.78E-03	0.0E+00	6.05E-04	0.00E+00	0.84	4.71E-02	0.00E+00	1.0E+06	0.0E+00
0	0	3.78E-03	0.0E+00	6.05E-04	0.00E+00	0.84	4.71E-02	0.00E+00	1.0E+06	0.0E+00
0	0	3.78E-03	0.0E+00	6.05E-04	0.00E+00	0.84	4.71E-02	0.00E+00	1.0E+06	0.0E+00
0	0	3.78E-03	0.0E+00	6.05E-04	0.00E+00	0.84	4.71E-02	0.00E+00	1.0E+06	0.0E+00
0	0	3.78E-03	0.0E+00	6.05E-04	0.00E+00	0.84	4.71E-02	0.00E+00	1.0E+06	0.0E+00
0	0	3.78E-03	0.0E+00	6.05E-04	0.00E+00	0.84	4.71E-02	0.00E+00	1.0E+06	0.0E+00
0	0	3.78E-03	0.0E+00	6.05E-04	0.00E+00	0.84	4.71E-02	0.00E+00	1.0E+06	0.0E+00
0	0	3.78E-03	0.0E+00	6.05E-04	0.00E+00	0.84	4.71E-02	0.00E+00	1.0E+06	0.0E+00
0	0	3.78E-03	0.0E+00	6.05E-04	0.00E+00	0.84	4.71E-02	0.00E+00	1.0E+06	0.0E+00
0	0	3.78E-03	0.0E+00	6.05E-04	0.00E+00	0.84	4.71E-02	0.00E+00	1.0E+06	0.0E+00
0	0	3.78E-03	0.0E+00	6.05E-04	0.00E+00	0.84	4.71E-02	0.00E+00	1.0E+06	0.0E+00
0	0	3.78E-03	0.0E+00	6.05E-04	0.00E+00	0.84	4.71E-02	0.00E+00	1.0E+06	0.0E+00
0	0	3.78E-03	0.0E+00	6.05E-04	0.00E+00	0.84	4.71E-02	0.00E+00	1.0E+06	0.0E+00
0	0	3.78E-03	0.0E+00	6.05E-04	0.00E+00	0.84	4.71E-02	0.00E+00	1.0E+06	0.0E+00
0	0	3.78E-03	0.0E+00	6.05E-04	0.00E+00	0.84	4.71E-02	0.00E+00	1.0E+06	0.0E+00
0	0	3.78E-03	0.0E+00	6.05E-04	0.00E+00	0.84	4.71E-02	0.00E+00	1.0E+06	0.0E+00

Ventura Ranch

P3 (on) - Building Construction

						Cancer Risk from 2 to 16 years				
Receptor #	Conc	g/sec	Cair	Dose Constant	Dose	ED	Risk Constant	Risk	Constant 2	Risk/ Million
0	0	3.78E-03	0.0E+00	6.05E-04	0.00E+00	0.84	4.71E-02	0.00E+00	1.0E+06	0.0E+00
0	0	3.78E-03	0.0E+00	6.05E-04	0.00E+00	0.84	4.71E-02	0.00E+00	1.0E+06	0.0E+00
0	0	3.78E-03	0.0E+00	6.05E-04	0.00E+00	0.84	4.71E-02	0.00E+00	1.0E+06	0.0E+00
0	0	3.78E-03	0.0E+00	6.05E-04	0.00E+00	0.84	4.71E-02	0.00E+00	1.0E+06	0.0E+00
0	0	3.78E-03	0.0E+00	6.05E-04	0.00E+00	0.84	4.71E-02	0.00E+00	1.0E+06	0.0E+00
0	0	3.78E-03	0.0E+00	6.05E-04	0.00E+00	0.84	4.71E-02	0.00E+00	1.0E+06	0.0E+00
0	0	3.78E-03	0.0E+00	6.05E-04	0.00E+00	0.84	4.71E-02	0.00E+00	1.0E+06	0.0E+00
0	0	3.78E-03	0.0E+00	6.05E-04	0.00E+00	0.84	4.71E-02	0.00E+00	1.0E+06	0.0E+00
0	0	3.78E-03	0.0E+00	6.05E-04	0.00E+00	0.84	4.71E-02	0.00E+00	1.0E+06	0.0E+00
0	0	3.78E-03	0.0E+00	6.05E-04	0.00E+00	0.84	4.71E-02	0.00E+00	1.0E+06	0.0E+00
0	0	3.78E-03	0.0E+00	6.05E-04	0.00E+00	0.84	4.71E-02	0.00E+00	1.0E+06	0.0E+00
0	0	3.78E-03	0.0E+00	6.05E-04	0.00E+00	0.84	4.71E-02	0.00E+00	1.0E+06	0.0E+00
0	0	3.78E-03	0.0E+00	6.05E-04	0.00E+00	0.84	4.71E-02	0.00E+00	1.0E+06	0.0E+00
0	0	3.78E-03	0.0E+00	6.05E-04	0.00E+00	0.84	4.71E-02	0.00E+00	1.0E+06	0.0E+00
0	0	3.78E-03	0.0E+00	6.05E-04	0.00E+00	0.84	4.71E-02	0.00E+00	1.0E+06	0.0E+00
0	0	3.78E-03	0.0E+00	6.05E-04	0.00E+00	0.84	4.71E-02	0.00E+00	1.0E+06	0.0E+00
0	0	3.78E-03	0.0E+00	6.05E-04	0.00E+00	0.84	4.71E-02	0.00E+00	1.0E+06	0.0E+00

Ventura Ranch
P3 (on) - Building Construction

Max Cancer Risk Cancer Risk	
Receptor #	**Total Risk/ Million**
361	8.3E-02
362	9.3E-02
363	1.0E-01
364	1.2E-01
365	8.4E-02
366	9.4E-02
367	1.1E-01
368	1.2E-01
369	1.4E-01
370	1.6E-01
371	8.5E-02
372	9.5E-02
373	1.1E-01
374	1.2E-01
375	1.4E-01
376	8.7E-02
377	9.6E-02
378	1.1E-01
379	1.2E-01
380	1.4E-01
381	8.8E-02
382	9.7E-02
383	1.1E-01
384	1.2E-01
385	1.4E-01
386	8.9E-02
387	9.8E-02
388	1.1E-01
389	1.2E-01
390	1.4E-01
391	9.0E-02

Max	**Receptor #**	
0.588	432	Res

Chronic Non Cancer Risk	
REL	**HI Offroad**
5	7.00E-04
5	7.79E-04
5	8.77E-04
5	9.98E-04
5	7.07E-04
5	7.85E-04
5	8.81E-04
5	1.00E-03
5	1.15E-03
5	1.34E-03
5	7.17E-04
5	7.95E-04
5	8.89E-04
5	1.00E-03
5	1.15E-03
5	7.28E-04
5	8.06E-04
5	8.99E-04
5	1.01E-03
5	1.16E-03
5	7.39E-04
5	8.16E-04
5	9.10E-04
5	1.02E-03
5	1.16E-03
5	7.48E-04
5	8.26E-04
5	9.18E-04
5	1.03E-03
5	1.17E-03
5	7.55E-04

Max	**Receptor #**	
4.931E-03	432	Res

Ventura Ranch
P3 (on) - Building Construction

Max Cancer Risk Cancer Risk		*Chronic Non Cancer Risk*	
Receptor #	Total Risk/ Million	REL	HI Offroad
392	9.9E-02	5	8.33E-04
393	1.1E-01	5	9.25E-04
394	1.2E-01	5	1.04E-03
395	9.0E-02	5	7.58E-04
396	1.0E-01	5	8.36E-04
397	1.1E-01	5	9.27E-04
398	1.2E-01	5	1.04E-03
399	9.0E-02	5	7.56E-04
400	9.9E-02	5	8.33E-04
401	1.1E-01	5	9.23E-04
402	1.2E-01	5	1.03E-03
403	1.4E-01	5	1.16E-03
404	8.9E-02	5	7.49E-04
405	9.8E-02	5	8.25E-04
406	1.1E-01	5	9.13E-04
407	1.2E-01	5	1.02E-03
408	1.4E-01	5	1.14E-03
409	1.5E-01	5	1.29E-03
410	1.8E-01	5	1.48E-03
411	2.1E-01	5	1.73E-03
412	9.6E-02	5	8.09E-04
413	1.1E-01	5	8.95E-04
414	1.2E-01	5	9.95E-04
415	1.3E-01	5	1.11E-03
416	1.5E-01	5	1.26E-03
417	1.7E-01	5	1.44E-03
418	2.0E-01	5	1.67E-03
419	2.3E-01	5	1.97E-03
420	2.8E-01	5	2.38E-03
421	9.3E-02	5	7.83E-04
422	1.0E-01	5	8.68E-04

Ventura Ranch
P3 (on) - Building Construction

Max Cancer Risk Cancer Risk		*Chronic Non Cancer Risk*	
Receptor #	Total Risk/ Million	REL	HI Offroad
423	1.1E-01	5	9.64E-04
424	1.3E-01	5	1.08E-03
425	1.4E-01	5	1.22E-03
426	1.6E-01	5	1.38E-03
427	1.9E-01	5	1.60E-03
428	2.2E-01	5	1.87E-03
429	2.7E-01	5	2.25E-03
430	3.3E-01	5	2.79E-03
431	4.3E-01	5	3.61E-03
432	5.9E-01	5	4.93E-03
433	9.9E-02	5	8.32E-04
434	1.1E-01	5	9.23E-04
435	1.2E-01	5	1.03E-03
436	1.4E-01	5	1.16E-03
437	1.6E-01	5	1.32E-03
438	1.8E-01	5	1.51E-03
439	2.1E-01	5	1.77E-03
440	2.5E-01	5	2.11E-03
441	3.1E-01	5	2.59E-03
442	4.0E-01	5	3.34E-03
443	9.4E-02	5	7.88E-04
444	1.0E-01	5	8.73E-04
445	1.2E-01	5	9.73E-04
446	1.3E-01	5	1.09E-03
447	1.5E-01	5	1.24E-03
448	1.7E-01	5	1.42E-03
449	2.0E-01	5	1.65E-03
450	2.3E-01	5	1.96E-03
451	2.9E-01	5	2.39E-03
452	3.6E-01	5	3.05E-03
453	8.7E-02	5	7.34E-04

Ventura Ranch
P3 (on) - Building Construction

Max Cancer Risk Cancer Risk		*Chronic Non Cancer Risk*	
Receptor #	Total Risk/ Million	REL	HI Offroad
454	9.7E-02	5	8.12E-04
455	1.1E-01	5	9.05E-04
456	1.2E-01	5	1.01E-03
457	1.4E-01	5	1.15E-03
458	1.6E-01	5	1.31E-03
459	1.8E-01	5	1.52E-03
460	2.1E-01	5	1.79E-03
461	2.6E-01	5	2.18E-03
462	3.3E-01	5	2.74E-03
463	1.4E-01	5	1.18E-03
464	1.6E-01	5	1.37E-03
465	1.9E-01	5	1.60E-03
466	2.3E-01	5	1.93E-03
467	2.9E-01	5	2.40E-03
0	0.0E+00	5	0.00E+00
0	0.0E+00	5	0.00E+00
0	0.0E+00	5	0.00E+00
0	0.0E+00	5	0.00E+00
0	0.0E+00	5	0.00E+00
0	0.0E+00	5	0.00E+00
0	0.0E+00	5	0.00E+00
0	0.0E+00	5	0.00E+00
0	0.0E+00	5	0.00E+00
0	0.0E+00	5	0.00E+00
0	0.0E+00	5	0.00E+00
0	0.0E+00	5	0.00E+00
0	0.0E+00	5	0.00E+00
0	0.0E+00	5	0.00E+00
0	0.0E+00	5	0.00E+00
0	0.0E+00	5	0.00E+00

Ventura Ranch
P3 (on) - Building Construction

Max Cancer Risk Cancer Risk	
Receptor #	Total Risk/ Million
0	0.0E+00
0	0.0E+00
0	0.0E+00
0	0.0E+00
0	0.0E+00
0	0.0E+00
0	0.0E+00
0	0.0E+00
0	0.0E+00
0	0.0E+00
0	0.0E+00
0	0.0E+00
0	0.0E+00
0	0.0E+00
0	0.0E+00
0	0.0E+00
0	0.0E+00
0	0.0E+00
0	0.0E+00
0	0.0E+00
0	0.0E+00
0	0.0E+00
0	0.0E+00
0	0.0E+00
0	0.0E+00
0	0.0E+00
0	0.0E+00
0	0.0E+00
0	0.0E+00
0	0.0E+00
0	0.0E+00
0	0.0E+00
0	0.0E+00
0	0.0E+00
0	0.0E+00
0	0.0E+00

Chronic Non Cancer Risk	
REL	HI Offroad
5	0.00E+00
5	0.00E+00
5	0.00E+00
5	0.00E+00
5	0.00E+00
5	0.00E+00
5	0.00E+00
5	0.00E+00
5	0.00E+00
5	0.00E+00
5	0.00E+00
5	0.00E+00
5	0.00E+00
5	0.00E+00
5	0.00E+00
5	0.00E+00
5	0.00E+00
5	0.00E+00
5	0.00E+00
5	0.00E+00
5	0.00E+00
5	0.00E+00
5	0.00E+00
5	0.00E+00
5	0.00E+00
5	0.00E+00
5	0.00E+00
5	0.00E+00
5	0.00E+00
5	0.00E+00
5	0.00E+00
5	0.00E+00
5	0.00E+00
5	0.00E+00

Ventura Ranch
P3 (on) - Building Construction

Max Cancer Risk Cancer Risk	
Receptor #	Total Risk/ Million
0	0.0E+00
0	0.0E+00
0	0.0E+00
0	0.0E+00
0	0.0E+00
0	0.0E+00
0	0.0E+00
0	0.0E+00
0	0.0E+00
0	0.0E+00
0	0.0E+00
0	0.0E+00
0	0.0E+00
0	0.0E+00
0	0.0E+00
0	0.0E+00
0	0.0E+00
0	0.0E+00
0	0.0E+00
0	0.0E+00
0	0.0E+00
0	0.0E+00
0	0.0E+00
0	0.0E+00
0	0.0E+00
0	0.0E+00
0	0.0E+00
0	0.0E+00
0	0.0E+00
0	0.0E+00
0	0.0E+00
0	0.0E+00
0	0.0E+00
0	0.0E+00
0	0.0E+00
0	0.0E+00

Chronic Non Cancer Risk	
REL	HI Offroad
5	0.00E+00
5	0.00E+00
5	0.00E+00
5	0.00E+00
5	0.00E+00
5	0.00E+00
5	0.00E+00
5	0.00E+00
5	0.00E+00
5	0.00E+00
5	0.00E+00
5	0.00E+00
5	0.00E+00
5	0.00E+00
5	0.00E+00
5	0.00E+00
5	0.00E+00
5	0.00E+00
5	0.00E+00
5	0.00E+00
5	0.00E+00
5	0.00E+00
5	0.00E+00
5	0.00E+00
5	0.00E+00
5	0.00E+00
5	0.00E+00
5	0.00E+00
5	0.00E+00
5	0.00E+00
5	0.00E+00
5	0.00E+00
5	0.00E+00
5	0.00E+00

Ventura Ranch
P3 (on) - Building Construction

Max Cancer Risk Cancer Risk	
Receptor #	**Total Risk/ Million**
0	0.0E+00
0	0.0E+00
0	0.0E+00
0	0.0E+00
0	0.0E+00
0	0.0E+00
0	0.0E+00
0	0.0E+00
0	0.0E+00
0	0.0E+00
0	0.0E+00
0	0.0E+00
0	0.0E+00
0	0.0E+00
0	0.0E+00
0	0.0E+00
0	0.0E+00

Chronic Non Cancer Risk	
REL	**HI Offroad**
5	0.00E+00
5	0.00E+00
5	0.00E+00
5	0.00E+00
5	0.00E+00
5	0.00E+00
5	0.00E+00
5	0.00E+00
5	0.00E+00
5	0.00E+00
5	0.00E+00
5	0.00E+00
5	0.00E+00
5	0.00E+00
5	0.00E+00
5	0.00E+00

Ventura Ranch

P3 (on) - Building Construction Haul or Vendor Risk

							Cancer Risk from 2 to 16 years			
Receptor #	Conc	g/sec	Cair	Dose Constant	Dose	ED	Risk Constant	Risk	Constant 2	Risk/ Million
361	2.62403	2.40E-06	6.3E-06	6.05E-04	3.80E-09	0.84	4.71E-02	1.50E-10	1.0E+06	1.5E-04
362	2.1336	2.40E-06	5.1E-06	6.05E-04	3.09E-09	0.84	4.71E-02	1.22E-10	1.0E+06	1.2E-04
363	1.76707	2.40E-06	4.2E-06	6.05E-04	2.56E-09	0.84	4.71E-02	1.01E-10	1.0E+06	1.0E-04
364	1.51981	2.40E-06	3.6E-06	6.05E-04	2.20E-09	0.84	4.71E-02	8.68E-11	1.0E+06	8.7E-05
365	3.22002	2.40E-06	7.7E-06	6.05E-04	4.67E-09	0.84	4.71E-02	1.84E-10	1.0E+06	1.8E-04
366	2.55561	2.40E-06	6.1E-06	6.05E-04	3.70E-09	0.84	4.71E-02	1.46E-10	1.0E+06	1.5E-04
367	2.06824	2.40E-06	5.0E-06	6.05E-04	3.00E-09	0.84	4.71E-02	1.18E-10	1.0E+06	1.2E-04
368	1.74949	2.40E-06	4.2E-06	6.05E-04	2.54E-09	0.84	4.71E-02	9.99E-11	1.0E+06	1.0E-04
369	1.52484	2.40E-06	3.7E-06	6.05E-04	2.21E-09	0.84	4.71E-02	8.71E-11	1.0E+06	8.7E-05
370	1.35115	2.40E-06	3.2E-06	6.05E-04	1.96E-09	0.84	4.71E-02	7.71E-11	1.0E+06	7.7E-05
371	4.11855	2.40E-06	9.9E-06	6.05E-04	5.97E-09	0.84	4.71E-02	2.35E-10	1.0E+06	2.4E-04
372	3.16891	2.40E-06	7.6E-06	6.05E-04	4.59E-09	0.84	4.71E-02	1.81E-10	1.0E+06	1.8E-04
373	2.48364	2.40E-06	5.9E-06	6.05E-04	3.60E-09	0.84	4.71E-02	1.42E-10	1.0E+06	1.4E-04
374	2.05415	2.40E-06	4.9E-06	6.05E-04	2.98E-09	0.84	4.71E-02	1.17E-10	1.0E+06	1.2E-04
375	1.75759	2.40E-06	4.2E-06	6.05E-04	2.55E-09	0.84	4.71E-02	1.00E-10	1.0E+06	1.0E-04
376	5.5996	2.40E-06	1.3E-05	6.05E-04	8.12E-09	0.84	4.71E-02	3.20E-10	1.0E+06	3.2E-04
377	4.13073	2.40E-06	9.9E-06	6.05E-04	5.99E-09	0.84	4.71E-02	2.36E-10	1.0E+06	2.4E-04
378	3.08477	2.40E-06	7.4E-06	6.05E-04	4.47E-09	0.84	4.71E-02	1.76E-10	1.0E+06	1.8E-04
379	2.46742	2.40E-06	5.9E-06	6.05E-04	3.58E-09	0.84	4.71E-02	1.41E-10	1.0E+06	1.4E-04
380	2.04822	2.40E-06	4.9E-06	6.05E-04	2.97E-09	0.84	4.71E-02	1.17E-10	1.0E+06	1.2E-04
381	8.37167	2.40E-06	2.0E-05	6.05E-04	1.21E-08	0.84	4.71E-02	4.78E-10	1.0E+06	4.8E-04
382	5.81928	2.40E-06	1.4E-05	6.05E-04	8.43E-09	0.84	4.71E-02	3.32E-10	1.0E+06	3.3E-04
383	4.00553	2.40E-06	9.6E-06	6.05E-04	5.81E-09	0.84	4.71E-02	2.29E-10	1.0E+06	2.3E-04
384	3.02874	2.40E-06	7.3E-06	6.05E-04	4.39E-09	0.84	4.71E-02	1.73E-10	1.0E+06	1.7E-04
385	2.40504	2.40E-06	5.8E-06	6.05E-04	3.49E-09	0.84	4.71E-02	1.37E-10	1.0E+06	1.4E-04
386	14.92661	2.40E-06	3.6E-05	6.05E-04	2.16E-08	0.84	4.71E-02	8.52E-10	1.0E+06	8.5E-04
387	9.51959	2.40E-06	2.3E-05	6.05E-04	1.38E-08	0.84	4.71E-02	5.43E-10	1.0E+06	5.4E-04
388	5.55932	2.40E-06	1.3E-05	6.05E-04	8.06E-09	0.84	4.71E-02	3.17E-10	1.0E+06	3.2E-04
389	3.83655	2.40E-06	9.2E-06	6.05E-04	5.56E-09	0.84	4.71E-02	2.19E-10	1.0E+06	2.2E-04
390	2.88158	2.40E-06	6.9E-06	6.05E-04	4.18E-09	0.84	4.71E-02	1.65E-10	1.0E+06	1.6E-04
391	5.16114	2.40E-06	1.2E-05	6.05E-04	7.48E-09	0.84	4.71E-02	2.95E-10	1.0E+06	2.9E-04

Ventura Ranch

P3 (on) - Building Construction Haul or Vendor Risk

		Cancer Risk from 2 to 16 years								
Receptor #	Conc	g/sec	Cair	Dose Constant	Dose	ED	Risk Constant	Risk	Constant 2	Risk/ Million
392	6.70715	2.40E-06	1.6E-05	6.05E-04	9.72E-09	0.84	4.71E-02	3.83E-10	1.0E+06	3.8E-04
393	9.00445	2.40E-06	2.2E-05	6.05E-04	1.30E-08	0.84	4.71E-02	5.14E-10	1.0E+06	5.1E-04
394	5.37217	2.40E-06	1.3E-05	6.05E-04	7.79E-09	0.84	4.71E-02	3.07E-10	1.0E+06	3.1E-04
395	8.1767	2.40E-06	2.0E-05	6.05E-04	1.19E-08	0.84	4.71E-02	4.67E-10	1.0E+06	4.7E-04
396	11.24654	2.40E-06	2.7E-05	6.05E-04	1.63E-08	0.84	4.71E-02	6.42E-10	1.0E+06	6.4E-04
397	12.928	2.40E-06	3.1E-05	6.05E-04	1.87E-08	0.84	4.71E-02	7.38E-10	1.0E+06	7.4E-04
398	7.56426	2.40E-06	1.8E-05	6.05E-04	1.10E-08	0.84	4.71E-02	4.32E-10	1.0E+06	4.3E-04
399	10.76434	2.40E-06	2.6E-05	6.05E-04	1.56E-08	0.84	4.71E-02	6.15E-10	1.0E+06	6.1E-04
400	20.11071	2.40E-06	4.8E-05	6.05E-04	2.91E-08	0.84	4.71E-02	1.15E-09	1.0E+06	1.1E-03
401	13.01819	2.40E-06	3.1E-05	6.05E-04	1.89E-08	0.84	4.71E-02	7.43E-10	1.0E+06	7.4E-04
402	8.70654	2.40E-06	2.1E-05	6.05E-04	1.26E-08	0.84	4.71E-02	4.97E-10	1.0E+06	5.0E-04
403	6.07747	2.40E-06	1.5E-05	6.05E-04	8.81E-09	0.84	4.71E-02	3.47E-10	1.0E+06	3.5E-04
404	15.61198	2.40E-06	3.7E-05	6.05E-04	2.26E-08	0.84	4.71E-02	8.91E-10	1.0E+06	8.9E-04
405	16.77604	2.40E-06	4.0E-05	6.05E-04	2.43E-08	0.84	4.71E-02	9.58E-10	1.0E+06	9.6E-04
406	11.72453	2.40E-06	2.8E-05	6.05E-04	1.70E-08	0.84	4.71E-02	6.69E-10	1.0E+06	6.7E-04
407	8.62294	2.40E-06	2.1E-05	6.05E-04	1.25E-08	0.84	4.71E-02	4.92E-10	1.0E+06	4.9E-04
408	6.487	2.40E-06	1.6E-05	6.05E-04	9.40E-09	0.84	4.71E-02	3.70E-10	1.0E+06	3.7E-04
409	4.95785	2.40E-06	1.2E-05	6.05E-04	7.19E-09	0.84	4.71E-02	2.83E-10	1.0E+06	2.8E-04
410	3.84717	2.40E-06	9.2E-06	6.05E-04	5.58E-09	0.84	4.71E-02	2.20E-10	1.0E+06	2.2E-04
411	3.03639	2.40E-06	7.3E-06	6.05E-04	4.40E-09	0.84	4.71E-02	1.73E-10	1.0E+06	1.7E-04
412	14.82714	2.40E-06	3.6E-05	6.05E-04	2.15E-08	0.84	4.71E-02	8.46E-10	1.0E+06	8.5E-04
413	10.71093	2.40E-06	2.6E-05	6.05E-04	1.55E-08	0.84	4.71E-02	6.11E-10	1.0E+06	6.1E-04
414	8.16399	2.40E-06	2.0E-05	6.05E-04	1.18E-08	0.84	4.71E-02	4.66E-10	1.0E+06	4.7E-04
415	6.3995	2.40E-06	1.5E-05	6.05E-04	9.27E-09	0.84	4.71E-02	3.65E-10	1.0E+06	3.7E-04
416	5.09815	2.40E-06	1.2E-05	6.05E-04	7.39E-09	0.84	4.71E-02	2.91E-10	1.0E+06	2.9E-04
417	4.10737	2.40E-06	9.8E-06	6.05E-04	5.95E-09	0.84	4.71E-02	2.34E-10	1.0E+06	2.3E-04
418	3.33407	2.40E-06	8.0E-06	6.05E-04	4.83E-09	0.84	4.71E-02	1.90E-10	1.0E+06	1.9E-04
419	2.72909	2.40E-06	6.5E-06	6.05E-04	3.96E-09	0.84	4.71E-02	1.56E-10	1.0E+06	1.6E-04
420	2.25401	2.40E-06	5.4E-06	6.05E-04	3.27E-09	0.84	4.71E-02	1.29E-10	1.0E+06	1.3E-04
421	13.39498	2.40E-06	3.2E-05	6.05E-04	1.94E-08	0.84	4.71E-02	7.65E-10	1.0E+06	7.6E-04
422	9.87518	2.40E-06	2.4E-05	6.05E-04	1.43E-08	0.84	4.71E-02	5.64E-10	1.0E+06	5.6E-04

Ventura Ranch

P3 (on) - Building Construction Haul or Vendor Risk

		Cancer Risk from 2 to 16 years								
Receptor #	Conc	g/sec	Cair	Dose Constant	Dose	ED	Risk Constant	Risk	Constant 2	Risk/ Million
423	7.67992	2.40E-06	1.8E-05	6.05E-04	1.11E-08	0.84	4.71E-02	4.38E-10	1.0E+06	4.4E-04
424	6.14761	2.40E-06	1.5E-05	6.05E-04	8.91E-09	0.84	4.71E-02	3.51E-10	1.0E+06	3.5E-04
425	5.02266	2.40E-06	1.2E-05	6.05E-04	7.28E-09	0.84	4.71E-02	2.87E-10	1.0E+06	2.9E-04
426	4.15461	2.40E-06	1.0E-05	6.05E-04	6.02E-09	0.84	4.71E-02	2.37E-10	1.0E+06	2.4E-04
427	3.46286	2.40E-06	8.3E-06	6.05E-04	5.02E-09	0.84	4.71E-02	1.98E-10	1.0E+06	2.0E-04
428	2.90211	2.40E-06	7.0E-06	6.05E-04	4.21E-09	0.84	4.71E-02	1.66E-10	1.0E+06	1.7E-04
429	2.44196	2.40E-06	5.8E-06	6.05E-04	3.54E-09	0.84	4.71E-02	1.39E-10	1.0E+06	1.4E-04
430	2.0627	2.40E-06	4.9E-06	6.05E-04	2.99E-09	0.84	4.71E-02	1.18E-10	1.0E+06	1.2E-04
431	1.75125	2.40E-06	4.2E-06	6.05E-04	2.54E-09	0.84	4.71E-02	1.00E-10	1.0E+06	1.0E-04
432	1.49667	2.40E-06	3.6E-06	6.05E-04	2.17E-09	0.84	4.71E-02	8.54E-11	1.0E+06	8.5E-05
433	9.10182	2.40E-06	2.2E-05	6.05E-04	1.32E-08	0.84	4.71E-02	5.20E-10	1.0E+06	5.2E-04
434	7.21772	2.40E-06	1.7E-05	6.05E-04	1.05E-08	0.84	4.71E-02	4.12E-10	1.0E+06	4.1E-04
435	5.8744	2.40E-06	1.4E-05	6.05E-04	8.51E-09	0.84	4.71E-02	3.35E-10	1.0E+06	3.4E-04
436	4.87484	2.40E-06	1.2E-05	6.05E-04	7.06E-09	0.84	4.71E-02	2.78E-10	1.0E+06	2.8E-04
437	4.09972	2.40E-06	9.8E-06	6.05E-04	5.94E-09	0.84	4.71E-02	2.34E-10	1.0E+06	2.3E-04
438	3.48018	2.40E-06	8.3E-06	6.05E-04	5.04E-09	0.84	4.71E-02	1.99E-10	1.0E+06	2.0E-04
439	2.96935	2.40E-06	7.1E-06	6.05E-04	4.30E-09	0.84	4.71E-02	1.70E-10	1.0E+06	1.7E-04
440	2.54503	2.40E-06	6.1E-06	6.05E-04	3.69E-09	0.84	4.71E-02	1.45E-10	1.0E+06	1.5E-04
441	2.18524	2.40E-06	5.2E-06	6.05E-04	3.17E-09	0.84	4.71E-02	1.25E-10	1.0E+06	1.2E-04
442	1.87983	2.40E-06	4.5E-06	6.05E-04	2.72E-09	0.84	4.71E-02	1.07E-10	1.0E+06	1.1E-04
443	8.32162	2.40E-06	2.0E-05	6.05E-04	1.21E-08	0.84	4.71E-02	4.75E-10	1.0E+06	4.8E-04
444	6.7424	2.40E-06	1.6E-05	6.05E-04	9.77E-09	0.84	4.71E-02	3.85E-10	1.0E+06	3.8E-04
445	5.58313	2.40E-06	1.3E-05	6.05E-04	8.09E-09	0.84	4.71E-02	3.19E-10	1.0E+06	3.2E-04
446	4.69492	2.40E-06	1.1E-05	6.05E-04	6.80E-09	0.84	4.71E-02	2.68E-10	1.0E+06	2.7E-04
447	3.99747	2.40E-06	9.6E-06	6.05E-04	5.79E-09	0.84	4.71E-02	2.28E-10	1.0E+06	2.3E-04
448	3.43475	2.40E-06	8.2E-06	6.05E-04	4.98E-09	0.84	4.71E-02	1.96E-10	1.0E+06	2.0E-04
449	2.97032	2.40E-06	7.1E-06	6.05E-04	4.30E-09	0.84	4.71E-02	1.70E-10	1.0E+06	1.7E-04
450	2.58096	2.40E-06	6.2E-06	6.05E-04	3.74E-09	0.84	4.71E-02	1.47E-10	1.0E+06	1.5E-04
451	2.24778	2.40E-06	5.4E-06	6.05E-04	3.26E-09	0.84	4.71E-02	1.28E-10	1.0E+06	1.3E-04
452	1.96183	2.40E-06	4.7E-06	6.05E-04	2.84E-09	0.84	4.71E-02	1.12E-10	1.0E+06	1.1E-04
453	7.68081	2.40E-06	1.8E-05	6.05E-04	1.11E-08	0.84	4.71E-02	4.39E-10	1.0E+06	4.4E-04

Ventura Ranch

P3 (on) - Building Construction Haul or Vendor Risk

		Cancer Risk from 2 to 16 years								
Receptor #	Conc	g/sec	Cair	Dose Constant	Dose	ED	Risk Constant	Risk	Constant 2	Risk/ Million
454	6.33311	2.40E-06	1.5E-05	6.05E-04	9.18E-09	0.84	4.71E-02	3.62E-10	1.0E+06	3.6E-04
455	5.28958	2.40E-06	1.3E-05	6.05E-04	7.67E-09	0.84	4.71E-02	3.02E-10	1.0E+06	3.0E-04
456	4.49231	2.40E-06	1.1E-05	6.05E-04	6.51E-09	0.84	4.71E-02	2.56E-10	1.0E+06	2.6E-04
457	3.86688	2.40E-06	9.3E-06	6.05E-04	5.60E-09	0.84	4.71E-02	2.21E-10	1.0E+06	2.2E-04
458	3.35453	2.40E-06	8.0E-06	6.05E-04	4.86E-09	0.84	4.71E-02	1.92E-10	1.0E+06	1.9E-04
459	2.92933	2.40E-06	7.0E-06	6.05E-04	4.25E-09	0.84	4.71E-02	1.67E-10	1.0E+06	1.7E-04
460	2.57274	2.40E-06	6.2E-06	6.05E-04	3.73E-09	0.84	4.71E-02	1.47E-10	1.0E+06	1.5E-04
461	2.26672	2.40E-06	5.4E-06	6.05E-04	3.29E-09	0.84	4.71E-02	1.29E-10	1.0E+06	1.3E-04
462	2.00125	2.40E-06	4.8E-06	6.05E-04	2.90E-09	0.84	4.71E-02	1.14E-10	1.0E+06	1.1E-04
463	3.2478	2.40E-06	7.8E-06	6.05E-04	4.71E-09	0.84	4.71E-02	1.85E-10	1.0E+06	1.9E-04
464	2.85889	2.40E-06	6.8E-06	6.05E-04	4.14E-09	0.84	4.71E-02	1.63E-10	1.0E+06	1.6E-04
465	2.53473	2.40E-06	6.1E-06	6.05E-04	3.67E-09	0.84	4.71E-02	1.45E-10	1.0E+06	1.4E-04
466	2.25457	2.40E-06	5.4E-06	6.05E-04	3.27E-09	0.84	4.71E-02	1.29E-10	1.0E+06	1.3E-04
467	2.00892	2.40E-06	4.8E-06	6.05E-04	2.91E-09	0.84	4.71E-02	1.15E-10	1.0E+06	1.1E-04
0	0	2.40E-06	0.0E+00	6.05E-04	0.00E+00	0.84	4.71E-02	0.00E+00	1.0E+06	0.0E+00
0	0	2.40E-06	0.0E+00	6.05E-04	0.00E+00	0.84	4.71E-02	0.00E+00	1.0E+06	0.0E+00
0	0	2.40E-06	0.0E+00	6.05E-04	0.00E+00	0.84	4.71E-02	0.00E+00	1.0E+06	0.0E+00
0	0	2.40E-06	0.0E+00	6.05E-04	0.00E+00	0.84	4.71E-02	0.00E+00	1.0E+06	0.0E+00
0	0	2.40E-06	0.0E+00	6.05E-04	0.00E+00	0.84	4.71E-02	0.00E+00	1.0E+06	0.0E+00
0	0	2.40E-06	0.0E+00	6.05E-04	0.00E+00	0.84	4.71E-02	0.00E+00	1.0E+06	0.0E+00
0	0	2.40E-06	0.0E+00	6.05E-04	0.00E+00	0.84	4.71E-02	0.00E+00	1.0E+06	0.0E+00
0	0	2.40E-06	0.0E+00	6.05E-04	0.00E+00	0.84	4.71E-02	0.00E+00	1.0E+06	0.0E+00
0	0	2.40E-06	0.0E+00	6.05E-04	0.00E+00	0.84	4.71E-02	0.00E+00	1.0E+06	0.0E+00
0	0	2.40E-06	0.0E+00	6.05E-04	0.00E+00	0.84	4.71E-02	0.00E+00	1.0E+06	0.0E+00
0	0	2.40E-06	0.0E+00	6.05E-04	0.00E+00	0.84	4.71E-02	0.00E+00	1.0E+06	0.0E+00
0	0	2.40E-06	0.0E+00	6.05E-04	0.00E+00	0.84	4.71E-02	0.00E+00	1.0E+06	0.0E+00
0	0	2.40E-06	0.0E+00	6.05E-04	0.00E+00	0.84	4.71E-02	0.00E+00	1.0E+06	0.0E+00
0	0	2.40E-06	0.0E+00	6.05E-04	0.00E+00	0.84	4.71E-02	0.00E+00	1.0E+06	0.0E+00
0	0	2.40E-06	0.0E+00	6.05E-04	0.00E+00	0.84	4.71E-02	0.00E+00	1.0E+06	0.0E+00
0	0	2.40E-06	0.0E+00	6.05E-04	0.00E+00	0.84	4.71E-02	0.00E+00	1.0E+06	0.0E+00
0	0	2.40E-06	0.0E+00	6.05E-04	0.00E+00	0.84	4.71E-02	0.00E+00	1.0E+06	0.0E+00

Ventura Ranch

P3 (on) - Building Construction Haul or Vendor Risk

		Cancer Risk from 2 to 16 years								
Receptor #	Conc	g/sec	Cair	Dose Constant	Dose	ED	Risk Constant	Risk	Constant 2	Risk/ Million
0	0	2.40E-06	0.0E+00	6.05E-04	0.00E+00	0.84	4.71E-02	0.00E+00	1.0E+06	0.0E+00
0	0	2.40E-06	0.0E+00	6.05E-04	0.00E+00	0.84	4.71E-02	0.00E+00	1.0E+06	0.0E+00
0	0	2.40E-06	0.0E+00	6.05E-04	0.00E+00	0.84	4.71E-02	0.00E+00	1.0E+06	0.0E+00
0	0	2.40E-06	0.0E+00	6.05E-04	0.00E+00	0.84	4.71E-02	0.00E+00	1.0E+06	0.0E+00
0	0	2.40E-06	0.0E+00	6.05E-04	0.00E+00	0.84	4.71E-02	0.00E+00	1.0E+06	0.0E+00
0	0	2.40E-06	0.0E+00	6.05E-04	0.00E+00	0.84	4.71E-02	0.00E+00	1.0E+06	0.0E+00
0	0	2.40E-06	0.0E+00	6.05E-04	0.00E+00	0.84	4.71E-02	0.00E+00	1.0E+06	0.0E+00
0	0	2.40E-06	0.0E+00	6.05E-04	0.00E+00	0.84	4.71E-02	0.00E+00	1.0E+06	0.0E+00
0	0	2.40E-06	0.0E+00	6.05E-04	0.00E+00	0.84	4.71E-02	0.00E+00	1.0E+06	0.0E+00
0	0	2.40E-06	0.0E+00	6.05E-04	0.00E+00	0.84	4.71E-02	0.00E+00	1.0E+06	0.0E+00
0	0	2.40E-06	0.0E+00	6.05E-04	0.00E+00	0.84	4.71E-02	0.00E+00	1.0E+06	0.0E+00
0	0	2.40E-06	0.0E+00	6.05E-04	0.00E+00	0.84	4.71E-02	0.00E+00	1.0E+06	0.0E+00
0	0	2.40E-06	0.0E+00	6.05E-04	0.00E+00	0.84	4.71E-02	0.00E+00	1.0E+06	0.0E+00
0	0	2.40E-06	0.0E+00	6.05E-04	0.00E+00	0.84	4.71E-02	0.00E+00	1.0E+06	0.0E+00
0	0	2.40E-06	0.0E+00	6.05E-04	0.00E+00	0.84	4.71E-02	0.00E+00	1.0E+06	0.0E+00
0	0	2.40E-06	0.0E+00	6.05E-04	0.00E+00	0.84	4.71E-02	0.00E+00	1.0E+06	0.0E+00
0	0	2.40E-06	0.0E+00	6.05E-04	0.00E+00	0.84	4.71E-02	0.00E+00	1.0E+06	0.0E+00
0	0	2.40E-06	0.0E+00	6.05E-04	0.00E+00	0.84	4.71E-02	0.00E+00	1.0E+06	0.0E+00
0	0	2.40E-06	0.0E+00	6.05E-04	0.00E+00	0.84	4.71E-02	0.00E+00	1.0E+06	0.0E+00
0	0	2.40E-06	0.0E+00	6.05E-04	0.00E+00	0.84	4.71E-02	0.00E+00	1.0E+06	0.0E+00
0	0	2.40E-06	0.0E+00	6.05E-04	0.00E+00	0.84	4.71E-02	0.00E+00	1.0E+06	0.0E+00
0	0	2.40E-06	0.0E+00	6.05E-04	0.00E+00	0.84	4.71E-02	0.00E+00	1.0E+06	0.0E+00
0	0	2.40E-06	0.0E+00	6.05E-04	0.00E+00	0.84	4.71E-02	0.00E+00	1.0E+06	0.0E+00
0	0	2.40E-06	0.0E+00	6.05E-04	0.00E+00	0.84	4.71E-02	0.00E+00	1.0E+06	0.0E+00
0	0	2.40E-06	0.0E+00	6.05E-04	0.00E+00	0.84	4.71E-02	0.00E+00	1.0E+06	0.0E+00
0	0	2.40E-06	0.0E+00	6.05E-04	0.00E+00	0.84	4.71E-02	0.00E+00	1.0E+06	0.0E+00
0	0	2.40E-06	0.0E+00	6.05E-04	0.00E+00	0.84	4.71E-02	0.00E+00	1.0E+06	0.0E+00
0	0	2.40E-06	0.0E+00	6.05E-04	0.00E+00	0.84	4.71E-02	0.00E+00	1.0E+06	0.0E+00
0	0	2.40E-06	0.0E+00	6.05E-04	0.00E+00	0.84	4.71E-02	0.00E+00	1.0E+06	0.0E+00
0	0	2.40E-06	0.0E+00	6.05E-04	0.00E+00	0.84	4.71E-02	0.00E+00	1.0E+06	0.0E+00
0	0	2.40E-06	0.0E+00	6.05E-04	0.00E+00	0.84	4.71E-02	0.00E+00	1.0E+06	0.0E+00
0	0	2.40E-06	0.0E+00	6.05E-04	0.00E+00	0.84	4.71E-02	0.00E+00	1.0E+06	0.0E+00
0	0	2.40E-06	0.0E+00	6.05E-04	0.00E+00	0.84	4.71E-02	0.00E+00	1.0E+06	0.0E+00
0	0	2.40E-06	0.0E+00	6.05E-04	0.00E+00	0.84	4.71E-02	0.00E+00	1.0E+06	0.0E+00
0	0	2.40E-06	0.0E+00	6.05E-04	0.00E+00	0.84	4.71E-02	0.00E+00	1.0E+06	0.0E+00
0	0	2.40E-06	0.0E+00	6.05E-04	0.00E+00	0.84	4.71E-02	0.00E+00	1.0E+06	0.0E+00

Ventura Ranch

P3 (on) - Building Construction Haul or Vendor Risk

		Cancer Risk from 2 to 16 years								
Receptor #	Conc	g/sec	Cair	Dose Constant	Dose	ED	Risk Constant	Risk	Constant 2	Risk/ Million
0	0	2.40E-06	0.0E+00	6.05E-04	0.00E+00	0.84	4.71E-02	0.00E+00	1.0E+06	0.0E+00
0	0	2.40E-06	0.0E+00	6.05E-04	0.00E+00	0.84	4.71E-02	0.00E+00	1.0E+06	0.0E+00
0	0	2.40E-06	0.0E+00	6.05E-04	0.00E+00	0.84	4.71E-02	0.00E+00	1.0E+06	0.0E+00
0	0	2.40E-06	0.0E+00	6.05E-04	0.00E+00	0.84	4.71E-02	0.00E+00	1.0E+06	0.0E+00
0	0	2.40E-06	0.0E+00	6.05E-04	0.00E+00	0.84	4.71E-02	0.00E+00	1.0E+06	0.0E+00
0	0	2.40E-06	0.0E+00	6.05E-04	0.00E+00	0.84	4.71E-02	0.00E+00	1.0E+06	0.0E+00
0	0	2.40E-06	0.0E+00	6.05E-04	0.00E+00	0.84	4.71E-02	0.00E+00	1.0E+06	0.0E+00
0	0	2.40E-06	0.0E+00	6.05E-04	0.00E+00	0.84	4.71E-02	0.00E+00	1.0E+06	0.0E+00
0	0	2.40E-06	0.0E+00	6.05E-04	0.00E+00	0.84	4.71E-02	0.00E+00	1.0E+06	0.0E+00
0	0	2.40E-06	0.0E+00	6.05E-04	0.00E+00	0.84	4.71E-02	0.00E+00	1.0E+06	0.0E+00
0	0	2.40E-06	0.0E+00	6.05E-04	0.00E+00	0.84	4.71E-02	0.00E+00	1.0E+06	0.0E+00
0	0	2.40E-06	0.0E+00	6.05E-04	0.00E+00	0.84	4.71E-02	0.00E+00	1.0E+06	0.0E+00
0	0	2.40E-06	0.0E+00	6.05E-04	0.00E+00	0.84	4.71E-02	0.00E+00	1.0E+06	0.0E+00
0	0	2.40E-06	0.0E+00	6.05E-04	0.00E+00	0.84	4.71E-02	0.00E+00	1.0E+06	0.0E+00
0	0	2.40E-06	0.0E+00	6.05E-04	0.00E+00	0.84	4.71E-02	0.00E+00	1.0E+06	0.0E+00
0	0	2.40E-06	0.0E+00	6.05E-04	0.00E+00	0.84	4.71E-02	0.00E+00	1.0E+06	0.0E+00
0	0	2.40E-06	0.0E+00	6.05E-04	0.00E+00	0.84	4.71E-02	0.00E+00	1.0E+06	0.0E+00
0	0	2.40E-06	0.0E+00	6.05E-04	0.00E+00	0.84	4.71E-02	0.00E+00	1.0E+06	0.0E+00
0	0	2.40E-06	0.0E+00	6.05E-04	0.00E+00	0.84	4.71E-02	0.00E+00	1.0E+06	0.0E+00
0	0	2.40E-06	0.0E+00	6.05E-04	0.00E+00	0.84	4.71E-02	0.00E+00	1.0E+06	0.0E+00
0	0	2.40E-06	0.0E+00	6.05E-04	0.00E+00	0.84	4.71E-02	0.00E+00	1.0E+06	0.0E+00
0	0	2.40E-06	0.0E+00	6.05E-04	0.00E+00	0.84	4.71E-02	0.00E+00	1.0E+06	0.0E+00
0	0	2.40E-06	0.0E+00	6.05E-04	0.00E+00	0.84	4.71E-02	0.00E+00	1.0E+06	0.0E+00
0	0	2.40E-06	0.0E+00	6.05E-04	0.00E+00	0.84	4.71E-02	0.00E+00	1.0E+06	0.0E+00
0	0	2.40E-06	0.0E+00	6.05E-04	0.00E+00	0.84	4.71E-02	0.00E+00	1.0E+06	0.0E+00
0	0	2.40E-06	0.0E+00	6.05E-04	0.00E+00	0.84	4.71E-02	0.00E+00	1.0E+06	0.0E+00
0	0	2.40E-06	0.0E+00	6.05E-04	0.00E+00	0.84	4.71E-02	0.00E+00	1.0E+06	0.0E+00
0	0	2.40E-06	0.0E+00	6.05E-04	0.00E+00	0.84	4.71E-02	0.00E+00	1.0E+06	0.0E+00
0	0	2.40E-06	0.0E+00	6.05E-04	0.00E+00	0.84	4.71E-02	0.00E+00	1.0E+06	0.0E+00
0	0	2.40E-06	0.0E+00	6.05E-04	0.00E+00	0.84	4.71E-02	0.00E+00	1.0E+06	0.0E+00
0	0	2.40E-06	0.0E+00	6.05E-04	0.00E+00	0.84	4.71E-02	0.00E+00	1.0E+06	0.0E+00
0	0	2.40E-06	0.0E+00	6.05E-04	0.00E+00	0.84	4.71E-02	0.00E+00	1.0E+06	0.0E+00
0	0	2.40E-06	0.0E+00	6.05E-04	0.00E+00	0.84	4.71E-02	0.00E+00	1.0E+06	0.0E+00
0	0	2.40E-06	0.0E+00	6.05E-04	0.00E+00	0.84	4.71E-02	0.00E+00	1.0E+06	0.0E+00
0	0	2.40E-06	0.0E+00	6.05E-04	0.00E+00	0.84	4.71E-02	0.00E+00	1.0E+06	0.0E+00
0	0	2.40E-06	0.0E+00	6.05E-04	0.00E+00	0.84	4.71E-02	0.00E+00	1.0E+06	0.0E+00

Ventura Ranch

P3 (on) - Building Construction Haul or Vendor Risk

		Cancer Risk from 2 to 16 years								
Receptor #	Conc	g/sec	Cair	Dose Constant	Dose	ED	Risk Constant	Risk	Constant 2	Risk/ Million
0	0	2.40E-06	0.0E+00	6.05E-04	0.00E+00	0.84	4.71E-02	0.00E+00	1.0E+06	0.0E+00
0	0	2.40E-06	0.0E+00	6.05E-04	0.00E+00	0.84	4.71E-02	0.00E+00	1.0E+06	0.0E+00
0	0	2.40E-06	0.0E+00	6.05E-04	0.00E+00	0.84	4.71E-02	0.00E+00	1.0E+06	0.0E+00
0	0	2.40E-06	0.0E+00	6.05E-04	0.00E+00	0.84	4.71E-02	0.00E+00	1.0E+06	0.0E+00
0	0	2.40E-06	0.0E+00	6.05E-04	0.00E+00	0.84	4.71E-02	0.00E+00	1.0E+06	0.0E+00
0	0	2.40E-06	0.0E+00	6.05E-04	0.00E+00	0.84	4.71E-02	0.00E+00	1.0E+06	0.0E+00
0	0	2.40E-06	0.0E+00	6.05E-04	0.00E+00	0.84	4.71E-02	0.00E+00	1.0E+06	0.0E+00
0	0	2.40E-06	0.0E+00	6.05E-04	0.00E+00	0.84	4.71E-02	0.00E+00	1.0E+06	0.0E+00
0	0	2.40E-06	0.0E+00	6.05E-04	0.00E+00	0.84	4.71E-02	0.00E+00	1.0E+06	0.0E+00
0	0	2.40E-06	0.0E+00	6.05E-04	0.00E+00	0.84	4.71E-02	0.00E+00	1.0E+06	0.0E+00
0	0	2.40E-06	0.0E+00	6.05E-04	0.00E+00	0.84	4.71E-02	0.00E+00	1.0E+06	0.0E+00
0	0	2.40E-06	0.0E+00	6.05E-04	0.00E+00	0.84	4.71E-02	0.00E+00	1.0E+06	0.0E+00
0	0	2.40E-06	0.0E+00	6.05E-04	0.00E+00	0.84	4.71E-02	0.00E+00	1.0E+06	0.0E+00
0	0	2.40E-06	0.0E+00	6.05E-04	0.00E+00	0.84	4.71E-02	0.00E+00	1.0E+06	0.0E+00
0	0	2.40E-06	0.0E+00	6.05E-04	0.00E+00	0.84	4.71E-02	0.00E+00	1.0E+06	0.0E+00
0	0	2.40E-06	0.0E+00	6.05E-04	0.00E+00	0.84	4.71E-02	0.00E+00	1.0E+06	0.0E+00
0	0	2.40E-06	0.0E+00	6.05E-04	0.00E+00	0.84	4.71E-02	0.00E+00	1.0E+06	0.0E+00

Ventura Ranch

P3 (on) - Building Construction Haul or Vendor Risk

Max Cancer Risk Cancer Risk	
Receptor #	**Total Risk/ Million**
361	1.5E-04
362	1.2E-04
363	1.0E-04
364	8.7E-05
365	1.8E-04
366	1.5E-04
367	1.2E-04
368	1.0E-04
369	8.7E-05
370	7.7E-05
371	2.4E-04
372	1.8E-04
373	1.4E-04
374	1.2E-04
375	1.0E-04
376	3.2E-04
377	2.4E-04
378	1.8E-04
379	1.4E-04
380	1.2E-04
381	4.8E-04
382	3.3E-04
383	2.3E-04
384	1.7E-04
385	1.4E-04
386	8.5E-04
387	5.4E-04
388	3.2E-04
389	2.2E-04
390	1.6E-04
391	2.9E-04

Max	**Receptor #**	
0.001	400	Res

Chronic Non Cancer Risk	
REL	**HI Offroad**
5	1.26E-06
5	1.02E-06
5	8.46E-07
5	7.28E-07
5	1.54E-06
5	1.22E-06
5	9.91E-07
5	8.38E-07
5	7.30E-07
5	6.47E-07
5	1.97E-06
5	1.52E-06
5	1.19E-06
5	9.84E-07
5	8.42E-07
5	2.68E-06
5	1.98E-06
5	1.48E-06
5	1.18E-06
5	9.81E-07
5	4.01E-06
5	2.79E-06
5	1.92E-06
5	1.45E-06
5	1.15E-06
5	7.15E-06
5	4.56E-06
5	2.66E-06
5	1.84E-06
5	1.38E-06
5	2.47E-06

Max	**Receptor #**	
9.634E-06	400	Res

Ventura Ranch

P3 (on) - Building Construction Haul or Vendor Risk

Max Cancer Risk Cancer Risk		*Chronic Non Cancer Risk*	
Receptor #	Total Risk/ Million	REL	HI Offroad
392	3.8E-04	5	3.21E-06
393	5.1E-04	5	4.31E-06
394	3.1E-04	5	2.57E-06
395	4.7E-04	5	3.92E-06
396	6.4E-04	5	5.39E-06
397	7.4E-04	5	6.19E-06
398	4.3E-04	5	3.62E-06
399	6.1E-04	5	5.16E-06
400	1.1E-03	5	9.63E-06
401	7.4E-04	5	6.24E-06
402	5.0E-04	5	4.17E-06
403	3.5E-04	5	2.91E-06
404	8.9E-04	5	7.48E-06
405	9.6E-04	5	8.04E-06
406	6.7E-04	5	5.62E-06
407	4.9E-04	5	4.13E-06
408	3.7E-04	5	3.11E-06
409	2.8E-04	5	2.37E-06
410	2.2E-04	5	1.84E-06
411	1.7E-04	5	1.45E-06
412	8.5E-04	5	7.10E-06
413	6.1E-04	5	5.13E-06
414	4.7E-04	5	3.91E-06
415	3.7E-04	5	3.07E-06
416	2.9E-04	5	2.44E-06
417	2.3E-04	5	1.97E-06
418	1.9E-04	5	1.60E-06
419	1.6E-04	5	1.31E-06
420	1.3E-04	5	1.08E-06
421	7.6E-04	5	6.42E-06
422	5.6E-04	5	4.73E-06

Ventura Ranch

P3 (on) - Building Construction Haul or Vendor Risk

Max Cancer Risk Cancer Risk		*Chronic Non Cancer Risk*	
Receptor #	Total Risk/ Million	REL	HI Offroad
423	4.4E-04	5	3.68E-06
424	3.5E-04	5	2.94E-06
425	2.9E-04	5	2.41E-06
426	2.4E-04	5	1.99E-06
427	2.0E-04	5	1.66E-06
428	1.7E-04	5	1.39E-06
429	1.4E-04	5	1.17E-06
430	1.2E-04	5	9.88E-07
431	1.0E-04	5	8.39E-07
432	8.5E-05	5	7.17E-07
433	5.2E-04	5	4.36E-06
434	4.1E-04	5	3.46E-06
435	3.4E-04	5	2.81E-06
436	2.8E-04	5	2.34E-06
437	2.3E-04	5	1.96E-06
438	2.0E-04	5	1.67E-06
439	1.7E-04	5	1.42E-06
440	1.5E-04	5	1.22E-06
441	1.2E-04	5	1.05E-06
442	1.1E-04	5	9.01E-07
443	4.8E-04	5	3.99E-06
444	3.8E-04	5	3.23E-06
445	3.2E-04	5	2.67E-06
446	2.7E-04	5	2.25E-06
447	2.3E-04	5	1.91E-06
448	2.0E-04	5	1.65E-06
449	1.7E-04	5	1.42E-06
450	1.5E-04	5	1.24E-06
451	1.3E-04	5	1.08E-06
452	1.1E-04	5	9.40E-07
453	4.4E-04	5	3.68E-06

Ventura Ranch

P3 (on) - Building Construction Haul or Vendor Risk

Max Cancer Risk Cancer Risk		*Chronic Non Cancer Risk*	
Receptor #	Total Risk/ Million	REL	HI Offroad
454	3.6E-04	5	3.03E-06
455	3.0E-04	5	2.53E-06
456	2.6E-04	5	2.15E-06
457	2.2E-04	5	1.85E-06
458	1.9E-04	5	1.61E-06
459	1.7E-04	5	1.40E-06
460	1.5E-04	5	1.23E-06
461	1.3E-04	5	1.09E-06
462	1.1E-04	5	9.59E-07
463	1.9E-04	5	1.56E-06
464	1.6E-04	5	1.37E-06
465	1.4E-04	5	1.21E-06
466	1.3E-04	5	1.08E-06
467	1.1E-04	5	9.62E-07
0	0.0E+00	5	0.00E+00
0	0.0E+00	5	0.00E+00
0	0.0E+00	5	0.00E+00
0	0.0E+00	5	0.00E+00
0	0.0E+00	5	0.00E+00
0	0.0E+00	5	0.00E+00
0	0.0E+00	5	0.00E+00
0	0.0E+00	5	0.00E+00
0	0.0E+00	5	0.00E+00
0	0.0E+00	5	0.00E+00
0	0.0E+00	5	0.00E+00
0	0.0E+00	5	0.00E+00
0	0.0E+00	5	0.00E+00
0	0.0E+00	5	0.00E+00
0	0.0E+00	5	0.00E+00
0	0.0E+00	5	0.00E+00

Ventura Ranch

P3 (on) - Building Construction Haul or Vendor Risk

Max Cancer Risk Cancer Risk		*Chronic Non Cancer Risk*	
Receptor #	Total Risk/ Million	REL	HI Offroad
0	0.0E+00	5	0.00E+00
0	0.0E+00	5	0.00E+00
0	0.0E+00	5	0.00E+00
0	0.0E+00	5	0.00E+00
0	0.0E+00	5	0.00E+00
0	0.0E+00	5	0.00E+00
0	0.0E+00	5	0.00E+00
0	0.0E+00	5	0.00E+00
0	0.0E+00	5	0.00E+00
0	0.0E+00	5	0.00E+00
0	0.0E+00	5	0.00E+00
0	0.0E+00	5	0.00E+00
0	0.0E+00	5	0.00E+00
0	0.0E+00	5	0.00E+00
0	0.0E+00	5	0.00E+00
0	0.0E+00	5	0.00E+00
0	0.0E+00	5	0.00E+00
0	0.0E+00	5	0.00E+00
0	0.0E+00	5	0.00E+00
0	0.0E+00	5	0.00E+00
0	0.0E+00	5	0.00E+00
0	0.0E+00	5	0.00E+00
0	0.0E+00	5	0.00E+00
0	0.0E+00	5	0.00E+00
0	0.0E+00	5	0.00E+00
0	0.0E+00	5	0.00E+00
0	0.0E+00	5	0.00E+00
0	0.0E+00	5	0.00E+00
0	0.0E+00	5	0.00E+00
0	0.0E+00	5	0.00E+00
0	0.0E+00	5	0.00E+00
0	0.0E+00	5	0.00E+00

Ventura Ranch

P3 (on) - Building Construction Haul or Vendor Risk

Max Cancer Risk Cancer Risk		*Chronic Non Cancer Risk*	
Receptor #	Total Risk/ Million	REL	HI Offroad
0	0.0E+00	5	0.00E+00
0	0.0E+00	5	0.00E+00
0	0.0E+00	5	0.00E+00
0	0.0E+00	5	0.00E+00
0	0.0E+00	5	0.00E+00
0	0.0E+00	5	0.00E+00
0	0.0E+00	5	0.00E+00
0	0.0E+00	5	0.00E+00
0	0.0E+00	5	0.00E+00
0	0.0E+00	5	0.00E+00
0	0.0E+00	5	0.00E+00
0	0.0E+00	5	0.00E+00
0	0.0E+00	5	0.00E+00
0	0.0E+00	5	0.00E+00
0	0.0E+00	5	0.00E+00
0	0.0E+00	5	0.00E+00
0	0.0E+00	5	0.00E+00
0	0.0E+00	5	0.00E+00
0	0.0E+00	5	0.00E+00
0	0.0E+00	5	0.00E+00
0	0.0E+00	5	0.00E+00
0	0.0E+00	5	0.00E+00
0	0.0E+00	5	0.00E+00
0	0.0E+00	5	0.00E+00
0	0.0E+00	5	0.00E+00
0	0.0E+00	5	0.00E+00
0	0.0E+00	5	0.00E+00
0	0.0E+00	5	0.00E+00
0	0.0E+00	5	0.00E+00
0	0.0E+00	5	0.00E+00
0	0.0E+00	5	0.00E+00
0	0.0E+00	5	0.00E+00

Ventura Ranch

P3 (on) - Building Construction Haul or Vendor Risk

Max Cancer Risk Cancer Risk	
Receptor #	**Total Risk/ Million**
0	0.0E+00
0	0.0E+00
0	0.0E+00
0	0.0E+00
0	0.0E+00
0	0.0E+00
0	0.0E+00
0	0.0E+00
0	0.0E+00
0	0.0E+00
0	0.0E+00
0	0.0E+00
0	0.0E+00
0	0.0E+00
0	0.0E+00
0	0.0E+00
0	0.0E+00

Chronic Non Cancer Risk	
REL	**HI Offroad**
5	0.00E+00
5	0.00E+00
5	0.00E+00
5	0.00E+00
5	0.00E+00
5	0.00E+00
5	0.00E+00
5	0.00E+00
5	0.00E+00
5	0.00E+00
5	0.00E+00
5	0.00E+00
5	0.00E+00
5	0.00E+00
5	0.00E+00
5	0.00E+00

Ventura Ranch
P3 (on) - Paving

							Cancer Risk from 2 to 16 years			
Receptor #	Conc	g/sec	Cair	Dose Constant	Dose	ED	Risk Constant	Risk	Constant 2	Risk/ Million
361	0.9775	2.52E-03	2.5E-03	6.05E-04	1.49E-06	0.08	4.71E-02	5.78E-09	1.0E+06	5.8E-03
362	1.0947	2.52E-03	2.8E-03	6.05E-04	1.67E-06	0.08	4.71E-02	6.47E-09	1.0E+06	6.5E-03
363	1.24002	2.52E-03	3.1E-03	6.05E-04	1.89E-06	0.08	4.71E-02	7.33E-09	1.0E+06	7.3E-03
364	1.42081	2.52E-03	3.6E-03	6.05E-04	2.17E-06	0.08	4.71E-02	8.39E-09	1.0E+06	8.4E-03
365	0.98637	2.52E-03	2.5E-03	6.05E-04	1.50E-06	0.08	4.71E-02	5.83E-09	1.0E+06	5.8E-03
366	1.10217	2.52E-03	2.8E-03	6.05E-04	1.68E-06	0.08	4.71E-02	6.51E-09	1.0E+06	6.5E-03
367	1.24497	2.52E-03	3.1E-03	6.05E-04	1.90E-06	0.08	4.71E-02	7.36E-09	1.0E+06	7.4E-03
368	1.42318	2.52E-03	3.6E-03	6.05E-04	2.17E-06	0.08	4.71E-02	8.41E-09	1.0E+06	8.4E-03
369	1.64721	2.52E-03	4.2E-03	6.05E-04	2.51E-06	0.08	4.71E-02	9.73E-09	1.0E+06	9.7E-03
370	1.93194	2.52E-03	4.9E-03	6.05E-04	2.95E-06	0.08	4.71E-02	1.14E-08	1.0E+06	1.1E-02
371	0.99718	2.52E-03	2.5E-03	6.05E-04	1.52E-06	0.08	4.71E-02	5.89E-09	1.0E+06	5.9E-03
372	1.11216	2.52E-03	2.8E-03	6.05E-04	1.70E-06	0.08	4.71E-02	6.57E-09	1.0E+06	6.6E-03
373	1.25295	2.52E-03	3.2E-03	6.05E-04	1.91E-06	0.08	4.71E-02	7.40E-09	1.0E+06	7.4E-03
374	1.42807	2.52E-03	3.6E-03	6.05E-04	2.18E-06	0.08	4.71E-02	8.44E-09	1.0E+06	8.4E-03
375	1.64813	2.52E-03	4.2E-03	6.05E-04	2.51E-06	0.08	4.71E-02	9.74E-09	1.0E+06	9.7E-03
376	1.00783	2.52E-03	2.5E-03	6.05E-04	1.54E-06	0.08	4.71E-02	5.95E-09	1.0E+06	6.0E-03
377	1.12267	2.52E-03	2.8E-03	6.05E-04	1.71E-06	0.08	4.71E-02	6.63E-09	1.0E+06	6.6E-03
378	1.26241	2.52E-03	3.2E-03	6.05E-04	1.92E-06	0.08	4.71E-02	7.46E-09	1.0E+06	7.5E-03
379	1.43415	2.52E-03	3.6E-03	6.05E-04	2.19E-06	0.08	4.71E-02	8.47E-09	1.0E+06	8.5E-03
380	1.65179	2.52E-03	4.2E-03	6.05E-04	2.52E-06	0.08	4.71E-02	9.76E-09	1.0E+06	9.8E-03
381	1.01766	2.52E-03	2.6E-03	6.05E-04	1.55E-06	0.08	4.71E-02	6.01E-09	1.0E+06	6.0E-03
382	1.13131	2.52E-03	2.9E-03	6.05E-04	1.72E-06	0.08	4.71E-02	6.68E-09	1.0E+06	6.7E-03
383	1.26973	2.52E-03	3.2E-03	6.05E-04	1.94E-06	0.08	4.71E-02	7.50E-09	1.0E+06	7.5E-03
384	1.43913	2.52E-03	3.6E-03	6.05E-04	2.19E-06	0.08	4.71E-02	8.50E-09	1.0E+06	8.5E-03
385	1.6539	2.52E-03	4.2E-03	6.05E-04	2.52E-06	0.08	4.71E-02	9.77E-09	1.0E+06	9.8E-03
386	1.0248	2.52E-03	2.6E-03	6.05E-04	1.56E-06	0.08	4.71E-02	6.05E-09	1.0E+06	6.1E-03
387	1.1369	2.52E-03	2.9E-03	6.05E-04	1.73E-06	0.08	4.71E-02	6.72E-09	1.0E+06	6.7E-03
388	1.27229	2.52E-03	3.2E-03	6.05E-04	1.94E-06	0.08	4.71E-02	7.52E-09	1.0E+06	7.5E-03
389	1.43954	2.52E-03	3.6E-03	6.05E-04	2.19E-06	0.08	4.71E-02	8.50E-09	1.0E+06	8.5E-03
390	1.64963	2.52E-03	4.2E-03	6.05E-04	2.52E-06	0.08	4.71E-02	9.75E-09	1.0E+06	9.7E-03
391	1.02688	2.52E-03	2.6E-03	6.05E-04	1.57E-06	0.08	4.71E-02	6.07E-09	1.0E+06	6.1E-03

Ventura Ranch
P3 (on) - Paving

		Cancer Risk from 2 to 16 years								
Receptor #	Conc	g/sec	Cair	Dose Constant	Dose	ED	Risk Constant	Risk	Constant 2	Risk/ Million
392	1.13784	2.52E-03	2.9E-03	6.05E-04	1.73E-06	0.08	4.71E-02	6.72E-09	1.0E+06	6.7E-03
393	1.27074	2.52E-03	3.2E-03	6.05E-04	1.94E-06	0.08	4.71E-02	7.51E-09	1.0E+06	7.5E-03
394	1.43324	2.52E-03	3.6E-03	6.05E-04	2.19E-06	0.08	4.71E-02	8.47E-09	1.0E+06	8.5E-03
395	1.02363	2.52E-03	2.6E-03	6.05E-04	1.56E-06	0.08	4.71E-02	6.05E-09	1.0E+06	6.0E-03
396	1.13283	2.52E-03	2.9E-03	6.05E-04	1.73E-06	0.08	4.71E-02	6.69E-09	1.0E+06	6.7E-03
397	1.26196	2.52E-03	3.2E-03	6.05E-04	1.92E-06	0.08	4.71E-02	7.46E-09	1.0E+06	7.5E-03
398	1.41876	2.52E-03	3.6E-03	6.05E-04	2.16E-06	0.08	4.71E-02	8.38E-09	1.0E+06	8.4E-03
399	1.01382	2.52E-03	2.6E-03	6.05E-04	1.55E-06	0.08	4.71E-02	5.99E-09	1.0E+06	6.0E-03
400	1.12096	2.52E-03	2.8E-03	6.05E-04	1.71E-06	0.08	4.71E-02	6.62E-09	1.0E+06	6.6E-03
401	1.2461	2.52E-03	3.1E-03	6.05E-04	1.90E-06	0.08	4.71E-02	7.36E-09	1.0E+06	7.4E-03
402	1.39674	2.52E-03	3.5E-03	6.05E-04	2.13E-06	0.08	4.71E-02	8.25E-09	1.0E+06	8.3E-03
403	1.58089	2.52E-03	4.0E-03	6.05E-04	2.41E-06	0.08	4.71E-02	9.34E-09	1.0E+06	9.3E-03
404	0.99817	2.52E-03	2.5E-03	6.05E-04	1.52E-06	0.08	4.71E-02	5.90E-09	1.0E+06	5.9E-03
405	1.10226	2.52E-03	2.8E-03	6.05E-04	1.68E-06	0.08	4.71E-02	6.51E-09	1.0E+06	6.5E-03
406	1.22329	2.52E-03	3.1E-03	6.05E-04	1.87E-06	0.08	4.71E-02	7.23E-09	1.0E+06	7.2E-03
407	1.36731	2.52E-03	3.4E-03	6.05E-04	2.08E-06	0.08	4.71E-02	8.08E-09	1.0E+06	8.1E-03
408	1.54195	2.52E-03	3.9E-03	6.05E-04	2.35E-06	0.08	4.71E-02	9.11E-09	1.0E+06	9.1E-03
409	1.75912	2.52E-03	4.4E-03	6.05E-04	2.68E-06	0.08	4.71E-02	1.04E-08	1.0E+06	1.0E-02
410	2.03672	2.52E-03	5.1E-03	6.05E-04	3.11E-06	0.08	4.71E-02	1.20E-08	1.0E+06	1.2E-02
411	2.40326	2.52E-03	6.1E-03	6.05E-04	3.66E-06	0.08	4.71E-02	1.42E-08	1.0E+06	1.4E-02
412	1.07572	2.52E-03	2.7E-03	6.05E-04	1.64E-06	0.08	4.71E-02	6.36E-09	1.0E+06	6.4E-03
413	1.19163	2.52E-03	3.0E-03	6.05E-04	1.82E-06	0.08	4.71E-02	7.04E-09	1.0E+06	7.0E-03
414	1.32882	2.52E-03	3.3E-03	6.05E-04	2.03E-06	0.08	4.71E-02	7.85E-09	1.0E+06	7.9E-03
415	1.49403	2.52E-03	3.8E-03	6.05E-04	2.28E-06	0.08	4.71E-02	8.83E-09	1.0E+06	8.8E-03
416	1.6981	2.52E-03	4.3E-03	6.05E-04	2.59E-06	0.08	4.71E-02	1.00E-08	1.0E+06	1.0E-02
417	1.95566	2.52E-03	4.9E-03	6.05E-04	2.98E-06	0.08	4.71E-02	1.16E-08	1.0E+06	1.2E-02
418	2.29269	2.52E-03	5.8E-03	6.05E-04	3.50E-06	0.08	4.71E-02	1.35E-08	1.0E+06	1.4E-02
419	2.75273	2.52E-03	6.9E-03	6.05E-04	4.20E-06	0.08	4.71E-02	1.63E-08	1.0E+06	1.6E-02
420	3.40803	2.52E-03	8.6E-03	6.05E-04	5.20E-06	0.08	4.71E-02	2.01E-08	1.0E+06	2.0E-02
421	1.03644	2.52E-03	2.6E-03	6.05E-04	1.58E-06	0.08	4.71E-02	6.12E-09	1.0E+06	6.1E-03
422	1.15038	2.52E-03	2.9E-03	6.05E-04	1.75E-06	0.08	4.71E-02	6.80E-09	1.0E+06	6.8E-03

Ventura Ranch
P3 (on) - Paving

		Cancer Risk from 2 to 16 years								
Receptor #	Conc	g/sec	Cair	Dose Constant	Dose	ED	Risk Constant	Risk	Constant 2	Risk/ Million
423	1.28046	2.52E-03	3.2E-03	6.05E-04	1.95E-06	0.08	4.71E-02	7.56E-09	1.0E+06	7.6E-03
424	1.43647	2.52E-03	3.6E-03	6.05E-04	2.19E-06	0.08	4.71E-02	8.49E-09	1.0E+06	8.5E-03
425	1.62742	2.52E-03	4.1E-03	6.05E-04	2.48E-06	0.08	4.71E-02	9.61E-09	1.0E+06	9.6E-03
426	1.86591	2.52E-03	4.7E-03	6.05E-04	2.85E-06	0.08	4.71E-02	1.10E-08	1.0E+06	1.1E-02
427	2.17534	2.52E-03	5.5E-03	6.05E-04	3.32E-06	0.08	4.71E-02	1.29E-08	1.0E+06	1.3E-02
428	2.59385	2.52E-03	6.5E-03	6.05E-04	3.95E-06	0.08	4.71E-02	1.53E-08	1.0E+06	1.5E-02
429	3.19048	2.52E-03	8.0E-03	6.05E-04	4.86E-06	0.08	4.71E-02	1.88E-08	1.0E+06	1.9E-02
430	4.0938	2.52E-03	1.0E-02	6.05E-04	6.24E-06	0.08	4.71E-02	2.42E-08	1.0E+06	2.4E-02
431	5.52788	2.52E-03	1.4E-02	6.05E-04	8.43E-06	0.08	4.71E-02	3.27E-08	1.0E+06	3.3E-02
432	7.88775	2.52E-03	2.0E-02	6.05E-04	1.20E-05	0.08	4.71E-02	4.66E-08	1.0E+06	4.7E-02
433	1.09933	2.52E-03	2.8E-03	6.05E-04	1.68E-06	0.08	4.71E-02	6.49E-09	1.0E+06	6.5E-03
434	1.22199	2.52E-03	3.1E-03	6.05E-04	1.86E-06	0.08	4.71E-02	7.22E-09	1.0E+06	7.2E-03
435	1.36815	2.52E-03	3.4E-03	6.05E-04	2.09E-06	0.08	4.71E-02	8.08E-09	1.0E+06	8.1E-03
436	1.54582	2.52E-03	3.9E-03	6.05E-04	2.36E-06	0.08	4.71E-02	9.13E-09	1.0E+06	9.1E-03
437	1.76615	2.52E-03	4.5E-03	6.05E-04	2.69E-06	0.08	4.71E-02	1.04E-08	1.0E+06	1.0E-02
438	2.04905	2.52E-03	5.2E-03	6.05E-04	3.12E-06	0.08	4.71E-02	1.21E-08	1.0E+06	1.2E-02
439	2.42795	2.52E-03	6.1E-03	6.05E-04	3.70E-06	0.08	4.71E-02	1.43E-08	1.0E+06	1.4E-02
440	2.9641	2.52E-03	7.5E-03	6.05E-04	4.52E-06	0.08	4.71E-02	1.75E-08	1.0E+06	1.8E-02
441	3.78173	2.52E-03	9.5E-03	6.05E-04	5.77E-06	0.08	4.71E-02	2.23E-08	1.0E+06	2.2E-02
442	5.12149	2.52E-03	1.3E-02	6.05E-04	7.81E-06	0.08	4.71E-02	3.03E-08	1.0E+06	3.0E-02
443	1.03953	2.52E-03	2.6E-03	6.05E-04	1.59E-06	0.08	4.71E-02	6.14E-09	1.0E+06	6.1E-03
444	1.15373	2.52E-03	2.9E-03	6.05E-04	1.76E-06	0.08	4.71E-02	6.82E-09	1.0E+06	6.8E-03
445	1.28906	2.52E-03	3.2E-03	6.05E-04	1.97E-06	0.08	4.71E-02	7.62E-09	1.0E+06	7.6E-03
446	1.45266	2.52E-03	3.7E-03	6.05E-04	2.21E-06	0.08	4.71E-02	8.58E-09	1.0E+06	8.6E-03
447	1.65507	2.52E-03	4.2E-03	6.05E-04	2.52E-06	0.08	4.71E-02	9.78E-09	1.0E+06	9.8E-03
448	1.91271	2.52E-03	4.8E-03	6.05E-04	2.92E-06	0.08	4.71E-02	1.13E-08	1.0E+06	1.1E-02
449	2.25378	2.52E-03	5.7E-03	6.05E-04	3.44E-06	0.08	4.71E-02	1.33E-08	1.0E+06	1.3E-02
450	2.72919	2.52E-03	6.9E-03	6.05E-04	4.16E-06	0.08	4.71E-02	1.61E-08	1.0E+06	1.6E-02
451	3.44856	2.52E-03	8.7E-03	6.05E-04	5.26E-06	0.08	4.71E-02	2.04E-08	1.0E+06	2.0E-02
452	4.64568	2.52E-03	1.2E-02	6.05E-04	7.08E-06	0.08	4.71E-02	2.74E-08	1.0E+06	2.7E-02
453	0.9668	2.52E-03	2.4E-03	6.05E-04	1.47E-06	0.08	4.71E-02	5.71E-09	1.0E+06	5.7E-03

Ventura Ranch
P3 (on) - Paving

							Cancer Risk from 2 to 16 years			
Receptor #	Conc	g/sec	Cair	Dose Constant	Dose	ED	Risk Constant	Risk	Constant 2	Risk/ Million
454	1.07202	2.52E-03	2.7E-03	6.05E-04	1.63E-06	0.08	4.71E-02	6.33E-09	1.0E+06	6.3E-03
455	1.19758	2.52E-03	3.0E-03	6.05E-04	1.83E-06	0.08	4.71E-02	7.08E-09	1.0E+06	7.1E-03
456	1.34712	2.52E-03	3.4E-03	6.05E-04	2.05E-06	0.08	4.71E-02	7.96E-09	1.0E+06	8.0E-03
457	1.53024	2.52E-03	3.9E-03	6.05E-04	2.33E-06	0.08	4.71E-02	9.04E-09	1.0E+06	9.0E-03
458	1.7624	2.52E-03	4.4E-03	6.05E-04	2.69E-06	0.08	4.71E-02	1.04E-08	1.0E+06	1.0E-02
459	2.06707	2.52E-03	5.2E-03	6.05E-04	3.15E-06	0.08	4.71E-02	1.22E-08	1.0E+06	1.2E-02
460	2.48495	2.52E-03	6.3E-03	6.05E-04	3.79E-06	0.08	4.71E-02	1.47E-08	1.0E+06	1.5E-02
461	3.10199	2.52E-03	7.8E-03	6.05E-04	4.73E-06	0.08	4.71E-02	1.83E-08	1.0E+06	1.8E-02
462	4.12204	2.52E-03	1.0E-02	6.05E-04	6.29E-06	0.08	4.71E-02	2.44E-08	1.0E+06	2.4E-02
463	1.59576	2.52E-03	4.0E-03	6.05E-04	2.43E-06	0.08	4.71E-02	9.43E-09	1.0E+06	9.4E-03
464	1.86158	2.52E-03	4.7E-03	6.05E-04	2.84E-06	0.08	4.71E-02	1.10E-08	1.0E+06	1.1E-02
465	2.22093	2.52E-03	5.6E-03	6.05E-04	3.39E-06	0.08	4.71E-02	1.31E-08	1.0E+06	1.3E-02
466	2.74133	2.52E-03	6.9E-03	6.05E-04	4.18E-06	0.08	4.71E-02	1.62E-08	1.0E+06	1.6E-02
467	3.57348	2.52E-03	9.0E-03	6.05E-04	5.45E-06	0.08	4.71E-02	2.11E-08	1.0E+06	2.1E-02
0	0	2.52E-03	0.0E+00	6.05E-04	0.00E+00	0.08	4.71E-02	0.00E+00	1.0E+06	0.0E+00
0	0	2.52E-03	0.0E+00	6.05E-04	0.00E+00	0.08	4.71E-02	0.00E+00	1.0E+06	0.0E+00
0	0	2.52E-03	0.0E+00	6.05E-04	0.00E+00	0.08	4.71E-02	0.00E+00	1.0E+06	0.0E+00
0	0	2.52E-03	0.0E+00	6.05E-04	0.00E+00	0.08	4.71E-02	0.00E+00	1.0E+06	0.0E+00
0	0	2.52E-03	0.0E+00	6.05E-04	0.00E+00	0.08	4.71E-02	0.00E+00	1.0E+06	0.0E+00
0	0	2.52E-03	0.0E+00	6.05E-04	0.00E+00	0.08	4.71E-02	0.00E+00	1.0E+06	0.0E+00
0	0	2.52E-03	0.0E+00	6.05E-04	0.00E+00	0.08	4.71E-02	0.00E+00	1.0E+06	0.0E+00
0	0	2.52E-03	0.0E+00	6.05E-04	0.00E+00	0.08	4.71E-02	0.00E+00	1.0E+06	0.0E+00
0	0	2.52E-03	0.0E+00	6.05E-04	0.00E+00	0.08	4.71E-02	0.00E+00	1.0E+06	0.0E+00
0	0	2.52E-03	0.0E+00	6.05E-04	0.00E+00	0.08	4.71E-02	0.00E+00	1.0E+06	0.0E+00
0	0	2.52E-03	0.0E+00	6.05E-04	0.00E+00	0.08	4.71E-02	0.00E+00	1.0E+06	0.0E+00
0	0	2.52E-03	0.0E+00	6.05E-04	0.00E+00	0.08	4.71E-02	0.00E+00	1.0E+06	0.0E+00
0	0	2.52E-03	0.0E+00	6.05E-04	0.00E+00	0.08	4.71E-02	0.00E+00	1.0E+06	0.0E+00
0	0	2.52E-03	0.0E+00	6.05E-04	0.00E+00	0.08	4.71E-02	0.00E+00	1.0E+06	0.0E+00
0	0	2.52E-03	0.0E+00	6.05E-04	0.00E+00	0.08	4.71E-02	0.00E+00	1.0E+06	0.0E+00
0	0	2.52E-03	0.0E+00	6.05E-04	0.00E+00	0.08	4.71E-02	0.00E+00	1.0E+06	0.0E+00
0	0	2.52E-03	0.0E+00	6.05E-04	0.00E+00	0.08	4.71E-02	0.00E+00	1.0E+06	0.0E+00

Ventura Ranch
P3 (on) - Paving

							Cancer Risk from 2 to 16 years			
Receptor #	Conc	g/sec	Cair	Dose Constant	Dose	ED	Risk Constant	Risk	Constant 2	Risk/ Million
0	0	2.52E-03	0.0E+00	6.05E-04	0.00E+00	0.08	4.71E-02	0.00E+00	1.0E+06	0.0E+00
0	0	2.52E-03	0.0E+00	6.05E-04	0.00E+00	0.08	4.71E-02	0.00E+00	1.0E+06	0.0E+00
0	0	2.52E-03	0.0E+00	6.05E-04	0.00E+00	0.08	4.71E-02	0.00E+00	1.0E+06	0.0E+00
0	0	2.52E-03	0.0E+00	6.05E-04	0.00E+00	0.08	4.71E-02	0.00E+00	1.0E+06	0.0E+00
0	0	2.52E-03	0.0E+00	6.05E-04	0.00E+00	0.08	4.71E-02	0.00E+00	1.0E+06	0.0E+00
0	0	2.52E-03	0.0E+00	6.05E-04	0.00E+00	0.08	4.71E-02	0.00E+00	1.0E+06	0.0E+00
0	0	2.52E-03	0.0E+00	6.05E-04	0.00E+00	0.08	4.71E-02	0.00E+00	1.0E+06	0.0E+00
0	0	2.52E-03	0.0E+00	6.05E-04	0.00E+00	0.08	4.71E-02	0.00E+00	1.0E+06	0.0E+00
0	0	2.52E-03	0.0E+00	6.05E-04	0.00E+00	0.08	4.71E-02	0.00E+00	1.0E+06	0.0E+00
0	0	2.52E-03	0.0E+00	6.05E-04	0.00E+00	0.08	4.71E-02	0.00E+00	1.0E+06	0.0E+00
0	0	2.52E-03	0.0E+00	6.05E-04	0.00E+00	0.08	4.71E-02	0.00E+00	1.0E+06	0.0E+00
0	0	2.52E-03	0.0E+00	6.05E-04	0.00E+00	0.08	4.71E-02	0.00E+00	1.0E+06	0.0E+00
0	0	2.52E-03	0.0E+00	6.05E-04	0.00E+00	0.08	4.71E-02	0.00E+00	1.0E+06	0.0E+00
0	0	2.52E-03	0.0E+00	6.05E-04	0.00E+00	0.08	4.71E-02	0.00E+00	1.0E+06	0.0E+00
0	0	2.52E-03	0.0E+00	6.05E-04	0.00E+00	0.08	4.71E-02	0.00E+00	1.0E+06	0.0E+00
0	0	2.52E-03	0.0E+00	6.05E-04	0.00E+00	0.08	4.71E-02	0.00E+00	1.0E+06	0.0E+00
0	0	2.52E-03	0.0E+00	6.05E-04	0.00E+00	0.08	4.71E-02	0.00E+00	1.0E+06	0.0E+00
0	0	2.52E-03	0.0E+00	6.05E-04	0.00E+00	0.08	4.71E-02	0.00E+00	1.0E+06	0.0E+00
0	0	2.52E-03	0.0E+00	6.05E-04	0.00E+00	0.08	4.71E-02	0.00E+00	1.0E+06	0.0E+00
0	0	2.52E-03	0.0E+00	6.05E-04	0.00E+00	0.08	4.71E-02	0.00E+00	1.0E+06	0.0E+00
0	0	2.52E-03	0.0E+00	6.05E-04	0.00E+00	0.08	4.71E-02	0.00E+00	1.0E+06	0.0E+00
0	0	2.52E-03	0.0E+00	6.05E-04	0.00E+00	0.08	4.71E-02	0.00E+00	1.0E+06	0.0E+00
0	0	2.52E-03	0.0E+00	6.05E-04	0.00E+00	0.08	4.71E-02	0.00E+00	1.0E+06	0.0E+00
0	0	2.52E-03	0.0E+00	6.05E-04	0.00E+00	0.08	4.71E-02	0.00E+00	1.0E+06	0.0E+00
0	0	2.52E-03	0.0E+00	6.05E-04	0.00E+00	0.08	4.71E-02	0.00E+00	1.0E+06	0.0E+00
0	0	2.52E-03	0.0E+00	6.05E-04	0.00E+00	0.08	4.71E-02	0.00E+00	1.0E+06	0.0E+00
0	0	2.52E-03	0.0E+00	6.05E-04	0.00E+00	0.08	4.71E-02	0.00E+00	1.0E+06	0.0E+00
0	0	2.52E-03	0.0E+00	6.05E-04	0.00E+00	0.08	4.71E-02	0.00E+00	1.0E+06	0.0E+00
0	0	2.52E-03	0.0E+00	6.05E-04	0.00E+00	0.08	4.71E-02	0.00E+00	1.0E+06	0.0E+00
0	0	2.52E-03	0.0E+00	6.05E-04	0.00E+00	0.08	4.71E-02	0.00E+00	1.0E+06	0.0E+00
0	0	2.52E-03	0.0E+00	6.05E-04	0.00E+00	0.08	4.71E-02	0.00E+00	1.0E+06	0.0E+00
0	0	2.52E-03	0.0E+00	6.05E-04	0.00E+00	0.08	4.71E-02	0.00E+00	1.0E+06	0.0E+00
0	0	2.52E-03	0.0E+00	6.05E-04	0.00E+00	0.08	4.71E-02	0.00E+00	1.0E+06	0.0E+00

Ventura Ranch
P3 (on) - Paving

							Cancer Risk from 2 to 16 years			
Receptor #	Conc	g/sec	Cair	Dose Constant	Dose	ED	Risk Constant	Risk	Constant 2	Risk/ Million
0	0	2.52E-03	0.0E+00	6.05E-04	0.00E+00	0.08	4.71E-02	0.00E+00	1.0E+06	0.0E+00
0	0	2.52E-03	0.0E+00	6.05E-04	0.00E+00	0.08	4.71E-02	0.00E+00	1.0E+06	0.0E+00
0	0	2.52E-03	0.0E+00	6.05E-04	0.00E+00	0.08	4.71E-02	0.00E+00	1.0E+06	0.0E+00
0	0	2.52E-03	0.0E+00	6.05E-04	0.00E+00	0.08	4.71E-02	0.00E+00	1.0E+06	0.0E+00
0	0	2.52E-03	0.0E+00	6.05E-04	0.00E+00	0.08	4.71E-02	0.00E+00	1.0E+06	0.0E+00
0	0	2.52E-03	0.0E+00	6.05E-04	0.00E+00	0.08	4.71E-02	0.00E+00	1.0E+06	0.0E+00
0	0	2.52E-03	0.0E+00	6.05E-04	0.00E+00	0.08	4.71E-02	0.00E+00	1.0E+06	0.0E+00
0	0	2.52E-03	0.0E+00	6.05E-04	0.00E+00	0.08	4.71E-02	0.00E+00	1.0E+06	0.0E+00
0	0	2.52E-03	0.0E+00	6.05E-04	0.00E+00	0.08	4.71E-02	0.00E+00	1.0E+06	0.0E+00
0	0	2.52E-03	0.0E+00	6.05E-04	0.00E+00	0.08	4.71E-02	0.00E+00	1.0E+06	0.0E+00
0	0	2.52E-03	0.0E+00	6.05E-04	0.00E+00	0.08	4.71E-02	0.00E+00	1.0E+06	0.0E+00
0	0	2.52E-03	0.0E+00	6.05E-04	0.00E+00	0.08	4.71E-02	0.00E+00	1.0E+06	0.0E+00
0	0	2.52E-03	0.0E+00	6.05E-04	0.00E+00	0.08	4.71E-02	0.00E+00	1.0E+06	0.0E+00
0	0	2.52E-03	0.0E+00	6.05E-04	0.00E+00	0.08	4.71E-02	0.00E+00	1.0E+06	0.0E+00
0	0	2.52E-03	0.0E+00	6.05E-04	0.00E+00	0.08	4.71E-02	0.00E+00	1.0E+06	0.0E+00
0	0	2.52E-03	0.0E+00	6.05E-04	0.00E+00	0.08	4.71E-02	0.00E+00	1.0E+06	0.0E+00
0	0	2.52E-03	0.0E+00	6.05E-04	0.00E+00	0.08	4.71E-02	0.00E+00	1.0E+06	0.0E+00
0	0	2.52E-03	0.0E+00	6.05E-04	0.00E+00	0.08	4.71E-02	0.00E+00	1.0E+06	0.0E+00
0	0	2.52E-03	0.0E+00	6.05E-04	0.00E+00	0.08	4.71E-02	0.00E+00	1.0E+06	0.0E+00
0	0	2.52E-03	0.0E+00	6.05E-04	0.00E+00	0.08	4.71E-02	0.00E+00	1.0E+06	0.0E+00
0	0	2.52E-03	0.0E+00	6.05E-04	0.00E+00	0.08	4.71E-02	0.00E+00	1.0E+06	0.0E+00
0	0	2.52E-03	0.0E+00	6.05E-04	0.00E+00	0.08	4.71E-02	0.00E+00	1.0E+06	0.0E+00
0	0	2.52E-03	0.0E+00	6.05E-04	0.00E+00	0.08	4.71E-02	0.00E+00	1.0E+06	0.0E+00
0	0	2.52E-03	0.0E+00	6.05E-04	0.00E+00	0.08	4.71E-02	0.00E+00	1.0E+06	0.0E+00
0	0	2.52E-03	0.0E+00	6.05E-04	0.00E+00	0.08	4.71E-02	0.00E+00	1.0E+06	0.0E+00
0	0	2.52E-03	0.0E+00	6.05E-04	0.00E+00	0.08	4.71E-02	0.00E+00	1.0E+06	0.0E+00
0	0	2.52E-03	0.0E+00	6.05E-04	0.00E+00	0.08	4.71E-02	0.00E+00	1.0E+06	0.0E+00
0	0	2.52E-03	0.0E+00	6.05E-04	0.00E+00	0.08	4.71E-02	0.00E+00	1.0E+06	0.0E+00
0	0	2.52E-03	0.0E+00	6.05E-04	0.00E+00	0.08	4.71E-02	0.00E+00	1.0E+06	0.0E+00
0	0	2.52E-03	0.0E+00	6.05E-04	0.00E+00	0.08	4.71E-02	0.00E+00	1.0E+06	0.0E+00
0	0	2.52E-03	0.0E+00	6.05E-04	0.00E+00	0.08	4.71E-02	0.00E+00	1.0E+06	0.0E+00
0	0	2.52E-03	0.0E+00	6.05E-04	0.00E+00	0.08	4.71E-02	0.00E+00	1.0E+06	0.0E+00
0	0	2.52E-03	0.0E+00	6.05E-04	0.00E+00	0.08	4.71E-02	0.00E+00	1.0E+06	0.0E+00

Ventura Ranch
P3 (on) - Paving

							Cancer Risk from 2 to 16 years			
Receptor #	Conc	g/sec	Cair	Dose Constant	Dose	ED	Risk Constant	Risk	Constant 2	Risk/ Million
0	0	2.52E-03	0.0E+00	6.05E-04	0.00E+00	0.08	4.71E-02	0.00E+00	1.0E+06	0.0E+00
0	0	2.52E-03	0.0E+00	6.05E-04	0.00E+00	0.08	4.71E-02	0.00E+00	1.0E+06	0.0E+00
0	0	2.52E-03	0.0E+00	6.05E-04	0.00E+00	0.08	4.71E-02	0.00E+00	1.0E+06	0.0E+00
0	0	2.52E-03	0.0E+00	6.05E-04	0.00E+00	0.08	4.71E-02	0.00E+00	1.0E+06	0.0E+00
0	0	2.52E-03	0.0E+00	6.05E-04	0.00E+00	0.08	4.71E-02	0.00E+00	1.0E+06	0.0E+00
0	0	2.52E-03	0.0E+00	6.05E-04	0.00E+00	0.08	4.71E-02	0.00E+00	1.0E+06	0.0E+00
0	0	2.52E-03	0.0E+00	6.05E-04	0.00E+00	0.08	4.71E-02	0.00E+00	1.0E+06	0.0E+00
0	0	2.52E-03	0.0E+00	6.05E-04	0.00E+00	0.08	4.71E-02	0.00E+00	1.0E+06	0.0E+00
0	0	2.52E-03	0.0E+00	6.05E-04	0.00E+00	0.08	4.71E-02	0.00E+00	1.0E+06	0.0E+00
0	0	2.52E-03	0.0E+00	6.05E-04	0.00E+00	0.08	4.71E-02	0.00E+00	1.0E+06	0.0E+00
0	0	2.52E-03	0.0E+00	6.05E-04	0.00E+00	0.08	4.71E-02	0.00E+00	1.0E+06	0.0E+00
0	0	2.52E-03	0.0E+00	6.05E-04	0.00E+00	0.08	4.71E-02	0.00E+00	1.0E+06	0.0E+00
0	0	2.52E-03	0.0E+00	6.05E-04	0.00E+00	0.08	4.71E-02	0.00E+00	1.0E+06	0.0E+00
0	0	2.52E-03	0.0E+00	6.05E-04	0.00E+00	0.08	4.71E-02	0.00E+00	1.0E+06	0.0E+00
0	0	2.52E-03	0.0E+00	6.05E-04	0.00E+00	0.08	4.71E-02	0.00E+00	1.0E+06	0.0E+00
0	0	2.52E-03	0.0E+00	6.05E-04	0.00E+00	0.08	4.71E-02	0.00E+00	1.0E+06	0.0E+00
0	0	2.52E-03	0.0E+00	6.05E-04	0.00E+00	0.08	4.71E-02	0.00E+00	1.0E+06	0.0E+00

Ventura Ranch
P3 (on) - Paving

Max Cancer Risk Cancer Risk	
Receptor #	**Total Risk/ Million**
361	5.8E-03
362	6.5E-03
363	7.3E-03
364	8.4E-03
365	5.8E-03
366	6.5E-03
367	7.4E-03
368	8.4E-03
369	9.7E-03
370	1.1E-02
371	5.9E-03
372	6.6E-03
373	7.4E-03
374	8.4E-03
375	9.7E-03
376	6.0E-03
377	6.6E-03
378	7.5E-03
379	8.5E-03
380	9.8E-03
381	6.0E-03
382	6.7E-03
383	7.5E-03
384	8.5E-03
385	9.8E-03
386	6.1E-03
387	6.7E-03
388	7.5E-03
389	8.5E-03
390	9.7E-03
391	6.1E-03

Max	Receptor #	
0.047	432	Res

Chronic Non Cancer Risk	
REL	**HI Offroad**
5	4.93E-04
5	5.52E-04
5	6.25E-04
5	7.16E-04
5	4.97E-04
5	5.55E-04
5	6.27E-04
5	7.17E-04
5	8.30E-04
5	9.74E-04
5	5.03E-04
5	5.61E-04
5	6.31E-04
5	7.20E-04
5	8.31E-04
5	5.08E-04
5	5.66E-04
5	6.36E-04
5	7.23E-04
5	8.32E-04
5	5.13E-04
5	5.70E-04
5	6.40E-04
5	7.25E-04
5	8.34E-04
5	5.16E-04
5	5.73E-04
5	6.41E-04
5	7.26E-04
5	8.31E-04
5	5.18E-04

Max	Receptor #	
3.975E-03	432	Res

Ventura Ranch
P3 (on) - Paving

Max Cancer Risk Cancer Risk		*Chronic Non Cancer Risk*	
Receptor #	Total Risk/ Million	REL	HI Offroad
392	6.7E-03	5	5.73E-04
393	7.5E-03	5	6.40E-04
394	8.5E-03	5	7.22E-04
395	6.0E-03	5	5.16E-04
396	6.7E-03	5	5.71E-04
397	7.5E-03	5	6.36E-04
398	8.4E-03	5	7.15E-04
399	6.0E-03	5	5.11E-04
400	6.6E-03	5	5.65E-04
401	7.4E-03	5	6.28E-04
402	8.3E-03	5	7.04E-04
403	9.3E-03	5	7.97E-04
404	5.9E-03	5	5.03E-04
405	6.5E-03	5	5.56E-04
406	7.2E-03	5	6.17E-04
407	8.1E-03	5	6.89E-04
408	9.1E-03	5	7.77E-04
409	1.0E-02	5	8.87E-04
410	1.2E-02	5	1.03E-03
411	1.4E-02	5	1.21E-03
412	6.4E-03	5	5.42E-04
413	7.0E-03	5	6.01E-04
414	7.9E-03	5	6.70E-04
415	8.8E-03	5	7.53E-04
416	1.0E-02	5	8.56E-04
417	1.2E-02	5	9.86E-04
418	1.4E-02	5	1.16E-03
419	1.6E-02	5	1.39E-03
420	2.0E-02	5	1.72E-03
421	6.1E-03	5	5.22E-04
422	6.8E-03	5	5.80E-04

Ventura Ranch
P3 (on) - Paving

Max Cancer Risk Cancer Risk		*Chronic Non Cancer Risk*	
Receptor #	Total Risk/ Million	REL	HI Offroad
423	7.6E-03	5	6.45E-04
424	8.5E-03	5	7.24E-04
425	9.6E-03	5	8.20E-04
426	1.1E-02	5	9.40E-04
427	1.3E-02	5	1.10E-03
428	1.5E-02	5	1.31E-03
429	1.9E-02	5	1.61E-03
430	2.4E-02	5	2.06E-03
431	3.3E-02	5	2.79E-03
432	4.7E-02	5	3.98E-03
433	6.5E-03	5	5.54E-04
434	7.2E-03	5	6.16E-04
435	8.1E-03	5	6.90E-04
436	9.1E-03	5	7.79E-04
437	1.0E-02	5	8.90E-04
438	1.2E-02	5	1.03E-03
439	1.4E-02	5	1.22E-03
440	1.8E-02	5	1.49E-03
441	2.2E-02	5	1.91E-03
442	3.0E-02	5	2.58E-03
443	6.1E-03	5	5.24E-04
444	6.8E-03	5	5.81E-04
445	7.6E-03	5	6.50E-04
446	8.6E-03	5	7.32E-04
447	9.8E-03	5	8.34E-04
448	1.1E-02	5	9.64E-04
449	1.3E-02	5	1.14E-03
450	1.6E-02	5	1.38E-03
451	2.0E-02	5	1.74E-03
452	2.7E-02	5	2.34E-03
453	5.7E-03	5	4.87E-04

Ventura Ranch
P3 (on) - Paving

Max Cancer Risk Cancer Risk		*Chronic Non Cancer Risk*	
Receptor #	Total Risk/ Million	REL	HI Offroad
454	6.3E-03	5	5.40E-04
455	7.1E-03	5	6.04E-04
456	8.0E-03	5	6.79E-04
457	9.0E-03	5	7.71E-04
458	1.0E-02	5	8.88E-04
459	1.2E-02	5	1.04E-03
460	1.5E-02	5	1.25E-03
461	1.8E-02	5	1.56E-03
462	2.4E-02	5	2.08E-03
463	9.4E-03	5	8.04E-04
464	1.1E-02	5	9.38E-04
465	1.3E-02	5	1.12E-03
466	1.6E-02	5	1.38E-03
467	2.1E-02	5	1.80E-03
0	0.0E+00	5	0.00E+00
0	0.0E+00	5	0.00E+00
0	0.0E+00	5	0.00E+00
0	0.0E+00	5	0.00E+00
0	0.0E+00	5	0.00E+00
0	0.0E+00	5	0.00E+00
0	0.0E+00	5	0.00E+00
0	0.0E+00	5	0.00E+00
0	0.0E+00	5	0.00E+00
0	0.0E+00	5	0.00E+00
0	0.0E+00	5	0.00E+00
0	0.0E+00	5	0.00E+00
0	0.0E+00	5	0.00E+00
0	0.0E+00	5	0.00E+00
0	0.0E+00	5	0.00E+00
0	0.0E+00	5	0.00E+00

Ventura Ranch
P3 (on) - Paving

Max Cancer Risk Cancer Risk		*Chronic Non Cancer Risk*	
Receptor #	Total Risk/ Million	REL	HI Offroad
0	0.0E+00	5	0.00E+00
0	0.0E+00	5	0.00E+00
0	0.0E+00	5	0.00E+00
0	0.0E+00	5	0.00E+00
0	0.0E+00	5	0.00E+00
0	0.0E+00	5	0.00E+00
0	0.0E+00	5	0.00E+00
0	0.0E+00	5	0.00E+00
0	0.0E+00	5	0.00E+00
0	0.0E+00	5	0.00E+00
0	0.0E+00	5	0.00E+00
0	0.0E+00	5	0.00E+00
0	0.0E+00	5	0.00E+00
0	0.0E+00	5	0.00E+00
0	0.0E+00	5	0.00E+00
0	0.0E+00	5	0.00E+00
0	0.0E+00	5	0.00E+00
0	0.0E+00	5	0.00E+00
0	0.0E+00	5	0.00E+00
0	0.0E+00	5	0.00E+00
0	0.0E+00	5	0.00E+00
0	0.0E+00	5	0.00E+00
0	0.0E+00	5	0.00E+00
0	0.0E+00	5	0.00E+00
0	0.0E+00	5	0.00E+00
0	0.0E+00	5	0.00E+00
0	0.0E+00	5	0.00E+00
0	0.0E+00	5	0.00E+00
0	0.0E+00	5	0.00E+00
0	0.0E+00	5	0.00E+00
0	0.0E+00	5	0.00E+00

Ventura Ranch
P3 (on) - Paving

Max Cancer Risk Cancer Risk		*Chronic Non Cancer Risk*	
Receptor #	Total Risk/ Million	REL	HI Offroad
0	0.0E+00	5	0.00E+00
0	0.0E+00	5	0.00E+00
0	0.0E+00	5	0.00E+00
0	0.0E+00	5	0.00E+00
0	0.0E+00	5	0.00E+00
0	0.0E+00	5	0.00E+00
0	0.0E+00	5	0.00E+00
0	0.0E+00	5	0.00E+00
0	0.0E+00	5	0.00E+00
0	0.0E+00	5	0.00E+00
0	0.0E+00	5	0.00E+00
0	0.0E+00	5	0.00E+00
0	0.0E+00	5	0.00E+00
0	0.0E+00	5	0.00E+00
0	0.0E+00	5	0.00E+00
0	0.0E+00	5	0.00E+00
0	0.0E+00	5	0.00E+00
0	0.0E+00	5	0.00E+00
0	0.0E+00	5	0.00E+00
0	0.0E+00	5	0.00E+00
0	0.0E+00	5	0.00E+00
0	0.0E+00	5	0.00E+00
0	0.0E+00	5	0.00E+00
0	0.0E+00	5	0.00E+00
0	0.0E+00	5	0.00E+00
0	0.0E+00	5	0.00E+00
0	0.0E+00	5	0.00E+00
0	0.0E+00	5	0.00E+00
0	0.0E+00	5	0.00E+00
0	0.0E+00	5	0.00E+00
0	0.0E+00	5	0.00E+00

Ventura Ranch
P3 (on) - Paving

Max Cancer Risk Cancer Risk	
Receptor #	**Total Risk/ Million**
0	0.0E+00
0	0.0E+00
0	0.0E+00
0	0.0E+00
0	0.0E+00
0	0.0E+00
0	0.0E+00
0	0.0E+00
0	0.0E+00
0	0.0E+00
0	0.0E+00
0	0.0E+00
0	0.0E+00
0	0.0E+00
0	0.0E+00
0	0.0E+00
0	0.0E+00

Chronic Non Cancer Risk	
REL	**HI Offroad**
5	0.00E+00
5	0.00E+00
5	0.00E+00
5	0.00E+00
5	0.00E+00
5	0.00E+00
5	0.00E+00
5	0.00E+00
5	0.00E+00
5	0.00E+00
5	0.00E+00
5	0.00E+00
5	0.00E+00
5	0.00E+00
5	0.00E+00
5	0.00E+00

Ventura Ranch

P3 (on) - Architectural Coating

		Cancer Risk from 2 to 16 years								
Receptor #	Conc	g/sec	Cair	Dose Constant	Dose	ED	Risk Constant	Risk	Constant 2	Risk/ Million
361	0.9254	1.26E-04	1.2E-04	6.05E-04	7.06E-08	0.08	4.71E-02	2.73E-10	1.0E+06	2.7E-04
362	1.03027	1.26E-04	1.3E-04	6.05E-04	7.85E-08	0.08	4.71E-02	3.04E-10	1.0E+06	3.0E-04
363	1.15965	1.26E-04	1.5E-04	6.05E-04	8.84E-08	0.08	4.71E-02	3.43E-10	1.0E+06	3.4E-04
364	1.31989	1.26E-04	1.7E-04	6.05E-04	1.01E-07	0.08	4.71E-02	3.90E-10	1.0E+06	3.9E-04
365	0.93566	1.26E-04	1.2E-04	6.05E-04	7.13E-08	0.08	4.71E-02	2.76E-10	1.0E+06	2.8E-04
366	1.03894	1.26E-04	1.3E-04	6.05E-04	7.92E-08	0.08	4.71E-02	3.07E-10	1.0E+06	3.1E-04
367	1.16542	1.26E-04	1.5E-04	6.05E-04	8.88E-08	0.08	4.71E-02	3.44E-10	1.0E+06	3.4E-04
368	1.32227	1.26E-04	1.7E-04	6.05E-04	1.01E-07	0.08	4.71E-02	3.91E-10	1.0E+06	3.9E-04
369	1.51827	1.26E-04	1.9E-04	6.05E-04	1.16E-07	0.08	4.71E-02	4.48E-10	1.0E+06	4.5E-04
370	1.76601	1.26E-04	2.2E-04	6.05E-04	1.35E-07	0.08	4.71E-02	5.22E-10	1.0E+06	5.2E-04
371	0.94878	1.26E-04	1.2E-04	6.05E-04	7.23E-08	0.08	4.71E-02	2.80E-10	1.0E+06	2.8E-04
372	1.05133	1.26E-04	1.3E-04	6.05E-04	8.02E-08	0.08	4.71E-02	3.11E-10	1.0E+06	3.1E-04
373	1.17578	1.26E-04	1.5E-04	6.05E-04	8.96E-08	0.08	4.71E-02	3.47E-10	1.0E+06	3.5E-04
374	1.32924	1.26E-04	1.7E-04	6.05E-04	1.01E-07	0.08	4.71E-02	3.93E-10	1.0E+06	3.9E-04
375	1.52051	1.26E-04	1.9E-04	6.05E-04	1.16E-07	0.08	4.71E-02	4.49E-10	1.0E+06	4.5E-04
376	0.96279	1.26E-04	1.2E-04	6.05E-04	7.34E-08	0.08	4.71E-02	2.84E-10	1.0E+06	2.8E-04
377	1.06563	1.26E-04	1.3E-04	6.05E-04	8.12E-08	0.08	4.71E-02	3.15E-10	1.0E+06	3.1E-04
378	1.18941	1.26E-04	1.5E-04	6.05E-04	9.07E-08	0.08	4.71E-02	3.51E-10	1.0E+06	3.5E-04
379	1.33985	1.26E-04	1.7E-04	6.05E-04	1.02E-07	0.08	4.71E-02	3.96E-10	1.0E+06	4.0E-04
380	1.52857	1.26E-04	1.9E-04	6.05E-04	1.17E-07	0.08	4.71E-02	4.52E-10	1.0E+06	4.5E-04
381	0.97708	1.26E-04	1.2E-04	6.05E-04	7.45E-08	0.08	4.71E-02	2.89E-10	1.0E+06	2.9E-04
382	1.07966	1.26E-04	1.4E-04	6.05E-04	8.23E-08	0.08	4.71E-02	3.19E-10	1.0E+06	3.2E-04
383	1.20311	1.26E-04	1.5E-04	6.05E-04	9.17E-08	0.08	4.71E-02	3.55E-10	1.0E+06	3.6E-04
384	1.35229	1.26E-04	1.7E-04	6.05E-04	1.03E-07	0.08	4.71E-02	3.99E-10	1.0E+06	4.0E-04
385	1.53908	1.26E-04	1.9E-04	6.05E-04	1.17E-07	0.08	4.71E-02	4.55E-10	1.0E+06	4.5E-04
386	0.98985	1.26E-04	1.2E-04	6.05E-04	7.55E-08	0.08	4.71E-02	2.92E-10	1.0E+06	2.9E-04
387	1.09225	1.26E-04	1.4E-04	6.05E-04	8.33E-08	0.08	4.71E-02	3.23E-10	1.0E+06	3.2E-04
388	1.2144	1.26E-04	1.5E-04	6.05E-04	9.26E-08	0.08	4.71E-02	3.59E-10	1.0E+06	3.6E-04
389	1.36332	1.26E-04	1.7E-04	6.05E-04	1.04E-07	0.08	4.71E-02	4.03E-10	1.0E+06	4.0E-04
390	1.54778	1.26E-04	2.0E-04	6.05E-04	1.18E-07	0.08	4.71E-02	4.57E-10	1.0E+06	4.6E-04
391	0.99861	1.26E-04	1.3E-04	6.05E-04	7.61E-08	0.08	4.71E-02	2.95E-10	1.0E+06	2.9E-04

Ventura Ranch

P3 (on) - Architectural Coating

		Cancer Risk from 2 to 16 years								
Receptor #	Conc	g/sec	Cair	Dose Constant	Dose	ED	Risk Constant	Risk	Constant 2	Risk/ Million
392	1.10152	1.26E-04	1.4E-04	6.05E-04	8.40E-08	0.08	4.71E-02	3.25E-10	1.0E+06	3.3E-04
393	1.22333	1.26E-04	1.5E-04	6.05E-04	9.33E-08	0.08	4.71E-02	3.61E-10	1.0E+06	3.6E-04
394	1.37029	1.26E-04	1.7E-04	6.05E-04	1.04E-07	0.08	4.71E-02	4.05E-10	1.0E+06	4.0E-04
395	1.00254	1.26E-04	1.3E-04	6.05E-04	7.64E-08	0.08	4.71E-02	2.96E-10	1.0E+06	3.0E-04
396	1.10549	1.26E-04	1.4E-04	6.05E-04	8.43E-08	0.08	4.71E-02	3.27E-10	1.0E+06	3.3E-04
397	1.22593	1.26E-04	1.5E-04	6.05E-04	9.35E-08	0.08	4.71E-02	3.62E-10	1.0E+06	3.6E-04
398	1.37035	1.26E-04	1.7E-04	6.05E-04	1.04E-07	0.08	4.71E-02	4.05E-10	1.0E+06	4.0E-04
399	0.99973	1.26E-04	1.3E-04	6.05E-04	7.62E-08	0.08	4.71E-02	2.95E-10	1.0E+06	3.0E-04
400	1.10232	1.26E-04	1.4E-04	6.05E-04	8.40E-08	0.08	4.71E-02	3.26E-10	1.0E+06	3.3E-04
401	1.22107	1.26E-04	1.5E-04	6.05E-04	9.31E-08	0.08	4.71E-02	3.61E-10	1.0E+06	3.6E-04
402	1.36239	1.26E-04	1.7E-04	6.05E-04	1.04E-07	0.08	4.71E-02	4.02E-10	1.0E+06	4.0E-04
403	1.53268	1.26E-04	1.9E-04	6.05E-04	1.17E-07	0.08	4.71E-02	4.53E-10	1.0E+06	4.5E-04
404	0.9902	1.26E-04	1.2E-04	6.05E-04	7.55E-08	0.08	4.71E-02	2.93E-10	1.0E+06	2.9E-04
405	1.09122	1.26E-04	1.4E-04	6.05E-04	8.32E-08	0.08	4.71E-02	3.22E-10	1.0E+06	3.2E-04
406	1.20781	1.26E-04	1.5E-04	6.05E-04	9.21E-08	0.08	4.71E-02	3.57E-10	1.0E+06	3.6E-04
407	1.34516	1.26E-04	1.7E-04	6.05E-04	1.03E-07	0.08	4.71E-02	3.97E-10	1.0E+06	4.0E-04
408	1.50954	1.26E-04	1.9E-04	6.05E-04	1.15E-07	0.08	4.71E-02	4.46E-10	1.0E+06	4.5E-04
409	1.71045	1.26E-04	2.2E-04	6.05E-04	1.30E-07	0.08	4.71E-02	5.05E-10	1.0E+06	5.1E-04
410	1.96184	1.26E-04	2.5E-04	6.05E-04	1.50E-07	0.08	4.71E-02	5.80E-10	1.0E+06	5.8E-04
411	2.28549	1.26E-04	2.9E-04	6.05E-04	1.74E-07	0.08	4.71E-02	6.75E-10	1.0E+06	6.8E-04
412	1.07073	1.26E-04	1.3E-04	6.05E-04	8.16E-08	0.08	4.71E-02	3.16E-10	1.0E+06	3.2E-04
413	1.18373	1.26E-04	1.5E-04	6.05E-04	9.02E-08	0.08	4.71E-02	3.50E-10	1.0E+06	3.5E-04
414	1.31635	1.26E-04	1.7E-04	6.05E-04	1.00E-07	0.08	4.71E-02	3.89E-10	1.0E+06	3.9E-04
415	1.47422	1.26E-04	1.9E-04	6.05E-04	1.12E-07	0.08	4.71E-02	4.35E-10	1.0E+06	4.4E-04
416	1.66615	1.26E-04	2.1E-04	6.05E-04	1.27E-07	0.08	4.71E-02	4.92E-10	1.0E+06	4.9E-04
417	1.90315	1.26E-04	2.4E-04	6.05E-04	1.45E-07	0.08	4.71E-02	5.62E-10	1.0E+06	5.6E-04
418	2.20457	1.26E-04	2.8E-04	6.05E-04	1.68E-07	0.08	4.71E-02	6.51E-10	1.0E+06	6.5E-04
419	2.60206	1.26E-04	3.3E-04	6.05E-04	1.98E-07	0.08	4.71E-02	7.69E-10	1.0E+06	7.7E-04
420	3.14784	1.26E-04	4.0E-04	6.05E-04	2.40E-07	0.08	4.71E-02	9.30E-10	1.0E+06	9.3E-04
421	1.03592	1.26E-04	1.3E-04	6.05E-04	7.90E-08	0.08	4.71E-02	3.06E-10	1.0E+06	3.1E-04
422	1.14794	1.26E-04	1.4E-04	6.05E-04	8.75E-08	0.08	4.71E-02	3.39E-10	1.0E+06	3.4E-04

Ventura Ranch

P3 (on) - Architectural Coating

		Cancer Risk from 2 to 16 years								
Receptor #	Conc	g/sec	Cair	Dose Constant	Dose	ED	Risk Constant	Risk	Constant 2	Risk/ Million
423	1.27494	1.26E-04	1.6E-04	6.05E-04	9.72E-08	0.08	4.71E-02	3.77E-10	1.0E+06	3.8E-04
424	1.42577	1.26E-04	1.8E-04	6.05E-04	1.09E-07	0.08	4.71E-02	4.21E-10	1.0E+06	4.2E-04
425	1.60782	1.26E-04	2.0E-04	6.05E-04	1.23E-07	0.08	4.71E-02	4.75E-10	1.0E+06	4.7E-04
426	1.83067	1.26E-04	2.3E-04	6.05E-04	1.40E-07	0.08	4.71E-02	5.41E-10	1.0E+06	5.4E-04
427	2.1116	1.26E-04	2.7E-04	6.05E-04	1.61E-07	0.08	4.71E-02	6.24E-10	1.0E+06	6.2E-04
428	2.47689	1.26E-04	3.1E-04	6.05E-04	1.89E-07	0.08	4.71E-02	7.32E-10	1.0E+06	7.3E-04
429	2.97319	1.26E-04	3.7E-04	6.05E-04	2.27E-07	0.08	4.71E-02	8.78E-10	1.0E+06	8.8E-04
430	3.68829	1.26E-04	4.6E-04	6.05E-04	2.81E-07	0.08	4.71E-02	1.09E-09	1.0E+06	1.1E-03
431	4.77843	1.26E-04	6.0E-04	6.05E-04	3.64E-07	0.08	4.71E-02	1.41E-09	1.0E+06	1.4E-03
432	6.52211	1.26E-04	8.2E-04	6.05E-04	4.97E-07	0.08	4.71E-02	1.93E-09	1.0E+06	1.9E-03
433	1.10042	1.26E-04	1.4E-04	6.05E-04	8.39E-08	0.08	4.71E-02	3.25E-10	1.0E+06	3.3E-04
434	1.22088	1.26E-04	1.5E-04	6.05E-04	9.31E-08	0.08	4.71E-02	3.61E-10	1.0E+06	3.6E-04
435	1.36322	1.26E-04	1.7E-04	6.05E-04	1.04E-07	0.08	4.71E-02	4.03E-10	1.0E+06	4.0E-04
436	1.53418	1.26E-04	1.9E-04	6.05E-04	1.17E-07	0.08	4.71E-02	4.53E-10	1.0E+06	4.5E-04
437	1.74259	1.26E-04	2.2E-04	6.05E-04	1.33E-07	0.08	4.71E-02	5.15E-10	1.0E+06	5.1E-04
438	2.0034	1.26E-04	2.5E-04	6.05E-04	1.53E-07	0.08	4.71E-02	5.92E-10	1.0E+06	5.9E-04
439	2.33956	1.26E-04	2.9E-04	6.05E-04	1.78E-07	0.08	4.71E-02	6.91E-10	1.0E+06	6.9E-04
440	2.79	1.26E-04	3.5E-04	6.05E-04	2.13E-07	0.08	4.71E-02	8.24E-10	1.0E+06	8.2E-04
441	3.4323	1.26E-04	4.3E-04	6.05E-04	2.62E-07	0.08	4.71E-02	1.01E-09	1.0E+06	1.0E-03
442	4.4191	1.26E-04	5.6E-04	6.05E-04	3.37E-07	0.08	4.71E-02	1.31E-09	1.0E+06	1.3E-03
443	1.04264	1.26E-04	1.3E-04	6.05E-04	7.95E-08	0.08	4.71E-02	3.08E-10	1.0E+06	3.1E-04
444	1.15503	1.26E-04	1.5E-04	6.05E-04	8.81E-08	0.08	4.71E-02	3.41E-10	1.0E+06	3.4E-04
445	1.28715	1.26E-04	1.6E-04	6.05E-04	9.81E-08	0.08	4.71E-02	3.80E-10	1.0E+06	3.8E-04
446	1.44519	1.26E-04	1.8E-04	6.05E-04	1.10E-07	0.08	4.71E-02	4.27E-10	1.0E+06	4.3E-04
447	1.63785	1.26E-04	2.1E-04	6.05E-04	1.25E-07	0.08	4.71E-02	4.84E-10	1.0E+06	4.8E-04
448	1.8779	1.26E-04	2.4E-04	6.05E-04	1.43E-07	0.08	4.71E-02	5.55E-10	1.0E+06	5.5E-04
449	2.18556	1.26E-04	2.8E-04	6.05E-04	1.67E-07	0.08	4.71E-02	6.46E-10	1.0E+06	6.5E-04
450	2.5935	1.26E-04	3.3E-04	6.05E-04	1.98E-07	0.08	4.71E-02	7.66E-10	1.0E+06	7.7E-04
451	3.16637	1.26E-04	4.0E-04	6.05E-04	2.41E-07	0.08	4.71E-02	9.35E-10	1.0E+06	9.4E-04
452	4.03457	1.26E-04	5.1E-04	6.05E-04	3.08E-07	0.08	4.71E-02	1.19E-09	1.0E+06	1.2E-03
453	0.97083	1.26E-04	1.2E-04	6.05E-04	7.40E-08	0.08	4.71E-02	2.87E-10	1.0E+06	2.9E-04

Ventura Ranch

P3 (on) - Architectural Coating

		Cancer Risk from 2 to 16 years								
Receptor #	Conc	g/sec	Cair	Dose Constant	Dose	ED	Risk Constant	Risk	Constant 2	Risk/ Million
454	1.07436	1.26E-04	1.4E-04	6.05E-04	8.19E-08	0.08	4.71E-02	3.17E-10	1.0E+06	3.2E-04
455	1.19689	1.26E-04	1.5E-04	6.05E-04	9.12E-08	0.08	4.71E-02	3.54E-10	1.0E+06	3.5E-04
456	1.34123	1.26E-04	1.7E-04	6.05E-04	1.02E-07	0.08	4.71E-02	3.96E-10	1.0E+06	4.0E-04
457	1.51548	1.26E-04	1.9E-04	6.05E-04	1.16E-07	0.08	4.71E-02	4.48E-10	1.0E+06	4.5E-04
458	1.73217	1.26E-04	2.2E-04	6.05E-04	1.32E-07	0.08	4.71E-02	5.12E-10	1.0E+06	5.1E-04
459	2.00888	1.26E-04	2.5E-04	6.05E-04	1.53E-07	0.08	4.71E-02	5.93E-10	1.0E+06	5.9E-04
460	2.37332	1.26E-04	3.0E-04	6.05E-04	1.81E-07	0.08	4.71E-02	7.01E-10	1.0E+06	7.0E-04
461	2.87738	1.26E-04	3.6E-04	6.05E-04	2.19E-07	0.08	4.71E-02	8.50E-10	1.0E+06	8.5E-04
462	3.62529	1.26E-04	4.6E-04	6.05E-04	2.76E-07	0.08	4.71E-02	1.07E-09	1.0E+06	1.1E-03
463	1.56699	1.26E-04	2.0E-04	6.05E-04	1.19E-07	0.08	4.71E-02	4.63E-10	1.0E+06	4.6E-04
464	1.80728	1.26E-04	2.3E-04	6.05E-04	1.38E-07	0.08	4.71E-02	5.34E-10	1.0E+06	5.3E-04
465	2.12022	1.26E-04	2.7E-04	6.05E-04	1.62E-07	0.08	4.71E-02	6.26E-10	1.0E+06	6.3E-04
466	2.54906	1.26E-04	3.2E-04	6.05E-04	1.94E-07	0.08	4.71E-02	7.53E-10	1.0E+06	7.5E-04
467	3.17482	1.26E-04	4.0E-04	6.05E-04	2.42E-07	0.08	4.71E-02	9.38E-10	1.0E+06	9.4E-04
0	0	1.26E-04	0.0E+00	6.05E-04	0.00E+00	0.08	4.71E-02	0.00E+00	1.0E+06	0.0E+00
0	0	1.26E-04	0.0E+00	6.05E-04	0.00E+00	0.08	4.71E-02	0.00E+00	1.0E+06	0.0E+00
0	0	1.26E-04	0.0E+00	6.05E-04	0.00E+00	0.08	4.71E-02	0.00E+00	1.0E+06	0.0E+00
0	0	1.26E-04	0.0E+00	6.05E-04	0.00E+00	0.08	4.71E-02	0.00E+00	1.0E+06	0.0E+00
0	0	1.26E-04	0.0E+00	6.05E-04	0.00E+00	0.08	4.71E-02	0.00E+00	1.0E+06	0.0E+00
0	0	1.26E-04	0.0E+00	6.05E-04	0.00E+00	0.08	4.71E-02	0.00E+00	1.0E+06	0.0E+00
0	0	1.26E-04	0.0E+00	6.05E-04	0.00E+00	0.08	4.71E-02	0.00E+00	1.0E+06	0.0E+00
0	0	1.26E-04	0.0E+00	6.05E-04	0.00E+00	0.08	4.71E-02	0.00E+00	1.0E+06	0.0E+00
0	0	1.26E-04	0.0E+00	6.05E-04	0.00E+00	0.08	4.71E-02	0.00E+00	1.0E+06	0.0E+00
0	0	1.26E-04	0.0E+00	6.05E-04	0.00E+00	0.08	4.71E-02	0.00E+00	1.0E+06	0.0E+00
0	0	1.26E-04	0.0E+00	6.05E-04	0.00E+00	0.08	4.71E-02	0.00E+00	1.0E+06	0.0E+00
0	0	1.26E-04	0.0E+00	6.05E-04	0.00E+00	0.08	4.71E-02	0.00E+00	1.0E+06	0.0E+00
0	0	1.26E-04	0.0E+00	6.05E-04	0.00E+00	0.08	4.71E-02	0.00E+00	1.0E+06	0.0E+00
0	0	1.26E-04	0.0E+00	6.05E-04	0.00E+00	0.08	4.71E-02	0.00E+00	1.0E+06	0.0E+00
0	0	1.26E-04	0.0E+00	6.05E-04	0.00E+00	0.08	4.71E-02	0.00E+00	1.0E+06	0.0E+00
0	0	1.26E-04	0.0E+00	6.05E-04	0.00E+00	0.08	4.71E-02	0.00E+00	1.0E+06	0.0E+00
0	0	1.26E-04	0.0E+00	6.05E-04	0.00E+00	0.08	4.71E-02	0.00E+00	1.0E+06	0.0E+00

Ventura Ranch

P3 (on) - Architectural Coating

		Cancer Risk from 2 to 16 years								
Receptor #	Conc	g/sec	Cair	Dose Constant	Dose	ED	Risk Constant	Risk	Constant 2	Risk/ Million
0	0	1.26E-04	0.0E+00	6.05E-04	0.00E+00	0.08	4.71E-02	0.00E+00	1.0E+06	0.0E+00
0	0	1.26E-04	0.0E+00	6.05E-04	0.00E+00	0.08	4.71E-02	0.00E+00	1.0E+06	0.0E+00
0	0	1.26E-04	0.0E+00	6.05E-04	0.00E+00	0.08	4.71E-02	0.00E+00	1.0E+06	0.0E+00
0	0	1.26E-04	0.0E+00	6.05E-04	0.00E+00	0.08	4.71E-02	0.00E+00	1.0E+06	0.0E+00
0	0	1.26E-04	0.0E+00	6.05E-04	0.00E+00	0.08	4.71E-02	0.00E+00	1.0E+06	0.0E+00
0	0	1.26E-04	0.0E+00	6.05E-04	0.00E+00	0.08	4.71E-02	0.00E+00	1.0E+06	0.0E+00
0	0	1.26E-04	0.0E+00	6.05E-04	0.00E+00	0.08	4.71E-02	0.00E+00	1.0E+06	0.0E+00
0	0	1.26E-04	0.0E+00	6.05E-04	0.00E+00	0.08	4.71E-02	0.00E+00	1.0E+06	0.0E+00
0	0	1.26E-04	0.0E+00	6.05E-04	0.00E+00	0.08	4.71E-02	0.00E+00	1.0E+06	0.0E+00
0	0	1.26E-04	0.0E+00	6.05E-04	0.00E+00	0.08	4.71E-02	0.00E+00	1.0E+06	0.0E+00
0	0	1.26E-04	0.0E+00	6.05E-04	0.00E+00	0.08	4.71E-02	0.00E+00	1.0E+06	0.0E+00
0	0	1.26E-04	0.0E+00	6.05E-04	0.00E+00	0.08	4.71E-02	0.00E+00	1.0E+06	0.0E+00
0	0	1.26E-04	0.0E+00	6.05E-04	0.00E+00	0.08	4.71E-02	0.00E+00	1.0E+06	0.0E+00
0	0	1.26E-04	0.0E+00	6.05E-04	0.00E+00	0.08	4.71E-02	0.00E+00	1.0E+06	0.0E+00
0	0	1.26E-04	0.0E+00	6.05E-04	0.00E+00	0.08	4.71E-02	0.00E+00	1.0E+06	0.0E+00
0	0	1.26E-04	0.0E+00	6.05E-04	0.00E+00	0.08	4.71E-02	0.00E+00	1.0E+06	0.0E+00
0	0	1.26E-04	0.0E+00	6.05E-04	0.00E+00	0.08	4.71E-02	0.00E+00	1.0E+06	0.0E+00
0	0	1.26E-04	0.0E+00	6.05E-04	0.00E+00	0.08	4.71E-02	0.00E+00	1.0E+06	0.0E+00
0	0	1.26E-04	0.0E+00	6.05E-04	0.00E+00	0.08	4.71E-02	0.00E+00	1.0E+06	0.0E+00
0	0	1.26E-04	0.0E+00	6.05E-04	0.00E+00	0.08	4.71E-02	0.00E+00	1.0E+06	0.0E+00
0	0	1.26E-04	0.0E+00	6.05E-04	0.00E+00	0.08	4.71E-02	0.00E+00	1.0E+06	0.0E+00
0	0	1.26E-04	0.0E+00	6.05E-04	0.00E+00	0.08	4.71E-02	0.00E+00	1.0E+06	0.0E+00
0	0	1.26E-04	0.0E+00	6.05E-04	0.00E+00	0.08	4.71E-02	0.00E+00	1.0E+06	0.0E+00
0	0	1.26E-04	0.0E+00	6.05E-04	0.00E+00	0.08	4.71E-02	0.00E+00	1.0E+06	0.0E+00
0	0	1.26E-04	0.0E+00	6.05E-04	0.00E+00	0.08	4.71E-02	0.00E+00	1.0E+06	0.0E+00
0	0	1.26E-04	0.0E+00	6.05E-04	0.00E+00	0.08	4.71E-02	0.00E+00	1.0E+06	0.0E+00
0	0	1.26E-04	0.0E+00	6.05E-04	0.00E+00	0.08	4.71E-02	0.00E+00	1.0E+06	0.0E+00
0	0	1.26E-04	0.0E+00	6.05E-04	0.00E+00	0.08	4.71E-02	0.00E+00	1.0E+06	0.0E+00
0	0	1.26E-04	0.0E+00	6.05E-04	0.00E+00	0.08	4.71E-02	0.00E+00	1.0E+06	0.0E+00
0	0	1.26E-04	0.0E+00	6.05E-04	0.00E+00	0.08	4.71E-02	0.00E+00	1.0E+06	0.0E+00
0	0	1.26E-04	0.0E+00	6.05E-04	0.00E+00	0.08	4.71E-02	0.00E+00	1.0E+06	0.0E+00
0	0	1.26E-04	0.0E+00	6.05E-04	0.00E+00	0.08	4.71E-02	0.00E+00	1.0E+06	0.0E+00

Ventura Ranch

P3 (on) - Architectural Coating

		Cancer Risk from 2 to 16 years								
Receptor #	Conc	g/sec	Cair	Dose Constant	Dose	ED	Risk Constant	Risk	Constant 2	Risk/ Million
0	0	1.26E-04	0.0E+00	6.05E-04	0.00E+00	0.08	4.71E-02	0.00E+00	1.0E+06	0.0E+00
0	0	1.26E-04	0.0E+00	6.05E-04	0.00E+00	0.08	4.71E-02	0.00E+00	1.0E+06	0.0E+00
0	0	1.26E-04	0.0E+00	6.05E-04	0.00E+00	0.08	4.71E-02	0.00E+00	1.0E+06	0.0E+00
0	0	1.26E-04	0.0E+00	6.05E-04	0.00E+00	0.08	4.71E-02	0.00E+00	1.0E+06	0.0E+00
0	0	1.26E-04	0.0E+00	6.05E-04	0.00E+00	0.08	4.71E-02	0.00E+00	1.0E+06	0.0E+00
0	0	1.26E-04	0.0E+00	6.05E-04	0.00E+00	0.08	4.71E-02	0.00E+00	1.0E+06	0.0E+00
0	0	1.26E-04	0.0E+00	6.05E-04	0.00E+00	0.08	4.71E-02	0.00E+00	1.0E+06	0.0E+00
0	0	1.26E-04	0.0E+00	6.05E-04	0.00E+00	0.08	4.71E-02	0.00E+00	1.0E+06	0.0E+00
0	0	1.26E-04	0.0E+00	6.05E-04	0.00E+00	0.08	4.71E-02	0.00E+00	1.0E+06	0.0E+00
0	0	1.26E-04	0.0E+00	6.05E-04	0.00E+00	0.08	4.71E-02	0.00E+00	1.0E+06	0.0E+00
0	0	1.26E-04	0.0E+00	6.05E-04	0.00E+00	0.08	4.71E-02	0.00E+00	1.0E+06	0.0E+00
0	0	1.26E-04	0.0E+00	6.05E-04	0.00E+00	0.08	4.71E-02	0.00E+00	1.0E+06	0.0E+00
0	0	1.26E-04	0.0E+00	6.05E-04	0.00E+00	0.08	4.71E-02	0.00E+00	1.0E+06	0.0E+00
0	0	1.26E-04	0.0E+00	6.05E-04	0.00E+00	0.08	4.71E-02	0.00E+00	1.0E+06	0.0E+00
0	0	1.26E-04	0.0E+00	6.05E-04	0.00E+00	0.08	4.71E-02	0.00E+00	1.0E+06	0.0E+00
0	0	1.26E-04	0.0E+00	6.05E-04	0.00E+00	0.08	4.71E-02	0.00E+00	1.0E+06	0.0E+00
0	0	1.26E-04	0.0E+00	6.05E-04	0.00E+00	0.08	4.71E-02	0.00E+00	1.0E+06	0.0E+00
0	0	1.26E-04	0.0E+00	6.05E-04	0.00E+00	0.08	4.71E-02	0.00E+00	1.0E+06	0.0E+00
0	0	1.26E-04	0.0E+00	6.05E-04	0.00E+00	0.08	4.71E-02	0.00E+00	1.0E+06	0.0E+00
0	0	1.26E-04	0.0E+00	6.05E-04	0.00E+00	0.08	4.71E-02	0.00E+00	1.0E+06	0.0E+00
0	0	1.26E-04	0.0E+00	6.05E-04	0.00E+00	0.08	4.71E-02	0.00E+00	1.0E+06	0.0E+00
0	0	1.26E-04	0.0E+00	6.05E-04	0.00E+00	0.08	4.71E-02	0.00E+00	1.0E+06	0.0E+00
0	0	1.26E-04	0.0E+00	6.05E-04	0.00E+00	0.08	4.71E-02	0.00E+00	1.0E+06	0.0E+00
0	0	1.26E-04	0.0E+00	6.05E-04	0.00E+00	0.08	4.71E-02	0.00E+00	1.0E+06	0.0E+00
0	0	1.26E-04	0.0E+00	6.05E-04	0.00E+00	0.08	4.71E-02	0.00E+00	1.0E+06	0.0E+00
0	0	1.26E-04	0.0E+00	6.05E-04	0.00E+00	0.08	4.71E-02	0.00E+00	1.0E+06	0.0E+00
0	0	1.26E-04	0.0E+00	6.05E-04	0.00E+00	0.08	4.71E-02	0.00E+00	1.0E+06	0.0E+00
0	0	1.26E-04	0.0E+00	6.05E-04	0.00E+00	0.08	4.71E-02	0.00E+00	1.0E+06	0.0E+00
0	0	1.26E-04	0.0E+00	6.05E-04	0.00E+00	0.08	4.71E-02	0.00E+00	1.0E+06	0.0E+00
0	0	1.26E-04	0.0E+00	6.05E-04	0.00E+00	0.08	4.71E-02	0.00E+00	1.0E+06	0.0E+00
0	0	1.26E-04	0.0E+00	6.05E-04	0.00E+00	0.08	4.71E-02	0.00E+00	1.0E+06	0.0E+00
0	0	1.26E-04	0.0E+00	6.05E-04	0.00E+00	0.08	4.71E-02	0.00E+00	1.0E+06	0.0E+00

Ventura Ranch

P3 (on) - Architectural Coating

		Cancer Risk from 2 to 16 years								
Receptor #	Conc	g/sec	Cair	Dose Constant	Dose	ED	Risk Constant	Risk	Constant 2	Risk/ Million
0	0	1.26E-04	0.0E+00	6.05E-04	0.00E+00	0.08	4.71E-02	0.00E+00	1.0E+06	0.0E+00
0	0	1.26E-04	0.0E+00	6.05E-04	0.00E+00	0.08	4.71E-02	0.00E+00	1.0E+06	0.0E+00
0	0	1.26E-04	0.0E+00	6.05E-04	0.00E+00	0.08	4.71E-02	0.00E+00	1.0E+06	0.0E+00
0	0	1.26E-04	0.0E+00	6.05E-04	0.00E+00	0.08	4.71E-02	0.00E+00	1.0E+06	0.0E+00
0	0	1.26E-04	0.0E+00	6.05E-04	0.00E+00	0.08	4.71E-02	0.00E+00	1.0E+06	0.0E+00
0	0	1.26E-04	0.0E+00	6.05E-04	0.00E+00	0.08	4.71E-02	0.00E+00	1.0E+06	0.0E+00
0	0	1.26E-04	0.0E+00	6.05E-04	0.00E+00	0.08	4.71E-02	0.00E+00	1.0E+06	0.0E+00
0	0	1.26E-04	0.0E+00	6.05E-04	0.00E+00	0.08	4.71E-02	0.00E+00	1.0E+06	0.0E+00
0	0	1.26E-04	0.0E+00	6.05E-04	0.00E+00	0.08	4.71E-02	0.00E+00	1.0E+06	0.0E+00
0	0	1.26E-04	0.0E+00	6.05E-04	0.00E+00	0.08	4.71E-02	0.00E+00	1.0E+06	0.0E+00
0	0	1.26E-04	0.0E+00	6.05E-04	0.00E+00	0.08	4.71E-02	0.00E+00	1.0E+06	0.0E+00
0	0	1.26E-04	0.0E+00	6.05E-04	0.00E+00	0.08	4.71E-02	0.00E+00	1.0E+06	0.0E+00
0	0	1.26E-04	0.0E+00	6.05E-04	0.00E+00	0.08	4.71E-02	0.00E+00	1.0E+06	0.0E+00
0	0	1.26E-04	0.0E+00	6.05E-04	0.00E+00	0.08	4.71E-02	0.00E+00	1.0E+06	0.0E+00
0	0	1.26E-04	0.0E+00	6.05E-04	0.00E+00	0.08	4.71E-02	0.00E+00	1.0E+06	0.0E+00
0	0	1.26E-04	0.0E+00	6.05E-04	0.00E+00	0.08	4.71E-02	0.00E+00	1.0E+06	0.0E+00
0	0	1.26E-04	0.0E+00	6.05E-04	0.00E+00	0.08	4.71E-02	0.00E+00	1.0E+06	0.0E+00

Ventura Ranch
P3 (on) - Architectural Coating

Max Cancer Risk Cancer Risk	
Receptor #	**Total Risk/ Million**
361	2.7E-04
362	3.0E-04
363	3.4E-04
364	3.9E-04
365	2.8E-04
366	3.1E-04
367	3.4E-04
368	3.9E-04
369	4.5E-04
370	5.2E-04
371	2.8E-04
372	3.1E-04
373	3.5E-04
374	3.9E-04
375	4.5E-04
376	2.8E-04
377	3.1E-04
378	3.5E-04
379	4.0E-04
380	4.5E-04
381	2.9E-04
382	3.2E-04
383	3.6E-04
384	4.0E-04
385	4.5E-04
386	2.9E-04
387	3.2E-04
388	3.6E-04
389	4.0E-04
390	4.6E-04
391	2.9E-04

Max	**Receptor #**	
0.002	432	Res

Chronic Non Cancer Risk	
REL	**HI Offroad**
5	2.33E-05
5	2.60E-05
5	2.92E-05
5	3.33E-05
5	2.36E-05
5	2.62E-05
5	2.94E-05
5	3.33E-05
5	3.83E-05
5	4.45E-05
5	2.39E-05
5	2.65E-05
5	2.96E-05
5	3.35E-05
5	3.83E-05
5	2.43E-05
5	2.69E-05
5	3.00E-05
5	3.38E-05
5	3.85E-05
5	2.46E-05
5	2.72E-05
5	3.03E-05
5	3.41E-05
5	3.88E-05
5	2.49E-05
5	2.75E-05
5	3.06E-05
5	3.44E-05
5	3.90E-05
5	2.52E-05

Max	**Receptor #**	
1.644E-04	432	Res

Ventura Ranch
P3 (on) - Architectural Coating

Max Cancer Risk Cancer Risk		*Chronic Non Cancer Risk*	
Receptor #	Total Risk/ Million	REL	HI Offroad
392	3.3E-04	5	2.78E-05
393	3.6E-04	5	3.08E-05
394	4.0E-04	5	3.45E-05
395	3.0E-04	5	2.53E-05
396	3.3E-04	5	2.79E-05
397	3.6E-04	5	3.09E-05
398	4.0E-04	5	3.45E-05
399	3.0E-04	5	2.52E-05
400	3.3E-04	5	2.78E-05
401	3.6E-04	5	3.08E-05
402	4.0E-04	5	3.43E-05
403	4.5E-04	5	3.86E-05
404	2.9E-04	5	2.50E-05
405	3.2E-04	5	2.75E-05
406	3.6E-04	5	3.04E-05
407	4.0E-04	5	3.39E-05
408	4.5E-04	5	3.80E-05
409	5.1E-04	5	4.31E-05
410	5.8E-04	5	4.94E-05
411	6.8E-04	5	5.76E-05
412	3.2E-04	5	2.70E-05
413	3.5E-04	5	2.98E-05
414	3.9E-04	5	3.32E-05
415	4.4E-04	5	3.71E-05
416	4.9E-04	5	4.20E-05
417	5.6E-04	5	4.80E-05
418	6.5E-04	5	5.56E-05
419	7.7E-04	5	6.56E-05
420	9.3E-04	5	7.93E-05
421	3.1E-04	5	2.61E-05
422	3.4E-04	5	2.89E-05

Ventura Ranch
P3 (on) - Architectural Coating

Max Cancer Risk Cancer Risk		*Chronic Non Cancer Risk*	
Receptor #	Total Risk/ Million	REL	HI Offroad
423	3.8E-04	5	3.21E-05
424	4.2E-04	5	3.59E-05
425	4.7E-04	5	4.05E-05
426	5.4E-04	5	4.61E-05
427	6.2E-04	5	5.32E-05
428	7.3E-04	5	6.24E-05
429	8.8E-04	5	7.49E-05
430	1.1E-03	5	9.29E-05
431	1.4E-03	5	1.20E-04
432	1.9E-03	5	1.64E-04
433	3.3E-04	5	2.77E-05
434	3.6E-04	5	3.08E-05
435	4.0E-04	5	3.44E-05
436	4.5E-04	5	3.87E-05
437	5.1E-04	5	4.39E-05
438	5.9E-04	5	5.05E-05
439	6.9E-04	5	5.90E-05
440	8.2E-04	5	7.03E-05
441	1.0E-03	5	8.65E-05
442	1.3E-03	5	1.11E-04
443	3.1E-04	5	2.63E-05
444	3.4E-04	5	2.91E-05
445	3.8E-04	5	3.24E-05
446	4.3E-04	5	3.64E-05
447	4.8E-04	5	4.13E-05
448	5.5E-04	5	4.73E-05
449	6.5E-04	5	5.51E-05
450	7.7E-04	5	6.54E-05
451	9.4E-04	5	7.98E-05
452	1.2E-03	5	1.02E-04
453	2.9E-04	5	2.45E-05

Ventura Ranch
P3 (on) - Architectural Coating

Max Cancer Risk Cancer Risk		*Chronic Non Cancer Risk*	
Receptor #	Total Risk/ Million	REL	HI Offroad
454	3.2E-04	5	2.71E-05
455	3.5E-04	5	3.02E-05
456	4.0E-04	5	3.38E-05
457	4.5E-04	5	3.82E-05
458	5.1E-04	5	4.36E-05
459	5.9E-04	5	5.06E-05
460	7.0E-04	5	5.98E-05
461	8.5E-04	5	7.25E-05
462	1.1E-03	5	9.14E-05
463	4.6E-04	5	3.95E-05
464	5.3E-04	5	4.55E-05
465	6.3E-04	5	5.34E-05
466	7.5E-04	5	6.42E-05
467	9.4E-04	5	8.00E-05
0	0.0E+00	5	0.00E+00
0	0.0E+00	5	0.00E+00
0	0.0E+00	5	0.00E+00
0	0.0E+00	5	0.00E+00
0	0.0E+00	5	0.00E+00
0	0.0E+00	5	0.00E+00
0	0.0E+00	5	0.00E+00
0	0.0E+00	5	0.00E+00
0	0.0E+00	5	0.00E+00
0	0.0E+00	5	0.00E+00
0	0.0E+00	5	0.00E+00
0	0.0E+00	5	0.00E+00
0	0.0E+00	5	0.00E+00
0	0.0E+00	5	0.00E+00
0	0.0E+00	5	0.00E+00
0	0.0E+00	5	0.00E+00

Ventura Ranch
P3 (on) - Architectural Coating

Max Cancer Risk Cancer Risk		*Chronic Non Cancer Risk*	
Receptor #	**Total Risk/ Million**	**REL**	**HI Offroad**
0	0.0E+00	5	0.00E+00
0	0.0E+00	5	0.00E+00
0	0.0E+00	5	0.00E+00
0	0.0E+00	5	0.00E+00
0	0.0E+00	5	0.00E+00
0	0.0E+00	5	0.00E+00
0	0.0E+00	5	0.00E+00
0	0.0E+00	5	0.00E+00
0	0.0E+00	5	0.00E+00
0	0.0E+00	5	0.00E+00
0	0.0E+00	5	0.00E+00
0	0.0E+00	5	0.00E+00
0	0.0E+00	5	0.00E+00
0	0.0E+00	5	0.00E+00
0	0.0E+00	5	0.00E+00
0	0.0E+00	5	0.00E+00
0	0.0E+00	5	0.00E+00
0	0.0E+00	5	0.00E+00
0	0.0E+00	5	0.00E+00
0	0.0E+00	5	0.00E+00
0	0.0E+00	5	0.00E+00
0	0.0E+00	5	0.00E+00
0	0.0E+00	5	0.00E+00
0	0.0E+00	5	0.00E+00
0	0.0E+00	5	0.00E+00
0	0.0E+00	5	0.00E+00
0	0.0E+00	5	0.00E+00
0	0.0E+00	5	0.00E+00
0	0.0E+00	5	0.00E+00
0	0.0E+00	5	0.00E+00
0	0.0E+00	5	0.00E+00
0	0.0E+00	5	0.00E+00

Ventura Ranch
P3 (on) - Architectural Coating

Max Cancer Risk Cancer Risk		*Chronic Non Cancer Risk*	
Receptor #	**Total Risk/ Million**	**REL**	**HI Offroad**
0	0.0E+00	5	0.00E+00
0	0.0E+00	5	0.00E+00
0	0.0E+00	5	0.00E+00
0	0.0E+00	5	0.00E+00
0	0.0E+00	5	0.00E+00
0	0.0E+00	5	0.00E+00
0	0.0E+00	5	0.00E+00
0	0.0E+00	5	0.00E+00
0	0.0E+00	5	0.00E+00
0	0.0E+00	5	0.00E+00
0	0.0E+00	5	0.00E+00
0	0.0E+00	5	0.00E+00
0	0.0E+00	5	0.00E+00
0	0.0E+00	5	0.00E+00
0	0.0E+00	5	0.00E+00
0	0.0E+00	5	0.00E+00
0	0.0E+00	5	0.00E+00
0	0.0E+00	5	0.00E+00
0	0.0E+00	5	0.00E+00
0	0.0E+00	5	0.00E+00
0	0.0E+00	5	0.00E+00
0	0.0E+00	5	0.00E+00
0	0.0E+00	5	0.00E+00
0	0.0E+00	5	0.00E+00
0	0.0E+00	5	0.00E+00
0	0.0E+00	5	0.00E+00
0	0.0E+00	5	0.00E+00
0	0.0E+00	5	0.00E+00
0	0.0E+00	5	0.00E+00
0	0.0E+00	5	0.00E+00
0	0.0E+00	5	0.00E+00
0	0.0E+00	5	0.00E+00

Ventura Ranch
P3 (on) - Architectural Coating

Max Cancer Risk Cancer Risk	
Receptor #	**Total Risk/ Million**
0	0.0E+00
0	0.0E+00
0	0.0E+00
0	0.0E+00
0	0.0E+00
0	0.0E+00
0	0.0E+00
0	0.0E+00
0	0.0E+00
0	0.0E+00
0	0.0E+00
0	0.0E+00
0	0.0E+00
0	0.0E+00
0	0.0E+00
0	0.0E+00
0	0.0E+00

Chronic Non Cancer Risk	
REL	**HI Offroad**
5	0.00E+00
5	0.00E+00
5	0.00E+00
5	0.00E+00
5	0.00E+00
5	0.00E+00
5	0.00E+00
5	0.00E+00
5	0.00E+00
5	0.00E+00
5	0.00E+00
5	0.00E+00
5	0.00E+00
5	0.00E+00
5	0.00E+00
5	0.00E+00

Ventura Ranch
Mtigated Construction Health Risk Assessment

Date: **8/11/2025**

	3rd	0-2	2-16	>16	Units
DBR	361	1090	631	261	L/kg
A	1				no units
EF	0.95890411				years
Constant 1	0.000001				no units
CPF	1.1				mg/kg-day-1
ASF	10	10	3	1	no units
P1 - Demolition	**0.04**	0.00	0.00	0.00	years
P1- Site Preparation	**0.14**	**0.11**	0.00	0.00	years
P1- Grading	**0.00**	0.08	0.00	0.00	years
P1- Building Construction	0.00	**0.84**	0.00	0.00	years
P1- Paving	0.00	**0.08**	0.00	0.00	years
P1- Architectural Coating	0.00	**0.08**	0.00	0.00	years
P2 (off) - Site Preparation	0.00	**0.12**	**0.13**	0.00	years
P2 (off) - Grading	0.00	**0.00**	0.08	0.00	years
P2 (off) - Building Construction	0.00	0.00	**0.84**	0.00	years
P2 (off) - Paving	0.00	0.00	**0.08**	0.00	years
P2 (off) - Architectural Coating	0.00	0.00	**0.08**	0.00	years
P2 (on) - Site Preparation	**0.18**	**0.07**	0.00	0.00	years
P2 (on) - Grading	**0.00**	0.08	0.00	0.00	years
P2 (on) - Building Construction	0.00	**0.84**	0.00	0.00	years
P2 (on) - Paving	0.00	**0.08**	0.00	0.00	years
P2 (on) - Architectural Coating	0.00	**0.08**	0.00	0.00	years
P3 (off) - Site Preparation	0.00	0.00	0.25	0.00	years
P3 (off) - Grading	0.00	0.00	0.08	0.00	years
P3 (off) - Building Construction	0.00	0.00	0.84	0.00	years
P3 (off) - Paving	0.00	0.00	0.08	0.00	years
P (off) - Architectural Coating	0.00	0.00	0.08	0.00	years
P3 (on) - Site Preparation	**0.00**	**0.18**	**0.07**	**0.00**	years
P3 (on) - Grading	**0.00**	**0.00**	**0.08**	**0.00**	years
P3 (on) - Building Construction	**0.00**	**0.00**	**0.84**	**0.00**	years
P3 (on) - Paving	**0.00**	**0.00**	**0.08**	**0.00**	years
P3 (on) - Architectural Coating	**0.00**	**0.00**	**0.08**	**0.00**	years
AT	70				years
FAH	1	1	1	0.73	day
Constant 2	1,000,000				no units
Dose Constant	3.46E-04	1.05E-03	6.05E-04	2.50E-04	
Risk Constant	1.57E-01	1.57E-01	4.71E-02	1.15E-02	

FAH

If school is within the 1 per million cancer bracket:

3rd to 2 years	1
2 to 16	1
16-30	0.73

If school is not within the 1 per milliion cancer bracket:

3rd to 2 years
2 to 16
16-30

Dose = (Cair X DBR X A X EF X Constant 1)

Cair =	concentration in air ($\mu g/m^3$)	= DBR * A * EF * Constant1
DBR =	daily breathing rate normalized to body weight (l/kg bod	= CPF * ASF * (1/AT) * FHA
A =	Inhalation adsorption factor (unitless)	*Source: OEHHA 2015*
EF =	Exposure frequency (unitless), days/365 days	
Constant 1 =	micrograms to milligrams conversion, liters to cubic meters conversion	0.85

Cancer Risk =	Dose X CPF x ASF x (ED/AT) X FAH	0.72	
	Dose = Daily inhalation dose (mg/kg-day)	0.73	
	CPF = Inhalation cancer potency factor ($mg/kg\text{-}day^{-1}$)		*Source: OEHHA 2015*
	ASF = Age sensitivity factor for a specified age group (unitless)		
	ED = Exposure duration (in years) for a specified age group		
	AT = Averaging time for lifetime cancer risk (years)		
	FAH = Fraction of time spent at home (unitless)		
Risk per Million =	Cancer Risk X Constant 2		

Onsite Concentrations

	Source ID	(lbs/day)	(gr/day)	(gr/sec)
Onsite Equipment				
P1 - Demolition	P1A	0.06	27.22	7.56E-04
P1- Site Preparation	P1B	0.10	45.36	1.26E-03
P1- Grading	P1B	0.06	27.22	7.56E-04
P1- Building Construction	P1C	0.07	31.75	8.82E-04
P1- Paving	P1B	0.03	13.61	3.78E-04
P1- Architectural Coating	P1C	0.01	2.27	6.30E-05
P2 (off) - Site Preparation	P2A	0.10	45.36	1.26E-03
P2 (off) - Grading	P2A	0.06	27.22	7.56E-04
P2 (off) - Building Construction	P2B	0.07	31.75	8.82E-04
P2 (off) - Paving	P2A	0.05	22.68	6.30E-04
P2 (off) - Architectural Coating	P2B	0.01	2.27	6.30E-05
P2 (on) - Site Preparation	P2A	0.10	45.36	1.26E-03
P2 (on) - Grading	P2A	0.06	27.22	7.56E-04
P2 (on) - Building Construction	P2B	0.07	31.75	8.82E-04
P2 (on) - Paving	P2A	0.05	22.68	6.30E-04
P2 (on) - Architectural Coating	P2B	0.01	2.27	6.30E-05
P3 (off) - Site Preparation	**P3A**	**0.10**	45.36	1.26E-03
P3 (off) - Grading	**P3A**	**0.06**	27.22	7.56E-04
P3 (off) - Building Construction	**P3B**	**0.07**	31.75	8.82E-04
P3 (off) - Paving	**P3A**	**0.03**	13.61	3.78E-04
P3 (off) - Architectural Coating	**P3B**	**0.01**	2.27	6.30E-05
P3 (on) - Site Preparation	**P3A**	**0.10**	45.36	1.26E-03
P3 (on) - Grading	**P3A**	**0.06**	27.22	7.56E-04
P3 (on) - Building Construction	**P3B**	**0.07**	31.75	8.82E-04
P3 (on) - Paving	**P3A**	**0.03**	13.61	3.78E-04
P3 (on) - Architectural Coating	**P3B**	**0.01**	2.27	6.30E-05

Offsite Concentrations

Source ID	PM10 (gr/mile)	Miles	PM10 (grs/day)	PM10 (gr/sec)

P1 Haul -Demo	P1A	0.12886147	0.39	0.0499722	1.38812E-06
P1 Haul - Grading	P1B	1.36077711	0.39	0.5277063	1.46585E-05
P1 Haul - BC	P1B	0.2223492	0.39	0.0862265	2.39518E-06
P2 Haul - Grading	P2A	1.36077711	0.39	0.5277063	1.46585E-05
P2 Haul - BC	P2B	0.2223492	0.39	0.0862265	2.39518E-06
P2 Haul - Grading	**P3A**	**1.36077711**	**0.39**	**0.5277063**	**1.46585E-05**
P2 Haul - BC	**P3B**	**0.2223492**	**0.39**	**0.0862265**	**2.39518E-06**

Ventura Ranch
Mtigated Construction Health Risk Assessment

Sources	**Description**	**#VS**	**Meters**	**Miles**	**area (m^2)**
Construction					
P1A	Demolition				4181.2
P1B	Site Prep, Grading, Paving				43711.6
P1C	Building Construction & Architectural Coating				26041.2
P2A	Site Prep, Grading, Paving				40203.7
P2B	Building Construction & Architectural Coating				26440
P3A	**Site Prep, Grading, Paving**				
P3B	**Building Construction & Architectural Coating**				
Hauling	Site to SR-33	31	624.1	0.39	
Receptors					
1-360	Offsite Residences				
361 - 560	Onsite Phase 1 Residences				
	Onsite Phase 2 Residences				

Assumptions and Constants:

365	days per year
453.59237	conversion from lbs to grams
10	hours per day construction
60	minutes per hour
60	seconds per minute
0.000621371	conversion of meters to miles.

Age Bins

				3rd	0-2	2-16	17-30
			Start	3/1/2026	6/1/2026	6/1/2028	NA
			End	5/31/2026	5/31/2028	**12/31/2031**	NA
			Days	65	523	**1122**	
	Start	End	Days				
			Phase 1				
P1 - Demolition	**3/1/2026**	**3/19/26**	**14**	14	0	0	
P1- Site Preparation	**3/20/2026**	**7/23/26**	**90**	51	39	0	
P1- Grading	**7/24/2026**	**9/3/26**	**30**	0	30	0	
P1- Building Construction	**9/4/2026**	**11/5/27**	**306**	0	306	0	
P1- Paving	**9/25/2027**	**11/5/27**	**30**	0	30	0	
P1- Architectural Coating	**9/25/2027**	**11/5/2027**	**30**	0	30	0	
			Phase 2 (Offsite)				
P2 (off) - Site Preparation	**4/1/2028**	**8/4/2028**	**90**	0	43	47	
P2 (off) - Grading	**8/5/2028**	**9/15/2028**	**30**	0	0	30	
P2 (off) - Building Construction	**9/16/2028**	**11/16/2029**	**305**	0	0	305	
P2 (off) - Paving	**10/6/2029**	**11/16/2029**	**30**	0	0	30	
P2 (off) - Architectural Coating	**10/6/29**	**11/16/29**	**30**	0	0	30	
			Phase 2 (Onsite)				
			Start	4/1/2028	7/1/2028	7/1/2030	NA
			End	6/31/2028	6/31/2030	12/31/2031	NA
	Start	End	Days	65	360		
P2 (on) - Site Preparation	**4/1/2028**	**8/4/2028**	**90**	65	25	0	
P2 (on) - Grading	**8/5/2028**	**9/15/2028**	**30**	0	30	0	
P2 (on) - Building Construction	**9/16/2028**	**11/16/2029**	**305**	0	305	0	
P2 (on) - Paving	**10/6/2029**	**11/16/2029**	**30**	0	30	0	
P2 (on) - Architectural Coating	**10/6/29**	**11/16/29**	**30**	0	30	0	
			Phase 3 (Offsite)				
P3 (off) - Site Preparation	**4/1/2030**	**8/2/2030**	**90**	0	0	90	
P3 (off) - Grading	**8/3/2030**	**9/13/2030**	**30**	0	0	30	
P3 (off) - Building Construction	**9/14/2030**	**11/15/2031**	**305**	0	0	305	
P3 (off) - Paving	**10/6/2031**	**11/15/2031**	**30**	0	0	30	
P (off) - Architectural Coating	**10/6/31**	**11/15/31**	**30**	0	0	30	
			Phase 3 (Onsite)				
			Start	4/1/2028	7/1/2028	7/1/2030	NA
			End	6/31/2028	6/30/2030	12/31/2031	NA
	Start	End	Days				

P3 (on) - Site Preparation	**4/1/2030**	**8/2/2030**	**90**	0	65	25
P3 (on) - Grading	**8/3/2030**	**9/13/2030**	**30**	0	0	30
P3 (on) - Building Construction	**9/14/2030**	**11/15/2031**	**305**	0	0	305
P3 (on) - Paving	**10/6/2031**	**11/15/2031**	**30**	0	0	30
P3 (on) - Architectural Coating	**10/6/31**	**11/15/31**	**30**	0	0	30

Ventura Ranch

Mitigated Cancer Risk Summary - Offsite Residential

		Construction Cancer Risk																	
		Phase 1						Phase 2					Phase 3						
Receptor #	Total Per/Million	Demo	Site Prep	Grading	BC	Paving	AC	Site Prep	Grading	BC	Paving	AC	Site Prep	Grading	BC	Paving	AC	Receptor	Receptor #
	4.17	0.21	0.78	0.25	2.42	0.13	0.02	0.33	0.02	0.24	0.02	0.00	0.11	0.02	0.23	0.02	0.00	86	
1	0.501407	0.00647	0.05527	0.01785	0.20207	0.0089	0.00141	0.07748	0.00474	0.05648	0.00395	0.0004	0.01777	0.00356	0.04195	0.00296	0.00014		1
2	0.451323	0.00512	0.04709	0.01522	0.17267	0.00758	0.00121	0.07117	0.00436	0.05158	0.00362	0.00036	0.01905	0.00382	0.04515	0.00318	0.00015		2
3	0.401386	0.00398	0.03954	0.01278	0.14551	0.00637	0.00102	0.06367	0.0039	0.04585	0.00324	0.00032	0.02003	0.00402	0.04764	0.00334	0.00017		3
4	0.353366	0.00305	0.03283	0.01062	0.12128	0.00529	0.00085	0.05557	0.0034	0.03975	0.00283	0.00028	0.02064	0.00414	0.04921	0.00344	0.00019		4
5	0.308273	0.00233	0.027	0.00874	0.10022	0.00435	0.0007	0.0474	0.0029	0.03367	0.00241	0.00024	0.02082	0.00417	0.04971	0.00347	0.00014		5
6	0.266937	0.00177	0.02199	0.00713	0.08236	0.00354	0.00058	0.03964	0.00243	0.02795	0.00202	0.0002	0.02055	0.00412	0.04909	0.00342	0.00015		6
7	0.2291	0.00138	0.01788	0.0058	0.06731	0.00288	0.00047	0.03247	0.00199	0.02275	0.00165	0.00016	0.01976	0.00396	0.04718	0.00329	0.00017		7
8	0.195582	0.00109	0.01456	0.00473	0.05503	0.00234	0.00038	0.02624	0.00161	0.01829	0.00134	0.00013	0.01858	0.00372	0.04426	0.0031	0.0002		8
9	0.166543	0.00088	0.0119	0.00387	0.04522	0.00192	0.00032	0.02107	0.00129	0.01464	0.00107	0.0001	0.01712	0.00343	0.04066	0.00285	0.00022		9
10	0.141285	0.00066	0.0098	0.00319	0.03739	0.00158	0.00026	0.01686	0.00104	0.01169	0.00086	8.2E-05	0.01544	0.00309	0.03652	0.00257	0.00026		10
11	0.117738	0.00057	0.00708	0.00231	0.03111	0.00114	0.00022	0.0135	0.00083	0.00933	0.00069	6.5E-05	0.01364	0.00273	0.03211	0.00227	0.00014		11
12	0.099148	0.0005	0.0059	0.00193	0.02622	0.00095	0.00018	0.01083	0.00067	0.0075	0.00055	5.3E-05	0.01179	0.00236	0.0276	0.00196	0.00016		12
13	0.083414	0.00045	0.00501	0.00164	0.02239	0.00081	0.00016	0.00879	0.00054	0.0061	0.00045	4.3E-05	0.00998	0.002	0.02323	0.00166	0.00017		13
14	0.06672	0.00041	0.00433	0.00142	0.01743	0.0007	0.00012	0.00637	0.00039	0.0044	0.00032	3.1E-05	0.00832	0.00167	0.01923	0.00139	0.0002		14
15	0.053582	0.00037	0.00382	0.00125	0.01531	0.00062	0.00011	0.00528	0.00033	0.00368	0.00027	2.6E-05	0.00611	0.00123	0.01394	0.00102	0.00022		15
16	0.044802	0.00034	0.00342	0.00112	0.01369	0.00055	9.6E-05	0.00451	0.00028	0.00316	0.00023	2.2E-05	0.00474	0.00095	0.01075	0.00079	0.00014		16
17	0.03526	0.0003	0.00289	0.00095	0.01176	0.00047	8.2E-05	0.00371	0.00023	0.00261	0.00019	1.8E-05	0.00328	0.00066	0.00741	0.00055	0.00016		17
18	0.030655	0.00028	0.00265	0.00087	0.01078	0.00043	7.5E-05	0.00332	0.00021	0.00234	0.00017	1.6E-05	0.00257	0.00052	0.00583	0.00043	0.00018		18
19	0.025387	0.00025	0.00231	0.00076	0.00943	0.00037	6.6E-05	0.00283	0.00017	0.002	0.00014	1.4E-05	0.00187	0.00038	0.00428	0.00031	0.0002		19
20	0.022227	0.00023	0.0021	0.00069	0.00853	0.00034	6E-05	0.00251	0.00016	0.00178	0.00013	1.3E-05	0.00149	0.0003	0.00343	0.00025	0.00023		20
21	0.019049	0.00021	0.00188	0.00062	0.00754	0.0003	5.3E-05	0.00218	0.00014	0.00156	0.00011	1.1E-05	0.00117	0.00024	0.00271	0.00019	0.00014		21
22	0.24106	0.00137	0.01827	0.00593	0.06891	0.00294	0.00048	0.03428	0.0021	0.02394	0.00175	0.00017	0.02149	0.00431	0.05138	0.00358	0.00016		22
23	0.204972	0.00108	0.01478	0.0048	0.05593	0.00238	0.00039	0.02738	0.00168	0.01901	0.00139	0.00013	0.02021	0.00405	0.04821	0.00337	0.00018		23
24	0.173719	0.00088	0.01202	0.00391	0.04567	0.00194	0.00032	0.02171	0.00133	0.01502	0.00111	0.00011	0.01857	0.00372	0.04414	0.00309	0.0002		24
25	0.146759	0.00067	0.00987	0.00321	0.03761	0.00159	0.00026	0.01718	0.00106	0.01187	0.00087	8.3E-05	0.01667	0.00334	0.03946	0.00278	0.00023		25
26	0.122063	0.00058	0.00717	0.00234	0.03125	0.00116	0.00022	0.01365	0.00084	0.0094	0.00069	6.6E-05	0.01467	0.00294	0.0345	0.00244	0.00015		26
27	0.102388	0.00052	0.00596	0.00195	0.0263	0.00096	0.00018	0.01088	0.00067	0.0075	0.00055	5.3E-05	0.0126	0.00253	0.02947	0.0021	0.00016		27
28	0.083699	0.00047	0.00505	0.00165	0.02046	0.00081	0.00014	0.00879	0.00054	0.00608	0.00045	4.3E-05	0.01058	0.00212	0.02457	0.00176	0.00018		28
29	0.068621	0.00042	0.0044	0.00144	0.01764	0.00071	0.00012	0.00639	0.00039	0.00441	0.00033	3.1E-05	0.00875	0.00175	0.02017	0.00146	0.0002		29
30	0.055759	0.0004	0.00394	0.00129	0.01574	0.00064	0.00011	0.00542	0.00033	0.00377	0.00028	2.6E-05	0.00648	0.0013	0.01473	0.00108	0.00023		30
31	0.043155	0.00034	0.00332	0.00109	0.01344	0.00054	9.4E-05	0.00437	0.00027	0.00307	0.00022	2.2E-05	0.00449	0.0009	0.01009	0.00075	0.00015		31
32	0.030099	0.00027	0.00257	0.00084	0.01047	0.00041	7.3E-05	0.00323	0.0002	0.00228	0.00016	1.6E-05	0.0026	0.00052	0.00586	0.00043	0.00016		32
33	0.027167	0.00026	0.00242	0.00079	0.00985	0.00039	6.9E-05	0.00299	0.00018	0.00211	0.00015	1.5E-05	0.00214	0.00043	0.00483	0.00036	0.00018		33
34	0.025993	0.00026	0.00238	0.00078	0.00969	0.00038	6.8E-05	0.00291	0.00018	0.00206	0.00015	1.4E-05	0.0019	0.00038	0.00433	0.00032	0.0002		34
35	0.074908	0.00046	0.00466	0.00153	0.01984	0.00075	0.00014	0.00732	0.00045	0.00508	0.00037	3.6E-05	0.00932	0.00187	0.02139	0.00155	0.00015		35
36	0.057176	0.00041	0.00403	0.00132	0.01606	0.00065	0.00011	0.00549	0.00034	0.00382	0.00028	2.7E-05	0.00674	0.00135	0.01525	0.00112	0.00016		36
37	0.878992	0.02035	0.12896	0.04165	0.45698	0.02077	0.0032	0.09288	0.0057	0.06915	0.00473	0.00049	0.00925	0.00187	0.0213	0.00154	0.00018		37
38	0.894513	0.01971	0.12593	0.04066	0.44677	0.02028	0.00313	0.10575	0.00648	0.07882	0.00538	0.00055	0.01112	0.00224	0.02562	0.00185	0.0002		38
39	0.87624	0.01781	0.11731	0.03787	0.41723	0.01889	0.00292	0.11556	0.00708	0.08608	0.00588	0.0006	0.0133	0.00268	0.03067	0.00222	0.00015		39

Ventura Ranch

Mitigated Cancer Risk Summary - Offsite Residential

		Construction Cancer Risk																	
		Phase 1						Phase 2					Phase 3						
Receptor #	Total Per/Million	Demo	Site Prep	Grading	BC	Paving	AC	Site Prep	Grading	BC	Paving	AC	Site Prep	Grading	BC	Paving	AC	Receptor	Receptor #
40	0.833185	0.01512	0.1051	0.03393	0.37546	0.01692	0.00263	0.12135	0.00743	0.09013	0.00618	0.00063	0.0158	0.00317	0.03653	0.00263	0.00016		40
41	0.973356	0.0237	0.14551	0.04699	0.51309	0.02343	0.00359	0.09855	0.00604	0.07339	0.00502	0.00052	0.0091	0.00184	0.02089	0.00152	0.00018		41
42	0.997164	0.02317	0.14283	0.04611	0.50432	0.023	0.00353	0.11459	0.00702	0.08551	0.00583	0.0006	0.01104	0.00223	0.02534	0.00184	0.0002		42
43	0.980155	0.02094	0.13302	0.04294	0.47125	0.02142	0.0033	0.12773	0.00782	0.09534	0.0065	0.00067	0.01337	0.00269	0.0307	0.00223	0.00023		43
44	0.934651	0.01766	0.11875	0.03833	0.4236	0.01912	0.00297	0.13683	0.00838	0.1019	0.00697	0.00072	0.01616	0.00325	0.0372	0.00269	0.00015		44
45	0.868232	0.01393	0.10201	0.03293	0.36812	0.01643	0.00258	0.14035	0.00859	0.10396	0.00715	0.00073	0.01939	0.00389	0.04479	0.00323	0.00016		45
46	0.253121	0.00103	0.01574	0.00512	0.05944	0.00254	0.00042	0.03215	0.00197	0.02184	0.00164	0.00015	0.02941	0.00589	0.07071	0.0049	0.00018		46
47	0.211913	0.00089	0.01259	0.0041	0.0476	0.00203	0.00033	0.02412	0.00148	0.01634	0.00123	0.00011	0.02684	0.00538	0.06421	0.00447	0.0002		47
48	1.116524	0.02752	0.16317	0.05267	0.57244	0.02627	0.00401	0.12363	0.00758	0.09233	0.0063	0.00065	0.01087	0.0022	0.02486	0.00181	0.00022		48
49	1.106888	0.02503	0.15253	0.04923	0.53808	0.02456	0.00377	0.14183	0.00868	0.10608	0.00722	0.00075	0.01338	0.00269	0.03059	0.00223	0.00025		49
50	1.05527	0.02086	0.1351	0.04361	0.48119	0.02175	0.00337	0.15503	0.00949	0.11578	0.00789	0.00081	0.01643	0.0033	0.03762	0.00274	0.00029		50
51	0.970963	0.01596	0.11414	0.03684	0.41135	0.01838	0.00288	0.16014	0.0098	0.119	0.00815	0.00084	0.01996	0.00401	0.04584	0.00333	0.00034		51
52	0.269242	0.00108	0.01605	0.00522	0.06043	0.00258	0.00042	0.03337	0.00205	0.02249	0.0017	0.00016	0.03269	0.00655	0.07883	0.00545	0.00016		52
53	0.222987	0.00094	0.01136	0.0037	0.04819	0.00183	0.00034	0.02467	0.00152	0.0166	0.00126	0.00012	0.02983	0.00597	0.07153	0.00497	0.00017		53
54	0.185778	0.00084	0.00927	0.00303	0.03918	0.00149	0.00027	0.01849	0.00114	0.01246	0.00094	8.7E-05	0.0263	0.00527	0.06245	0.00438	0.00019		54
55	1.241943	0.02999	0.17479	0.05641	0.61062	0.02815	0.00427	0.15515	0.0095	0.11622	0.0079	0.00082	0.01314	0.00265	0.02992	0.00219	0.00022		55
56	1.187075	0.02482	0.15406	0.04972	0.54444	0.02481	0.00381	0.17426	0.01067	0.13054	0.00887	0.00092	0.01644	0.00331	0.03743	0.00274	0.00025		56
57	1.0887	0.01846	0.12836	0.04143	0.4604	0.02067	0.00322	0.18332	0.01122	0.13675	0.00933	0.00096	0.02036	0.00409	0.04646	0.00339	0.00028		57
58	0.96169	0.01263	0.10244	0.03308	0.37215	0.0165	0.00261	0.17873	0.01094	0.13215	0.0091	0.00093	0.02461	0.00494	0.05646	0.0041	0.00033		58
59	0.28824	0.00116	0.0164	0.00533	0.06155	0.00264	0.00043	0.03462	0.00212	0.02312	0.00176	0.00016	0.0366	0.00733	0.08854	0.0061	0.00038		59
60	0.238717	0.00101	0.01161	0.00379	0.04892	0.00187	0.00034	0.0252	0.00155	0.01683	0.00128	0.00012	0.03334	0.00668	0.08017	0.00556	0.00046		60
61	0.198369	0.0009	0.00947	0.00309	0.03975	0.00152	0.00028	0.01872	0.00115	0.01255	0.00095	8.8E-05	0.02931	0.00587	0.06968	0.00488	0.00015		61
62	0.310145	0.00125	0.01678	0.00546	0.06282	0.0027	0.00044	0.03588	0.0022	0.02372	0.00183	0.00017	0.04129	0.00827	0.10029	0.00688	0.00017		62
63	0.256862	0.00109	0.01188	0.00388	0.04977	0.00191	0.00035	0.02574	0.00158	0.01707	0.00131	0.00012	0.03756	0.00752	0.09063	0.00626	0.00019		63
64	0.213647	0.00096	0.00967	0.00316	0.04045	0.00156	0.00028	0.01899	0.00117	0.01268	0.00097	8.9E-05	0.03293	0.00659	0.07843	0.00549	0.00021		64
65	0.279314	0.00118	0.01221	0.00398	0.05082	0.00197	0.00036	0.02634	0.00162	0.01736	0.00134	0.00012	0.04268	0.00855	0.10344	0.00711	0.00024		65
66	1.974188	0.06751	0.32401	0.10455	1.08428	0.05218	0.00759	0.16064	0.00985	0.1188	0.00818	0.00083	0.00978	0.00199	0.02208	0.00163	0.00027		66
67	1.993831	0.06303	0.30372	0.09798	1.02689	0.04891	0.00719	0.21497	0.01316	0.16054	0.01095	0.00113	0.01247	0.00252	0.02799	0.00208	0.00031		67
68	0.053999	0.00054	0.00465	0.00152	0.01847	0.00075	0.00013	0.00613	0.00038	0.00436	0.00031	3.1E-05	0.00469	0.00094	0.00995	0.00078	0.00037		68
69	0.044041	0.00047	0.00403	0.00132	0.01622	0.00065	0.00011	0.00526	0.00033	0.00375	0.00027	2.6E-05	0.00313	0.00063	0.0069	0.00052	0.00044		69
70	0.037752	0.00041	0.00357	0.00117	0.01444	0.00058	0.0001	0.0046	0.00028	0.00328	0.00023	2.3E-05	0.00235	0.00047	0.00531	0.00039	0.00054		70
71	0.033789	0.00037	0.00326	0.00107	0.01315	0.00053	9.2E-05	0.00412	0.00025	0.00294	0.00021	2.1E-05	0.00193	0.00039	0.00442	0.00032	0.00071		71
72	2.417417	0.09294	0.41366	0.13346	1.35393	0.06661	0.00948	0.16851	0.01034	0.12345	0.00858	0.00087	0.00956	0.00195	0.02153	0.00159	0.00096		72
73	2.423915	0.08672	0.38479	0.12411	1.27219	0.06196	0.00891	0.2374	0.01454	0.17608	0.01209	0.00124	0.01213	0.00246	0.02712	0.00202	0.00016		73
74	0.074224	0.00068	0.00563	0.00185	0.02202	0.00091	0.00015	0.00773	0.00048	0.00548	0.00039	3.8E-05	0.00843	0.00169	0.01716	0.0014	0.00018		74
75	0.057704	0.0006	0.00502	0.00164	0.01978	0.00081	0.00014	0.00666	0.00041	0.00472	0.00034	3.3E-05	0.00499	0.001	0.01051	0.00083	0.0002		75
76	0.047636	0.00052	0.00439	0.00144	0.01753	0.00071	0.00012	0.00577	0.00036	0.0041	0.00029	2.9E-05	0.0034	0.00068	0.00749	0.00057	0.00023		76
77	0.040983	0.00046	0.00391	0.00128	0.01568	0.00063	0.00011	0.00506	0.00031	0.0036	0.00026	2.5E-05	0.00259	0.00052	0.00586	0.00043	0.00026		77
78	0.037398	0.00043	0.00363	0.00119	0.01457	0.00059	0.0001	0.00464	0.00029	0.0033	0.00024	2.3E-05	0.00221	0.00045	0.00508	0.00037	0.0003		78
79	3.071368	0.13554	0.55154	0.17791	1.75285	0.08881	0.01227	0.17298	0.01062	0.12482	0.00881	0.00088	0.00939	0.00193	0.02111	0.00156	0.00035		79

Ventura Ranch

Mitigated Cancer Risk Summary - Offsite Residential

		Construction Cancer Risk																	
		Phase 1						Phase 2					Phase 3						
Receptor #	Total Per/Million	Demo	Site Prep	Grading	BC	Paving	AC	Site Prep	Grading	BC	Paving	AC	Site Prep	Grading	BC	Paving	AC	Receptor	Receptor #
80	3.043631	0.12628	0.50851	0.16399	1.63009	0.08189	0.01141	0.25871	0.01585	0.18951	0.01317	0.00133	0.0118	0.0024	0.0263	0.00197	0.00041		80
81	0.078621	0.00077	0.00605	0.00198	0.02353	0.00097	0.00016	0.00843	0.00052	0.00581	0.00043	4.1E-05	0.00875	0.00175	0.01746	0.00146	0.00051		81
82	0.062883	0.00069	0.00548	0.00179	0.02139	0.00088	0.00015	0.00734	0.00045	0.00518	0.00037	3.6E-05	0.00533	0.00107	0.01117	0.00089	0.00065		82
83	0.054421	0.00063	0.00504	0.00165	0.01968	0.00081	0.00014	0.00663	0.00041	0.00468	0.00034	3.3E-05	0.00401	0.00081	0.00875	0.00067	0.00015		83
84	0.049521	0.00059	0.00473	0.00155	0.01841	0.00076	0.00013	0.00611	0.00038	0.00433	0.00031	3E-05	0.00333	0.00067	0.00746	0.00056	0.00017		84
85	0.043695	0.00053	0.00425	0.00139	0.01672	0.00068	0.00012	0.00544	0.00034	0.00385	0.00028	2.7E-05	0.0027	0.00054	0.00619	0.00045	0.00019		85
86	4.166657	0.21384	0.78048	0.2517	2.42465	0.12568	0.01698	0.17527	0.01077	0.1235	0.00892	0.00087	0.00934	0.00193	0.02097	0.00156	0.00021		86
87	4.107823	0.20474	0.72533	0.23385	2.15988	0.1168	0.01512	0.33076	0.02025	0.23743	0.01684	0.00167	0.01253	0.00255	0.02774	0.00209	0.00024		87
88	0.071447	0.00084	0.00614	0.00201	0.02365	0.00099	0.00017	0.00854	0.00053	0.00599	0.00043	4.2E-05	0.00639	0.00128	0.01311	0.00106	0.00028		88
89	1.091806	0.00406	0.19685	0.06648	0.68356	0.0317	0.00475	0.04033	0.003	0.02942	0.00205	0.0002	0.00738	0.00201	0.01846	0.00123	0.00032		89
90	0.551704	0.0025	0.09147	0.03172	0.33546	0.01473	0.00232	0.02674	0.00203	0.01954	0.00136	0.00013	0.00593	0.00158	0.01482	0.00099	0.00038		90
91	0.774083	0.00311	0.13675	0.04764	0.4752	0.02202	0.00329	0.03126	0.00254	0.02291	0.00159	0.00015	0.00679	0.00198	0.01724	0.00113	0.00047		91
92	1.20941	0.00387	0.23883	0.07913	0.74414	0.03846	0.00519	0.03748	0.00267	0.02653	0.00191	0.00018	0.00784	0.00195	0.01933	0.00131	0.0006		92
93	0.415777	0.00206	0.06605	0.02542	0.24648	0.01064	0.00168	0.02155	0.00204	0.01627	0.0011	0.00011	0.00541	0.0018	0.01414	0.0009	0.00014		93
94	0.52622	0.00245	0.08948	0.03139	0.31589	0.01441	0.00218	0.02481	0.00196	0.01793	0.00126	0.00012	0.00611	0.00167	0.01537	0.00102	0.00016		94
95	0.715071	0.00295	0.13106	0.044	0.43221	0.0211	0.00301	0.02924	0.0021	0.02059	0.00149	0.00014	0.00697	0.00171	0.01716	0.00116	0.00018		95
96	1.165087	0.00356	0.24672	0.08078	0.69197	0.03973	0.00483	0.0364	0.00245	0.02513	0.00185	0.00017	0.00819	0.00187	0.01987	0.00136	0.0002		96
97	2.158896	0.00411	0.47941	0.15539	1.3114	0.0772	0.00917	0.04722	0.00306	0.03205	0.0024	0.00022	0.00979	0.00213	0.0235	0.00163	0.00022		97
98	3.443284	0.00461	0.70099	0.22653	2.22755	0.11288	0.01559	0.06196	0.00392	0.04148	0.00315	0.00029	0.01175	0.00248	0.02788	0.00196	0.00026		98
99	0.302347	0.00169	0.04642	0.01767	0.17541	0.00747	0.0012	0.01743	0.00154	0.01289	0.00089	8.5E-05	0.00481	0.00143	0.01231	0.0008	0.0003		99
100	0.363139	0.00198	0.05847	0.02079	0.21293	0.00942	0.00147	0.0198	0.00155	0.01422	0.00101	9.6E-05	0.00536	0.00141	0.0134	0.00089	0.00035		100
101	0.458973	0.00233	0.07802	0.02661	0.27167	0.01256	0.00189	0.023	0.00166	0.0162	0.00117	0.00011	0.00603	0.00146	0.01483	0.00101	0.00042		101
102	0.642556	0.00274	0.11706	0.03884	0.38458	0.01885	0.00268	0.02788	0.0019	0.01934	0.00142	0.00013	0.00696	0.00159	0.0169	0.00116	0.00054		102
103	0.965225	0.00312	0.18125	0.05927	0.59404	0.02919	0.00415	0.03491	0.00229	0.02388	0.00178	0.00017	0.00818	0.00179	0.01962	0.00136	0.00023		103
104	1.452984	0.0035	0.25799	0.0838	0.94146	0.04154	0.00658	0.0452	0.00289	0.03047	0.0023	0.00021	0.00981	0.00209	0.02325	0.00164	0.00027		104
105	2.066595	0.00387	0.34017	0.11012	1.39469	0.05478	0.00976	0.06071	0.00381	0.04005	0.00309	0.00028	0.01213	0.00252	0.02827	0.00202	0.00031		105
106	2.667622	0.00415	0.41539	0.13425	1.82598	0.06689	0.01278	0.08632	0.00536	0.05437	0.00439	0.00038	0.01565	0.00321	0.03553	0.00261	0.00038		106
107	3.1518	0.00449	0.48917	0.15793	2.10225	0.07877	0.01472	0.13436	0.00828	0.07717	0.00684	0.00054	0.02174	0.00442	0.04703	0.00362	0.00047		107
108	3.280475	0.00481	0.46754	0.15091	1.94419	0.07529	0.01361	0.31323	0.0192	0.15894	0.01595	0.00112	0.03453	0.00696	0.06844	0.00576	0		108
109	0.224338	0.00142	0.03327	0.01273	0.12756	0.00536	0.00087	0.01412	0.00121	0.01037	0.00072	6.9E-05	0.00418	0.00119	0.01058	0.0007	0		109
110	0.26162	0.00163	0.04031	0.01454	0.15027	0.00649	0.00103	0.01586	0.00124	0.0114	0.00081	7.7E-05	0.00459	0.00119	0.01142	0.00077	0		110
111	0.320526	0.00188	0.05126	0.01774	0.18676	0.00825	0.00129	0.01827	0.00133	0.01294	0.00093	8.8E-05	0.00511	0.00124	0.01255	0.00085	0		111
112	0.417784	0.00211	0.06696	0.02253	0.25149	0.01078	0.00175	0.02183	0.0015	0.01526	0.00111	0.00011	0.00585	0.00134	0.01418	0.00097	0		112
113	0.559316	0.0024	0.09086	0.03005	0.34607	0.01463	0.00241	0.02623	0.00174	0.01818	0.00134	0.00013	0.00668	0.00147	0.01602	0.00111	0		113
114	0.759742	0.0027	0.12401	0.0406	0.4821	0.01997	0.00337	0.03208	0.00207	0.02205	0.00163	0.00015	0.00772	0.00166	0.01832	0.00129	0		114
115	1.015062	0.00296	0.1598	0.052	0.66349	0.02573	0.00464	0.0402	0.00255	0.0273	0.00205	0.00019	0.00919	0.00193	0.02149	0.00153	0		115
116	1.297955	0.00316	0.19871	0.06445	0.86041	0.032	0.00602	0.0516	0.00323	0.03439	0.00263	0.00024	0.01121	0.00232	0.02573	0.00187	0		116
117	1.53008	0.0034	0.23162	0.07498	0.99891	0.0373	0.00699	0.0719	0.00446	0.04529	0.00366	0.00032	0.01422	0.00291	0.03175	0.00237	0		117
118	1.686598	0.00361	0.2483	0.08029	1.05096	0.03998	0.00736	0.11088	0.00683	0.06461	0.00565	0.00045	0.0194	0.00394	0.04111	0.00323	0		118
119	1.726105	0.00379	0.23774	0.07684	1.00146	0.03828	0.00701	0.15686	0.00963	0.08849	0.00799	0.00062	0.02968	0.00598	0.05678	0.00495	0		119

Ventura Ranch

Mitigated Cancer Risk Summary - Offsite Residential

		Construction Cancer Risk																	
		Phase 1						Phase 2					Phase 3						
Receptor #	Total Per/Million	Demo	Site Prep	Grading	BC	Paving	AC	Site Prep	Grading	BC	Paving	AC	Site Prep	Grading	BC	Paving	AC	Receptor	Receptor #
120	1.662644	0.00394	0.21123	0.06827	0.89124	0.03401	0.00624	0.16734	0.01027	0.09989	0.00852	0.0007	0.05038	0.01012	0.09209	0.0084	0		120
121	1.583825	0.00408	0.18232	0.05892	0.76776	0.02936	0.00537	0.15608	0.00957	0.09802	0.00795	0.00069	0.08049	0.01613	0.15366	0.01341	0		121
122	1.512258	0.00419	0.15423	0.04985	0.64595	0.02484	0.00452	0.13948	0.00855	0.09139	0.0071	0.00064	0.11419	0.02287	0.22541	0.01903	0		122
123	0.17223	0.0012	0.02478	0.00958	0.09621	0.00399	0.00066	0.01156	0.00098	0.00849	0.00059	5.6E-05	0.00357	0.00099	0.00899	0.00059	0		123
124	0.197825	0.00136	0.02939	0.01075	0.11178	0.00473	0.00077	0.01288	0.00101	0.00932	0.00066	6.3E-05	0.00387	0.001	0.00961	0.00064	0		124
125	0.236799	0.00155	0.03611	0.01268	0.13618	0.00581	0.00094	0.01469	0.00108	0.01051	0.00075	7.2E-05	0.00425	0.00103	0.01044	0.00071	0		125
126	0.292922	0.00169	0.04363	0.01487	0.17471	0.00703	0.00121	0.01718	0.00119	0.01217	0.00087	8.4E-05	0.00478	0.0011	0.01159	0.0008	0		126
127	0.370413	0.00191	0.05614	0.01878	0.22607	0.00904	0.00157	0.0201	0.00135	0.01416	0.00102	9.8E-05	0.00532	0.00119	0.01278	0.00089	0		127
128	0.4733	0.00213	0.0723	0.02388	0.29532	0.01164	0.00206	0.02384	0.00156	0.01671	0.00121	0.00012	0.00599	0.0013	0.01425	0.001	0		128
129	0.584183	0.00224	0.08582	0.02812	0.37345	0.01382	0.00261	0.02885	0.00185	0.01998	0.00147	0.00014	0.00693	0.00147	0.01628	0.00116	0		129
130	0.714293	0.00242	0.10543	0.03437	0.45855	0.01698	0.00321	0.03529	0.00223	0.02404	0.0018	0.00017	0.00808	0.00169	0.01869	0.00135	0		130
131	0.855395	0.00262	0.12623	0.04101	0.54535	0.02033	0.00381	0.04531	0.00283	0.03015	0.00231	0.00021	0.00969	0.002	0.02193	0.00161	0		131
132	0.959826	0.00278	0.13984	0.04535	0.59821	0.02252	0.00419	0.05905	0.00366	0.03801	0.00301	0.00027	0.01202	0.00246	0.02647	0.002	0		132
133	1.036082	0.00293	0.14697	0.0476	0.62269	0.02367	0.00436	0.07583	0.00468	0.04744	0.00386	0.00033	0.016	0.00325	0.0338	0.00267	0		133
134	1.077717	0.00308	0.14672	0.04749	0.61719	0.02363	0.00432	0.09018	0.00555	0.05611	0.00459	0.00039	0.02287	0.00462	0.04716	0.00381	0		134
135	1.071378	0.00319	0.13825	0.04473	0.57886	0.02226	0.00405	0.09631	0.00592	0.061	0.0049	0.00043	0.0323	0.0065	0.06729	0.00538	0		135
136	1.040268	0.00328	0.12577	0.04069	0.52583	0.02025	0.00368	0.0953	0.00585	0.06178	0.00485	0.00043	0.0435	0.00873	0.09307	0.00725	0		136
137	1.001762	0.00337	0.11248	0.03639	0.46839	0.01811	0.00328	0.09202	0.00565	0.061	0.00469	0.00043	0.05481	0.01099	0.12103	0.00914	0		137
138	0.94746	0.0034	0.09856	0.03188	0.4089	0.01587	0.00286	0.08643	0.00531	0.05839	0.0044	0.00041	0.06307	0.01264	0.14483	0.01051	0		138
139	0.136621	0.00103	0.01918	0.00749	0.07534	0.00309	0.00051	0.00961	0.00081	0.00709	0.00049	4.7E-05	0.00302	0.00083	0.00759	0.0005	0		139
140	0.155454	0.00116	0.02244	0.00832	0.08684	0.00361	0.0006	0.01065	0.00084	0.00777	0.00054	5.2E-05	0.00323	0.00084	0.00803	0.00054	0		140
141	0.182525	0.00129	0.0269	0.00957	0.10389	0.00433	0.00072	0.01202	0.00089	0.0087	0.00061	5.9E-05	0.00351	0.00086	0.00861	0.00058	0		141
142	0.218079	0.0014	0.03122	0.01077	0.12849	0.00503	0.00089	0.01382	0.00097	0.00992	0.0007	6.8E-05	0.00387	0.0009	0.00939	0.00064	0		142
143	0.265989	0.00156	0.03882	0.01313	0.15985	0.00625	0.00111	0.0159	0.00108	0.01136	0.00081	7.9E-05	0.00422	0.00095	0.01016	0.0007	0		143
144	0.325902	0.00172	0.04777	0.01592	0.19982	0.00769	0.00139	0.01855	0.00123	0.01319	0.00094	9.2E-05	0.00467	0.00103	0.01111	0.00078	0		144
145	0.38201	0.00178	0.05485	0.0181	0.23756	0.00883	0.00166	0.02175	0.0014	0.01524	0.00111	0.00011	0.00526	0.00113	0.01237	0.00088	0		145
146	0.45607	0.00192	0.06576	0.02156	0.28498	0.01059	0.00199	0.02601	0.00166	0.01807	0.00132	0.00013	0.00597	0.00126	0.01386	0.00099	0		146
147	0.53484	0.00207	0.07717	0.02519	0.33299	0.01243	0.00233	0.03175	0.002	0.02172	0.00162	0.00015	0.00693	0.00144	0.01589	0.00115	0		147
148	0.592129	0.00218	0.08475	0.02759	0.36396	0.01365	0.00255	0.038	0.00237	0.02556	0.00193	0.00018	0.00811	0.00167	0.01828	0.00135	0		148
149	0.64745	0.0023	0.09183	0.02983	0.38833	0.01479	0.00272	0.04583	0.00285	0.03028	0.00233	0.00021	0.01009	0.00206	0.02232	0.00168	0		149
150	0.702724	0.00243	0.09743	0.03161	0.40956	0.01569	0.00287	0.05414	0.00335	0.03533	0.00276	0.00025	0.01328	0.0027	0.02911	0.00221	0		150
151	0.721867	0.00251	0.09708	0.03147	0.40698	0.01563	0.00285	0.05881	0.00363	0.03825	0.00299	0.00027	0.01719	0.00347	0.03787	0.00286	0		151
152	0.722367	0.00258	0.09346	0.03028	0.39148	0.01505	0.00274	0.06178	0.00381	0.04048	0.00315	0.00028	0.02139	0.00431	0.048	0.00357	0		152
153	0.728742	0.00268	0.08978	0.02908	0.37435	0.01446	0.00262	0.06446	0.00397	0.04271	0.00328	0.0003	0.02775	0.00558	0.06312	0.00462	0		153
154	0.707103	0.00272	0.08282	0.02682	0.34446	0.01334	0.00241	0.06377	0.00392	0.04281	0.00325	0.0003	0.03278	0.00658	0.07566	0.00546	0		154
155	0.111363	0.00089	0.01525	0.00602	0.06096	0.00246	0.00041	0.00812	0.00069	0.00603	0.00041	4E-05	0.00254	0.0007	0.0064	0.00042	0		155
156	0.125954	0.00099	0.01779	0.00668	0.06982	0.00286	0.00048	0.00896	0.00071	0.0066	0.00046	4.4E-05	0.0027	0.0007	0.00671	0.00045	0		156
157	0.145282	0.00109	0.02071	0.00747	0.08223	0.00334	0.00057	0.01004	0.00075	0.00734	0.00051	5E-05	0.00289	0.00072	0.0071	0.00048	0		157
158	0.169664	0.00117	0.02369	0.00826	0.09888	0.00382	0.00069	0.01141	0.00081	0.00827	0.00058	5.7E-05	0.00314	0.00074	0.00763	0.00052	0		158
159	0.201477	0.0013	0.02863	0.00978	0.11947	0.00461	0.00083	0.01299	0.00089	0.00938	0.00066	6.5E-05	0.00338	0.00077	0.00814	0.00056	0		159

Ventura Ranch

Mitigated Cancer Risk Summary - Offsite Residential

		Construction Cancer Risk																	
		Phase 1						Phase 2					Phase 3						
Receptor #	Total Per/Million	Demo	Site Prep	Grading	BC	Paving	AC	Site Prep	Grading	BC	Paving	AC	Site Prep	Grading	BC	Paving	AC	Receptor	Receptor #
160	0.239388	0.0014	0.03418	0.01149	0.1443	0.0055	0.001	0.01499	0.001	0.01076	0.00076	7.5E-05	0.00369	0.00082	0.00879	0.00062	0		160
161	0.271704	0.00146	0.03833	0.01274	0.16517	0.00617	0.00115	0.01717	0.00112	0.01217	0.00087	8.5E-05	0.00407	0.00088	0.00963	0.00068	0		161
162	0.316415	0.00156	0.04475	0.01477	0.19324	0.00721	0.00135	0.02011	0.00129	0.01414	0.00102	9.9E-05	0.00455	0.00097	0.01062	0.00076	0		162
163	0.364239	0.00168	0.05154	0.01692	0.222	0.0083	0.00155	0.02373	0.00151	0.01651	0.00121	0.00012	0.0052	0.0011	0.01202	0.00087	0		163
164	0.397743	0.00175	0.05632	0.01841	0.23919	0.00907	0.00167	0.02737	0.00172	0.01883	0.00139	0.00013	0.00597	0.00124	0.01368	0.001	0		164
165	0.435963	0.00185	0.06129	0.01998	0.25882	0.00987	0.00181	0.03133	0.00196	0.02123	0.0016	0.00015	0.00716	0.00147	0.01627	0.00119	0		165
166	0.477836	0.00196	0.06625	0.02156	0.27843	0.01067	0.00195	0.03603	0.00224	0.02418	0.00183	0.00017	0.00895	0.00183	0.02029	0.00149	0		166
167	0.50044	0.00202	0.06806	0.02212	0.28519	0.01096	0.00199	0.03939	0.00244	0.02632	0.00201	0.00018	0.01085	0.00221	0.02487	0.00181	0		167
168	0.509194	0.00206	0.06754	0.02192	0.28271	0.01088	0.00198	0.04161	0.00257	0.02781	0.00212	0.0002	0.01299	0.00263	0.03002	0.00217	0		168
169	0.527714	0.00214	0.06782	0.022	0.28304	0.01092	0.00198	0.04469	0.00276	0.02994	0.00228	0.00021	0.01625	0.00328	0.0377	0.00271	0		169
170	0.525536	0.00218	0.06532	0.02118	0.2721	0.01052	0.0019	0.04577	0.00282	0.03083	0.00233	0.00022	0.01902	0.00383	0.04434	0.00317	0		170
171	0.093045	0.00078	0.01249	0.00499	0.05071	0.00201	0.00034	0.00698	0.00059	0.00523	0.00036	3.5E-05	0.00215	0.0006	0.00541	0.00036	0		171
172	0.10446	0.00086	0.01442	0.00548	0.05768	0.00232	0.00039	0.00768	0.00062	0.00571	0.00039	3.8E-05	0.00226	0.0006	0.00563	0.00038	0		172
173	0.118943	0.00094	0.01658	0.00605	0.06696	0.00267	0.00046	0.00855	0.00065	0.00631	0.00044	4.3E-05	0.0024	0.0006	0.0059	0.0004	0		173
174	0.136384	0.00101	0.01872	0.00659	0.07873	0.00301	0.00054	0.00963	0.00069	0.00705	0.00049	4.8E-05	0.00258	0.00061	0.00626	0.00043	0		174
175	0.158468	0.0011	0.02206	0.00761	0.09284	0.00355	0.00064	0.0109	0.00075	0.00792	0.00055	5.5E-05	0.00276	0.00064	0.00663	0.00046	0		175
176	0.183985	0.00118	0.02574	0.00873	0.1092	0.00414	0.00076	0.01245	0.00084	0.00899	0.00063	6.2E-05	0.00298	0.00067	0.0071	0.0005	0		176
177	0.203866	0.00122	0.02835	0.0095	0.12155	0.00456	0.00085	0.01399	0.00092	0.00998	0.00071	6.9E-05	0.00324	0.00071	0.00767	0.00054	0		177
178	0.232364	0.00129	0.03231	0.01074	0.13912	0.0052	0.00097	0.01603	0.00104	0.01136	0.00082	7.9E-05	0.0036	0.00078	0.00843	0.0006	0		178
179	0.263095	0.00138	0.03658	0.01208	0.15732	0.00589	0.0011	0.01845	0.00118	0.01297	0.00094	9.1E-05	0.00408	0.00087	0.0095	0.00068	0		179
180	0.284014	0.00144	0.03963	0.01302	0.16783	0.00638	0.00117	0.02063	0.00131	0.01436	0.00105	0.0001	0.00462	0.00097	0.01073	0.00077	0		180
181	0.308674	0.00151	0.04287	0.01404	0.18074	0.0069	0.00126	0.02307	0.00145	0.0159	0.00117	0.00011	0.00531	0.0011	0.01233	0.00089	0		181
182	0.338575	0.0016	0.04659	0.01521	0.19553	0.0075	0.00137	0.026	0.00162	0.01778	0.00132	0.00012	0.00647	0.00133	0.01505	0.00108	0		182
183	0.357412	0.00166	0.04851	0.01581	0.20304	0.00781	0.00142	0.02815	0.00175	0.01918	0.00143	0.00013	0.00768	0.00157	0.01797	0.00128	0		183
184	0.366278	0.00168	0.04893	0.01592	0.20432	0.00788	0.00143	0.02958	0.00184	0.02014	0.00151	0.00014	0.00885	0.0018	0.02079	0.00147	0		184
185	0.385396	0.00174	0.05042	0.01639	0.21012	0.00812	0.00147	0.03196	0.00198	0.02173	0.00163	0.00015	0.01067	0.00216	0.02508	0.00178	0		185
186	0.390828	0.00177	0.05002	0.01625	0.20816	0.00806	0.00146	0.03319	0.00205	0.02259	0.00169	0.00016	0.0122	0.00246	0.02873	0.00203	0		186
187	0.079327	0.00069	0.01049	0.00424	0.04311	0.00169	0.00029	0.0061	0.00052	0.0046	0.00031	3.1E-05	0.00183	0.00052	0.0046	0.0003	0		187
188	0.088401	0.00075	0.01198	0.00461	0.04868	0.00193	0.00033	0.0067	0.00054	0.00501	0.00034	3.4E-05	0.00191	0.00051	0.00475	0.00032	0		188
189	0.099524	0.00081	0.01363	0.00503	0.05576	0.00219	0.00038	0.00742	0.00056	0.00551	0.00038	3.7E-05	0.00201	0.00051	0.00495	0.00034	0		189
190	0.111909	0.00087	0.01519	0.00541	0.06387	0.00245	0.00044	0.0083	0.0006	0.0061	0.00042	4.2E-05	0.00214	0.00052	0.00521	0.00036	0		190
191	0.127934	0.00094	0.01754	0.00611	0.07401	0.00282	0.00051	0.00932	0.00065	0.00681	0.00047	4.7E-05	0.00229	0.00054	0.0055	0.00038	0		191
192	0.145202	0.001	0.02	0.00685	0.08471	0.00322	0.00059	0.01055	0.00072	0.00765	0.00054	5.3E-05	0.00247	0.00056	0.00588	0.00041	0		192
193	0.158446	0.00103	0.02174	0.00734	0.09286	0.0035	0.00065	0.0116	0.00077	0.00833	0.00059	5.8E-05	0.00266	0.00059	0.00629	0.00044	0		193
194	0.177661	0.00108	0.02432	0.00814	0.10453	0.00392	0.00073	0.01306	0.00085	0.00932	0.00067	6.5E-05	0.00293	0.00064	0.00692	0.00049	0		194
195	0.198821	0.00115	0.02719	0.00903	0.11686	0.00438	0.00082	0.01478	0.00095	0.01048	0.00075	7.3E-05	0.00331	0.00071	0.00778	0.00055	0		195
196	0.212734	0.0012	0.02927	0.00967	0.12354	0.00471	0.00086	0.01626	0.00104	0.01143	0.00083	8E-05	0.00372	0.00079	0.00874	0.00062	0		196
197	0.229674	0.00126	0.03148	0.01036	0.13245	0.00507	0.00092	0.01783	0.00113	0.01243	0.00091	8.7E-05	0.00422	0.00088	0.00994	0.0007	0		197
198	0.250921	0.00133	0.03417	0.0112	0.14317	0.0055	0.001	0.01977	0.00124	0.0137	0.00101	9.6E-05	0.00502	0.00104	0.01184	0.00084	0		198
199	0.265129	0.00138	0.03576	0.0117	0.14937	0.00576	0.00104	0.02122	0.00133	0.01465	0.00108	0.0001	0.00581	0.00119	0.01377	0.00097	0		199

Ventura Ranch

Mitigated Cancer Risk Summary - Offsite Residential

		Construction Cancer Risk																	
		Phase 1						Phase 2					**Phase 3**						
Receptor #	Total Per/Million	Demo	Site Prep	Grading	BC	Paving	AC	Site Prep	Grading	BC	Paving	AC	Site Prep	Grading	BC	Paving	AC	Receptor	Receptor #
200	0.270064	0.00139	0.03606	0.01177	0.15014	0.00581	0.00105	0.02199	0.00137	0.01518	0.00112	0.00011	0.00643	0.00131	0.01527	0.00107	0		200
201	0.286917	0.00144	0.03775	0.0123	0.15692	0.00608	0.0011	0.0238	0.00148	0.01639	0.00121	0.00011	0.00757	0.00154	0.01795	0.00126	0		201
202	0.294649	0.00147	0.0382	0.01243	0.15855	0.00615	0.00111	0.02487	0.00154	0.01712	0.00127	0.00012	0.00851	0.00172	0.02017	0.00142	0		202
203	0.068758	0.00061	0.00899	0.00368	0.03728	0.00145	0.00025	0.00541	0.00047	0.0041	0.00028	2.7E-05	0.00156	0.00045	0.00394	0.00026	0		203
204	0.076065	0.00066	0.01017	0.00396	0.04176	0.00164	0.00028	0.00592	0.00048	0.00446	0.0003	3E-05	0.00163	0.00044	0.00406	0.00027	0		204
205	0.08477	0.00071	0.01146	0.00428	0.04724	0.00185	0.00032	0.00653	0.0005	0.00488	0.00033	3.3E-05	0.00171	0.00044	0.00421	0.00028	0		205
206	0.093721	0.00076	0.01267	0.00455	0.05286	0.00204	0.00036	0.00725	0.00052	0.00533	0.00037	3.6E-05	0.00181	0.00044	0.00441	0.0003	0		206
207	0.105187	0.00081	0.01433	0.00503	0.05993	0.00231	0.00041	0.00808	0.00057	0.00589	0.00041	4.1E-05	0.00193	0.00046	0.00466	0.00032	0		207
208	0.117715	0.00086	0.01607	0.00555	0.06758	0.00259	0.00047	0.00903	0.00062	0.00654	0.00046	4.5E-05	0.00209	0.00048	0.00499	0.00035	0		208
209	0.126437	0.00088	0.01721	0.00586	0.07274	0.00277	0.00051	0.0098	0.00065	0.00706	0.0005	4.9E-05	0.00223	0.0005	0.00531	0.00037	0		209
210	0.139031	0.00092	0.01891	0.00637	0.08	0.00305	0.00056	0.01085	0.00071	0.00782	0.00055	5.4E-05	0.00246	0.00054	0.00583	0.00041	0		210
211	0.15349	0.00097	0.02089	0.00698	0.08815	0.00336	0.00061	0.01209	0.00078	0.00863	0.00062	6E-05	0.00276	0.0006	0.00654	0.00046	0		211
212	0.165371	0.00101	0.02247	0.00746	0.09456	0.00362	0.00066	0.0132	0.00085	0.00934	0.00067	6.5E-05	0.00305	0.00065	0.00725	0.00051	0		212
213	0.178276	0.00106	0.02414	0.00798	0.10129	0.00389	0.00071	0.01432	0.00091	0.01007	0.00073	7E-05	0.00349	0.00073	0.00829	0.00058	0		213
214	0.193723	0.00112	0.0261	0.0086	0.10917	0.0042	0.00076	0.01567	0.00099	0.01096	0.0008	7.7E-05	0.00407	0.00085	0.00969	0.00068	0		214
215	0.203571	0.00116	0.02724	0.00894	0.11358	0.00439	0.00079	0.01662	0.00104	0.01159	0.00085	8.1E-05	0.0046	0.00095	0.01098	0.00077	0		215
216	0.205409	0.00117	0.02731	0.00895	0.11348	0.0044	0.00079	0.01698	0.00106	0.01184	0.00086	8.3E-05	0.00492	0.00101	0.01173	0.00082	0		216
217	0.218617	0.00121	0.02876	0.0094	0.11925	0.00463	0.00083	0.01834	0.00114	0.01277	0.00093	8.9E-05	0.00566	0.00116	0.0135	0.00094	0		217
218	0.227118	0.00124	0.02956	0.00965	0.12233	0.00476	0.00086	0.01931	0.0012	0.01342	0.00098	9.4E-05	0.00632	0.00129	0.01506	0.00105	0		218
219	0.060386	0.00055	0.00782	0.00324	0.03266	0.00126	0.00022	0.00485	0.00042	0.0037	0.00025	2.5E-05	0.00135	0.0004	0.00341	0.00022	0		219
220	0.066343	0.00059	0.00877	0.00346	0.03629	0.00141	0.00025	0.0053	0.00043	0.00401	0.00027	2.7E-05	0.0014	0.00039	0.0035	0.00023	0		220
221	0.073237	0.00063	0.00979	0.00369	0.04059	0.00158	0.00028	0.00581	0.00045	0.00436	0.0003	3E-05	0.00147	0.00039	0.00363	0.00025	0		221
222	0.079795	0.00067	0.01074	0.00389	0.04454	0.00173	0.00031	0.00638	0.00047	0.0047	0.00032	3.2E-05	0.00156	0.00039	0.0038	0.00026	0		222
223	0.08819	0.00071	0.01193	0.00423	0.04961	0.00192	0.00034	0.00704	0.0005	0.00515	0.00036	3.5E-05	0.00167	0.0004	0.00402	0.00028	0		223
224	0.097317	0.00075	0.01317	0.00458	0.0551	0.00212	0.00038	0.00777	0.00053	0.00565	0.0004	3.9E-05	0.0018	0.00042	0.00431	0.0003	0		224
225	0.104259	0.00077	0.01404	0.00482	0.05915	0.00226	0.00041	0.00841	0.00056	0.00608	0.00043	4.2E-05	0.00193	0.00044	0.0046	0.00032	0		225
226	0.112512	0.00079	0.01511	0.00513	0.06375	0.00243	0.00044	0.00921	0.00061	0.00663	0.00047	4.6E-05	0.00206	0.00046	0.00503	0.00034	0		226
227	0.122894	0.00083	0.01653	0.00556	0.06951	0.00266	0.00048	0.0101	0.00066	0.00724	0.00051	5E-05	0.00232	0.00051	0.00555	0.00039	0		227
228	0.132246	0.00087	0.01775	0.00593	0.07446	0.00286	0.00052	0.01094	0.00071	0.00778	0.00056	5.4E-05	0.0026	0.00056	0.00622	0.00043	0		228
229	0.142952	0.00091	0.01914	0.00636	0.08009	0.00308	0.00056	0.01184	0.00076	0.00837	0.0006	5.8E-05	0.00296	0.00063	0.00709	0.00049	0		229
230	0.153969	0.00096	0.02054	0.0068	0.08572	0.00331	0.0006	0.01277	0.00081	0.00899	0.00065	6.3E-05	0.00338	0.00071	0.00811	0.00056	0		230
231	0.157423	0.00098	0.02092	0.00689	0.08704	0.00337	0.00061	0.01309	0.00083	0.0092	0.00067	6.4E-05	0.00365	0.00076	0.00876	0.00061	0		231
232	0.160632	0.00099	0.02126	0.00699	0.08812	0.00342	0.00062	0.0135	0.00085	0.00948	0.00069	6.6E-05	0.00389	0.0008	0.00931	0.00065	0		232
233	0.171044	0.00103	0.02245	0.00736	0.09284	0.00361	0.00065	0.01456	0.00091	0.01021	0.00074	7.1E-05	0.00441	0.0009	0.01055	0.00073	0		233
234	0.177743	0.00106	0.02314	0.00758	0.09547	0.00373	0.00067	0.01531	0.00096	0.01073	0.00078	7.5E-05	0.00485	0.00099	0.0116	0.00081	0		234
235	0.053616	0.0005	0.00689	0.00289	0.02893	0.00111	0.00019	0.00439	0.00039	0.00337	0.00022	2.2E-05	0.00118	0.00035	0.00299	0.0002	0		235
236	0.058507	0.00053	0.00766	0.00306	0.03189	0.00123	0.00022	0.00478	0.00039	0.00363	0.00024	2.4E-05	0.00123	0.00035	0.00307	0.0002	0		236
237	0.064041	0.00057	0.00847	0.00323	0.03528	0.00136	0.00024	0.00523	0.00041	0.00393	0.00027	2.7E-05	0.00129	0.00034	0.00318	0.00021	0		237
238	0.069078	0.0006	0.00926	0.00339	0.03819	0.00149	0.00026	0.00568	0.00042	0.0042	0.00029	2.9E-05	0.00137	0.00034	0.00333	0.00023	0		238
239	0.075093	0.00063	0.01009	0.00361	0.04177	0.00163	0.00029	0.00619	0.00044	0.00454	0.00032	3.1E-05	0.00145	0.00035	0.00352	0.00024	0		239

Ventura Ranch

Mitigated Cancer Risk Summary - Offsite Residential

		Construction Cancer Risk																	
		Phase 1						Phase 2					Phase 3						
Receptor #	Total Per/Million	Demo	Site Prep	Grading	BC	Paving	AC	Site Prep	Grading	BC	Paving	AC	Site Prep	Grading	BC	Paving	AC	Receptor	Receptor #
240	0.082232	0.00066	0.01103	0.00387	0.046	0.00178	0.00032	0.00679	0.00047	0.00495	0.00035	3.4E-05	0.00157	0.00037	0.00379	0.00026	0		240
241	0.088193	0.00068	0.01178	0.00407	0.04941	0.0019	0.00034	0.00734	0.0005	0.00532	0.00037	3.7E-05	0.0017	0.00039	0.00408	0.00028	0		241
242	0.092898	0.00069	0.01234	0.00422	0.05193	0.00199	0.00036	0.00788	0.00052	0.0057	0.0004	4E-05	0.0018	0.0004	0.00432	0.0003	0		242
243	0.101135	0.00072	0.01344	0.00455	0.05637	0.00216	0.00039	0.0086	0.00056	0.00618	0.00044	4.3E-05	0.00202	0.00044	0.00486	0.00034	0		243
244	0.108555	0.00075	0.01441	0.00484	0.06026	0.00232	0.00042	0.00925	0.0006	0.00662	0.00047	4.6E-05	0.00226	0.00049	0.00544	0.00038	0		244
245	0.117078	0.00079	0.01552	0.00519	0.06474	0.0025	0.00045	0.00996	0.00064	0.00708	0.00051	4.9E-05	0.00255	0.00054	0.00614	0.00043	0		245
246	0.125159	0.00083	0.01655	0.0055	0.06887	0.00266	0.00048	0.01062	0.00068	0.00752	0.00054	5.2E-05	0.00287	0.0006	0.0069	0.00048	0		246
247	0.123094	0.00082	0.01628	0.00539	0.06751	0.00262	0.00047	0.01041	0.00066	0.00736	0.00053	5.1E-05	0.00291	0.00061	0.00699	0.00048	0		247
248	0.12947	0.00085	0.01705	0.00563	0.07053	0.00275	0.00049	0.01104	0.0007	0.0078	0.00056	5.5E-05	0.00318	0.00066	0.00765	0.00053	0		248
249	0.136683	0.00089	0.01789	0.00589	0.07381	0.00288	0.00052	0.0118	0.00074	0.00832	0.0006	5.8E-05	0.00353	0.00073	0.00846	0.00059	0		249
250	0.141873	0.00091	0.01845	0.00606	0.07591	0.00297	0.00053	0.01239	0.00078	0.00874	0.00063	6.1E-05	0.00383	0.00079	0.00919	0.00064	0		250
251	0.048083	0.00046	0.00614	0.00261	0.02586	0.00099	0.00017	0.00401	0.00035	0.00309	0.0002	2E-05	0.00104	0.00032	0.00265	0.00017	0		251
252	0.052085	0.00049	0.00676	0.00273	0.02826	0.00109	0.00019	0.00435	0.00036	0.00331	0.00022	2.2E-05	0.00109	0.00031	0.00272	0.00018	0		252
253	0.056587	0.00052	0.00742	0.00286	0.03098	0.00119	0.00021	0.00473	0.00037	0.00356	0.00024	2.4E-05	0.00114	0.00031	0.00283	0.00019	0		253
254	0.06086	0.00054	0.00811	0.00301	0.03335	0.00131	0.00023	0.00513	0.00038	0.0038	0.00026	2.6E-05	0.00122	0.00031	0.00298	0.0002	0		254
255	0.064901	0.00056	0.00866	0.00312	0.03573	0.00139	0.00025	0.0055	0.00039	0.00404	0.00028	2.8E-05	0.00129	0.00032	0.00313	0.00021	0		255
256	0.070672	0.00059	0.0094	0.00333	0.03909	0.00151	0.00027	0.00599	0.00042	0.00438	0.00031	3E-05	0.0014	0.00033	0.00338	0.00023	0		256
257	0.07574	0.0006	0.01003	0.0035	0.04195	0.00162	0.00029	0.00646	0.00044	0.0047	0.00033	3.2E-05	0.00152	0.00035	0.00366	0.00025	0		257
258	0.078618	0.0006	0.01033	0.00356	0.04338	0.00166	0.0003	0.00686	0.00046	0.00498	0.00035	3.5E-05	0.0016	0.00036	0.00387	0.00027	0		258
259	0.084636	0.00063	0.01113	0.00379	0.04654	0.00179	0.00032	0.0074	0.00049	0.00534	0.00038	3.7E-05	0.00178	0.00039	0.00431	0.0003	0		259
260	0.090425	0.00066	0.01187	0.00402	0.04954	0.00191	0.00034	0.00791	0.00052	0.00568	0.0004	4E-05	0.00198	0.00043	0.00479	0.00033	0		260
261	0.096775	0.00069	0.0127	0.00427	0.05284	0.00204	0.00037	0.00843	0.00055	0.00602	0.00043	4.2E-05	0.00221	0.00047	0.00534	0.00037	0		261
262	0.103283	0.00072	0.01354	0.00453	0.05621	0.00218	0.00039	0.00895	0.00058	0.00636	0.00046	4.4E-05	0.00246	0.00052	0.00594	0.00041	0		262
263	0.100724	0.00071	0.01324	0.0044	0.05477	0.00213	0.00038	0.00866	0.00055	0.00615	0.00044	4.3E-05	0.00244	0.00051	0.00588	0.00041	0		263
264	0.107327	0.00074	0.01405	0.00466	0.05804	0.00226	0.0004	0.00928	0.00059	0.00658	0.00047	4.6E-05	0.00269	0.00056	0.00649	0.00045	0		264
265	0.110302	0.00076	0.01441	0.00476	0.05929	0.00232	0.00041	0.00963	0.00061	0.00683	0.00049	4.8E-05	0.00284	0.00059	0.00683	0.00047	0		265
266	0.113629	0.00078	0.01478	0.00487	0.06059	0.00238	0.00042	0.01005	0.00063	0.00712	0.00051	5E-05	0.00303	0.00063	0.00728	0.0005	0		266
267	0.043564	0.00041	0.00555	0.00241	0.02331	0.00089	0.00016	0.00368	0.00033	0.00285	0.00019	1.9E-05	0.00093	0.00029	0.00238	0.00016	0		267
268	0.04676	0.00044	0.00607	0.00247	0.02519	0.00098	0.00017	0.00398	0.00033	0.00304	0.0002	2E-05	0.00097	0.00028	0.00245	0.00016	0		268
269	0.050552	0.00047	0.00664	0.00259	0.02742	0.00107	0.00019	0.00431	0.00034	0.00325	0.00022	2.2E-05	0.00103	0.00028	0.00255	0.00017	0		269
270	0.054267	0.00049	0.00719	0.0027	0.02951	0.00116	0.0002	0.00467	0.00035	0.00347	0.00024	2.4E-05	0.0011	0.00029	0.00269	0.00018	0		270
271	0.057132	0.0005	0.00754	0.00275	0.03125	0.00121	0.00022	0.00493	0.00036	0.00363	0.00025	2.5E-05	0.00116	0.00029	0.00283	0.00019	0		271
272	0.061466	0.00052	0.0081	0.0029	0.03367	0.0013	0.00023	0.00533	0.00038	0.0039	0.00027	2.7E-05	0.00126	0.0003	0.00306	0.00021	0		272
273	0.065676	0.00054	0.00862	0.00303	0.03596	0.00139	0.00025	0.00572	0.00039	0.00422	0.00029	2.9E-05	0.00137	0.00032	0.00332	0.00023	0		273
274	0.068509	0.00054	0.00893	0.0031	0.03737	0.00144	0.00026	0.0061	0.00041	0.00444	0.00031	3.1E-05	0.00146	0.00033	0.00354	0.00024	0		274
275	0.071803	0.00055	0.00934	0.00321	0.03899	0.0015	0.00027	0.00643	0.00043	0.00466	0.00033	3.2E-05	0.00159	0.00035	0.00385	0.00026	0		275
276	0.07674	0.00058	0.00998	0.0034	0.04153	0.00161	0.00029	0.00687	0.00045	0.00495	0.00035	3.4E-05	0.00176	0.00038	0.00427	0.00029	0		276
277	0.080003	0.0006	0.0104	0.00352	0.04317	0.00167	0.0003	0.00713	0.00046	0.0051	0.00036	3.5E-05	0.00191	0.00041	0.00462	0.00032	0		277
278	0.082799	0.00061	0.01078	0.00362	0.04464	0.00174	0.00031	0.00729	0.00047	0.0052	0.00037	3.6E-05	0.00203	0.00043	0.00491	0.00034	0		278
279	0.086068	0.00063	0.01122	0.00375	0.04636	0.00181	0.00032	0.00753	0.00048	0.00537	0.00038	3.7E-05	0.00216	0.00046	0.0052	0.00036	0		279

Ventura Ranch

Mitigated Cancer Risk Summary - Offsite Residential

		Construction Cancer Risk																
		Phase 1						Phase 2				**Phase 3**						
Receptor #	Total Per/Million	Demo	Site Prep	Grading	BC	Paving	AC	Site Prep	Grading	BC	Paving	AC	Site Prep	Grading	BC	Paving	AC	Receptor	Receptor #
280	0.09101	0.00066	0.01184	0.00394	0.04885	0.00191	0.00034	0.00797	0.00051	0.00568	0.00041	4E-05	0.00234	0.00049	0.00564	0.00039	0		280
281	0.093157	0.00067	0.01211	0.00402	0.0498	0.00195	0.00035	0.00822	0.00052	0.00585	0.00042	4.1E-05	0.00243	0.00051	0.00586	0.00041	0		281
282	0.096654	0.00069	0.01252	0.00414	0.05132	0.00202	0.00036	0.00862	0.00055	0.00613	0.00044	4.3E-05	0.0026	0.00054	0.00626	0.00043	0		282
283	0.039804	0.00038	0.00508	0.00225	0.02115	0.00082	0.00014	0.0034	0.00032	0.00265	0.00017	1.7E-05	0.00084	0.00028	0.00216	0.00014	0		283
284	0.042243	0.0004	0.00547	0.00224	0.0226	0.00088	0.00015	0.00367	0.00031	0.0028	0.00019	1.9E-05	0.00089	0.00026	0.00223	0.00015	0		284
285	0.04547	0.00043	0.00595	0.00235	0.02448	0.00096	0.00017	0.00395	0.00032	0.00298	0.0002	2E-05	0.00094	0.00026	0.00233	0.00016	0		285
286	0.048583	0.00045	0.0064	0.00243	0.02621	0.00103	0.00018	0.00425	0.00032	0.00317	0.00022	2.1E-05	0.001	0.00027	0.00247	0.00017	0		286
287	0.050852	0.00046	0.0067	0.00247	0.02748	0.00108	0.00019	0.00448	0.00033	0.0033	0.00023	2.3E-05	0.00106	0.00027	0.0026	0.00018	0		287
288	0.054126	0.00047	0.00706	0.00255	0.02932	0.00114	0.0002	0.00483	0.00034	0.00355	0.00025	2.4E-05	0.00114	0.00028	0.00279	0.00019	0		288
289	0.057701	0.00049	0.00752	0.00267	0.03128	0.00121	0.00022	0.00512	0.00036	0.00379	0.00026	2.6E-05	0.00124	0.00029	0.00303	0.00021	0		289
290	0.060674	0.00049	0.00786	0.00275	0.03277	0.00127	0.00023	0.00548	0.00037	0.004	0.00028	2.8E-05	0.00134	0.00031	0.00327	0.00022	0		290
291	0.062215	0.0005	0.00802	0.00277	0.03341	0.00129	0.00023	0.00568	0.00038	0.00413	0.00029	2.9E-05	0.00143	0.00032	0.00349	0.00024	0		291
292	0.066041	0.00052	0.00851	0.00292	0.03534	0.00137	0.00025	0.00603	0.0004	0.00435	0.00031	3E-05	0.00158	0.00035	0.00383	0.00026	0		292
293	0.068704	0.00053	0.00886	0.00301	0.03669	0.00143	0.00026	0.00624	0.00041	0.00448	0.00032	3.1E-05	0.0017	0.00037	0.00412	0.00028	0		293
294	0.071505	0.00055	0.00924	0.00312	0.03817	0.00149	0.00027	0.00642	0.00042	0.00459	0.00033	3.2E-05	0.00182	0.00039	0.00439	0.0003	0		294
295	0.074582	0.00057	0.00965	0.00324	0.0398	0.00155	0.00028	0.00663	0.00043	0.00474	0.00034	3.3E-05	0.00193	0.00041	0.00466	0.00032	0		295
296	0.078111	0.00059	0.01011	0.00338	0.04162	0.00163	0.00029	0.00693	0.00045	0.00495	0.00035	3.5E-05	0.00205	0.00043	0.00496	0.00034	0		296
297	0.080401	0.0006	0.0104	0.00346	0.04272	0.00167	0.0003	0.00716	0.00046	0.00511	0.00036	3.6E-05	0.00214	0.00045	0.00516	0.00036	0		297
298	0.082757	0.00062	0.01068	0.00355	0.04376	0.00172	0.00031	0.00744	0.00047	0.00531	0.00038	3.7E-05	0.00224	0.00047	0.00541	0.00037	0		298
299	0.038584	0.00037	0.00497	0.00207	0.02053	0.0008	0.00014	0.00339	0.00029	0.00259	0.00017	1.7E-05	0.00081	0.00024	0.00205	0.00014	0		299
300	0.041144	0.00039	0.00536	0.00214	0.02198	0.00086	0.00015	0.00363	0.00029	0.00274	0.00018	1.8E-05	0.00086	0.00024	0.00215	0.00014	0		300
301	0.04394	0.00041	0.00575	0.00222	0.02356	0.00093	0.00016	0.00389	0.0003	0.00291	0.0002	2E-05	0.00092	0.00025	0.00228	0.00015	0		301
302	0.046472	0.00043	0.00609	0.00228	0.02493	0.00098	0.00017	0.00414	0.00031	0.00306	0.00021	2.1E-05	0.00099	0.00025	0.00244	0.00017	0		302
303	0.048762	0.00044	0.00636	0.00232	0.02621	0.00102	0.00018	0.00436	0.00031	0.00321	0.00022	2.2E-05	0.00106	0.00026	0.0026	0.00018	0		303
304	0.051213	0.00044	0.00662	0.00237	0.02748	0.00107	0.00019	0.00465	0.00033	0.00342	0.00024	2.4E-05	0.00114	0.00027	0.00279	0.00019	0		304
305	0.053445	0.00045	0.00687	0.00243	0.02858	0.00111	0.0002	0.00491	0.00034	0.00359	0.00025	2.5E-05	0.00123	0.00028	0.003	0.0002	0		305
306	0.055291	0.00045	0.00707	0.00247	0.02941	0.00114	0.0002	0.00513	0.00035	0.00373	0.00026	2.6E-05	0.00132	0.0003	0.00322	0.00022	0		306
307	0.057736	0.00046	0.00738	0.00255	0.03059	0.00119	0.00021	0.00536	0.00036	0.00388	0.00027	2.7E-05	0.00143	0.00032	0.00347	0.00024	0		307
308	0.060141	0.00048	0.00769	0.00263	0.0318	0.00124	0.00022	0.00555	0.00037	0.004	0.00028	2.8E-05	0.00154	0.00033	0.00372	0.00026	0		308
309	0.061915	0.00049	0.00794	0.0027	0.03275	0.00128	0.00023	0.00565	0.00037	0.00405	0.00029	2.8E-05	0.00162	0.00035	0.00391	0.00027	0		309
310	0.064601	0.00051	0.00831	0.00281	0.03419	0.00134	0.00024	0.00583	0.00038	0.00418	0.0003	2.9E-05	0.00171	0.00037	0.00414	0.00029	0		310
311	0.068182	0.00053	0.00877	0.00295	0.03605	0.00141	0.00025	0.00613	0.0004	0.00439	0.00031	3.1E-05	0.00183	0.00039	0.00444	0.00031	0		311
312	0.071287	0.00055	0.00916	0.00307	0.03762	0.00147	0.00026	0.00641	0.00041	0.00459	0.00033	3.2E-05	0.00194	0.00041	0.00471	0.00032	0		312
313	0.071213	0.00055	0.00917	0.00306	0.03751	0.00148	0.00026	0.00645	0.00041	0.00461	0.00033	3.2E-05	0.00194	0.00041	0.00469	0.00032	0		313
314	0.035428	0.00035	0.00453	0.00194	0.01874	0.00073	0.00013	0.00314	0.00028	0.00241	0.00016	1.6E-05	0.00075	0.00023	0.00191	0.00012	0		314
315	0.037372	0.00036	0.00484	0.00195	0.0198	0.00078	0.00013	0.00335	0.00027	0.00253	0.00017	1.7E-05	0.0008	0.00023	0.002	0.00013	0		315
316	0.039836	0.00038	0.00518	0.00202	0.02121	0.00083	0.00014	0.00357	0.00028	0.00267	0.00018	1.8E-05	0.00086	0.00023	0.00212	0.00014	0		316
317	0.042049	0.00039	0.00547	0.00207	0.02239	0.00088	0.00015	0.00379	0.00029	0.00281	0.00019	1.9E-05	0.00092	0.00024	0.00227	0.00015	0		317
318	0.043329	0.00039	0.00557	0.00205	0.02308	0.0009	0.00016	0.00397	0.00029	0.00293	0.0002	2E-05	0.00097	0.00024	0.00239	0.00016	0		318
319	0.045766	0.0004	0.00587	0.00212	0.02435	0.00095	0.00017	0.00422	0.0003	0.0031	0.00021	2.1E-05	0.00105	0.00025	0.00257	0.00017	0		319

Ventura Ranch

Mitigated Cancer Risk Summary - Offsite Residential

		Construction Cancer Risk																	
		Phase 1						Phase 2					**Phase 3**						
Receptor #	Total Per/Million	Demo	Site Prep	Grading	BC	Paving	AC	Site Prep	Grading	BC	Paving	AC	Site Prep	Grading	BC	Paving	AC	Receptor	Receptor #
320	0.047943	0.00041	0.00613	0.00218	0.02542	0.00099	0.00018	0.00445	0.00031	0.00327	0.00023	2.3E-05	0.00113	0.00026	0.00278	0.00019	0		320
321	0.048563	0.00041	0.00616	0.00216	0.02558	0.00099	0.00018	0.00458	0.00031	0.00334	0.00023	2.3E-05	0.0012	0.00027	0.00293	0.0002	0		321
322	0.05102	0.00042	0.00647	0.00225	0.02679	0.00104	0.00019	0.00481	0.00032	0.00349	0.00024	2.4E-05	0.0013	0.00029	0.00316	0.00022	0		322
323	0.053214	0.00043	0.00676	0.00233	0.0279	0.00109	0.00019	0.00499	0.00033	0.0036	0.00025	2.5E-05	0.0014	0.00031	0.00338	0.00023	0		323
324	0.054757	0.00045	0.00697	0.00239	0.02871	0.00112	0.0002	0.00507	0.00033	0.00365	0.00026	2.5E-05	0.00147	0.00032	0.00355	0.00024	0		324
325	0.056721	0.00046	0.00725	0.00246	0.02978	0.00117	0.00021	0.00519	0.00034	0.00373	0.00026	2.6E-05	0.00154	0.00033	0.00372	0.00026	0		325
326	0.059911	0.00048	0.00766	0.00259	0.03145	0.00123	0.00022	0.00545	0.00035	0.00391	0.00028	2.7E-05	0.00165	0.00035	0.00399	0.00027	0		326
327	0.062528	0.0005	0.008	0.00269	0.03279	0.00129	0.00023	0.00568	0.00037	0.00408	0.00029	2.8E-05	0.00173	0.00037	0.0042	0.00029	0		327
328	0.061827	0.00049	0.00794	0.00266	0.03242	0.00128	0.00023	0.00564	0.00036	0.00405	0.00029	2.8E-05	0.0017	0.00036	0.0041	0.00028	0		328
329	0.032675	0.00032	0.0042	0.00183	0.01713	0.00068	0.00011	0.00291	0.00026	0.00225	0.00015	1.5E-05	0.0007	0.00022	0.00178	0.00012	0		329
330	0.034157	0.00034	0.0044	0.00179	0.01797	0.00071	0.00012	0.0031	0.00025	0.00234	0.00016	1.6E-05	0.00075	0.00021	0.00187	0.00012	0		330
331	0.036249	0.00035	0.00469	0.00185	0.01914	0.00075	0.00013	0.00329	0.00026	0.00247	0.00017	1.7E-05	0.0008	0.00022	0.00199	0.00013	0		331
332	0.038173	0.00036	0.00494	0.00189	0.02018	0.0008	0.00014	0.00348	0.00026	0.00258	0.00018	1.8E-05	0.00086	0.00022	0.00212	0.00014	0		332
333	0.03938	0.00036	0.00504	0.00187	0.02083	0.00081	0.00014	0.00364	0.00027	0.00269	0.00019	1.8E-05	0.00091	0.00022	0.00223	0.00015	0		333
334	0.041379	0.00037	0.00528	0.00193	0.02185	0.00085	0.00015	0.00385	0.00027	0.00284	0.0002	1.9E-05	0.00097	0.00023	0.0024	0.00016	0		334
335	0.043311	0.00038	0.00551	0.00198	0.0228	0.00089	0.00016	0.00406	0.00028	0.00299	0.00021	2.1E-05	0.00105	0.00024	0.00256	0.00017	0		335
336	0.043917	0.00038	0.00554	0.00196	0.02295	0.00089	0.00016	0.00418	0.00029	0.00306	0.00021	2.1E-05	0.00111	0.00025	0.00273	0.00019	0		336
337	0.045758	0.00039	0.00577	0.00202	0.02384	0.00093	0.00017	0.00437	0.0003	0.00318	0.00022	2.2E-05	0.00119	0.00027	0.00291	0.0002	0		337
338	0.047795	0.0004	0.00603	0.0021	0.02487	0.00097	0.00017	0.00454	0.0003	0.00328	0.00023	2.3E-05	0.00128	0.00028	0.0031	0.00021	0		338
339	0.049237	0.00041	0.00623	0.00215	0.02562	0.001	0.00018	0.00463	0.00031	0.00334	0.00024	2.3E-05	0.00135	0.00029	0.00326	0.00022	0		339
340	0.050357	0.00042	0.00639	0.00219	0.02624	0.00103	0.00018	0.00467	0.00031	0.00336	0.00024	2.3E-05	0.0014	0.0003	0.00338	0.00023	0		340
341	0.053061	0.00044	0.00675	0.00229	0.02766	0.00109	0.00019	0.00489	0.00032	0.00352	0.00025	2.4E-05	0.00149	0.00032	0.0036	0.00025	0		341
342	0.055237	0.00045	0.00703	0.00238	0.02879	0.00113	0.0002	0.00507	0.00033	0.00365	0.00026	2.5E-05	0.00156	0.00033	0.00378	0.00026	0		342
343	0.054228	0.00045	0.00694	0.00233	0.02831	0.00112	0.0002	0.00499	0.00032	0.00359	0.00025	2.5E-05	0.0015	0.00032	0.00364	0.00025	0		343
344	0.052608	0.00044	0.0068	0.00228	0.02743	0.00109	0.00019	0.00486	0.00031	0.0035	0.00025	2.4E-05	0.00143	0.0003	0.00346	0.00024	0		344
345	0.030099	0.0003	0.00385	0.0017	0.01568	0.00062	0.0001	0.0027	0.00025	0.00209	0.00014	1.4E-05	0.00065	0.00021	0.00167	0.00011	0		345
346	0.031408	0.00031	0.00403	0.00165	0.01642	0.00065	0.00011	0.00288	0.00024	0.00217	0.00015	1.5E-05	0.0007	0.0002	0.00176	0.00012	0		346
347	0.033189	0.00033	0.00427	0.0017	0.0174	0.00069	0.00012	0.00304	0.00024	0.00228	0.00015	1.5E-05	0.00075	0.00021	0.00187	0.00013	0		347
348	0.034868	0.00034	0.00449	0.00173	0.01831	0.00072	0.00012	0.0032	0.00025	0.00239	0.00016	1.6E-05	0.0008	0.00021	0.002	0.00013	0		348
349	0.036029	0.00034	0.00461	0.00173	0.01896	0.00074	0.00013	0.00332	0.00025	0.00246	0.00017	1.7E-05	0.00085	0.00021	0.0021	0.00014	0		349
350	0.03767	0.00034	0.00479	0.00176	0.01978	0.00077	0.00014	0.0035	0.00025	0.00262	0.00018	1.8E-05	0.00091	0.00022	0.00224	0.00015	0		350
351	0.039346	0.00035	0.00499	0.00181	0.02058	0.0008	0.00014	0.00372	0.00026	0.00274	0.00019	1.9E-05	0.00097	0.00023	0.00238	0.00016	0		351
352	0.04026	0.00035	0.00506	0.00181	0.02091	0.00081	0.00014	0.00386	0.00027	0.00283	0.0002	2E-05	0.00104	0.00024	0.00255	0.00017	0		352
353	0.041488	0.00036	0.0052	0.00184	0.02147	0.00084	0.00015	0.004	0.00027	0.00291	0.0002	2E-05	0.0011	0.00025	0.00269	0.00018	0		353
354	0.043237	0.00037	0.00543	0.0019	0.02235	0.00087	0.00015	0.00415	0.00028	0.00301	0.00021	2.1E-05	0.00118	0.00026	0.00286	0.0002	0		354
355	0.044521	0.00038	0.0056	0.00194	0.02301	0.0009	0.00016	0.00423	0.00028	0.00306	0.00022	2.1E-05	0.00124	0.00027	0.003	0.00021	0		355
356	0.045096	0.00038	0.00569	0.00196	0.02333	0.00092	0.00016	0.00424	0.00028	0.00306	0.00022	2.1E-05	0.00127	0.00028	0.00308	0.00021	0		356
357	0.047426	0.0004	0.006	0.00205	0.02455	0.00097	0.00017	0.00442	0.00029	0.00319	0.00023	2.2E-05	0.00135	0.00029	0.00328	0.00023	0		357
358	0.049278	0.00041	0.00624	0.00212	0.02553	0.00101	0.00018	0.00457	0.0003	0.00329	0.00023	2.3E-05	0.00141	0.0003	0.00343	0.00024	0		358
359	0.048929	0.00041	0.00623	0.0021	0.0254	0.001	0.00018	0.00453	0.00029	0.00327	0.00023	2.3E-05	0.00138	0.00029	0.00335	0.00023	0		359

Ventura Ranch

Mitigated Cancer Risk Summary - Offsite Residential

		Construction Cancer Risk																	
		Phase 1						Phase 2					**Phase 3**						
Receptor #	**Total Per/Million**	**Demo**	**Site Prep**	**Grading**	**BC**	**Paving**	**AC**	**Site Prep**	**Grading**	**BC**	**Paving**	**AC**	**Site Prep**	**Grading**	**BC**	**Paving**	**AC**	**Receptor**	**Receptor #**
360	0.046267	0.0004	0.00597	0.00201	0.02405	0.00096	0.00017	0.0043	0.00028	0.0031	0.00022	2.2E-05	0.00126	0.00027	0.00305	0.00021	0		360

Ventura Ranch

Mitigated Chronic Risk Summary - Offsite Residential

Chronic Non Cancer Risk																	
Max Chronic	**Demo**	**Site Prep**	**Grading**	**BC**	**Paving**	**AC**	**Site Prep**	**Grading**	**BC**	**Paving**	**AC**	**Site Prep**	**Grading**	**BC**	**Paving**	**AC**	**Receptor**
0.0340	**0.02**	**0.01**	**0.00**	**0.00**	**0.00**	**0.00**	**0.00**	**0.00**	**0.00**	**0.00**	**0.00**		**0.014**	**0.006**	**0.005**	**0.000**	**86**
1.62E-03	6.2E-04	4.4E-04	2.6E-04	2.9E-04	1.3E-04	2.1E-05	6.7E-04	4.0E-04	4.7E-04	3.4E-04	3.4E-05	5.05E-04	3.04E-04	3.52E-04	2.53E-04	2.51E-05	
1.42E-03	4.9E-04	3.7E-04	2.3E-04	2.5E-04	1.1E-04	1.8E-05	6.2E-04	3.7E-04	4.3E-04	3.1E-04	3.1E-05	5.42E-04	3.26E-04	3.79E-04	2.71E-04	2.71E-05	
1.31E-03	3.8E-04	3.1E-04	1.9E-04	2.1E-04	9.4E-05	1.5E-05	5.5E-04	3.3E-04	3.8E-04	2.8E-04	2.7E-05	5.70E-04	3.43E-04	4.00E-04	2.85E-04	2.85E-05	
1.35E-03	2.9E-04	2.6E-04	1.6E-04	1.8E-04	7.8E-05	1.3E-05	4.8E-04	2.9E-04	3.3E-04	2.4E-04	2.4E-05	5.87E-04	3.53E-04	4.13E-04	2.93E-04	2.95E-05	
1.36E-03	2.2E-04	2.1E-04	1.3E-04	1.5E-04	6.4E-05	1.0E-05	4.1E-04	2.5E-04	2.8E-04	2.1E-04	2.0E-05	5.92E-04	3.56E-04	4.17E-04	2.96E-04	2.98E-05	
1.35E-03	1.7E-04	1.7E-04	1.1E-04	1.2E-04	5.2E-05	8.5E-06	3.4E-04	2.1E-04	2.3E-04	1.7E-04	1.7E-05	5.84E-04	3.51E-04	4.12E-04	2.92E-04	2.94E-05	
1.30E-03	1.3E-04	1.4E-04	8.6E-05	9.8E-05	4.3E-05	7.0E-06	2.8E-04	1.7E-04	1.9E-04	1.4E-04	1.4E-05	5.62E-04	3.38E-04	3.96E-04	2.81E-04	2.83E-05	
1.22E-03	1.0E-04	1.2E-04	7.0E-05	8.0E-05	3.5E-05	5.7E-06	2.3E-04	1.4E-04	1.5E-04	1.1E-04	1.1E-05	5.28E-04	3.17E-04	3.71E-04	2.64E-04	2.65E-05	
1.12E-03	8.4E-05	9.5E-05	5.7E-05	6.6E-05	2.8E-05	4.7E-06	1.8E-04	1.1E-04	1.2E-04	9.2E-05	8.8E-06	4.87E-04	2.93E-04	3.41E-04	2.43E-04	2.44E-05	
1.01E-03	6.3E-05	7.8E-05	4.7E-05	5.4E-05	2.3E-05	3.9E-06	1.5E-04	8.8E-05	9.8E-05	7.3E-05	7.0E-06	4.39E-04	2.64E-04	3.06E-04	2.19E-04	2.19E-05	
8.90E-04	5.4E-05	5.6E-05	3.4E-05	4.5E-05	1.7E-05	3.2E-06	1.2E-04	7.1E-05	7.8E-05	5.9E-05	5.6E-06	3.88E-04	2.33E-04	2.69E-04	1.94E-04	1.92E-05	
7.68E-04	4.8E-05	4.7E-05	2.9E-05	3.8E-05	1.4E-05	2.7E-06	9.4E-05	5.7E-05	6.3E-05	4.7E-05	4.5E-06	3.35E-04	2.01E-04	2.32E-04	1.68E-04	1.65E-05	
6.49E-04	4.3E-05	4.0E-05	2.4E-05	3.3E-05	1.2E-05	2.3E-06	7.6E-05	4.6E-05	5.1E-05	3.8E-05	3.6E-06	2.84E-04	1.71E-04	1.95E-04	1.42E-04	1.39E-05	
5.40E-04	3.9E-05	3.4E-05	2.1E-05	2.5E-05	1.0E-05	1.8E-06	5.5E-05	3.4E-05	3.7E-05	2.8E-05	2.6E-06	2.37E-04	1.42E-04	1.61E-04	1.18E-04	1.15E-05	
3.95E-04	3.6E-05	3.0E-05	1.9E-05	2.2E-05	9.1E-06	1.6E-06	4.6E-05	2.8E-05	3.1E-05	2.3E-05	2.2E-06	1.74E-04	1.05E-04	1.17E-04	8.69E-05	8.35E-06	
3.06E-04	3.3E-05	2.7E-05	1.7E-05	2.0E-05	8.2E-06	1.4E-06	3.9E-05	2.4E-05	2.7E-05	2.0E-05	1.9E-06	1.35E-04	8.12E-05	9.02E-05	6.74E-05	6.44E-06	
2.12E-04	2.8E-05	2.3E-05	1.4E-05	1.7E-05	6.9E-06	1.2E-06	3.2E-05	2.0E-05	2.2E-05	1.6E-05	1.6E-06	9.33E-05	5.62E-05	6.22E-05	4.66E-05	4.44E-06	
1.66E-04	2.7E-05	2.1E-05	1.3E-05	1.6E-05	6.3E-06	1.1E-06	2.9E-05	1.8E-05	2.0E-05	1.4E-05	1.4E-06	7.31E-05	4.41E-05	4.89E-05	3.66E-05	3.49E-06	
1.21E-04	2.4E-05	1.8E-05	1.1E-05	1.4E-05	5.5E-06	9.8E-07	2.5E-05	1.5E-05	1.7E-05	1.2E-05	1.2E-06	5.33E-05	3.22E-05	3.59E-05	2.67E-05	2.57E-06	
9.66E-05	2.2E-05	1.7E-05	1.0E-05	1.2E-05	5.0E-06	8.8E-07	2.2E-05	1.3E-05	1.5E-05	1.1E-05	1.1E-06	4.23E-05	2.55E-05	2.87E-05	2.11E-05	2.05E-06	
7.61E-05	2.0E-05	1.5E-05	9.1E-06	1.1E-05	4.5E-06	7.8E-07	1.9E-05	1.2E-05	1.3E-05	9.5E-06	9.3E-07	3.32E-05	2.01E-05	2.28E-05	1.66E-05	1.62E-06	
1.41E-03	1.3E-04	1.5E-04	8.8E-05	1.0E-04	4.4E-05	7.1E-06	3.0E-04	1.8E-04	2.0E-04	1.5E-04	1.4E-05	6.11E-04	3.67E-04	4.31E-04	3.06E-04	3.08E-05	
1.32E-03	1.0E-04	1.2E-04	7.1E-05	8.1E-05	3.5E-05	5.8E-06	2.4E-04	1.4E-04	1.6E-04	1.2E-04	1.1E-05	5.75E-04	3.45E-04	4.05E-04	2.87E-04	2.89E-05	
1.22E-03	8.4E-05	9.6E-05	5.8E-05	6.6E-05	2.9E-05	4.7E-06	1.9E-04	1.1E-04	1.3E-04	9.4E-05	9.0E-06	5.28E-04	3.17E-04	3.70E-04	2.64E-04	2.64E-05	
1.09E-03	6.4E-05	7.8E-05	4.8E-05	5.5E-05	2.4E-05	3.9E-06	1.5E-04	9.0E-05	1.0E-04	7.5E-05	7.1E-06	4.74E-04	2.85E-04	3.31E-04	2.37E-04	2.36E-05	
9.57E-04	5.6E-05	5.7E-05	3.5E-05	4.5E-05	1.7E-05	3.2E-06	1.2E-04	7.2E-05	7.9E-05	5.9E-05	5.6E-06	4.17E-04	2.51E-04	2.89E-04	2.09E-04	2.07E-05	
8.21E-04	5.0E-05	4.7E-05	2.9E-05	3.8E-05	1.4E-05	2.7E-06	9.4E-05	5.7E-05	6.3E-05	4.7E-05	4.5E-06	3.58E-04	2.15E-04	2.47E-04	1.79E-04	1.77E-05	
6.88E-04	4.5E-05	4.0E-05	2.4E-05	3.0E-05	1.2E-05	2.1E-06	7.6E-05	4.6E-05	5.1E-05	3.8E-05	3.6E-06	3.01E-04	1.81E-04	2.06E-04	1.50E-04	1.47E-05	
5.68E-04	4.1E-05	3.5E-05	2.1E-05	2.6E-05	1.0E-05	1.8E-06	5.5E-05	3.4E-05	3.7E-05	2.8E-05	2.6E-06	2.49E-04	1.50E-04	1.69E-04	1.24E-04	1.21E-05	
4.19E-04	3.8E-05	3.1E-05	1.9E-05	2.3E-05	9.4E-06	1.6E-06	4.7E-05	2.9E-05	3.2E-05	2.4E-05	2.3E-06	1.84E-04	1.11E-04	1.24E-04	9.21E-05	8.83E-06	
2.89E-04	3.3E-05	2.6E-05	1.6E-05	2.0E-05	7.9E-06	1.4E-06	3.8E-05	2.3E-05	2.6E-05	1.9E-05	1.8E-06	1.28E-04	7.68E-05	8.47E-05	6.38E-05	6.05E-06	
1.68E-04	2.6E-05	2.0E-05	1.2E-05	1.5E-05	6.1E-06	1.1E-06	2.8E-05	1.7E-05	1.9E-05	1.4E-05	1.4E-06	7.41E-05	4.46E-05	4.92E-05	3.70E-05	3.51E-06	
1.38E-04	2.5E-05	1.9E-05	1.2E-05	1.4E-05	5.8E-06	1.0E-06	2.6E-05	1.6E-05	1.8E-05	1.3E-05	1.3E-06	6.07E-05	3.66E-05	4.06E-05	3.04E-05	2.89E-06	
1.23E-04	2.5E-05	1.9E-05	1.2E-05	1.4E-05	5.7E-06	1.0E-06	2.5E-05	1.5E-05	1.7E-05	1.3E-05	1.2E-06	5.39E-05	3.25E-05	3.63E-05	2.69E-05	2.59E-06	
6.04E-04	4.4E-05	3.7E-05	2.3E-05	2.9E-05	1.1E-05	2.1E-06	6.4E-05	3.9E-05	4.3E-05	3.2E-05	3.0E-06	2.65E-04	1.59E-04	1.79E-04	1.32E-04	1.28E-05	
4.35E-04	4.0E-05	3.2E-05	2.0E-05	2.3E-05	9.6E-06	1.7E-06	4.8E-05	2.9E-05	3.2E-05	2.4E-05	2.3E-06	1.92E-04	1.15E-04	1.28E-04	9.59E-05	9.14E-06	
4.26E-03	2.0E-03	1.0E-03	6.2E-04	6.6E-04	3.1E-04	4.7E-05	8.1E-04	4.9E-04	5.8E-04	4.0E-04	4.1E-05	2.63E-04	1.60E-04	1.79E-04	1.31E-04	1.27E-05	
4.14E-03	1.9E-03	1.0E-03	6.0E-04	6.5E-04	3.0E-04	4.6E-05	9.2E-04	5.5E-04	6.6E-04	4.6E-04	4.7E-05	3.16E-04	1.91E-04	2.15E-04	1.58E-04	1.53E-05	
3.81E-03	1.7E-03	9.3E-04	5.6E-04	6.1E-04	2.8E-04	4.3E-05	1.0E-03	6.0E-04	7.2E-04	5.0E-04	5.2E-05	3.78E-04	2.28E-04	2.57E-04	1.89E-04	1.84E-05	

Ventura Ranch

Mitigated Chronic Risk Summary - Offsite Residential

	Chronic Non Cancer Risk																
Max Chronic	**Demo**	**Site Prep**	**Grading**	**BC**	**Paving**	**AC**	**Site Prep**	**Grading**	**BC**	**Paving**	**AC**	**Site Prep**	**Grading**	**BC**	**Paving**	**AC**	**Receptor**
3.33E-03	1.4E-03	8.4E-04	5.0E-04	5.5E-04	2.5E-04	3.9E-05	1.1E-03	6.3E-04	7.6E-04	5.3E-04	5.4E-05	4.49E-04	2.71E-04	3.06E-04	2.25E-04	2.19E-05	
4.87E-03	2.3E-03	1.2E-03	7.0E-04	7.5E-04	3.5E-04	5.3E-05	8.6E-04	5.2E-04	6.2E-04	4.3E-04	4.4E-05	2.59E-04	1.57E-04	1.75E-04	1.29E-04	1.25E-05	
4.77E-03	2.2E-03	1.1E-03	6.8E-04	7.3E-04	3.4E-04	5.2E-05	1.0E-03	6.0E-04	7.2E-04	5.0E-04	5.1E-05	3.14E-04	1.90E-04	2.13E-04	1.57E-04	1.52E-05	
4.39E-03	2.0E-03	1.1E-03	6.4E-04	6.8E-04	3.2E-04	4.9E-05	1.1E-03	6.7E-04	8.0E-04	5.5E-04	5.7E-05	3.80E-04	2.30E-04	2.58E-04	1.90E-04	1.84E-05	
3.82E-03	1.7E-03	9.4E-04	5.7E-04	6.2E-04	2.8E-04	4.4E-05	1.2E-03	7.1E-04	8.6E-04	5.9E-04	6.1E-05	4.60E-04	2.77E-04	3.12E-04	2.30E-04	2.23E-05	
3.17E-03	1.3E-03	8.1E-04	4.9E-04	5.3E-04	2.4E-04	3.8E-05	1.2E-03	7.3E-04	8.7E-04	6.1E-04	6.2E-05	5.51E-04	3.32E-04	3.76E-04	2.76E-04	2.68E-05	
1.93E-03	9.8E-05	1.3E-04	7.6E-05	8.6E-05	3.8E-05	6.2E-06	2.8E-04	1.7E-04	1.8E-04	1.4E-04	1.3E-05	8.36E-04	5.02E-04	5.93E-04	4.18E-04	4.24E-05	
1.76E-03	8.5E-05	1.0E-04	6.1E-05	6.9E-05	3.0E-05	4.9E-06	2.1E-04	1.3E-04	1.4E-04	1.0E-04	9.8E-06	7.63E-04	4.59E-04	5.39E-04	3.82E-04	3.85E-05	
5.55E-03	2.6E-03	1.3E-03	7.8E-04	8.3E-04	3.9E-04	5.9E-05	1.1E-03	6.5E-04	7.7E-04	5.4E-04	5.5E-05	3.09E-04	1.87E-04	2.09E-04	1.55E-04	1.49E-05	
5.12E-03	2.4E-03	1.2E-03	7.3E-04	7.8E-04	3.6E-04	5.6E-05	1.2E-03	7.4E-04	8.9E-04	6.2E-04	6.4E-05	3.80E-04	2.30E-04	2.57E-04	1.90E-04	1.83E-05	
4.42E-03	2.0E-03	1.1E-03	6.5E-04	7.0E-04	3.2E-04	5.0E-05	1.3E-03	8.1E-04	9.7E-04	6.7E-04	6.9E-05	4.67E-04	2.82E-04	3.16E-04	2.34E-04	2.25E-05	
3.58E-03	1.5E-03	9.1E-04	5.5E-04	6.0E-04	2.7E-04	4.3E-05	1.4E-03	8.4E-04	1.0E-03	7.0E-04	7.1E-05	5.68E-04	3.42E-04	3.85E-04	2.84E-04	2.75E-05	
2.15E-03	1.0E-04	1.3E-04	7.7E-05	8.8E-05	3.8E-05	6.3E-06	2.9E-04	1.7E-04	1.9E-04	1.4E-04	1.3E-05	9.30E-04	5.59E-04	6.61E-04	4.65E-04	4.72E-05	
1.96E-03	9.0E-05	9.0E-05	5.5E-05	7.0E-05	2.7E-05	5.0E-06	2.1E-04	1.3E-04	1.4E-04	1.1E-04	9.9E-06	8.48E-04	5.10E-04	6.00E-04	4.24E-04	4.29E-05	
1.72E-03	8.0E-05	7.4E-05	4.5E-05	5.7E-05	2.2E-05	4.1E-06	1.6E-04	9.7E-05	1.0E-04	8.0E-05	7.5E-06	7.48E-04	4.49E-04	5.24E-04	3.74E-04	3.74E-05	
5.99E-03	2.9E-03	1.4E-03	8.4E-04	8.9E-04	4.2E-04	6.3E-05	1.3E-03	8.1E-04	9.8E-04	6.7E-04	7.0E-05	3.74E-04	2.26E-04	2.51E-04	1.87E-04	1.79E-05	
5.13E-03	2.4E-03	1.2E-03	7.4E-04	7.9E-04	3.7E-04	5.6E-05	1.5E-03	9.1E-04	1.1E-03	7.6E-04	7.8E-05	4.67E-04	2.82E-04	3.14E-04	2.34E-04	2.24E-05	
4.07E-03	1.8E-03	1.0E-03	6.1E-04	6.7E-04	3.1E-04	4.8E-05	1.6E-03	9.6E-04	1.1E-03	8.0E-04	8.2E-05	5.79E-04	3.49E-04	3.90E-04	2.89E-04	2.78E-05	
3.59E-03	1.2E-03	8.1E-04	4.9E-04	5.4E-04	2.4E-04	3.9E-05	1.6E-03	9.3E-04	1.1E-03	7.8E-04	7.9E-05	7.00E-04	4.21E-04	4.74E-04	3.50E-04	3.38E-05	
2.41E-03	1.1E-04	1.3E-04	7.9E-05	8.9E-05	3.9E-05	6.4E-06	3.0E-04	1.8E-04	1.9E-04	1.5E-04	1.4E-05	1.04E-03	6.25E-04	7.43E-04	5.20E-04	5.31E-05	
2.19E-03	9.7E-05	9.2E-05	5.6E-05	7.1E-05	2.8E-05	5.1E-06	2.2E-04	1.3E-04	1.4E-04	1.1E-04	1.0E-05	9.48E-04	5.69E-04	6.73E-04	4.74E-04	4.80E-05	
1.92E-03	8.6E-05	7.5E-05	4.6E-05	5.8E-05	2.3E-05	4.1E-06	1.6E-04	9.8E-05	1.1E-04	8.1E-05	7.5E-06	8.33E-04	5.01E-04	5.85E-04	4.17E-04	4.18E-05	
2.72E-03	1.2E-04	1.3E-04	8.1E-05	9.1E-05	4.0E-05	6.5E-06	3.1E-04	1.9E-04	2.0E-04	1.6E-04	1.4E-05	1.17E-03	7.05E-04	8.41E-04	5.87E-04	6.01E-05	
2.47E-03	1.0E-04	9.5E-05	5.7E-05	7.2E-05	2.8E-05	5.2E-06	2.2E-04	1.3E-04	1.4E-04	1.1E-04	1.0E-05	1.07E-03	6.41E-04	7.60E-04	5.34E-04	5.43E-05	
2.16E-03	9.2E-05	7.7E-05	4.7E-05	5.9E-05	2.3E-05	4.2E-06	1.6E-04	1.0E-04	1.1E-04	8.2E-05	7.6E-06	9.36E-04	5.63E-04	6.58E-04	4.68E-04	4.70E-05	
2.81E-03	1.1E-04	9.7E-05	5.9E-05	7.4E-05	2.9E-05	5.3E-06	2.3E-04	1.4E-04	1.5E-04	1.1E-04	1.0E-05	1.21E-03	7.29E-04	8.68E-04	6.07E-04	6.20E-05	
1.22E-02	6.5E-03	2.6E-03	1.5E-03	1.6E-03	7.7E-04	1.1E-04	1.4E-03	8.4E-04	1.0E-03	7.0E-04	7.1E-05	2.78E-04	1.70E-04	1.85E-04	1.39E-04	1.32E-05	
1.14E-02	6.0E-03	2.4E-03	1.5E-03	1.5E-03	7.2E-04	1.1E-04	1.9E-03	1.1E-03	1.3E-03	9.3E-04	9.6E-05	3.54E-04	2.15E-04	2.35E-04	1.77E-04	1.67E-05	
2.97E-04	5.2E-05	3.7E-05	2.3E-05	2.7E-05	1.1E-05	1.9E-06	5.3E-05	3.2E-05	3.7E-05	2.7E-05	2.6E-06	1.33E-04	8.04E-05	8.35E-05	6.67E-05	5.96E-06	
2.01E-04	4.5E-05	3.2E-05	2.0E-05	2.4E-05	9.6E-06	1.7E-06	4.6E-05	2.8E-05	3.1E-05	2.3E-05	2.2E-06	8.90E-05	5.37E-05	5.79E-05	4.45E-05	4.13E-06	
1.52E-04	4.0E-05	2.8E-05	1.7E-05	2.1E-05	8.5E-06	1.5E-06	4.0E-05	2.4E-05	2.7E-05	2.0E-05	2.0E-06	6.68E-05	4.04E-05	4.45E-05	3.34E-05	3.18E-06	
1.25E-04	3.6E-05	2.6E-05	1.6E-05	1.9E-05	7.8E-06	1.4E-06	3.6E-05	2.2E-05	2.5E-05	1.8E-05	1.8E-06	5.48E-05	3.31E-05	3.71E-05	2.74E-05	2.64E-06	
1.61E-02	8.9E-03	3.3E-03	2.0E-03	2.0E-03	9.9E-04	1.4E-04	1.5E-03	8.8E-04	1.0E-03	7.3E-04	7.4E-05	2.72E-04	1.67E-04	1.81E-04	1.36E-04	1.29E-05	
1.51E-02	8.3E-03	3.1E-03	1.8E-03	1.8E-03	9.2E-04	1.3E-04	2.1E-03	1.2E-03	1.5E-03	1.0E-03	1.1E-04	3.45E-04	2.10E-04	2.28E-04	1.72E-04	1.62E-05	
5.28E-04	6.5E-05	4.5E-05	2.7E-05	3.2E-05	1.3E-05	2.3E-06	6.7E-05	4.1E-05	4.6E-05	3.4E-05	3.3E-06	2.40E-04	1.44E-04	1.44E-04	1.20E-04	1.03E-05	
3.16E-04	5.8E-05	4.0E-05	2.4E-05	2.9E-05	1.2E-05	2.0E-06	5.8E-05	3.5E-05	4.0E-05	2.9E-05	2.8E-06	1.42E-04	8.55E-05	8.82E-05	7.10E-05	6.29E-06	
2.18E-04	5.0E-05	3.5E-05	2.1E-05	2.5E-05	1.0E-05	1.8E-06	5.0E-05	3.0E-05	3.4E-05	2.5E-05	2.5E-06	9.68E-05	5.84E-05	6.28E-05	4.84E-05	4.48E-06	
1.67E-04	4.4E-05	3.1E-05	1.9E-05	2.3E-05	9.3E-06	1.6E-06	4.4E-05	2.7E-05	3.0E-05	2.2E-05	2.2E-06	7.37E-05	4.45E-05	4.92E-05	3.68E-05	3.51E-06	
1.44E-04	4.1E-05	2.9E-05	1.8E-05	2.1E-05	8.7E-06	1.5E-06	4.0E-05	2.4E-05	2.8E-05	2.0E-05	2.0E-06	6.29E-05	3.80E-05	4.26E-05	3.15E-05	3.04E-06	
2.26E-02	1.3E-02	4.4E-03	2.6E-03	2.5E-03	1.3E-03	1.8E-04	1.5E-03	9.1E-04	1.0E-03	7.5E-04	7.5E-05	2.67E-04	1.64E-04	1.77E-04	1.33E-04	1.26E-05	

Ventura Ranch

Mitigated Chronic Risk Summary - Offsite Residential

	Chronic Non Cancer Risk																
Max Chronic	**Demo**	**Site Prep**	**Grading**	**BC**	**Paving**	**AC**	**Site Prep**	**Grading**	**BC**	**Paving**	**AC**	**Site Prep**	**Grading**	**BC**	**Paving**	**AC**	**Receptor**
2.09E-02	1.2E-02	4.0E-03	2.4E-03	2.4E-03	1.2E-03	1.7E-04	2.2E-03	1.4E-03	1.6E-03	1.1E-03	1.1E-04	3.36E-04	2.05E-04	2.21E-04	1.68E-04	1.57E-05	
5.45E-04	7.4E-05	4.8E-05	2.9E-05	3.4E-05	1.4E-05	2.4E-06	7.3E-05	4.4E-05	4.9E-05	3.7E-05	3.5E-06	2.49E-04	1.50E-04	1.47E-04	1.24E-04	1.05E-05	
3.37E-04	6.6E-05	4.4E-05	2.7E-05	3.1E-05	1.3E-05	2.2E-06	6.4E-05	3.9E-05	4.3E-05	3.2E-05	3.1E-06	1.52E-04	9.14E-05	9.37E-05	7.58E-05	6.69E-06	
2.56E-04	6.1E-05	4.0E-05	2.4E-05	2.9E-05	1.2E-05	2.0E-06	5.8E-05	3.5E-05	3.9E-05	2.9E-05	2.8E-06	1.14E-04	6.88E-05	7.34E-05	5.70E-05	5.24E-06	
2.15E-04	5.7E-05	3.8E-05	2.3E-05	2.7E-05	1.1E-05	1.9E-06	5.3E-05	3.2E-05	3.6E-05	2.7E-05	2.6E-06	9.48E-05	5.72E-05	6.26E-05	4.74E-05	4.47E-06	
1.75E-04	5.0E-05	3.4E-05	2.1E-05	2.4E-05	1.0E-05	1.7E-06	4.7E-05	2.9E-05	3.2E-05	2.4E-05	2.3E-06	7.69E-05	4.65E-05	5.19E-05	3.84E-05	3.70E-06	
3.40E-02	2.0E-02	6.2E-03	3.7E-03	3.5E-03	1.9E-03	2.5E-04	1.5E-03	9.2E-04	1.0E-03	7.6E-04	7.4E-05	2.65E-04	1.64E-04	1.76E-04	1.33E-04	1.25E-05	
3.20E-02	2.0E-02	5.8E-03	3.5E-03	3.1E-03	1.7E-03	2.2E-04	2.9E-03	1.7E-03	2.0E-03	1.4E-03	1.4E-04	3.56E-04	2.18E-04	2.33E-04	1.78E-04	1.66E-05	
4.01E-04	8.1E-05	4.9E-05	3.0E-05	3.4E-05	1.5E-05	2.4E-06	7.4E-05	4.5E-05	5.0E-05	3.7E-05	3.6E-06	1.82E-04	1.09E-04	1.10E-04	9.08E-05	7.85E-06	
3.93E-03	3.9E-04	1.6E-03	9.8E-04	9.9E-04	4.7E-04	7.0E-05	3.5E-04	2.6E-04	2.5E-04	1.8E-04	1.7E-05	2.10E-04	1.72E-04	1.55E-04	1.05E-04	1.05E-05	
1.92E-03	2.4E-04	7.3E-04	4.7E-04	4.9E-04	2.2E-04	3.4E-05	2.3E-04	1.7E-04	1.6E-04	1.2E-04	1.1E-05	1.69E-04	1.35E-04	1.24E-04	8.43E-05	8.49E-06	
2.78E-03	3.0E-04	1.1E-03	7.1E-04	6.9E-04	3.3E-04	4.9E-05	2.7E-04	2.2E-04	1.9E-04	1.4E-04	1.3E-05	1.93E-04	1.69E-04	1.45E-04	9.65E-05	9.71E-06	
4.52E-03	3.7E-04	1.9E-03	1.2E-03	1.1E-03	5.7E-04	7.7E-05	3.3E-04	2.3E-04	2.2E-04	1.6E-04	1.6E-05	2.23E-04	1.67E-04	1.62E-04	1.11E-04	1.12E-05	
1.46E-03	2.0E-04	5.3E-04	3.8E-04	3.6E-04	1.6E-04	2.5E-05	1.9E-04	1.7E-04	1.4E-04	9.4E-05	9.0E-06	1.54E-04	1.54E-04	1.19E-04	7.69E-05	7.76E-06	
1.87E-03	2.3E-04	7.1E-04	4.7E-04	4.6E-04	2.1E-04	3.2E-05	2.2E-04	1.7E-04	1.5E-04	1.1E-04	1.0E-05	1.74E-04	1.42E-04	1.29E-04	8.69E-05	8.76E-06	
2.60E-03	2.8E-04	1.0E-03	6.5E-04	6.3E-04	3.1E-04	4.5E-05	2.5E-04	1.8E-04	1.7E-04	1.3E-04	1.2E-05	1.98E-04	1.46E-04	1.44E-04	9.91E-05	9.97E-06	
4.50E-03	3.4E-04	2.0E-03	1.2E-03	1.0E-03	5.9E-04	7.2E-05	3.2E-04	2.1E-04	2.1E-04	1.6E-04	1.5E-05	2.33E-04	1.59E-04	1.67E-04	1.16E-04	1.17E-05	
8.41E-03	3.9E-04	3.8E-03	2.3E-03	1.9E-03	1.1E-03	1.4E-04	4.1E-04	2.6E-04	2.7E-04	2.1E-04	1.9E-05	2.78E-04	1.82E-04	1.97E-04	1.39E-04	1.39E-05	
1.26E-02	4.4E-04	5.6E-03	3.4E-03	3.2E-03	1.7E-03	2.3E-04	5.4E-04	3.3E-04	3.5E-04	2.7E-04	2.5E-05	3.34E-04	2.12E-04	2.34E-04	1.67E-04	1.66E-05	
1.05E-03	1.6E-04	3.7E-04	2.6E-04	2.5E-04	1.1E-04	1.8E-05	1.5E-04	1.3E-04	1.1E-04	7.6E-05	7.3E-06	1.37E-04	1.22E-04	1.03E-04	6.84E-05	6.91E-06	
1.27E-03	1.9E-04	4.7E-04	3.1E-04	3.1E-04	1.4E-04	2.2E-05	1.7E-04	1.3E-04	1.2E-04	8.6E-05	8.2E-06	1.53E-04	1.21E-04	1.12E-04	7.63E-05	7.69E-06	
1.63E-03	2.2E-04	6.2E-04	3.9E-04	3.9E-04	1.9E-04	2.8E-05	2.0E-04	1.4E-04	1.4E-04	1.0E-04	9.5E-06	1.72E-04	1.25E-04	1.24E-04	8.58E-05	8.63E-06	
2.33E-03	2.6E-04	9.3E-04	5.8E-04	5.6E-04	2.8E-04	4.0E-05	2.4E-04	1.6E-04	1.6E-04	1.2E-04	1.1E-05	1.98E-04	1.36E-04	1.42E-04	9.90E-05	9.93E-06	
3.48E-03	3.0E-04	1.4E-03	8.8E-04	8.6E-04	4.3E-04	6.1E-05	3.0E-04	2.0E-04	2.0E-04	1.5E-04	1.4E-05	2.32E-04	1.53E-04	1.65E-04	1.16E-04	1.16E-05	
5.00E-03	3.4E-04	2.1E-03	1.2E-03	1.4E-03	6.2E-04	9.8E-05	3.9E-04	2.5E-04	2.6E-04	2.0E-04	1.8E-05	2.79E-04	1.78E-04	1.95E-04	1.39E-04	1.38E-05	
6.73E-03	3.7E-04	2.7E-03	1.6E-03	2.0E-03	8.1E-04	1.4E-04	5.3E-04	3.2E-04	3.4E-04	2.6E-04	2.4E-05	3.45E-04	2.15E-04	2.37E-04	1.72E-04	1.68E-05	
8.34E-03	4.0E-04	3.3E-03	2.0E-03	2.7E-03	9.9E-04	1.9E-04	7.5E-04	4.6E-04	4.6E-04	3.7E-04	3.3E-05	4.45E-04	2.74E-04	2.98E-04	2.22E-04	2.12E-05	
9.71E-03	4.3E-04	3.9E-03	2.3E-03	3.1E-03	1.2E-03	2.2E-04	1.2E-03	7.1E-04	6.5E-04	5.8E-04	4.6E-05	6.18E-04	3.77E-04	3.95E-04	3.09E-04	2.81E-05	
9.24E-03	4.6E-04	3.7E-03	2.2E-03	2.8E-03	1.1E-03	2.0E-04	2.7E-03	1.6E-03	1.3E-03	1.4E-03	9.5E-05	9.82E-04	5.94E-04	5.74E-04	4.91E-04	4.10E-05	
7.74E-04	1.4E-04	2.6E-04	1.9E-04	1.9E-04	7.9E-05	1.3E-05	1.2E-04	1.0E-04	8.7E-05	6.1E-05	5.9E-06	1.19E-04	1.01E-04	8.88E-05	5.94E-05	5.99E-06	
9.10E-04	1.6E-04	3.2E-04	2.2E-04	2.2E-04	9.6E-05	1.5E-05	1.4E-04	1.1E-04	9.6E-05	6.9E-05	6.6E-06	1.31E-04	1.01E-04	9.58E-05	6.53E-05	6.58E-06	
1.12E-03	1.8E-04	4.1E-04	2.6E-04	2.7E-04	1.2E-04	1.9E-05	1.6E-04	1.1E-04	1.1E-04	7.9E-05	7.5E-06	1.45E-04	1.06E-04	1.05E-04	7.27E-05	7.31E-06	
1.43E-03	2.0E-04	5.3E-04	3.3E-04	3.7E-04	1.6E-04	2.6E-05	1.9E-04	1.3E-04	1.3E-04	9.5E-05	9.0E-06	1.66E-04	1.14E-04	1.19E-04	8.32E-05	8.33E-06	
1.90E-03	2.3E-04	7.2E-04	4.5E-04	5.0E-04	2.2E-04	3.6E-05	2.3E-04	1.5E-04	1.5E-04	1.1E-04	1.1E-05	1.90E-04	1.26E-04	1.34E-04	9.49E-05	9.47E-06	
2.55E-03	2.6E-04	9.9E-04	6.0E-04	7.0E-04	3.0E-04	5.0E-05	2.8E-04	1.8E-04	1.9E-04	1.4E-04	1.3E-05	2.20E-04	1.41E-04	1.54E-04	1.10E-04	1.09E-05	
3.29E-03	2.8E-04	1.3E-03	7.7E-04	9.6E-04	3.8E-04	6.9E-05	3.5E-04	2.2E-04	2.3E-04	1.7E-04	1.6E-05	2.61E-04	1.65E-04	1.80E-04	1.31E-04	1.28E-05	
4.09E-03	3.0E-04	1.6E-03	9.5E-04	1.2E-03	4.7E-04	8.9E-05	4.5E-04	2.8E-04	2.9E-04	2.2E-04	2.1E-05	3.19E-04	1.98E-04	2.16E-04	1.59E-04	1.53E-05	
4.73E-03	3.3E-04	1.8E-03	1.1E-03	1.5E-03	5.5E-04	1.0E-04	6.2E-04	3.8E-04	3.8E-04	3.1E-04	2.7E-05	4.04E-04	2.48E-04	2.66E-04	2.02E-04	1.90E-05	
5.04E-03	3.5E-04	2.0E-03	1.2E-03	1.5E-03	5.9E-04	1.1E-04	9.6E-04	5.8E-04	5.4E-04	4.8E-04	3.9E-05	5.52E-04	3.36E-04	3.45E-04	2.76E-04	2.46E-05	
4.85E-03	3.6E-04	1.9E-03	1.1E-03	1.5E-03	5.7E-04	1.0E-04	1.4E-03	8.2E-04	7.4E-04	6.8E-04	5.3E-05	8.44E-04	5.11E-04	4.76E-04	4.22E-04	3.40E-05	

Ventura Ranch

Mitigated Chronic Risk Summary - Offsite Residential

Chronic Non Cancer Risk																	
Max Chronic	**Demo**	**Site Prep**	**Grading**	**BC**	**Paving**	**AC**	**Site Prep**	**Grading**	**BC**	**Paving**	**AC**	**Site Prep**	**Grading**	**BC**	**Paving**	**AC**	**Receptor**
4.36E-03	3.8E-04	1.7E-03	1.0E-03	1.3E-03	5.0E-04	9.2E-05	1.5E-03	8.8E-04	8.4E-04	7.3E-04	6.0E-05	1.43E-03	8.63E-04	7.73E-04	7.16E-04	5.52E-05	
4.95E-03	3.9E-04	1.4E-03	8.7E-04	1.1E-03	4.3E-04	8.0E-05	1.4E-03	8.2E-04	8.2E-04	6.8E-04	5.9E-05	2.29E-03	1.38E-03	1.29E-03	1.14E-03	9.21E-05	
7.09E-03	4.0E-04	1.2E-03	7.4E-04	9.4E-04	3.7E-04	6.7E-05	1.2E-03	7.3E-04	7.7E-04	6.1E-04	5.5E-05	3.25E-03	1.95E-03	1.89E-03	1.62E-03	1.35E-04	
5.94E-04	1.2E-04	2.0E-04	1.4E-04	1.4E-04	5.9E-05	9.7E-06	1.0E-04	8.4E-05	7.1E-05	5.0E-05	4.8E-06	1.01E-04	8.45E-05	7.54E-05	5.07E-05	5.11E-06	
6.86E-04	1.3E-04	2.3E-04	1.6E-04	1.6E-04	7.0E-05	1.1E-05	1.1E-04	8.6E-05	7.8E-05	5.6E-05	5.4E-06	1.10E-04	8.51E-05	8.06E-05	5.50E-05	5.53E-06	
8.21E-04	1.5E-04	2.9E-04	1.9E-04	2.0E-04	8.6E-05	1.4E-05	1.3E-04	9.2E-05	8.8E-05	6.4E-05	6.1E-06	1.21E-04	8.81E-05	8.76E-05	6.05E-05	6.07E-06	
9.83E-04	1.6E-04	3.5E-04	2.2E-04	2.5E-04	1.0E-04	1.8E-05	1.5E-04	1.0E-04	1.0E-04	7.5E-05	7.2E-06	1.36E-04	9.37E-05	9.72E-05	6.79E-05	6.80E-06	
1.24E-03	1.8E-04	4.5E-04	2.8E-04	3.3E-04	1.3E-04	2.3E-05	1.7E-04	1.2E-04	1.2E-04	8.7E-05	8.4E-06	1.51E-04	1.01E-04	1.07E-04	7.57E-05	7.54E-06	
1.56E-03	2.0E-04	5.7E-04	3.5E-04	4.3E-04	1.7E-04	3.1E-05	2.1E-04	1.3E-04	1.4E-04	1.0E-04	9.9E-06	1.70E-04	1.11E-04	1.20E-04	8.52E-05	8.44E-06	
1.86E-03	2.1E-04	6.8E-04	4.2E-04	5.4E-04	2.0E-04	3.9E-05	2.5E-04	1.6E-04	1.7E-04	1.3E-04	1.2E-05	1.97E-04	1.25E-04	1.37E-04	9.86E-05	9.67E-06	
2.25E-03	2.3E-04	8.4E-04	5.1E-04	6.7E-04	2.5E-04	4.8E-05	3.1E-04	1.9E-04	2.0E-04	1.5E-04	1.4E-05	2.30E-04	1.44E-04	1.57E-04	1.15E-04	1.11E-05	
2.65E-03	2.5E-04	1.0E-03	6.1E-04	7.9E-04	3.0E-04	5.7E-05	3.9E-04	2.4E-04	2.5E-04	2.0E-04	1.8E-05	2.75E-04	1.71E-04	1.84E-04	1.38E-04	1.31E-05	
2.92E-03	2.7E-04	1.1E-03	6.7E-04	8.7E-04	3.3E-04	6.2E-05	5.1E-04	3.1E-04	3.2E-04	2.6E-04	2.3E-05	3.42E-04	2.10E-04	2.22E-04	1.71E-04	1.58E-05	
3.06E-03	2.8E-04	1.2E-03	7.1E-04	9.0E-04	3.5E-04	6.5E-05	6.6E-04	4.0E-04	4.0E-04	3.3E-04	2.8E-05	4.55E-04	2.77E-04	2.84E-04	2.27E-04	2.02E-05	
3.06E-03	3.0E-04	1.2E-03	7.0E-04	9.0E-04	3.5E-04	6.4E-05	7.8E-04	4.7E-04	4.7E-04	3.9E-04	3.4E-05	6.50E-04	3.94E-04	3.96E-04	3.25E-04	2.82E-05	
2.91E-03	3.1E-04	1.1E-03	6.6E-04	8.4E-04	3.3E-04	6.0E-05	8.4E-04	5.1E-04	5.1E-04	4.2E-04	3.7E-05	9.18E-04	5.54E-04	5.65E-04	4.59E-04	4.03E-05	
2.76E-03	3.1E-04	1.0E-03	6.0E-04	7.6E-04	3.0E-04	5.5E-05	8.3E-04	5.0E-04	5.2E-04	4.1E-04	3.7E-05	1.24E-03	7.45E-04	7.81E-04	6.18E-04	5.57E-05	
3.51E-03	3.2E-04	8.9E-04	5.4E-04	6.8E-04	2.7E-04	4.9E-05	8.0E-04	4.8E-04	5.1E-04	4.0E-04	3.7E-05	1.56E-03	9.38E-04	1.02E-03	7.79E-04	7.25E-05	
4.09E-03	3.3E-04	7.8E-04	4.7E-04	5.9E-04	2.4E-04	4.2E-05	7.5E-04	4.5E-04	4.9E-04	3.8E-04	3.5E-05	1.79E-03	1.08E-03	1.22E-03	8.97E-04	8.68E-05	
4.71E-04	9.9E-05	1.5E-04	1.1E-04	1.1E-04	4.6E-05	7.6E-06	8.3E-05	6.9E-05	5.9E-05	4.2E-05	4.0E-06	8.58E-05	7.09E-05	6.37E-05	4.29E-05	4.32E-06	
5.39E-04	1.1E-04	1.8E-04	1.2E-04	1.3E-04	5.4E-05	8.8E-06	9.2E-05	7.2E-05	6.5E-05	4.6E-05	4.5E-06	9.19E-05	7.14E-05	6.74E-05	4.60E-05	4.62E-06	
6.30E-04	1.2E-04	2.1E-04	1.4E-04	1.5E-04	6.4E-05	1.1E-05	1.0E-04	7.6E-05	7.3E-05	5.2E-05	5.1E-06	9.97E-05	7.33E-05	7.22E-05	4.98E-05	5.00E-06	
7.28E-04	1.3E-04	2.5E-04	1.6E-04	1.9E-04	7.4E-05	1.3E-05	1.2E-04	8.3E-05	8.3E-05	6.0E-05	5.8E-06	1.10E-04	7.66E-05	7.88E-05	5.50E-05	5.50E-06	
8.85E-04	1.5E-04	3.1E-04	1.9E-04	2.3E-04	9.3E-05	1.6E-05	1.4E-04	9.2E-05	9.5E-05	6.9E-05	6.7E-06	1.20E-04	8.13E-05	8.52E-05	6.00E-05	5.98E-06	
1.07E-03	1.6E-04	3.8E-04	2.4E-04	2.9E-04	1.1E-04	2.1E-05	1.6E-04	1.0E-04	1.1E-04	8.1E-05	7.8E-06	1.33E-04	8.76E-05	9.32E-05	6.64E-05	6.57E-06	
1.22E-03	1.7E-04	4.4E-04	2.7E-04	3.5E-04	1.3E-04	2.5E-05	1.9E-04	1.2E-04	1.3E-04	9.4E-05	9.1E-06	1.50E-04	9.62E-05	1.04E-04	7.48E-05	7.34E-06	
1.44E-03	1.8E-04	5.2E-04	3.2E-04	4.1E-04	1.6E-04	2.9E-05	2.3E-04	1.4E-04	1.5E-04	1.1E-04	1.1E-05	1.70E-04	1.07E-04	1.16E-04	8.48E-05	8.24E-06	
1.67E-03	2.0E-04	6.1E-04	3.7E-04	4.8E-04	1.8E-04	3.4E-05	2.8E-04	1.7E-04	1.8E-04	1.4E-04	1.3E-05	1.97E-04	1.23E-04	1.33E-04	9.85E-05	9.47E-06	
1.82E-03	2.1E-04	6.7E-04	4.1E-04	5.3E-04	2.0E-04	3.8E-05	3.3E-04	2.0E-04	2.1E-04	1.7E-04	1.5E-05	2.31E-04	1.43E-04	1.53E-04	1.15E-04	1.09E-05	
1.96E-03	2.2E-04	7.3E-04	4.4E-04	5.6E-04	2.2E-04	4.0E-05	4.0E-04	2.4E-04	2.5E-04	2.0E-04	1.8E-05	2.87E-04	1.76E-04	1.87E-04	1.43E-04	1.33E-05	
2.07E-03	2.3E-04	7.7E-04	4.7E-04	5.9E-04	2.3E-04	4.2E-05	4.7E-04	2.9E-04	3.0E-04	2.4E-04	2.1E-05	3.78E-04	2.30E-04	2.44E-04	1.89E-04	1.74E-05	
2.07E-03	2.4E-04	7.7E-04	4.7E-04	5.9E-04	2.3E-04	4.2E-05	5.1E-04	3.1E-04	3.2E-04	2.6E-04	2.3E-05	4.89E-04	2.96E-04	3.18E-04	2.44E-04	2.27E-05	
2.01E-03	2.5E-04	7.4E-04	4.5E-04	5.7E-04	2.2E-04	4.1E-05	5.4E-04	3.2E-04	3.4E-04	2.7E-04	2.4E-05	6.08E-04	3.68E-04	4.03E-04	3.04E-04	2.87E-05	
1.95E-03	2.6E-04	7.1E-04	4.3E-04	5.4E-04	2.1E-04	3.9E-05	5.6E-04	3.4E-04	3.6E-04	2.8E-04	2.6E-05	7.89E-04	4.76E-04	5.30E-04	3.94E-04	3.78E-05	
2.13E-03	2.6E-04	6.6E-04	4.0E-04	5.0E-04	2.0E-04	3.6E-05	5.5E-04	3.3E-04	3.6E-04	2.8E-04	2.6E-05	9.32E-04	5.61E-04	6.35E-04	4.66E-04	4.53E-05	
3.84E-04	8.5E-05	1.2E-04	8.9E-05	8.9E-05	3.6E-05	6.1E-06	7.1E-05	5.9E-05	5.1E-05	3.5E-05	3.4E-06	7.24E-05	5.99E-05	5.37E-05	3.62E-05	3.64E-06	
4.37E-04	9.5E-05	1.4E-04	9.9E-05	1.0E-04	4.2E-05	7.1E-06	7.8E-05	6.1E-05	5.5E-05	3.9E-05	3.8E-06	7.67E-05	6.01E-05	5.63E-05	3.84E-05	3.86E-06	
4.99E-04	1.0E-04	1.6E-04	1.1E-04	1.2E-04	4.9E-05	8.4E-06	8.7E-05	6.4E-05	6.2E-05	4.4E-05	4.3E-06	8.22E-05	6.11E-05	5.96E-05	4.11E-05	4.12E-06	
5.67E-04	1.1E-04	1.9E-04	1.2E-04	1.4E-04	5.7E-05	1.0E-05	9.9E-05	6.9E-05	6.9E-05	5.0E-05	4.8E-06	8.93E-05	6.29E-05	6.40E-05	4.46E-05	4.46E-06	
6.71E-04	1.2E-04	2.3E-04	1.4E-04	1.7E-04	6.8E-05	1.2E-05	1.1E-04	7.6E-05	7.9E-05	5.6E-05	5.5E-06	9.62E-05	6.60E-05	6.83E-05	4.81E-05	4.78E-06	

Ventura Ranch

Mitigated Chronic Risk Summary - Offsite Residential

Chronic Non Cancer Risk																	
Max Chronic	**Demo**	**Site Prep**	**Grading**	**BC**	**Paving**	**AC**	**Site Prep**	**Grading**	**BC**	**Paving**	**AC**	**Site Prep**	**Grading**	**BC**	**Paving**	**AC**	**Receptor**
7.86E-04	1.3E-04	2.7E-04	1.7E-04	2.1E-04	8.2E-05	1.5E-05	1.3E-04	8.5E-05	9.0E-05	6.5E-05	6.4E-06	1.05E-04	7.02E-05	7.38E-05	5.25E-05	5.18E-06	
8.73E-04	1.4E-04	3.0E-04	1.9E-04	2.4E-04	9.1E-05	1.7E-05	1.5E-04	9.5E-05	1.0E-04	7.5E-05	7.2E-06	1.16E-04	7.54E-05	8.08E-05	5.79E-05	5.70E-06	
1.01E-03	1.5E-04	3.6E-04	2.2E-04	2.8E-04	1.1E-04	2.0E-05	1.7E-04	1.1E-04	1.2E-04	8.7E-05	8.4E-06	1.29E-04	8.28E-05	8.91E-05	6.46E-05	6.30E-06	
1.14E-03	1.6E-04	4.1E-04	2.5E-04	3.2E-04	1.2E-04	2.3E-05	2.1E-04	1.3E-04	1.4E-04	1.0E-04	9.8E-06	1.48E-04	9.35E-05	1.01E-04	7.40E-05	7.15E-06	
1.24E-03	1.7E-04	4.5E-04	2.7E-04	3.5E-04	1.3E-04	2.5E-05	2.4E-04	1.5E-04	1.6E-04	1.2E-04	1.1E-05	1.70E-04	1.06E-04	1.15E-04	8.49E-05	8.15E-06	
1.34E-03	1.8E-04	4.9E-04	3.0E-04	3.8E-04	1.5E-04	2.7E-05	2.7E-04	1.7E-04	1.8E-04	1.4E-04	1.3E-05	2.03E-04	1.26E-04	1.36E-04	1.02E-04	9.71E-06	
1.44E-03	1.9E-04	5.3E-04	3.2E-04	4.0E-04	1.6E-04	2.9E-05	3.1E-04	1.9E-04	2.0E-04	1.6E-04	1.4E-05	2.55E-04	1.56E-04	1.70E-04	1.27E-04	1.21E-05	
1.48E-03	1.9E-04	5.4E-04	3.3E-04	4.1E-04	1.6E-04	3.0E-05	3.4E-04	2.1E-04	2.2E-04	1.7E-04	1.6E-05	3.09E-04	1.88E-04	2.09E-04	1.54E-04	1.49E-05	
1.47E-03	2.0E-04	5.4E-04	3.2E-04	4.1E-04	1.6E-04	2.9E-05	3.6E-04	2.2E-04	2.3E-04	1.8E-04	1.7E-05	3.69E-04	2.24E-04	2.52E-04	1.85E-04	1.80E-05	
1.48E-03	2.1E-04	5.4E-04	3.3E-04	4.1E-04	1.6E-04	2.9E-05	3.9E-04	2.4E-04	2.5E-04	1.9E-04	1.8E-05	4.62E-04	2.80E-04	3.16E-04	2.31E-04	2.26E-05	
1.44E-03	2.1E-04	5.2E-04	3.1E-04	4.0E-04	1.6E-04	2.8E-05	4.0E-04	2.4E-04	2.6E-04	2.0E-04	1.8E-05	5.41E-04	3.27E-04	3.72E-04	2.70E-04	2.66E-05	
3.22E-04	7.5E-05	9.9E-05	7.4E-05	7.4E-05	3.0E-05	5.1E-06	6.1E-05	5.1E-05	4.4E-05	3.0E-05	3.0E-06	6.12E-05	5.10E-05	4.54E-05	3.06E-05	3.08E-06	
3.62E-04	8.2E-05	1.1E-04	8.1E-05	8.4E-05	3.4E-05	5.8E-06	6.7E-05	5.2E-05	4.8E-05	3.3E-05	3.3E-06	6.43E-05	5.10E-05	4.72E-05	3.21E-05	3.23E-06	
4.08E-04	9.0E-05	1.3E-04	9.0E-05	9.7E-05	4.0E-05	6.8E-06	7.4E-05	5.5E-05	5.3E-05	3.7E-05	3.7E-06	6.82E-05	5.14E-05	4.95E-05	3.41E-05	3.41E-06	
4.57E-04	9.7E-05	1.5E-04	9.8E-05	1.1E-04	4.5E-05	8.1E-06	8.4E-05	5.9E-05	5.9E-05	4.2E-05	4.1E-06	7.32E-05	5.23E-05	5.25E-05	3.66E-05	3.65E-06	
5.28E-04	1.1E-04	1.8E-04	1.1E-04	1.3E-04	5.3E-05	9.5E-06	9.5E-05	6.4E-05	6.6E-05	4.7E-05	4.7E-06	7.83E-05	5.45E-05	5.56E-05	3.92E-05	3.89E-06	
6.05E-04	1.1E-04	2.0E-04	1.3E-04	1.6E-04	6.1E-05	1.1E-05	1.1E-04	7.1E-05	7.5E-05	5.4E-05	5.3E-06	8.48E-05	5.75E-05	5.96E-05	4.24E-05	4.18E-06	
6.59E-04	1.2E-04	2.3E-04	1.4E-04	1.8E-04	6.8E-05	1.3E-05	1.2E-04	7.8E-05	8.4E-05	6.1E-05	5.9E-06	9.22E-05	6.08E-05	6.44E-05	4.61E-05	4.53E-06	
7.42E-04	1.2E-04	2.6E-04	1.6E-04	2.0E-04	7.7E-05	1.4E-05	1.4E-04	8.8E-05	9.5E-05	7.0E-05	6.8E-06	1.02E-04	6.62E-05	7.07E-05	5.11E-05	5.00E-06	
8.30E-04	1.3E-04	2.9E-04	1.8E-04	2.3E-04	8.7E-05	1.6E-05	1.6E-04	1.0E-04	1.1E-04	8.0E-05	7.7E-06	1.16E-04	7.39E-05	7.97E-05	5.80E-05	5.64E-06	
8.90E-04	1.4E-04	3.2E-04	1.9E-04	2.4E-04	9.5E-05	1.7E-05	1.8E-04	1.1E-04	1.2E-04	9.0E-05	8.6E-06	1.31E-04	8.26E-05	9.00E-05	6.57E-05	6.39E-06	
9.56E-04	1.4E-04	3.4E-04	2.1E-04	2.6E-04	1.0E-04	1.9E-05	2.0E-04	1.2E-04	1.3E-04	1.0E-04	9.5E-06	1.51E-04	9.40E-05	1.03E-04	7.55E-05	7.35E-06	
1.03E-03	1.5E-04	3.7E-04	2.3E-04	2.8E-04	1.1E-04	2.0E-05	2.3E-04	1.4E-04	1.5E-04	1.1E-04	1.1E-05	1.84E-04	1.13E-04	1.26E-04	9.19E-05	8.98E-06	
1.07E-03	1.6E-04	3.9E-04	2.3E-04	2.9E-04	1.2E-04	2.1E-05	2.4E-04	1.5E-04	1.6E-04	1.2E-04	1.1E-05	2.18E-04	1.34E-04	1.51E-04	1.09E-04	1.07E-05	
1.08E-03	1.6E-04	3.9E-04	2.4E-04	3.0E-04	1.2E-04	2.1E-05	2.6E-04	1.6E-04	1.7E-04	1.3E-04	1.2E-05	2.52E-04	1.53E-04	1.74E-04	1.26E-04	1.24E-05	
1.12E-03	1.7E-04	4.0E-04	2.4E-04	3.1E-04	1.2E-04	2.2E-05	2.8E-04	1.7E-04	1.8E-04	1.4E-04	1.3E-05	3.03E-04	1.84E-04	2.10E-04	1.52E-04	1.50E-05	
1.11E-03	1.7E-04	4.0E-04	2.4E-04	3.0E-04	1.2E-04	2.2E-05	2.9E-04	1.8E-04	1.9E-04	1.4E-04	1.4E-05	3.47E-04	2.10E-04	2.41E-04	1.73E-04	1.72E-05	
2.75E-04	6.6E-05	8.3E-05	6.3E-05	6.3E-05	2.5E-05	4.3E-06	5.3E-05	4.5E-05	3.9E-05	2.7E-05	2.6E-06	5.19E-05	4.40E-05	3.86E-05	2.60E-05	2.61E-06	
3.06E-04	7.2E-05	9.5E-05	6.8E-05	7.1E-05	2.9E-05	4.9E-06	5.8E-05	4.6E-05	4.2E-05	2.9E-05	2.9E-06	5.43E-05	4.37E-05	3.99E-05	2.71E-05	2.72E-06	
3.42E-04	7.8E-05	1.1E-04	7.4E-05	8.1E-05	3.3E-05	5.7E-06	6.4E-05	4.8E-05	4.6E-05	3.2E-05	3.2E-06	5.72E-05	4.38E-05	4.15E-05	2.86E-05	2.86E-06	
3.77E-04	8.3E-05	1.2E-04	8.0E-05	9.3E-05	3.6E-05	6.5E-06	7.2E-05	5.1E-05	5.1E-05	3.6E-05	3.6E-06	6.10E-05	4.42E-05	4.37E-05	3.05E-05	3.03E-06	
4.27E-04	9.0E-05	1.4E-04	9.0E-05	1.1E-04	4.2E-05	7.6E-06	8.1E-05	5.5E-05	5.7E-05	4.0E-05	4.0E-06	6.50E-05	4.58E-05	4.62E-05	3.25E-05	3.22E-06	
4.79E-04	9.6E-05	1.6E-04	1.0E-04	1.2E-04	4.8E-05	8.7E-06	9.2E-05	6.1E-05	6.4E-05	4.6E-05	4.5E-06	7.01E-05	4.81E-05	4.94E-05	3.51E-05	3.46E-06	
5.15E-04	9.9E-05	1.7E-04	1.1E-04	1.3E-04	5.2E-05	9.6E-06	1.0E-04	6.6E-05	7.0E-05	5.0E-05	4.9E-06	7.55E-05	5.03E-05	5.28E-05	3.78E-05	3.71E-06	
5.70E-04	1.0E-04	1.9E-04	1.2E-04	1.5E-04	5.8E-05	1.1E-05	1.1E-04	7.3E-05	7.8E-05	5.7E-05	5.5E-06	8.34E-05	5.45E-05	5.80E-05	4.17E-05	4.09E-06	
6.30E-04	1.1E-04	2.2E-04	1.3E-04	1.7E-04	6.5E-05	1.2E-05	1.3E-04	8.1E-05	8.8E-05	6.4E-05	6.2E-06	9.41E-05	6.05E-05	6.53E-05	4.70E-05	4.62E-06	
6.70E-04	1.1E-04	2.3E-04	1.4E-04	1.8E-04	7.0E-05	1.3E-05	1.4E-04	8.8E-05	9.6E-05	7.1E-05	6.8E-06	1.06E-04	6.71E-05	7.33E-05	5.29E-05	5.20E-06	
7.17E-04	1.2E-04	2.5E-04	1.5E-04	1.9E-04	7.5E-05	1.4E-05	1.5E-04	9.6E-05	1.0E-04	7.7E-05	7.4E-06	1.20E-04	7.52E-05	8.34E-05	6.00E-05	5.92E-06	
7.73E-04	1.3E-04	2.7E-04	1.7E-04	2.1E-04	8.2E-05	1.5E-05	1.7E-04	1.1E-04	1.1E-04	8.6E-05	8.2E-06	1.43E-04	8.86E-05	9.94E-05	7.13E-05	7.06E-06	
8.07E-04	1.3E-04	2.8E-04	1.7E-04	2.2E-04	8.5E-05	1.5E-05	1.8E-04	1.1E-04	1.2E-04	9.2E-05	8.8E-06	1.65E-04	1.02E-04	1.16E-04	8.26E-05	8.22E-06	

Ventura Ranch

Mitigated Chronic Risk Summary - Offsite Residential

	Chronic Non Cancer Risk																
Max Chronic	**Demo**	**Site Prep**	**Grading**	**BC**	**Paving**	**AC**	**Site Prep**	**Grading**	**BC**	**Paving**	**AC**	**Site Prep**	**Grading**	**BC**	**Paving**	**AC**	**Receptor**
8.12E-04	1.3E-04	2.9E-04	1.7E-04	2.2E-04	8.6E-05	1.6E-05	1.9E-04	1.2E-04	1.3E-04	9.6E-05	9.1E-06	1.83E-04	1.12E-04	1.28E-04	9.15E-05	9.12E-06	
8.49E-04	1.4E-04	3.0E-04	1.8E-04	2.3E-04	9.0E-05	1.6E-05	2.1E-04	1.3E-04	1.4E-04	1.0E-04	9.8E-06	2.15E-04	1.31E-04	1.51E-04	1.08E-04	1.07E-05	
8.59E-04	1.4E-04	3.0E-04	1.8E-04	2.3E-04	9.1E-05	1.6E-05	2.2E-04	1.3E-04	1.4E-04	1.1E-04	1.0E-05	2.42E-04	1.47E-04	1.69E-04	1.21E-04	1.21E-05	
2.39E-04	5.9E-05	7.1E-05	5.5E-05	5.4E-05	2.1E-05	3.7E-06	4.7E-05	4.0E-05	3.4E-05	2.3E-05	2.3E-06	4.44E-05	3.83E-05	3.31E-05	2.22E-05	2.23E-06	
2.64E-04	6.4E-05	8.1E-05	5.9E-05	6.1E-05	2.4E-05	4.2E-06	5.1E-05	4.1E-05	3.7E-05	2.6E-05	2.6E-06	4.62E-05	3.79E-05	3.40E-05	2.31E-05	2.31E-06	
2.92E-04	6.9E-05	9.1E-05	6.3E-05	6.9E-05	2.7E-05	4.8E-06	5.7E-05	4.3E-05	4.1E-05	2.8E-05	2.8E-06	4.86E-05	3.78E-05	3.53E-05	2.43E-05	2.42E-06	
3.18E-04	7.3E-05	1.0E-04	6.7E-05	7.7E-05	3.0E-05	5.4E-06	6.3E-05	4.5E-05	4.5E-05	3.2E-05	3.1E-06	5.16E-05	3.79E-05	3.70E-05	2.58E-05	2.56E-06	
3.53E-04	7.8E-05	1.1E-04	7.5E-05	8.7E-05	3.4E-05	6.1E-06	7.0E-05	4.8E-05	4.9E-05	3.5E-05	3.5E-06	5.50E-05	3.92E-05	3.91E-05	2.75E-05	2.72E-06	
3.91E-04	8.3E-05	1.3E-04	8.2E-05	9.8E-05	3.8E-05	6.9E-06	7.8E-05	5.3E-05	5.5E-05	3.9E-05	3.9E-06	5.94E-05	4.12E-05	4.19E-05	2.97E-05	2.93E-06	
4.14E-04	8.4E-05	1.4E-04	8.7E-05	1.1E-04	4.1E-05	7.5E-06	8.5E-05	5.6E-05	5.9E-05	4.3E-05	4.2E-06	6.35E-05	4.27E-05	4.46E-05	3.18E-05	3.13E-06	
4.49E-04	8.8E-05	1.5E-04	9.4E-05	1.2E-04	4.5E-05	8.3E-06	9.4E-05	6.1E-05	6.6E-05	4.7E-05	4.6E-06	6.99E-05	4.61E-05	4.89E-05	3.50E-05	3.45E-06	
4.91E-04	9.3E-05	1.7E-04	1.0E-04	1.3E-04	5.0E-05	9.1E-06	1.1E-04	6.7E-05	7.2E-05	5.3E-05	5.1E-06	7.84E-05	5.08E-05	5.48E-05	3.92E-05	3.87E-06	
5.24E-04	9.7E-05	1.8E-04	1.1E-04	1.4E-04	5.4E-05	9.8E-06	1.1E-04	7.2E-05	7.8E-05	5.7E-05	5.6E-06	8.68E-05	5.55E-05	6.09E-05	4.34E-05	4.31E-06	
5.59E-04	1.0E-04	1.9E-04	1.2E-04	1.5E-04	5.8E-05	1.0E-05	1.2E-04	7.8E-05	8.4E-05	6.2E-05	6.0E-06	9.92E-05	6.26E-05	6.96E-05	4.96E-05	4.94E-06	
6.01E-04	1.1E-04	2.1E-04	1.3E-04	1.6E-04	6.2E-05	1.1E-05	1.4E-04	8.5E-05	9.2E-05	6.8E-05	6.5E-06	1.16E-04	7.22E-05	8.13E-05	5.78E-05	5.77E-06	
6.25E-04	1.1E-04	2.2E-04	1.3E-04	1.6E-04	6.5E-05	1.2E-05	1.4E-04	8.9E-05	9.7E-05	7.2E-05	6.9E-06	1.31E-04	8.10E-05	9.21E-05	6.54E-05	6.55E-06	
6.26E-04	1.1E-04	2.2E-04	1.3E-04	1.6E-04	6.5E-05	1.2E-05	1.5E-04	9.1E-05	9.9E-05	7.4E-05	7.1E-06	1.40E-04	8.61E-05	9.85E-05	6.99E-05	7.01E-06	
6.57E-04	1.2E-04	2.3E-04	1.4E-04	1.7E-04	6.9E-05	1.2E-05	1.6E-04	9.8E-05	1.1E-04	8.0E-05	7.6E-06	1.61E-04	9.86E-05	1.13E-04	8.05E-05	8.06E-06	
6.75E-04	1.2E-04	2.4E-04	1.4E-04	1.8E-04	7.1E-05	1.3E-05	1.7E-04	1.0E-04	1.1E-04	8.4E-05	8.0E-06	1.80E-04	1.10E-04	1.26E-04	8.98E-05	9.00E-06	
2.10E-04	5.3E-05	6.2E-05	4.8E-05	4.7E-05	1.9E-05	3.3E-06	4.2E-05	3.6E-05	3.1E-05	2.1E-05	2.1E-06	3.84E-05	3.38E-05	2.86E-05	1.92E-05	1.92E-06	
2.30E-04	5.7E-05	7.0E-05	5.1E-05	5.3E-05	2.1E-05	3.7E-06	4.6E-05	3.7E-05	3.4E-05	2.3E-05	2.3E-06	3.99E-05	3.33E-05	2.94E-05	1.99E-05	1.99E-06	
2.52E-04	6.1E-05	7.8E-05	5.5E-05	5.9E-05	2.3E-05	4.1E-06	5.1E-05	3.8E-05	3.7E-05	2.5E-05	2.5E-06	4.18E-05	3.31E-05	3.05E-05	2.09E-05	2.08E-06	
2.72E-04	6.4E-05	8.5E-05	5.8E-05	6.5E-05	2.6E-05	4.5E-06	5.5E-05	4.0E-05	3.9E-05	2.8E-05	2.7E-06	4.44E-05	3.31E-05	3.19E-05	2.22E-05	2.20E-06	
2.98E-04	6.8E-05	9.5E-05	6.3E-05	7.2E-05	2.8E-05	5.1E-06	6.1E-05	4.2E-05	4.3E-05	3.1E-05	3.0E-06	4.74E-05	3.41E-05	3.38E-05	2.37E-05	2.34E-06	
3.24E-04	7.2E-05	1.0E-04	6.8E-05	8.0E-05	3.1E-05	5.7E-06	6.8E-05	4.6E-05	4.7E-05	3.4E-05	3.3E-06	5.11E-05	3.57E-05	3.62E-05	2.55E-05	2.53E-06	
3.42E-04	7.3E-05	1.1E-04	7.1E-05	8.6E-05	3.4E-05	6.1E-06	7.3E-05	4.8E-05	5.1E-05	3.7E-05	3.6E-06	5.48E-05	3.72E-05	3.86E-05	2.74E-05	2.71E-06	
3.64E-04	7.6E-05	1.2E-04	7.6E-05	9.3E-05	3.6E-05	6.6E-06	8.0E-05	5.2E-05	5.6E-05	4.0E-05	3.9E-06	5.87E-05	3.91E-05	4.22E-05	2.93E-05	2.97E-06	
3.94E-04	8.0E-05	1.3E-04	8.2E-05	1.0E-04	3.9E-05	7.2E-06	8.8E-05	5.6E-05	6.1E-05	4.4E-05	4.3E-06	6.60E-05	4.31E-05	4.65E-05	3.30E-05	3.28E-06	
4.20E-04	8.3E-05	1.4E-04	8.8E-05	1.1E-04	4.2E-05	7.7E-06	9.5E-05	6.0E-05	6.5E-05	4.8E-05	4.6E-06	7.40E-05	4.76E-05	5.22E-05	3.70E-05	3.69E-06	
4.50E-04	8.7E-05	1.5E-04	9.4E-05	1.2E-04	4.6E-05	8.3E-06	1.0E-04	6.5E-05	7.0E-05	5.1E-05	5.0E-06	8.42E-05	5.35E-05	5.95E-05	4.21E-05	4.22E-06	
4.81E-04	9.2E-05	1.6E-04	1.0E-04	1.2E-04	4.9E-05	8.9E-06	1.1E-04	6.9E-05	7.5E-05	5.5E-05	5.4E-06	9.62E-05	6.04E-05	6.80E-05	4.81E-05	4.83E-06	
4.88E-04	9.3E-05	1.7E-04	1.0E-04	1.3E-04	5.0E-05	9.0E-06	1.1E-04	7.1E-05	7.7E-05	5.7E-05	5.5E-06	1.04E-04	6.46E-05	7.35E-05	5.19E-05	5.22E-06	
4.95E-04	9.5E-05	1.7E-04	1.0E-04	1.3E-04	5.1E-05	9.1E-06	1.2E-04	7.2E-05	8.0E-05	5.9E-05	5.7E-06	1.11E-04	6.84E-05	7.81E-05	5.53E-05	5.56E-06	
5.21E-04	9.9E-05	1.8E-04	1.1E-04	1.3E-04	5.4E-05	9.6E-06	1.3E-04	7.8E-05	8.6E-05	6.3E-05	6.1E-06	1.25E-04	7.72E-05	8.85E-05	6.27E-05	6.30E-06	
5.36E-04	1.0E-04	1.8E-04	1.1E-04	1.4E-04	5.5E-05	9.9E-06	1.3E-04	8.2E-05	9.0E-05	6.7E-05	6.4E-06	1.38E-04	8.45E-05	9.73E-05	6.89E-05	6.93E-06	
1.88E-04	4.8E-05	5.5E-05	4.3E-05	4.2E-05	1.6E-05	2.9E-06	3.8E-05	3.3E-05	2.8E-05	1.9E-05	1.9E-06	3.35E-05	3.00E-05	2.51E-05	1.68E-05	1.67E-06	
2.03E-04	5.1E-05	6.1E-05	4.5E-05	4.6E-05	1.8E-05	3.2E-06	4.2E-05	3.4E-05	3.0E-05	2.1E-05	2.1E-06	3.49E-05	2.96E-05	2.57E-05	1.74E-05	1.74E-06	
2.21E-04	5.5E-05	6.7E-05	4.8E-05	5.1E-05	2.0E-05	3.6E-06	4.5E-05	3.5E-05	3.3E-05	2.3E-05	2.3E-06	3.66E-05	2.94E-05	2.67E-05	1.83E-05	1.82E-06	
2.37E-04	5.8E-05	7.4E-05	5.0E-05	5.5E-05	2.2E-05	3.9E-06	4.9E-05	3.6E-05	3.5E-05	2.5E-05	2.4E-06	3.88E-05	2.94E-05	2.80E-05	1.94E-05	1.93E-06	
2.55E-04	6.0E-05	8.0E-05	5.3E-05	6.1E-05	2.4E-05	4.3E-06	5.4E-05	3.8E-05	3.8E-05	2.7E-05	2.7E-06	4.13E-05	3.01E-05	2.95E-05	2.06E-05	2.05E-06	

Ventura Ranch

Mitigated Chronic Risk Summary - Offsite Residential

							Chronic Non Cancer Risk										
Max Chronic	**Demo**	**Site Prep**	**Grading**	**BC**	**Paving**	**AC**	**Site Prep**	**Grading**	**BC**	**Paving**	**AC**	**Site Prep**	**Grading**	**BC**	**Paving**	**AC**	**Receptor**
2.75E-04	6.3E-05	8.8E-05	5.7E-05	6.7E-05	2.6E-05	4.7E-06	5.9E-05	4.0E-05	4.2E-05	2.9E-05	2.9E-06	4.47E-05	3.16E-05	3.18E-05	2.23E-05	2.21E-06	
2.91E-04	6.5E-05	9.4E-05	6.0E-05	7.2E-05	2.8E-05	5.1E-06	6.4E-05	4.2E-05	4.5E-05	3.2E-05	3.1E-06	4.83E-05	3.31E-05	3.42E-05	2.42E-05	2.40E-06	
3.02E-04	6.6E-05	9.8E-05	6.2E-05	7.5E-05	2.9E-05	5.3E-06	6.8E-05	4.5E-05	4.8E-05	3.4E-05	3.4E-06	5.12E-05	3.43E-05	3.63E-05	2.56E-05	2.55E-06	
3.25E-04	6.9E-05	1.1E-04	6.7E-05	8.2E-05	3.2E-05	5.8E-06	7.5E-05	4.8E-05	5.2E-05	3.7E-05	3.7E-06	5.75E-05	3.78E-05	4.08E-05	2.87E-05	2.88E-06	
3.46E-04	7.2E-05	1.1E-04	7.2E-05	8.8E-05	3.4E-05	6.2E-06	8.0E-05	5.1E-05	5.6E-05	4.0E-05	3.9E-06	6.43E-05	4.16E-05	4.56E-05	3.21E-05	3.22E-06	
3.70E-04	7.6E-05	1.2E-04	7.7E-05	9.4E-05	3.7E-05	6.7E-06	8.7E-05	5.5E-05	5.9E-05	4.3E-05	4.2E-06	7.26E-05	4.64E-05	5.15E-05	3.63E-05	3.65E-06	
3.93E-04	8.0E-05	1.3E-04	8.2E-05	1.0E-04	3.9E-05	7.1E-06	9.2E-05	5.8E-05	6.3E-05	4.6E-05	4.5E-06	8.16E-05	5.15E-05	5.79E-05	4.08E-05	4.11E-06	
3.86E-04	7.9E-05	1.3E-04	8.0E-05	9.8E-05	3.9E-05	7.0E-06	9.0E-05	5.6E-05	6.2E-05	4.5E-05	4.4E-06	8.26E-05	5.18E-05	5.87E-05	4.13E-05	4.17E-06	
4.03E-04	8.2E-05	1.4E-04	8.3E-05	1.0E-04	4.1E-05	7.3E-06	9.6E-05	6.0E-05	6.5E-05	4.8E-05	4.7E-06	9.06E-05	5.63E-05	6.42E-05	4.53E-05	4.56E-06	
4.22E-04	8.5E-05	1.4E-04	8.7E-05	1.1E-04	4.3E-05	7.6E-06	1.0E-04	6.3E-05	7.0E-05	5.1E-05	5.0E-06	1.00E-04	6.20E-05	7.10E-05	5.01E-05	5.05E-06	
4.34E-04	8.7E-05	1.5E-04	9.0E-05	1.1E-04	4.4E-05	7.9E-06	1.1E-04	6.6E-05	7.3E-05	5.4E-05	5.2E-06	1.09E-04	6.71E-05	7.71E-05	5.44E-05	5.49E-06	
1.69E-04	4.4E-05	4.9E-05	3.9E-05	3.8E-05	1.5E-05	2.6E-06	3.5E-05	3.0E-05	2.6E-05	1.7E-05	1.7E-06	2.96E-05	2.71E-05	2.22E-05	1.48E-05	1.48E-06	
1.82E-04	4.6E-05	5.4E-05	4.0E-05	4.1E-05	1.6E-05	2.8E-06	3.8E-05	3.1E-05	2.8E-05	1.9E-05	1.9E-06	3.09E-05	2.66E-05	2.28E-05	1.54E-05	1.54E-06	
1.96E-04	4.9E-05	5.9E-05	4.2E-05	4.5E-05	1.8E-05	3.1E-06	4.1E-05	3.2E-05	3.0E-05	2.1E-05	2.1E-06	3.25E-05	2.65E-05	2.38E-05	1.63E-05	1.61E-06	
2.09E-04	5.2E-05	6.5E-05	4.5E-05	4.8E-05	1.9E-05	3.4E-06	4.5E-05	3.3E-05	3.2E-05	2.2E-05	2.2E-06	3.46E-05	2.66E-05	2.50E-05	1.73E-05	1.72E-06	
2.21E-04	5.4E-05	6.9E-05	4.6E-05	5.2E-05	2.1E-05	3.6E-06	4.8E-05	3.4E-05	3.4E-05	2.4E-05	2.4E-06	3.66E-05	2.69E-05	2.62E-05	1.83E-05	1.82E-06	
2.37E-04	5.6E-05	7.5E-05	4.9E-05	5.7E-05	2.2E-05	4.0E-06	5.2E-05	3.6E-05	3.7E-05	2.6E-05	2.6E-06	3.98E-05	2.84E-05	2.84E-05	1.99E-05	1.97E-06	
2.50E-04	5.8E-05	8.0E-05	5.2E-05	6.1E-05	2.4E-05	4.3E-06	5.6E-05	3.8E-05	3.9E-05	2.8E-05	2.8E-06	4.32E-05	2.99E-05	3.07E-05	2.16E-05	2.15E-06	
2.56E-04	5.8E-05	8.2E-05	5.3E-05	6.3E-05	2.5E-05	4.5E-06	6.0E-05	3.9E-05	4.2E-05	3.0E-05	2.9E-06	4.56E-05	3.07E-05	3.25E-05	2.28E-05	2.28E-06	
2.73E-04	6.0E-05	8.8E-05	5.6E-05	6.8E-05	2.7E-05	4.8E-06	6.4E-05	4.2E-05	4.5E-05	3.2E-05	3.2E-06	5.07E-05	3.36E-05	3.62E-05	2.54E-05	2.55E-06	
2.89E-04	6.3E-05	9.4E-05	6.0E-05	7.2E-05	2.8E-05	5.1E-06	6.9E-05	4.4E-05	4.8E-05	3.4E-05	3.4E-06	5.63E-05	3.67E-05	4.02E-05	2.82E-05	2.84E-06	
3.07E-04	6.6E-05	1.0E-04	6.3E-05	7.7E-05	3.0E-05	5.5E-06	7.3E-05	4.7E-05	5.0E-05	3.7E-05	3.6E-06	6.29E-05	4.04E-05	4.48E-05	3.15E-05	3.17E-06	
3.26E-04	6.9E-05	1.1E-04	6.7E-05	8.2E-05	3.2E-05	5.8E-06	7.8E-05	4.9E-05	5.3E-05	3.9E-05	3.8E-06	7.00E-05	4.45E-05	4.98E-05	3.50E-05	3.53E-06	
3.18E-04	6.8E-05	1.1E-04	6.5E-05	8.0E-05	3.2E-05	5.7E-06	7.5E-05	4.7E-05	5.2E-05	3.8E-05	3.7E-06	6.93E-05	4.37E-05	4.93E-05	3.47E-05	3.50E-06	
3.36E-04	7.1E-05	1.1E-04	6.9E-05	8.4E-05	3.4E-05	6.0E-06	8.1E-05	5.0E-05	5.5E-05	4.0E-05	3.9E-06	7.66E-05	4.79E-05	5.44E-05	3.83E-05	3.86E-06	
3.44E-04	7.3E-05	1.1E-04	7.1E-05	8.6E-05	3.4E-05	6.1E-06	8.4E-05	5.2E-05	5.7E-05	4.2E-05	4.1E-06	8.08E-05	5.02E-05	5.73E-05	4.04E-05	4.07E-06	
3.52E-04	7.5E-05	1.2E-04	7.2E-05	8.8E-05	3.5E-05	6.3E-06	8.7E-05	5.4E-05	6.0E-05	4.4E-05	4.2E-06	8.61E-05	5.33E-05	6.11E-05	4.31E-05	4.34E-06	
1.53E-04	4.0E-05	4.4E-05	3.6E-05	3.4E-05	1.3E-05	2.3E-06	3.2E-05	2.8E-05	2.4E-05	1.6E-05	1.6E-06	2.64E-05	2.50E-05	2.00E-05	1.32E-05	1.32E-06	
1.64E-04	4.2E-05	4.8E-05	3.7E-05	3.7E-05	1.4E-05	2.5E-06	3.5E-05	2.8E-05	2.5E-05	1.7E-05	1.7E-06	2.77E-05	2.42E-05	2.05E-05	1.39E-05	1.38E-06	
1.76E-04	4.5E-05	5.3E-05	3.8E-05	4.0E-05	1.6E-05	2.8E-06	3.7E-05	2.9E-05	2.7E-05	1.9E-05	1.9E-06	2.93E-05	2.42E-05	2.14E-05	1.46E-05	1.45E-06	
1.87E-04	4.7E-05	5.7E-05	4.0E-05	4.3E-05	1.7E-05	3.0E-06	4.1E-05	3.0E-05	2.9E-05	2.0E-05	2.0E-06	3.12E-05	2.45E-05	2.26E-05	1.56E-05	1.55E-06	
1.94E-04	4.8E-05	6.0E-05	4.1E-05	4.5E-05	1.8E-05	3.2E-06	4.3E-05	3.0E-05	3.0E-05	2.1E-05	2.1E-06	3.30E-05	2.45E-05	2.37E-05	1.65E-05	1.64E-06	
2.07E-04	5.0E-05	6.4E-05	4.3E-05	4.9E-05	1.9E-05	3.4E-06	4.6E-05	3.2E-05	3.3E-05	2.3E-05	2.3E-06	3.58E-05	2.57E-05	2.56E-05	1.79E-05	1.78E-06	
2.17E-04	5.2E-05	6.9E-05	4.5E-05	5.2E-05	2.1E-05	3.7E-06	5.0E-05	3.4E-05	3.5E-05	2.5E-05	2.5E-06	3.89E-05	2.72E-05	2.78E-05	1.94E-05	1.94E-06	
2.23E-04	5.2E-05	7.1E-05	4.6E-05	5.4E-05	2.1E-05	3.8E-06	5.3E-05	3.5E-05	3.7E-05	2.6E-05	2.6E-06	4.15E-05	2.82E-05	2.97E-05	2.08E-05	2.08E-06	
2.32E-04	5.3E-05	7.4E-05	4.8E-05	5.7E-05	2.2E-05	4.0E-06	5.6E-05	3.6E-05	3.9E-05	2.8E-05	2.8E-06	4.51E-05	3.00E-05	3.23E-05	2.26E-05	2.27E-06	
2.46E-04	5.6E-05	7.9E-05	5.0E-05	6.0E-05	2.4E-05	4.3E-06	6.0E-05	3.9E-05	4.2E-05	3.0E-05	2.9E-06	5.00E-05	3.28E-05	3.58E-05	2.50E-05	2.53E-06	
2.55E-04	5.7E-05	8.3E-05	5.2E-05	6.3E-05	2.5E-05	4.5E-06	6.2E-05	4.0E-05	4.3E-05	3.1E-05	3.0E-06	5.42E-05	3.50E-05	3.87E-05	2.71E-05	2.74E-06	
2.63E-04	5.9E-05	8.6E-05	5.4E-05	6.5E-05	2.6E-05	4.6E-06	6.3E-05	4.0E-05	4.4E-05	3.2E-05	3.1E-06	5.78E-05	3.69E-05	4.12E-05	2.89E-05	2.92E-06	
2.73E-04	6.0E-05	8.9E-05	5.6E-05	6.7E-05	2.7E-05	4.8E-06	6.5E-05	4.1E-05	4.5E-05	3.3E-05	3.2E-06	6.13E-05	3.88E-05	4.37E-05	3.07E-05	3.10E-06	

Ventura Ranch

Mitigated Chronic Risk Summary - Offsite Residential

	Chronic Non Cancer Risk																
Max Chronic	**Demo**	**Site Prep**	**Grading**	**BC**	**Paving**	**AC**	**Site Prep**	**Grading**	**BC**	**Paving**	**AC**	**Site Prep**	**Grading**	**BC**	**Paving**	**AC**	**Receptor**
2.87E-04	6.3E-05	9.4E-05	5.8E-05	7.1E-05	2.8E-05	5.0E-06	6.9E-05	4.3E-05	4.8E-05	3.5E-05	3.4E-06	6.65E-05	4.18E-05	4.73E-05	3.33E-05	3.36E-06	
2.93E-04	6.5E-05	9.6E-05	6.0E-05	7.2E-05	2.9E-05	5.1E-06	7.1E-05	4.5E-05	4.9E-05	3.6E-05	3.5E-06	6.91E-05	4.32E-05	4.92E-05	3.46E-05	3.49E-06	
3.02E-04	6.6E-05	1.0E-04	6.1E-05	7.5E-05	3.0E-05	5.3E-06	7.5E-05	4.7E-05	5.1E-05	3.7E-05	3.7E-06	7.39E-05	4.59E-05	5.25E-05	3.69E-05	3.73E-06	
1.41E-04	3.7E-05	4.0E-05	3.3E-05	3.1E-05	1.2E-05	2.1E-06	3.0E-05	2.7E-05	2.2E-05	1.5E-05	1.5E-06	2.39E-05	2.35E-05	1.82E-05	1.19E-05	1.19E-06	
1.48E-04	3.9E-05	4.3E-05	3.3E-05	3.3E-05	1.3E-05	2.3E-06	3.2E-05	2.6E-05	2.3E-05	1.6E-05	1.6E-06	2.52E-05	2.23E-05	1.87E-05	1.26E-05	1.25E-06	
1.59E-04	4.1E-05	4.7E-05	3.5E-05	3.6E-05	1.4E-05	2.5E-06	3.4E-05	2.7E-05	2.5E-05	1.7E-05	1.7E-06	2.66E-05	2.24E-05	1.96E-05	1.33E-05	1.32E-06	
1.68E-04	4.3E-05	5.1E-05	3.6E-05	3.8E-05	1.5E-05	2.7E-06	3.7E-05	2.8E-05	2.7E-05	1.8E-05	1.8E-06	2.85E-05	2.26E-05	2.07E-05	1.42E-05	1.41E-06	
1.74E-04	4.4E-05	5.3E-05	3.7E-05	4.0E-05	1.6E-05	2.8E-06	3.9E-05	2.8E-05	2.8E-05	1.9E-05	1.9E-06	3.03E-05	2.27E-05	2.18E-05	1.51E-05	1.51E-06	
1.82E-04	4.5E-05	5.6E-05	3.8E-05	4.3E-05	1.7E-05	3.0E-06	4.2E-05	2.9E-05	3.0E-05	2.1E-05	2.1E-06	3.26E-05	2.36E-05	2.34E-05	1.63E-05	1.62E-06	
1.91E-04	4.7E-05	6.0E-05	4.0E-05	4.5E-05	1.8E-05	3.2E-06	4.4E-05	3.0E-05	3.2E-05	2.2E-05	2.2E-06	3.54E-05	2.49E-05	2.54E-05	1.77E-05	1.77E-06	
1.98E-04	4.7E-05	6.3E-05	4.1E-05	4.8E-05	1.9E-05	3.4E-06	4.8E-05	3.2E-05	3.4E-05	2.4E-05	2.4E-06	3.82E-05	2.62E-05	2.74E-05	1.91E-05	1.92E-06	
2.01E-04	4.8E-05	6.4E-05	4.1E-05	4.9E-05	1.9E-05	3.4E-06	4.9E-05	3.2E-05	3.5E-05	2.5E-05	2.4E-06	4.07E-05	2.73E-05	2.93E-05	2.04E-05	2.06E-06	
2.12E-04	5.0E-05	6.8E-05	4.3E-05	5.1E-05	2.0E-05	3.6E-06	5.2E-05	3.4E-05	3.7E-05	2.6E-05	2.6E-06	4.48E-05	2.95E-05	3.21E-05	2.24E-05	2.27E-06	
2.19E-04	5.1E-05	7.0E-05	4.5E-05	5.3E-05	2.1E-05	3.8E-06	5.4E-05	3.5E-05	3.8E-05	2.7E-05	2.7E-06	4.83E-05	3.14E-05	3.45E-05	2.42E-05	2.44E-06	
2.28E-04	5.2E-05	7.3E-05	4.6E-05	5.5E-05	2.2E-05	3.9E-06	5.6E-05	3.6E-05	3.9E-05	2.8E-05	2.7E-06	5.17E-05	3.32E-05	3.68E-05	2.58E-05	2.61E-06	
2.37E-04	5.4E-05	7.7E-05	4.8E-05	5.8E-05	2.3E-05	4.1E-06	5.8E-05	3.7E-05	4.0E-05	2.9E-05	2.8E-06	5.49E-05	3.49E-05	3.91E-05	2.74E-05	2.77E-06	
2.47E-04	5.6E-05	8.0E-05	5.0E-05	6.0E-05	2.4E-05	4.3E-06	6.0E-05	3.8E-05	4.2E-05	3.0E-05	2.9E-06	5.84E-05	3.69E-05	4.16E-05	2.92E-05	2.95E-06	
2.54E-04	5.8E-05	8.3E-05	5.1E-05	6.2E-05	2.5E-05	4.4E-06	6.2E-05	3.9E-05	4.3E-05	3.1E-05	3.0E-06	6.08E-05	3.82E-05	4.33E-05	3.04E-05	3.07E-06	
2.60E-04	5.9E-05	8.5E-05	5.3E-05	6.4E-05	2.5E-05	4.5E-06	6.5E-05	4.0E-05	4.5E-05	3.2E-05	3.2E-06	6.37E-05	3.98E-05	4.54E-05	3.19E-05	3.22E-06	
1.36E-04	3.6E-05	4.0E-05	3.1E-05	3.0E-05	1.2E-05	2.0E-06	2.9E-05	2.5E-05	2.2E-05	1.5E-05	1.5E-06	2.31E-05	2.08E-05	1.72E-05	1.15E-05	1.15E-06	
1.44E-04	3.8E-05	4.3E-05	3.2E-05	3.2E-05	1.3E-05	2.2E-06	3.2E-05	2.5E-05	2.3E-05	1.6E-05	1.6E-06	2.45E-05	2.08E-05	1.80E-05	1.23E-05	1.22E-06	
1.52E-04	4.0E-05	4.6E-05	3.3E-05	3.4E-05	1.4E-05	2.4E-06	3.4E-05	2.6E-05	2.4E-05	1.7E-05	1.7E-06	2.62E-05	2.12E-05	1.91E-05	1.31E-05	1.30E-06	
1.59E-04	4.1E-05	4.8E-05	3.4E-05	3.6E-05	1.5E-05	2.5E-06	3.6E-05	2.6E-05	2.6E-05	1.8E-05	1.8E-06	2.83E-05	2.17E-05	2.05E-05	1.41E-05	1.41E-06	
1.65E-04	4.2E-05	5.1E-05	3.4E-05	3.8E-05	1.5E-05	2.7E-06	3.8E-05	2.7E-05	2.7E-05	1.9E-05	1.9E-06	3.02E-05	2.22E-05	2.18E-05	1.51E-05	1.51E-06	
1.70E-04	4.2E-05	5.3E-05	3.5E-05	4.0E-05	1.6E-05	2.8E-06	4.0E-05	2.8E-05	2.9E-05	2.0E-05	2.0E-06	3.24E-05	2.30E-05	2.34E-05	1.62E-05	1.63E-06	
1.75E-04	4.3E-05	5.5E-05	3.6E-05	4.2E-05	1.6E-05	2.9E-06	4.3E-05	2.9E-05	3.0E-05	2.1E-05	2.1E-06	3.49E-05	2.41E-05	2.52E-05	1.74E-05	1.76E-06	
1.79E-04	4.3E-05	5.6E-05	3.7E-05	4.3E-05	1.7E-05	3.0E-06	4.5E-05	3.0E-05	3.1E-05	2.2E-05	2.2E-06	3.75E-05	2.53E-05	2.70E-05	1.87E-05	1.90E-06	
1.85E-04	4.5E-05	5.9E-05	3.8E-05	4.4E-05	1.8E-05	3.1E-06	4.7E-05	3.1E-05	3.3E-05	2.3E-05	2.3E-06	4.06E-05	2.69E-05	2.91E-05	2.03E-05	2.05E-06	
1.92E-04	4.6E-05	6.1E-05	3.9E-05	4.6E-05	1.8E-05	3.3E-06	4.8E-05	3.1E-05	3.4E-05	2.4E-05	2.4E-06	4.37E-05	2.85E-05	3.12E-05	2.18E-05	2.20E-06	
1.98E-04	4.7E-05	6.3E-05	4.0E-05	4.8E-05	1.9E-05	3.4E-06	4.9E-05	3.2E-05	3.4E-05	2.5E-05	2.4E-06	4.60E-05	2.97E-05	3.28E-05	2.30E-05	2.32E-06	
2.06E-04	4.9E-05	6.6E-05	4.2E-05	5.0E-05	2.0E-05	3.5E-06	5.1E-05	3.2E-05	3.5E-05	2.5E-05	2.5E-06	4.87E-05	3.12E-05	3.47E-05	2.43E-05	2.46E-06	
2.16E-04	5.1E-05	7.0E-05	4.4E-05	5.2E-05	2.1E-05	3.7E-06	5.3E-05	3.4E-05	3.7E-05	2.7E-05	2.6E-06	5.22E-05	3.31E-05	3.72E-05	2.61E-05	2.64E-06	
2.26E-04	5.3E-05	7.3E-05	4.5E-05	5.5E-05	2.2E-05	3.9E-06	5.6E-05	3.5E-05	3.9E-05	2.8E-05	2.7E-06	5.53E-05	3.49E-05	3.95E-05	2.76E-05	2.80E-06	
2.26E-04	5.3E-05	7.3E-05	4.5E-05	5.4E-05	2.2E-05	3.9E-06	5.6E-05	3.5E-05	3.9E-05	2.8E-05	2.7E-06	5.52E-05	3.46E-05	3.93E-05	2.76E-05	2.79E-06	
1.25E-04	3.3E-05	3.6E-05	2.9E-05	2.7E-05	1.1E-05	1.9E-06	2.7E-05	2.3E-05	2.0E-05	1.4E-05	1.4E-06	2.13E-05	1.99E-05	1.60E-05	1.07E-05	1.06E-06	
1.31E-04	3.5E-05	3.9E-05	2.9E-05	2.9E-05	1.2E-05	2.0E-06	2.9E-05	2.3E-05	2.1E-05	1.5E-05	1.4E-06	2.28E-05	1.94E-05	1.68E-05	1.14E-05	1.13E-06	
1.38E-04	3.6E-05	4.1E-05	3.0E-05	3.1E-05	1.2E-05	2.1E-06	3.1E-05	2.4E-05	2.2E-05	1.6E-05	1.5E-06	2.44E-05	1.98E-05	1.78E-05	1.22E-05	1.21E-06	
1.44E-04	3.8E-05	4.4E-05	3.1E-05	3.3E-05	1.3E-05	2.3E-06	3.3E-05	2.4E-05	2.4E-05	1.6E-05	1.6E-06	2.62E-05	2.03E-05	1.91E-05	1.31E-05	1.31E-06	
1.46E-04	3.8E-05	4.4E-05	3.0E-05	3.4E-05	1.3E-05	2.4E-06	3.5E-05	2.4E-05	2.5E-05	1.7E-05	1.7E-06	2.77E-05	2.03E-05	2.00E-05	1.38E-05	1.39E-06	
1.52E-04	3.9E-05	4.7E-05	3.1E-05	3.5E-05	1.4E-05	2.5E-06	3.7E-05	2.5E-05	2.6E-05	1.8E-05	1.8E-06	2.99E-05	2.13E-05	2.16E-05	1.49E-05	1.50E-06	

Ventura Ranch

Mitigated Chronic Risk Summary - Offsite Residential

	Chronic Non Cancer Risk																
Max Chronic	**Demo**	**Site Prep**	**Grading**	**BC**	**Paving**	**AC**	**Site Prep**	**Grading**	**BC**	**Paving**	**AC**	**Site Prep**	**Grading**	**BC**	**Paving**	**AC**	**Receptor**
1.57E-04	3.9E-05	4.9E-05	3.2E-05	3.7E-05	1.5E-05	2.6E-06	3.9E-05	2.6E-05	2.7E-05	1.9E-05	1.9E-06	3.22E-05	2.24E-05	2.33E-05	1.61E-05	1.63E-06	
1.57E-04	3.9E-05	4.9E-05	3.2E-05	3.7E-05	1.5E-05	2.6E-06	4.0E-05	2.7E-05	2.8E-05	2.0E-05	2.0E-06	3.41E-05	2.31E-05	2.46E-05	1.70E-05	1.73E-06	
1.64E-04	4.0E-05	5.1E-05	3.3E-05	3.9E-05	1.5E-05	2.8E-06	4.2E-05	2.8E-05	2.9E-05	2.1E-05	2.1E-06	3.69E-05	2.46E-05	2.66E-05	1.85E-05	1.87E-06	
1.70E-04	4.2E-05	5.4E-05	3.5E-05	4.1E-05	1.6E-05	2.9E-06	4.3E-05	2.8E-05	3.0E-05	2.2E-05	2.1E-06	3.97E-05	2.61E-05	2.84E-05	1.98E-05	2.00E-06	
1.75E-04	4.3E-05	5.5E-05	3.5E-05	4.2E-05	1.7E-05	3.0E-06	4.4E-05	2.9E-05	3.1E-05	2.2E-05	2.2E-06	4.17E-05	2.71E-05	2.98E-05	2.09E-05	2.10E-06	
1.81E-04	4.4E-05	5.8E-05	3.6E-05	4.3E-05	1.7E-05	3.1E-06	4.5E-05	2.9E-05	3.1E-05	2.3E-05	2.2E-06	4.38E-05	2.82E-05	3.12E-05	2.19E-05	2.21E-06	
1.91E-04	4.6E-05	6.1E-05	3.8E-05	4.6E-05	1.8E-05	3.2E-06	4.7E-05	3.0E-05	3.3E-05	2.4E-05	2.3E-06	4.68E-05	2.99E-05	3.34E-05	2.34E-05	2.37E-06	
1.99E-04	4.8E-05	6.4E-05	4.0E-05	4.8E-05	1.9E-05	3.4E-06	4.9E-05	3.1E-05	3.4E-05	2.5E-05	2.4E-06	4.93E-05	3.13E-05	3.53E-05	2.47E-05	2.50E-06	
1.97E-04	4.7E-05	6.3E-05	3.9E-05	4.7E-05	1.9E-05	3.3E-06	4.9E-05	3.1E-05	3.4E-05	2.5E-05	2.4E-06	4.82E-05	3.04E-05	3.44E-05	2.41E-05	2.44E-06	
1.17E-04	3.1E-05	3.3E-05	2.7E-05	2.5E-05	1.0E-05	1.7E-06	2.5E-05	2.2E-05	1.9E-05	1.3E-05	1.3E-06	1.98E-05	1.90E-05	1.50E-05	9.90E-06	9.85E-07	
1.20E-04	3.2E-05	3.5E-05	2.7E-05	2.6E-05	1.1E-05	1.8E-06	2.7E-05	2.2E-05	2.0E-05	1.3E-05	1.3E-06	2.13E-05	1.83E-05	1.57E-05	1.06E-05	1.06E-06	
1.26E-04	3.4E-05	3.7E-05	2.7E-05	2.8E-05	1.1E-05	1.9E-06	2.9E-05	2.2E-05	2.1E-05	1.4E-05	1.4E-06	2.27E-05	1.86E-05	1.67E-05	1.14E-05	1.13E-06	
1.31E-04	3.5E-05	3.9E-05	2.8E-05	2.9E-05	1.2E-05	2.0E-06	3.0E-05	2.3E-05	2.2E-05	1.5E-05	1.5E-06	2.44E-05	1.91E-05	1.78E-05	1.22E-05	1.22E-06	
1.33E-04	3.5E-05	4.0E-05	2.8E-05	3.0E-05	1.2E-05	2.1E-06	3.2E-05	2.3E-05	2.3E-05	1.6E-05	1.6E-06	2.58E-05	1.91E-05	1.87E-05	1.29E-05	1.30E-06	
1.38E-04	3.6E-05	4.2E-05	2.9E-05	3.2E-05	1.3E-05	2.2E-06	3.3E-05	2.3E-05	2.4E-05	1.7E-05	1.7E-06	2.77E-05	2.00E-05	2.01E-05	1.38E-05	1.40E-06	
1.43E-04	3.6E-05	4.4E-05	2.9E-05	3.3E-05	1.3E-05	2.3E-06	3.5E-05	2.4E-05	2.5E-05	1.8E-05	1.8E-06	2.97E-05	2.09E-05	2.15E-05	1.49E-05	1.50E-06	
1.42E-04	3.6E-05	4.4E-05	2.9E-05	3.3E-05	1.3E-05	2.4E-06	3.6E-05	2.4E-05	2.6E-05	1.8E-05	1.8E-06	3.16E-05	2.16E-05	2.29E-05	1.58E-05	1.60E-06	
1.47E-04	3.7E-05	4.6E-05	3.0E-05	3.5E-05	1.4E-05	2.4E-06	3.8E-05	2.5E-05	2.7E-05	1.9E-05	1.9E-06	3.40E-05	2.28E-05	2.44E-05	1.70E-05	1.72E-06	
1.53E-04	3.8E-05	4.8E-05	3.1E-05	3.6E-05	1.4E-05	2.6E-06	3.9E-05	2.6E-05	2.8E-05	2.0E-05	1.9E-06	3.64E-05	2.41E-05	2.60E-05	1.82E-05	1.83E-06	
1.58E-04	3.9E-05	5.0E-05	3.2E-05	3.7E-05	1.5E-05	2.6E-06	4.0E-05	2.6E-05	2.8E-05	2.0E-05	2.0E-06	3.84E-05	2.51E-05	2.74E-05	1.92E-05	1.93E-06	
1.61E-04	4.0E-05	5.1E-05	3.2E-05	3.8E-05	1.5E-05	2.7E-06	4.1E-05	2.6E-05	2.8E-05	2.0E-05	2.0E-06	3.97E-05	2.57E-05	2.83E-05	1.98E-05	2.00E-06	
1.70E-04	4.2E-05	5.4E-05	3.4E-05	4.0E-05	1.6E-05	2.8E-06	4.2E-05	2.7E-05	3.0E-05	2.1E-05	2.1E-06	4.22E-05	2.71E-05	3.02E-05	2.11E-05	2.14E-06	
1.76E-04	4.3E-05	5.6E-05	3.5E-05	4.2E-05	1.7E-05	3.0E-06	4.4E-05	2.8E-05	3.1E-05	2.2E-05	2.2E-06	4.43E-05	2.82E-05	3.17E-05	2.21E-05	2.24E-06	
1.74E-04	4.3E-05	5.5E-05	3.5E-05	4.1E-05	1.7E-05	2.9E-06	4.3E-05	2.7E-05	3.0E-05	2.2E-05	2.1E-06	4.27E-05	2.71E-05	3.05E-05	2.13E-05	2.16E-06	
1.70E-04	4.2E-05	5.4E-05	3.4E-05	4.0E-05	1.6E-05	2.8E-06	4.2E-05	2.7E-05	2.9E-05	2.1E-05	2.1E-06	4.08E-05	2.58E-05	2.90E-05	2.04E-05	2.06E-06	
1.08E-04	2.9E-05	3.1E-05	2.5E-05	2.3E-05	9.2E-06	1.5E-06	2.3E-05	2.1E-05	1.8E-05	1.2E-05	1.2E-06	1.85E-05	1.80E-05	1.40E-05	9.26E-06	9.21E-07	
1.10E-04	3.0E-05	3.2E-05	2.4E-05	2.4E-05	9.6E-06	1.6E-06	2.5E-05	2.0E-05	1.8E-05	1.3E-05	1.2E-06	2.00E-05	1.72E-05	1.48E-05	9.98E-06	9.94E-07	
1.16E-04	3.1E-05	3.4E-05	2.5E-05	2.5E-05	1.0E-05	1.8E-06	2.6E-05	2.1E-05	1.9E-05	1.3E-05	1.3E-06	2.13E-05	1.76E-05	1.57E-05	1.07E-05	1.07E-06	
1.20E-04	3.2E-05	3.6E-05	2.6E-05	2.7E-05	1.1E-05	1.8E-06	2.8E-05	2.1E-05	2.0E-05	1.4E-05	1.4E-06	2.29E-05	1.80E-05	1.67E-05	1.14E-05	1.15E-06	
1.22E-04	3.3E-05	3.7E-05	2.6E-05	2.8E-05	1.1E-05	1.9E-06	2.9E-05	2.1E-05	2.1E-05	1.4E-05	1.4E-06	2.42E-05	1.81E-05	1.76E-05	1.21E-05	1.22E-06	
1.26E-04	3.3E-05	3.8E-05	2.6E-05	2.9E-05	1.1E-05	2.0E-06	3.0E-05	2.2E-05	2.2E-05	1.5E-05	1.5E-06	2.58E-05	1.88E-05	1.88E-05	1.29E-05	1.30E-06	
1.30E-04	3.4E-05	4.0E-05	2.7E-05	3.0E-05	1.2E-05	2.1E-06	3.2E-05	2.2E-05	2.3E-05	1.6E-05	1.6E-06	2.76E-05	1.95E-05	2.00E-05	1.38E-05	1.39E-06	
1.31E-04	3.4E-05	4.0E-05	2.7E-05	3.0E-05	1.2E-05	2.1E-06	3.4E-05	2.3E-05	2.4E-05	1.7E-05	1.7E-06	2.95E-05	2.04E-05	2.14E-05	1.48E-05	1.49E-06	
1.34E-04	3.4E-05	4.1E-05	2.7E-05	3.1E-05	1.2E-05	2.2E-06	3.5E-05	2.3E-05	2.4E-05	1.7E-05	1.7E-06	3.14E-05	2.13E-05	2.26E-05	1.57E-05	1.58E-06	
1.39E-04	3.5E-05	4.3E-05	2.8E-05	3.2E-05	1.3E-05	2.3E-06	3.6E-05	2.4E-05	2.5E-05	1.8E-05	1.8E-06	3.35E-05	2.24E-05	2.40E-05	1.68E-05	1.69E-06	
1.43E-04	3.6E-05	4.5E-05	2.9E-05	3.3E-05	1.3E-05	2.4E-06	3.7E-05	2.4E-05	2.6E-05	1.8E-05	1.8E-06	3.53E-05	2.32E-05	2.52E-05	1.76E-05	1.77E-06	
1.45E-04	3.7E-05	4.5E-05	2.9E-05	3.4E-05	1.4E-05	2.4E-06	3.7E-05	2.4E-05	2.6E-05	1.8E-05	1.8E-06	3.62E-05	2.36E-05	2.59E-05	1.81E-05	1.83E-06	
1.52E-04	3.8E-05	4.8E-05	3.0E-05	3.6E-05	1.4E-05	2.5E-06	3.8E-05	2.5E-05	2.7E-05	1.9E-05	1.9E-06	3.84E-05	2.48E-05	2.75E-05	1.92E-05	1.94E-06	
1.58E-04	3.9E-05	5.0E-05	3.1E-05	3.7E-05	1.5E-05	2.6E-06	4.0E-05	2.5E-05	2.8E-05	2.0E-05	2.0E-06	4.01E-05	2.57E-05	2.87E-05	2.01E-05	2.03E-06	
1.57E-04	3.9E-05	5.0E-05	3.1E-05	3.7E-05	1.5E-05	2.6E-06	3.9E-05	2.5E-05	2.7E-05	2.0E-05	1.9E-06	3.93E-05	2.50E-05	2.81E-05	1.96E-05	1.99E-06	

Ventura Ranch

Mitigated Chronic Risk Summary - Offsite Residential

Chronic Non Cancer Risk																	
Max Chronic	**Demo**	**Site Prep**	**Grading**	**BC**	**Paving**	**AC**	**Site Prep**	**Grading**	**BC**	**Paving**	**AC**	**Site Prep**	**Grading**	**BC**	**Paving**	**AC**	**Receptor**
1.50E-04	3.8E-05	4.7E-05	3.0E-05	3.5E-05	1.4E-05	2.5E-06	3.7E-05	2.4E-05	2.6E-05	1.9E-05	1.8E-06	3.59E-05	2.28E-05	2.56E-05	1.80E-05	1.81E-06	

Ventura Ranch

Mitigated Cancer Risk Summary - Onsite Residential

		Construction Cancer Risk																	
		Phase 1						Phase 2					Phase 3						
Receptor #	Total Per/Million	Demo	Site Prep	Grading	BC	Paving	AC	Site Prep	Grading	BC	Paving	AC	Site Prep	Grading	BC	Paving	AC	Receptor	Receptor #
	6.40	0.00	0.00	0.00	0.00	0.00	0.00	0.98	0.38	4.23	0.31	0.03	0.31	0.01	0.14	0.01	0.00	432	
361	0.853757	-	-	-	-	-	-	0.13072	0.05063	0.56486	0.04214	0.00397	0.03843	0.00182	0.0196	0.00144	0.00014		361
362	1.126128	-	-	-	-	-	-	0.17435	0.0675	0.75417	0.05621	0.0053	0.04304	0.00201	0.02178	0.00162	0.00015		362
363	1.534683	-	-	-	-	-	-	0.23852	0.09232	1.04213	0.0769	0.00732	0.04875	0.00226	0.02448	0.00183	0.00017		363
364	2.133814	-	-	-	-	-	-	0.33158	0.12832	1.46814	0.1069	0.01031	0.05586	0.00257	0.02783	0.0021	0.00019		364
365	0.846868	-	-	-	-	-	-	0.1298	0.05026	0.55895	0.04185	0.00393	0.03878	0.00186	0.01985	0.00146	0.00014		365
366	1.11831	-	-	-	-	-	-	0.17473	0.06764	0.74523	0.05633	0.00524	0.04333	0.00204	0.02199	0.00163	0.00015		366
367	1.542685	-	-	-	-	-	-	0.24368	0.09431	1.04097	0.07856	0.00731	0.04895	0.00228	0.02462	0.00184	0.00017		367
368	2.207082	-	-	-	-	-	-	0.34964	0.1353	1.51008	0.11272	0.01061	0.05595	0.00258	0.0279	0.0021	0.0002		368
369	3.218501	-	-	-	-	-	-	0.51031	0.19746	2.22817	0.16452	0.01565	0.06476	0.00297	0.03201	0.00243	0.00022		369
370	4.582191	-	-	-	-	-	-	0.70456	0.2726	3.2354	0.22714	0.02273	0.07595	0.00347	0.0372	0.00285	0.00026		370
371	0.842494	-	-	-	-	-	-	0.12796	0.04953	0.55694	0.04125	0.00391	0.0392	0.00191	0.02018	0.00147	0.00014		371
372	1.108632	-	-	-	-	-	-	0.17304	0.06697	0.73776	0.05579	0.00518	0.04372	0.00208	0.02228	0.00164	0.00016		372
373	1.539507	-	-	-	-	-	-	0.24512	0.09485	1.03479	0.07902	0.00727	0.04926	0.00231	0.02486	0.00185	0.00017		373
374	2.255166	-	-	-	-	-	-	0.36147	0.13986	1.53739	0.11653	0.0108	0.05614	0.0026	0.02806	0.00211	0.0002		374
375	3.425577	-	-	-	-	-	-	0.54404	0.21049	2.37645	0.17539	0.0167	0.0648	0.00298	0.03207	0.00243	0.00022		375
376	0.834402	-	-	-	-	-	-	0.1244	0.04814	0.55407	0.0401	0.00389	0.03962	0.00198	0.02056	0.00149	0.00014		376
377	1.089522	-	-	-	-	-	-	0.16797	0.065	0.72658	0.05415	0.0051	0.04414	0.00213	0.02264	0.00166	0.00016		377
378	1.51175	-	-	-	-	-	-	0.24051	0.09306	1.01431	0.07754	0.00713	0.04963	0.00234	0.02518	0.00186	0.00018		378
379	2.247661	-	-	-	-	-	-	0.36308	0.14048	1.52669	0.11705	0.01073	0.05638	0.00263	0.02831	0.00212	0.0002		379
380	3.542367	-	-	-	-	-	-	0.55935	0.21641	2.46609	0.18033	0.01733	0.06494	0.003	0.03225	0.00244	0.00023		380
381	0.817381	-	-	-	-	-	-	0.11923	0.04614	0.54498	0.03844	0.00383	0.04001	0.00209	0.02102	0.0015	0.00014		381
382	1.052957	-	-	-	-	-	-	0.15912	0.0616	0.70445	0.0513	0.00495	0.04448	0.00221	0.02303	0.00167	0.00016		382
383	1.444568	-	-	-	-	-	-	0.22846	0.08842	0.96735	0.07365	0.0068	0.04992	0.00239	0.02552	0.00188	0.00018		383
384	2.154164	-	-	-	-	-	-	0.3533	0.13672	1.4499	0.1139	0.01019	0.05658	0.00265	0.0286	0.00213	0.0002		384
385	3.474138	-	-	-	-	-	-	0.55286	0.21392	2.409	0.17824	0.01692	0.06502	0.00301	0.03249	0.00244	0.00023		385
386	0.784247	-	-	-	-	-	-	0.11248	0.04355	0.52234	0.03626	0.00367	0.04029	0.00233	0.02166	0.00151	0.00015		386
387	0.995059	-	-	-	-	-	-	0.14737	0.05704	0.66607	0.04751	0.00468	0.0447	0.00234	0.02351	0.00168	0.00016		387
388	1.336524	-	-	-	-	-	-	0.209	0.08088	0.89263	0.06738	0.00627	0.05002	0.00245	0.02585	0.00188	0.00018		388
389	1.966545	-	-	-	-	-	-	0.3294	0.12746	1.30385	0.1062	0.00916	0.0566	0.00268	0.02888	0.00213	0.0002		389
390	3.156653	-	-	-	-	-	-	0.51625	0.19974	2.15584	0.16643	0.01515	0.06486	0.00302	0.0327	0.00244	0.00023		390
391	0.726772	-	-	-	-	-	-	0.10374	0.04015	0.48074	0.03344	0.00338	0.04037	0.002	0.02129	0.00152	0.00015		391
392	0.91019	-	-	-	-	-	-	0.13353	0.05167	0.60533	0.04305	0.00425	0.04473	0.00225	0.02354	0.00168	0.00016		392
393	1.195634	-	-	-	-	-	-	0.18432	0.07132	0.79418	0.05942	0.00558	0.04996	0.00256	0.02623	0.00188	0.00018		393
394	1.700564	-	-	-	-	-	-	0.2864	0.11081	1.1127	0.09233	0.00782	0.05635	0.00272	0.02911	0.00212	0.0002		394
395	0.650574	-	-	-	-	-	-	0.09265	0.03587	0.42367	0.02987	0.00298	0.04024	0.0021	0.02154	0.00151	0.00015		395
396	0.799203	-	-	-	-	-	-	0.11709	0.04532	0.52272	0.03775	0.00367	0.04454	0.00239	0.02388	0.00167	0.00016		396
397	1.018114	-	-	-	-	-	-	0.15618	0.06054	0.66552	0.05035	0.00467	0.04961	0.00268	0.02651	0.00186	0.00018		397
398	1.370598	-	-	-	-	-	-	0.22503	0.08716	0.88953	0.07255	0.00625	0.05578	0.00277	0.02924	0.0021	0.0002		398
399	0.563866	-	-	-	-	-	-	0.07958	0.03088	0.35992	0.02566	0.00253	0.03986	0.00217	0.02163	0.0015	0.00015		399

Ventura Ranch

Mitigated Cancer Risk Summary - Onsite Residential

		Construction Cancer Risk																	
		Phase 1						Phase 2					Phase 3						
Receptor #	Total Per/Million	Demo	Site Prep	Grading	BC	Paving	AC	Site Prep	Grading	BC	Paving	AC	Site Prep	Grading	BC	Paving	AC	Receptor	Receptor #
400	0.675789	-	-	-	-	-	-	0.09785	0.03794	0.43253	0.03154	0.00304	0.04407	0.00268	0.02432	0.00166	0.00016		400
401	0.827239	-	-	-	-	-	-	0.12469	0.04837	0.53018	0.0402	0.00372	0.04899	0.00266	0.02641	0.00184	0.00018		401
402	1.049661	-	-	-	-	-	-	0.16702	0.06473	0.67027	0.05384	0.00471	0.05491	0.00277	0.02914	0.00206	0.0002		402
403	1.385178	-	-	-	-	-	-	0.22931	0.08881	0.88661	0.07393	0.00623	0.06215	0.00301	0.03257	0.00233	0.00023		403
404	0.481344	-	-	-	-	-	-	0.06672	0.0259	0.30023	0.02151	0.00211	0.03924	0.00231	0.02171	0.00147	0.00015		404
405	0.561725	-	-	-	-	-	-	0.07949	0.03083	0.35176	0.02563	0.00247	0.04334	0.00253	0.0239	0.00163	0.00016		405
406	0.665214	-	-	-	-	-	-	0.09681	0.0375	0.41805	0.03121	0.00294	0.04809	0.00257	0.02606	0.00181	0.00018		406
407	0.809433	-	-	-	-	-	-	0.12245	0.04741	0.50906	0.03948	0.00358	0.05376	0.00272	0.02877	0.00202	0.0002		407
408	1.032793	-	-	-	-	-	-	0.16632	0.06447	0.64567	0.05362	0.00453	0.06062	0.00296	0.0321	0.00228	0.00022		408
409	1.425463	-	-	-	-	-	-	0.25345	0.09816	0.87446	0.08171	0.00614	0.06916	0.00329	0.03624	0.0026	0.00025		409
410	2.066336	-	-	-	-	-	-	0.38184	0.14782	1.27604	0.1231	0.00896	0.08007	0.00374	0.04146	0.00301	0.00029		410
411	2.991073	-	-	-	-	-	-	0.52884	0.20468	1.9226	0.17049	0.01351	0.09448	0.00436	0.04822	0.00355	0.00034		411
412	0.469095	-	-	-	-	-	-	0.06474	0.02509	0.28657	0.02087	0.00201	0.04229	0.00242	0.02336	0.00159	0.00016		412
413	0.543798	-	-	-	-	-	-	0.0767	0.02971	0.33356	0.02473	0.00234	0.04685	0.00248	0.0255	0.00176	0.00017		413
414	0.645537	-	-	-	-	-	-	0.09383	0.03634	0.39714	0.03025	0.00279	0.05224	0.00264	0.02814	0.00196	0.00019		414
415	0.794843	-	-	-	-	-	-	0.12081	0.04685	0.48941	0.03895	0.00344	0.05874	0.00287	0.03136	0.00221	0.00022		415
416	1.026677	-	-	-	-	-	-	0.16503	0.06395	0.63204	0.0532	0.00444	0.06676	0.00318	0.03532	0.00251	0.00025		416
417	1.382814	-	-	-	-	-	-	0.2319	0.08981	0.85642	0.07476	0.00602	0.07689	0.00361	0.04024	0.00289	0.00028		417
418	1.902171	-	-	-	-	-	-	0.32236	0.1248	1.1981	0.10393	0.00842	0.09014	0.00418	0.04654	0.00339	0.00033		418
419	2.620716	-	-	-	-	-	-	0.43917	0.16995	1.68567	0.14158	0.01184	0.10822	0.00497	0.05486	0.00407	0.00038		419
420	3.574735	-	-	-	-	-	-	0.58594	0.22673	2.34479	0.1889	0.01647	0.13399	0.00612	0.0663	0.00503	0.00046		420
421	0.394214	-	-	-	-	-	-	0.05312	0.02059	0.23446	0.01712	0.00165	0.04075	0.0023	0.02254	0.00153	0.00015		421
422	0.453738	-	-	-	-	-	-	0.06233	0.02417	0.27108	0.02009	0.0019	0.04523	0.00238	0.0247	0.0017	0.00017		422
423	0.530228	-	-	-	-	-	-	0.07462	0.02892	0.3182	0.02406	0.00224	0.05034	0.00253	0.02724	0.00189	0.00019		423
424	0.637014	-	-	-	-	-	-	0.09254	0.03585	0.38421	0.02983	0.0027	0.05648	0.00276	0.03032	0.00212	0.00021		424
425	0.791061	-	-	-	-	-	-	0.11916	0.04615	0.4802	0.03841	0.00337	0.06398	0.00306	0.03409	0.0024	0.00024		425
426	1.013757	-	-	-	-	-	-	0.15766	0.06119	0.62115	0.05083	0.00436	0.07336	0.00345	0.03872	0.00276	0.00027		426
427	1.331761	-	-	-	-	-	-	0.21155	0.08201	0.82658	0.0682	0.00581	0.08552	0.00397	0.04459	0.00321	0.00031		427
428	1.780518	-	-	-	-	-	-	0.2852	0.11036	1.12202	0.09195	0.00788	0.10198	0.0047	0.05224	0.00383	0.00037		428
429	2.420043	-	-	-	-	-	-	0.38739	0.14989	1.54803	0.12489	0.01088	0.12543	0.00574	0.06264	0.00471	0.00044		429
430	3.36042	-	-	-	-	-	-	0.53643	0.20755	2.17569	0.17294	0.01529	0.16095	0.00733	0.07766	0.00605	0.00054		430
431	4.739257	-	-	-	-	-	-	0.75205	0.29096	3.09543	0.24245	0.02175	0.21733	0.00986	0.10056	0.00816	0.00071		431
432	6.404324	-	-	-	-	-	-	0.97692	0.37817	4.23062	0.31495	0.02972	0.31011	0.01403	0.1372	0.01165	0.00096		432
433	0.385631	-	-	-	-	-	-	0.05171	0.02019	0.22456	0.01667	0.00158	0.04322	0.00226	0.02365	0.00162	0.00016		433
434	0.445722	-	-	-	-	-	-	0.06103	0.02364	0.26102	0.01968	0.00183	0.04804	0.00241	0.02608	0.0018	0.00018		434
435	0.526866	-	-	-	-	-	-	0.07388	0.02861	0.31074	0.02382	0.00218	0.05379	0.00263	0.02899	0.00202	0.0002		435
436	0.638279	-	-	-	-	-	-	0.09187	0.03557	0.37983	0.02962	0.00267	0.06077	0.00291	0.03253	0.00228	0.00023		436
437	0.792405	-	-	-	-	-	-	0.11692	0.04525	0.47674	0.03769	0.00335	0.06944	0.00327	0.03687	0.00261	0.00026		437
438	1.007892	-	-	-	-	-	-	0.15191	0.05879	0.61395	0.04898	0.00431	0.08056	0.00375	0.04232	0.00303	0.0003		438
439	1.316525	-	-	-	-	-	-	0.20179	0.07835	0.81248	0.06506	0.00571	0.09546	0.00441	0.04935	0.00359	0.00035		439

Ventura Ranch

Mitigated Cancer Risk Summary - Onsite Residential

		Construction Cancer Risk																	
		Phase 1						Phase 2					**Phase 3**						
Receptor #	Total Per/Million	Demo	Site Prep	Grading	BC	Paving	AC	Site Prep	Grading	BC	Paving	AC	Site Prep	Grading	BC	Paving	AC	Receptor	Receptor #
440	1.778056	-	-	-	-	-	-	0.27639	0.10715	1.11213	0.08911	0.00781	0.11653	0.00534	0.0588	0.00438	0.00041		440
441	2.519609	-	-	-	-	-	-	0.3954	0.153	1.59868	0.12747	0.01123	0.14868	0.00678	0.07228	0.00559	0.00051		441
442	3.724809	-	-	-	-	-	-	0.58099	0.2248	2.40311	0.18731	0.01688	0.20135	0.00914	0.09301	0.00756	0.00065		442
443	0.331484	-	-	-	-	-	-	0.04359	0.01689	0.18854	0.01405	0.00132	0.04087	0.00213	0.02239	0.00154	0.00015		443
444	0.3809	-	-	-	-	-	-	0.05094	0.01973	0.21809	0.01642	0.00153	0.04536	0.00228	0.02467	0.0017	0.00017		444
445	0.445293	-	-	-	-	-	-	0.0607	0.02351	0.25708	0.01957	0.00181	0.05068	0.00248	0.02738	0.0019	0.00019		445
446	0.531799	-	-	-	-	-	-	0.07386	0.02892	0.31017	0.02381	0.00218	0.05711	0.00274	0.03065	0.00215	0.00021		446
447	0.647091	-	-	-	-	-	-	0.09176	0.03575	0.38183	0.02958	0.00268	0.06507	0.00307	0.03466	0.00244	0.00024		447
448	0.804869	-	-	-	-	-	-	0.11649	0.0451	0.48086	0.03756	0.00338	0.0752	0.00351	0.03967	0.00283	0.00028		448
449	1.038766	-	-	-	-	-	-	0.15241	0.06205	0.62832	0.04914	0.00438	0.08861	0.0041	0.04612	0.00333	0.00032		449
450	1.385475	-	-	-	-	-	-	0.2095	0.08331	0.84788	0.06754	0.00593	0.1073	0.00493	0.05467	0.00403	0.00038		450
451	2.002256	-	-	-	-	-	-	0.31054	0.12374	1.24512	0.10012	0.00871	0.13558	0.00619	0.06669	0.00509	0.00047		451
452	3.110842	-	-	-	-	-	-	0.47738	0.1869	1.99534	0.1539	0.01399	0.18265	0.0083	0.08493	0.00686	0.0006		452
453	0.296564	-	-	-	-	-	-	0.03684	0.0184	0.16592	0.01188	0.00112	0.03801	0.00198	0.02085	0.00143	0.00014		453
454	0.333533	-	-	-	-	-	-	0.04279	0.01913	0.18758	0.01379	0.00129	0.04215	0.00212	0.02295	0.00158	0.00016		454
455	0.384554	-	-	-	-	-	-	0.05059	0.02137	0.21799	0.01631	0.00151	0.04708	0.0023	0.02546	0.00177	0.00018		455
456	0.451777	-	-	-	-	-	-	0.06077	0.02483	0.25864	0.01959	0.0018	0.05296	0.00254	0.02845	0.00199	0.0002		456
457	0.541166	-	-	-	-	-	-	0.07432	0.02974	0.31339	0.02396	0.00219	0.06016	0.00285	0.03208	0.00226	0.00022		457
458	0.662796	-	-	-	-	-	-	0.09287	0.0367	0.38858	0.02994	0.00272	0.06929	0.00324	0.03661	0.0026	0.00026		458
459	0.840394	-	-	-	-	-	-	0.11965	0.04901	0.4989	0.03857	0.00347	0.08127	0.00376	0.0424	0.00305	0.0003		459
460	1.102822	-	-	-	-	-	-	0.16271	0.0649	0.66187	0.05246	0.00463	0.0977	0.00449	0.05004	0.00367	0.00035		460
461	1.577841	-	-	-	-	-	-	0.24465	0.09613	0.95832	0.07887	0.00672	0.12196	0.00558	0.06062	0.00458	0.00042		461
462	2.503003	-	-	-	-	-	-	0.386	0.15048	1.57861	0.12444	0.01108	0.16206	0.00737	0.07633	0.00609	0.00054		462
463	0.546332	-	-	-	-	-	-	0.07486	0.02986	0.31389	0.02413	0.00219	0.06274	0.00294	0.03313	0.00236	0.00023		463
464	0.676336	-	-	-	-	-	-	0.09498	0.03746	0.39276	0.03062	0.00275	0.07319	0.0034	0.03816	0.00275	0.00027		464
465	0.870351	-	-	-	-	-	-	0.12629	0.04943	0.51069	0.04071	0.00358	0.08732	0.00402	0.04472	0.00328	0.00031		465
466	1.198612	-	-	-	-	-	-	0.18235	0.07101	0.71061	0.05879	0.00499	0.10778	0.00494	0.05372	0.00405	0.00038		466
467	1.714739	-	-	-	-	-	-	0.26649	0.10349	1.03211	0.08591	0.00725	0.14049	0.0064	0.06686	0.00528	0.00047		467
468	0.000886	-	-	-	-	-	-	0	0.00033	0.00055	0	0	0	0	0	0	0		468
469	0.005364	-	-	-	-	-	-	0	0.00202	0.00335	0	0	0	0	0	0	0		469
470	0.004158	-	-	-	-	-	-	0	0.00156	0.0026	0	0	0	0	0	0	0		470
471	0.003287	-	-	-	-	-	-	0	0.00123	0.00205	0	0	0	0	0	0	0		471
472	0.002565	-	-	-	-	-	-	0	0.00096	0.0016	0	0	0	0	0	0	0		472
473	0.002098	-	-	-	-	-	-	0	0.00079	0.00131	0	0	0	0	0	0	0		473
474	0.00175	-	-	-	-	-	-	0	0.00066	0.00109	0	0	0	0	0	0	0		474
475	0.001439	-	-	-	-	-	-	0	0.00054	0.0009	0	0	0	0	0	0	0		475
476	0.001202	-	-	-	-	-	-	0	0.00045	0.00075	0	0	0	0	0	0	0		476
477	0.001018	-	-	-	-	-	-	0	0.00038	0.00064	0	0	0	0	0	0	0		477
478	0.000866	-	-	-	-	-	-	0	0.00033	0.00054	0	0	0	0	0	0	0		478
479	0.000739	-	-	-	-	-	-	0	0.00028	0.00046	0	0	0	0	0	0	0		479

Ventura Ranch

Mitigated Cancer Risk Summary - Onsite Residential

		Construction Cancer Risk																
		Phase 1						Phase 2					**Phase 3**					
Receptor #	Total Per/Million	Demo	Site Prep	Grading	BC	Paving	AC	Site Prep	Grading	BC	Paving	AC	Site Prep	Grading	BC	Paving	AC	Receptor	Receptor #
480	0.000634	-	-	-	-	-	-	0	0.00024	0.0004	0	0	0	0	0	0	0		480
481	0.000552	-	-	-	-	-	-	0	0.00021	0.00034	0	0	0	0	0	0	0		481
482	0.000479	-	-	-	-	-	-	0	0.00018	0.0003	0	0	0	0	0	0	0		482
483	0.004246	-	-	-	-	-	-	0	0.0016	0.00265	0	0	0	0	0	0	0		483
484	0.003433	-	-	-	-	-	-	0	0.00129	0.00214	0	0	0	0	0	0	0		484
485	0.002793	-	-	-	-	-	-	0	0.00105	0.00174	0	0	0	0	0	0	0		485
486	0.002185	-	-	-	-	-	-	0	0.00082	0.00136	0	0	0	0	0	0	0		486
487	0.001856	-	-	-	-	-	-	0	0.0007	0.00116	0	0	0	0	0	0	0		487
488	0.001584	-	-	-	-	-	-	0	0.0006	0.00099	0	0	0	0	0	0	0		488
489	0.001277	-	-	-	-	-	-	0	0.00048	0.0008	0	0	0	0	0	0	0		489
490	0.001098	-	-	-	-	-	-	0	0.00041	0.00069	0	0	0	0	0	0	0		490
491	0.000963	-	-	-	-	-	-	0	0.00036	0.0006	0	0	0	0	0	0	0		491
492	0.00083	-	-	-	-	-	-	0	0.00031	0.00052	0	0	0	0	0	0	0		492
493	0.000723	-	-	-	-	-	-	0	0.00027	0.00045	0	0	0	0	0	0	0		493
494	0.000639	-	-	-	-	-	-	0	0.00024	0.0004	0	0	0	0	0	0	0		494
495	0.00056	-	-	-	-	-	-	0	0.00021	0.00035	0	0	0	0	0	0	0		495
496	0.000491	-	-	-	-	-	-	0	0.00018	0.00031	0	0	0	0	0	0	0		496
497	0.000433	-	-	-	-	-	-	0	0.00016	0.00027	0	0	0	0	0	0	0		497
498	0.000378	-	-	-	-	-	-	0	0.00014	0.00024	0	0	0	0	0	0	0		498
499	0.003482	-	-	-	-	-	-	0	0.00131	0.00217	0	0	0	0	0	0	0		499
500	0.002912	-	-	-	-	-	-	0	0.00109	0.00182	0	0	0	0	0	0	0		500
501	0.002415	-	-	-	-	-	-	0	0.00091	0.00151	0	0	0	0	0	0	0		501
502	0.001904	-	-	-	-	-	-	0	0.00072	0.00119	0	0	0	0	0	0	0		502
503	0.001663	-	-	-	-	-	-	0	0.00062	0.00104	0	0	0	0	0	0	0		503
504	0.00143	-	-	-	-	-	-	0	0.00054	0.00089	0	0	0	0	0	0	0		504
505	0.001162	-	-	-	-	-	-	0	0.00044	0.00073	0	0	0	0	0	0	0		505
506	0.00102	-	-	-	-	-	-	0	0.00038	0.00064	0	0	0	0	0	0	0		506
507	0.000903	-	-	-	-	-	-	0	0.00034	0.00056	0	0	0	0	0	0	0		507
508	0.000774	-	-	-	-	-	-	0	0.00029	0.00048	0	0	0	0	0	0	0		508
509	0.000684	-	-	-	-	-	-	0	0.00026	0.00043	0	0	0	0	0	0	0		509
510	0.000618	-	-	-	-	-	-	0	0.00023	0.00039	0	0	0	0	0	0	0		510
511	0.000544	-	-	-	-	-	-	0	0.0002	0.00034	0	0	0	0	0	0	0		511
512	0.000479	-	-	-	-	-	-	0	0.00018	0.0003	0	0	0	0	0	0	0		512
513	0.000435	-	-	-	-	-	-	0	0.00016	0.00027	0	0	0	0	0	0	0		513
514	0.000385	-	-	-	-	-	-	0	0.00014	0.00024	0	0	0	0	0	0	0		514
515	0.002959	-	-	-	-	-	-	0	0.00111	0.00185	0	0	0	0	0	0	0		515
516	0.002525	-	-	-	-	-	-	0	0.00095	0.00158	0	0	0	0	0	0	0		516
517	0.002119	-	-	-	-	-	-	0	0.0008	0.00132	0	0	0	0	0	0	0		517
518	0.001685	-	-	-	-	-	-	0	0.00063	0.00105	0	0	0	0	0	0	0		518
519	0.001494	-	-	-	-	-	-	0	0.00056	0.00093	0	0	0	0	0	0	0		519

Ventura Ranch

Mitigated Cancer Risk Summary - Onsite Residential

		Construction Cancer Risk																
		Phase 1						Phase 2				Phase 3						
Receptor #	Total Per/Million	Demo	Site Prep	Grading	BC	Paving	AC	Site Prep	Grading	BC	Paving	AC	Site Prep	Grading	BC	Paving	AC	Receptor	Receptor #
520	0.001298	-	-	-	-	-	-	0	0.00049	0.00081	0	0	0	0	0	0	0		520
521	0.001066	-	-	-	-	-	-	0	0.0004	0.00067	0	0	0	0	0	0	0		521
522	0.000945	-	-	-	-	-	-	0	0.00036	0.00059	0	0	0	0	0	0	0		522
523	0.000845	-	-	-	-	-	-	0	0.00032	0.00053	0	0	0	0	0	0	0		523
524	0.000731	-	-	-	-	-	-	0	0.00027	0.00046	0	0	0	0	0	0	0		524
525	0.00065	-	-	-	-	-	-	0	0.00024	0.00041	0	0	0	0	0	0	0		525
526	0.000592	-	-	-	-	-	-	0	0.00022	0.00037	0	0	0	0	0	0	0		526
527	0.000525	-	-	-	-	-	-	0	0.0002	0.00033	0	0	0	0	0	0	0		527
528	0.000461	-	-	-	-	-	-	0	0.00017	0.00029	0	0	0	0	0	0	0		528
529	0.000423	-	-	-	-	-	-	0	0.00016	0.00026	0	0	0	0	0	0	0		529
530	0.000378	-	-	-	-	-	-	0	0.00014	0.00024	0	0	0	0	0	0	0		530
531	0.002577	-	-	-	-	-	-	0	0.00097	0.00161	0	0	0	0	0	0	0		531
532	0.002232	-	-	-	-	-	-	0	0.00084	0.00139	0	0	0	0	0	0	0		532
533	0.001886	-	-	-	-	-	-	0	0.00071	0.00118	0	0	0	0	0	0	0		533
534	0.00151	-	-	-	-	-	-	0	0.00057	0.00094	0	0	0	0	0	0	0		534
535	0.001345	-	-	-	-	-	-	0	0.00051	0.00084	0	0	0	0	0	0	0		535
536	0.001182	-	-	-	-	-	-	0	0.00044	0.00074	0	0	0	0	0	0	0		536
537	0.000982	-	-	-	-	-	-	0	0.00037	0.00061	0	0	0	0	0	0	0		537
538	0.000874	-	-	-	-	-	-	0	0.00033	0.00055	0	0	0	0	0	0	0		538
539	0.000787	-	-	-	-	-	-	0	0.0003	0.00049	0	0	0	0	0	0	0		539
540	0.000685	-	-	-	-	-	-	0	0.00026	0.00043	0	0	0	0	0	0	0		540
541	0.000611	-	-	-	-	-	-	0	0.00023	0.00038	0	0	0	0	0	0	0		541
542	0.000561	-	-	-	-	-	-	0	0.00021	0.00035	0	0	0	0	0	0	0		542
543	0.000501	-	-	-	-	-	-	0	0.00019	0.00031	0	0	0	0	0	0	0		543
544	0.00044	-	-	-	-	-	-	0	0.00017	0.00027	0	0	0	0	0	0	0		544
545	0.000407	-	-	-	-	-	-	0	0.00015	0.00025	0	0	0	0	0	0	0		545
546	0.000367	-	-	-	-	-	-	0	0.00014	0.00023	0	0	0	0	0	0	0		546
547	0.0023	-	-	-	-	-	-	0	0.00086	0.00144	0	0	0	0	0	0	0		547
548	0.002002	-	-	-	-	-	-	0	0.00075	0.00125	0	0	0	0	0	0	0		548
549	0.001698	-	-	-	-	-	-	0	0.00064	0.00106	0	0	0	0	0	0	0		549
550	0.001362	-	-	-	-	-	-	0	0.00051	0.00085	0	0	0	0	0	0	0		550
551	0.001219	-	-	-	-	-	-	0	0.00046	0.00076	0	0	0	0	0	0	0		551
552	0.001081	-	-	-	-	-	-	0	0.00041	0.00067	0	0	0	0	0	0	0		552
553	0.000901	-	-	-	-	-	-	0	0.00034	0.00056	0	0	0	0	0	0	0		553
554	0.000806	-	-	-	-	-	-	0	0.0003	0.0005	0	0	0	0	0	0	0		554
555	0.000732	-	-	-	-	-	-	0	0.00028	0.00046	0	0	0	0	0	0	0		555
556	0.000642	-	-	-	-	-	-	0	0.00024	0.0004	0	0	0	0	0	0	0		556
557	0.000575	-	-	-	-	-	-	0	0.00022	0.00036	0	0	0	0	0	0	0		557
558	0.000531	-	-	-	-	-	-	0	0.0002	0.00033	0	0	0	0	0	0	0		558
559	0.000477	-	-	-	-	-	-	0	0.00018	0.0003	0	0	0	0	0	0	0		559

Ventura Ranch

Mitigated Cancer Risk Summary - Onsite Residential

		Construction Cancer Risk																
		Phase 1						Phase 2					**Phase 3**					
Receptor #	Total Per/Million	Demo	Site Prep	Grading	BC	Paving	AC	Site Prep	Grading	BC	Paving	AC	Site Prep	Grading	BC	Paving	AC	Receptor	Receptor #
560	0.000417	-	-	-	-	-	-	0	0.00016	0.00026	0	0	0	0	0	0	0		560

Ventura Ranch

Mitigated Chronic Risk Summary - Onsite Residential

							Chronic Non Cancer Risk										
							Phase 1					Phase 2					**Phase 3**
Max Chronic	**Demo**	**Site Prep**	**Grading**	**BC**	**Paving**	**AC**	**Site Prep**	**Grading**	**BC**	**Paving**	**AC**	**Site Prep**	**Grading**	**BC**	**Paving**	**AC**	**Receptor**
0.0211	**0.00**	**0.00**	**0.00**	**0.00**	**0.00**	**0.00**	**0.01**	**0.01**	**0.01**	**0.00**	**0.00**	**0.00**	**0.00**	**0.00**	**0.00**	**0.00**	**432**
2.82E-03	-	-	-	-	-	-	1.2E-03	7.5E-04	8.2E-04	6.2E-04	5.9E-05	2.46E-04	1.49E-04	1.64E-04	1.23E-04	1.17E-05	
3.76E-03	-	-	-	-	-	-	1.7E-03	1.0E-03	1.1E-03	8.3E-04	7.8E-05	2.76E-04	1.66E-04	1.83E-04	1.38E-04	1.30E-05	
5.16E-03	-	-	-	-	-	-	2.3E-03	1.4E-03	1.5E-03	1.1E-03	1.1E-04	3.12E-04	1.88E-04	2.05E-04	1.56E-04	1.46E-05	
7.21E-03	-	-	-	-	-	-	3.2E-03	1.9E-03	2.1E-03	1.6E-03	1.5E-04	3.58E-04	2.16E-04	2.34E-04	1.79E-04	1.66E-05	
2.80E-03	-	-	-	-	-	-	1.2E-03	7.4E-04	8.1E-04	6.2E-04	5.8E-05	2.49E-04	1.50E-04	1.67E-04	1.24E-04	1.18E-05	
3.76E-03	-	-	-	-	-	-	1.7E-03	1.0E-03	1.1E-03	8.3E-04	7.8E-05	2.78E-04	1.67E-04	1.84E-04	1.39E-04	1.31E-05	
5.24E-03	-	-	-	-	-	-	2.3E-03	1.4E-03	1.5E-03	1.2E-03	1.1E-04	3.14E-04	1.89E-04	2.07E-04	1.57E-04	1.47E-05	
7.54E-03	-	-	-	-	-	-	3.3E-03	2.0E-03	2.2E-03	1.7E-03	1.6E-04	3.59E-04	2.16E-04	2.34E-04	1.79E-04	1.67E-05	
1.10E-02	-	-	-	-	-	-	4.9E-03	2.9E-03	3.2E-03	2.4E-03	2.3E-04	4.15E-04	2.50E-04	2.69E-04	2.08E-04	1.91E-05	
1.55E-02	-	-	-	-	-	-	6.7E-03	4.0E-03	4.7E-03	3.4E-03	3.4E-04	4.87E-04	2.93E-04	3.12E-04	2.43E-04	2.23E-05	
2.77E-03	-	-	-	-	-	-	1.2E-03	7.3E-04	8.1E-04	6.1E-04	5.8E-05	2.51E-04	1.51E-04	1.69E-04	1.26E-04	1.20E-05	
3.72E-03	-	-	-	-	-	-	1.7E-03	9.9E-04	1.1E-03	8.3E-04	7.7E-05	2.80E-04	1.69E-04	1.87E-04	1.40E-04	1.32E-05	
5.25E-03	-	-	-	-	-	-	2.3E-03	1.4E-03	1.5E-03	1.2E-03	1.1E-04	3.16E-04	1.90E-04	2.09E-04	1.58E-04	1.48E-05	
7.77E-03	-	-	-	-	-	-	3.5E-03	2.1E-03	2.2E-03	1.7E-03	1.6E-04	3.60E-04	2.16E-04	2.35E-04	1.80E-04	1.67E-05	
1.18E-02	-	-	-	-	-	-	5.2E-03	3.1E-03	3.5E-03	2.6E-03	2.5E-04	4.15E-04	2.49E-04	2.69E-04	2.08E-04	1.92E-05	
2.71E-03	-	-	-	-	-	-	1.2E-03	7.1E-04	8.1E-04	5.9E-04	5.8E-05	2.54E-04	1.53E-04	1.73E-04	1.27E-04	1.21E-05	
3.63E-03	-	-	-	-	-	-	1.6E-03	9.6E-04	1.1E-03	8.0E-04	7.6E-05	2.83E-04	1.70E-04	1.90E-04	1.41E-04	1.34E-05	
5.15E-03	-	-	-	-	-	-	2.3E-03	1.4E-03	1.5E-03	1.1E-03	1.1E-04	3.18E-04	1.91E-04	2.11E-04	1.59E-04	1.50E-05	
7.77E-03	-	-	-	-	-	-	3.5E-03	2.1E-03	2.2E-03	1.7E-03	1.6E-04	3.61E-04	2.17E-04	2.38E-04	1.81E-04	1.69E-05	
1.21E-02	-	-	-	-	-	-	5.3E-03	3.2E-03	3.6E-03	2.7E-03	2.6E-04	4.16E-04	2.50E-04	2.71E-04	2.08E-04	1.93E-05	
2.62E-03	-	-	-	-	-	-	1.1E-03	6.8E-04	7.9E-04	5.7E-04	5.7E-05	2.56E-04	1.54E-04	1.76E-04	1.28E-04	1.23E-05	
3.46E-03	-	-	-	-	-	-	1.5E-03	9.1E-04	1.0E-03	7.6E-04	7.3E-05	2.85E-04	1.72E-04	1.93E-04	1.43E-04	1.36E-05	
4.90E-03	-	-	-	-	-	-	2.2E-03	1.3E-03	1.4E-03	1.1E-03	1.0E-04	3.20E-04	1.93E-04	2.14E-04	1.60E-04	1.52E-05	
7.51E-03	-	-	-	-	-	-	3.4E-03	2.0E-03	2.1E-03	1.7E-03	1.5E-04	3.63E-04	2.18E-04	2.40E-04	1.81E-04	1.70E-05	
1.20E-02	-	-	-	-	-	-	5.3E-03	3.2E-03	3.5E-03	2.6E-03	2.5E-04	4.17E-04	2.51E-04	2.73E-04	2.08E-04	1.94E-05	
2.48E-03	-	-	-	-	-	-	1.1E-03	6.5E-04	7.6E-04	5.4E-04	5.4E-05	2.58E-04	1.55E-04	1.82E-04	1.29E-04	1.25E-05	
3.22E-03	-	-	-	-	-	-	1.4E-03	8.5E-04	9.7E-04	7.0E-04	6.9E-05	2.86E-04	1.72E-04	1.97E-04	1.43E-04	1.38E-05	
4.50E-03	-	-	-	-	-	-	2.0E-03	1.2E-03	1.3E-03	1.0E-03	9.3E-05	3.21E-04	1.93E-04	2.17E-04	1.60E-04	1.53E-05	
6.93E-03	-	-	-	-	-	-	3.1E-03	1.9E-03	1.9E-03	1.6E-03	1.4E-04	3.63E-04	2.18E-04	2.42E-04	1.81E-04	1.72E-05	
1.10E-02	-	-	-	-	-	-	4.9E-03	3.0E-03	3.1E-03	2.5E-03	2.2E-04	4.16E-04	2.50E-04	2.74E-04	2.08E-04	1.95E-05	
2.29E-03	-	-	-	-	-	-	9.9E-04	5.9E-04	7.0E-04	5.0E-04	5.0E-05	2.59E-04	1.56E-04	1.79E-04	1.29E-04	1.26E-05	
2.92E-03	-	-	-	-	-	-	1.3E-03	7.7E-04	8.8E-04	6.4E-04	6.3E-05	2.87E-04	1.72E-04	1.98E-04	1.43E-04	1.39E-05	
3.97E-03	-	-	-	-	-	-	1.8E-03	1.1E-03	1.2E-03	8.8E-04	8.3E-05	3.20E-04	1.92E-04	2.20E-04	1.60E-04	1.54E-05	
6.00E-03	-	-	-	-	-	-	2.7E-03	1.6E-03	1.6E-03	1.4E-03	1.2E-04	3.61E-04	2.17E-04	2.44E-04	1.81E-04	1.73E-05	
2.03E-03	-	-	-	-	-	-	8.9E-04	5.3E-04	6.2E-04	4.4E-04	4.4E-05	2.58E-04	1.55E-04	1.81E-04	1.29E-04	1.26E-05	
2.55E-03	-	-	-	-	-	-	1.1E-03	6.7E-04	7.6E-04	5.6E-04	5.4E-05	2.85E-04	1.72E-04	2.00E-04	1.43E-04	1.39E-05	
3.36E-03	-	-	-	-	-	-	1.5E-03	9.0E-04	9.7E-04	7.5E-04	6.9E-05	3.18E-04	1.93E-04	2.22E-04	1.59E-04	1.54E-05	
4.74E-03	-	-	-	-	-	-	2.1E-03	1.3E-03	1.3E-03	1.1E-03	9.3E-05	3.58E-04	2.16E-04	2.45E-04	1.79E-04	1.73E-05	
1.74E-03	-	-	-	-	-	-	7.6E-04	4.6E-04	5.2E-04	3.8E-04	3.7E-05	2.55E-04	1.55E-04	1.82E-04	1.28E-04	1.26E-05	

Ventura Ranch

Mitigated Chronic Risk Summary - Onsite Residential

Max Chronic	Demo	Site Prep	Grading	BC	Paving	AC	Site Prep	Grading	BC	Paving	AC	Site Prep	Grading	BC	Paving	AC	Receptor
2.13E-03	-	-	-	-	-	-	9.3E-04	5.6E-04	6.3E-04	4.7E-04	4.5E-05	2.82E-04	1.71E-04	2.04E-04	1.41E-04	1.39E-05	
2.68E-03	-	-	-	-	-	-	1.2E-03	7.2E-04	7.7E-04	6.0E-04	5.5E-05	3.14E-04	1.90E-04	2.22E-04	1.57E-04	1.54E-05	
3.53E-03	-	-	-	-	-	-	1.6E-03	9.6E-04	9.8E-04	8.0E-04	7.0E-05	3.52E-04	2.13E-04	2.44E-04	1.76E-04	1.72E-05	
4.80E-03	-	-	-	-	-	-	2.2E-03	1.3E-03	1.3E-03	1.1E-03	9.2E-05	3.98E-04	2.40E-04	2.73E-04	1.99E-04	1.93E-05	
1.46E-03	-	-	-	-	-	-	6.4E-04	3.8E-04	4.4E-04	3.2E-04	3.1E-05	2.52E-04	1.52E-04	1.82E-04	1.26E-04	1.25E-05	
1.73E-03	-	-	-	-	-	-	7.6E-04	4.6E-04	5.1E-04	3.8E-04	3.7E-05	2.78E-04	1.68E-04	2.01E-04	1.39E-04	1.37E-05	
2.09E-03	-	-	-	-	-	-	9.2E-04	5.6E-04	6.1E-04	4.6E-04	4.4E-05	3.08E-04	1.86E-04	2.19E-04	1.54E-04	1.52E-05	
2.61E-03	-	-	-	-	-	-	1.2E-03	7.0E-04	7.4E-04	5.8E-04	5.3E-05	3.45E-04	2.07E-04	2.41E-04	1.72E-04	1.69E-05	
3.48E-03	-	-	-	-	-	-	1.6E-03	9.6E-04	9.4E-04	7.9E-04	6.7E-05	3.89E-04	2.35E-04	2.69E-04	1.94E-04	1.90E-05	
5.15E-03	-	-	-	-	-	-	2.4E-03	1.5E-03	1.3E-03	1.2E-03	9.1E-05	4.43E-04	2.68E-04	3.04E-04	2.22E-04	2.16E-05	
7.70E-03	-	-	-	-	-	-	3.6E-03	2.2E-03	1.9E-03	1.8E-03	1.3E-04	5.13E-04	3.09E-04	3.48E-04	2.57E-04	2.47E-05	
1.09E-02	-	-	-	-	-	-	5.1E-03	3.0E-03	2.8E-03	2.5E-03	2.0E-04	6.06E-04	3.65E-04	4.05E-04	3.03E-04	2.88E-05	
1.41E-03	-	-	-	-	-	-	6.2E-04	3.7E-04	4.2E-04	3.1E-04	3.0E-05	2.71E-04	1.63E-04	1.96E-04	1.36E-04	1.35E-05	
1.66E-03	-	-	-	-	-	-	7.3E-04	4.4E-04	4.9E-04	3.7E-04	3.5E-05	3.00E-04	1.81E-04	2.14E-04	1.50E-04	1.49E-05	
2.01E-03	-	-	-	-	-	-	9.0E-04	5.4E-04	5.8E-04	4.5E-04	4.1E-05	3.35E-04	2.02E-04	2.36E-04	1.67E-04	1.66E-05	
2.56E-03	-	-	-	-	-	-	1.2E-03	6.9E-04	7.1E-04	5.8E-04	5.1E-05	3.76E-04	2.28E-04	2.63E-04	1.88E-04	1.86E-05	
3.44E-03	-	-	-	-	-	-	1.6E-03	9.5E-04	9.2E-04	7.9E-04	6.6E-05	4.28E-04	2.58E-04	2.96E-04	2.14E-04	2.10E-05	
4.79E-03	-	-	-	-	-	-	2.2E-03	1.3E-03	1.2E-03	1.1E-03	8.9E-05	4.93E-04	2.97E-04	3.38E-04	2.46E-04	2.40E-05	
6.67E-03	-	-	-	-	-	-	3.1E-03	1.8E-03	1.7E-03	1.5E-03	1.2E-04	5.78E-04	3.48E-04	3.90E-04	2.89E-04	2.78E-05	
9.17E-03	-	-	-	-	-	-	4.2E-03	2.5E-03	2.5E-03	2.1E-03	1.8E-04	6.94E-04	4.17E-04	4.60E-04	3.47E-04	3.28E-05	
1.24E-02	-	-	-	-	-	-	5.6E-03	3.4E-03	3.4E-03	2.8E-03	2.4E-04	8.59E-04	5.16E-04	5.56E-04	4.29E-04	3.97E-05	
1.15E-03	-	-	-	-	-	-	5.1E-04	3.1E-04	3.4E-04	2.5E-04	2.4E-05	2.61E-04	1.57E-04	1.89E-04	1.31E-04	1.31E-05	
1.35E-03	-	-	-	-	-	-	6.0E-04	3.6E-04	4.0E-04	3.0E-04	2.8E-05	2.90E-04	1.75E-04	2.07E-04	1.45E-04	1.45E-05	
1.60E-03	-	-	-	-	-	-	7.1E-04	4.3E-04	4.6E-04	3.6E-04	3.3E-05	3.23E-04	1.94E-04	2.29E-04	1.61E-04	1.61E-05	
1.97E-03	-	-	-	-	-	-	8.8E-04	5.3E-04	5.6E-04	4.4E-04	4.0E-05	3.62E-04	2.18E-04	2.54E-04	1.81E-04	1.80E-05	
2.52E-03	-	-	-	-	-	-	1.1E-03	6.8E-04	7.0E-04	5.7E-04	5.0E-05	4.10E-04	2.47E-04	2.86E-04	2.05E-04	2.03E-05	
3.32E-03	-	-	-	-	-	-	1.5E-03	9.1E-04	9.1E-04	7.5E-04	6.5E-05	4.70E-04	2.85E-04	3.25E-04	2.35E-04	2.31E-05	
4.44E-03	-	-	-	-	-	-	2.0E-03	1.2E-03	1.2E-03	1.0E-03	8.6E-05	5.48E-04	3.31E-04	3.74E-04	2.74E-04	2.66E-05	
5.99E-03	-	-	-	-	-	-	2.7E-03	1.6E-03	1.6E-03	1.4E-03	1.2E-04	6.54E-04	3.93E-04	4.38E-04	3.27E-04	3.12E-05	
8.18E-03	-	-	-	-	-	-	3.7E-03	2.2E-03	2.3E-03	1.9E-03	1.6E-04	8.04E-04	4.83E-04	5.26E-04	4.02E-04	3.75E-05	
1.14E-02	-	-	-	-	-	-	5.1E-03	3.1E-03	3.2E-03	2.6E-03	2.3E-04	1.03E-03	6.19E-04	6.52E-04	5.16E-04	4.65E-05	
1.60E-02	-	-	-	-	-	-	7.2E-03	4.3E-03	4.5E-03	3.6E-03	3.2E-04	1.39E-03	8.36E-04	8.44E-04	6.97E-04	6.02E-05	
2.11E-02	-	-	-	-	-	-	9.3E-03	5.6E-03	6.2E-03	4.7E-03	4.4E-04	1.99E-03	1.20E-03	1.15E-03	9.94E-04	8.22E-05	
1.12E-03	-	-	-	-	-	-	4.9E-04	3.0E-04	3.3E-04	2.5E-04	2.3E-05	2.77E-04	1.69E-04	1.98E-04	1.39E-04	1.39E-05	
1.31E-03	-	-	-	-	-	-	5.8E-04	3.5E-04	3.8E-04	2.9E-04	2.7E-05	3.08E-04	1.85E-04	2.19E-04	1.54E-04	1.54E-05	
1.58E-03	-	-	-	-	-	-	7.1E-04	4.2E-04	4.5E-04	3.5E-04	3.2E-05	3.45E-04	2.07E-04	2.43E-04	1.72E-04	1.72E-05	
1.96E-03	-	-	-	-	-	-	8.8E-04	5.3E-04	5.5E-04	4.4E-04	4.0E-05	3.90E-04	2.34E-04	2.73E-04	1.95E-04	1.93E-05	
2.48E-03	-	-	-	-	-	-	1.1E-03	6.7E-04	6.9E-04	5.6E-04	5.0E-05	4.45E-04	2.67E-04	3.09E-04	2.23E-04	2.20E-05	
3.22E-03	-	-	-	-	-	-	1.5E-03	8.7E-04	8.9E-04	7.3E-04	6.4E-05	5.16E-04	3.10E-04	3.55E-04	2.58E-04	2.52E-05	
4.27E-03	-	-	-	-	-	-	1.9E-03	1.2E-03	1.2E-03	9.6E-04	8.5E-05	6.12E-04	3.71E-04	4.14E-04	3.06E-04	2.95E-05	

Ventura Ranch

Mitigated Chronic Risk Summary - Onsite Residential

							Chronic Non Cancer Risk										
							Phase 1					Phase 2					**Phase 3**
Max Chronic	**Demo**	**Site Prep**	**Grading**	**BC**	**Paving**	**AC**	**Site Prep**	**Grading**	**BC**	**Paving**	**AC**	**Site Prep**	**Grading**	**BC**	**Paving**	**AC**	**Receptor**
5.85E-03	-	-	-	-	-	-	2.6E-03	1.6E-03	1.6E-03	1.3E-03	1.2E-04	7.47E-04	4.51E-04	4.93E-04	3.73E-04	3.52E-05	
8.37E-03	-	-	-	-	-	-	3.8E-03	2.3E-03	2.3E-03	1.9E-03	1.7E-04	9.53E-04	5.72E-04	6.06E-04	4.76E-04	4.32E-05	
1.24E-02	-	-	-	-	-	-	5.5E-03	3.3E-03	3.5E-03	2.8E-03	2.5E-04	1.29E-03	7.75E-04	7.80E-04	6.45E-04	5.57E-05	
9.41E-04	-	-	-	-	-	-	4.2E-04	2.5E-04	2.7E-04	2.1E-04	2.0E-05	2.62E-04	1.58E-04	1.88E-04	1.31E-04	1.31E-05	
1.10E-03	-	-	-	-	-	-	4.9E-04	2.9E-04	3.2E-04	2.4E-04	2.3E-05	2.91E-04	1.75E-04	2.07E-04	1.45E-04	1.46E-05	
1.30E-03	-	-	-	-	-	-	5.8E-04	3.5E-04	3.7E-04	2.9E-04	2.7E-05	3.25E-04	1.95E-04	2.30E-04	1.62E-04	1.62E-05	
1.59E-03	-	-	-	-	-	-	7.1E-04	4.3E-04	4.5E-04	3.5E-04	3.2E-05	3.66E-04	2.25E-04	2.57E-04	1.83E-04	1.82E-05	
1.96E-03	-	-	-	-	-	-	8.8E-04	5.3E-04	5.6E-04	4.4E-04	4.0E-05	4.17E-04	2.54E-04	2.91E-04	2.09E-04	2.06E-05	
2.48E-03	-	-	-	-	-	-	1.1E-03	6.7E-04	7.0E-04	5.6E-04	5.0E-05	4.82E-04	2.90E-04	3.33E-04	2.41E-04	2.37E-05	
3.29E-03	-	-	-	-	-	-	1.5E-03	9.2E-04	9.2E-04	7.3E-04	6.5E-05	5.68E-04	3.86E-04	3.87E-04	2.84E-04	2.75E-05	
4.47E-03	-	-	-	-	-	-	2.0E-03	1.2E-03	1.2E-03	1.0E-03	8.8E-05	6.88E-04	4.46E-04	4.59E-04	3.44E-04	3.27E-05	
6.61E-03	-	-	-	-	-	-	3.0E-03	1.8E-03	1.8E-03	1.5E-03	1.3E-04	8.69E-04	5.75E-04	5.60E-04	4.35E-04	3.99E-05	
1.02E-02	-	-	-	-	-	-	4.6E-03	2.8E-03	2.9E-03	2.3E-03	2.1E-04	1.17E-03	7.35E-04	7.13E-04	5.85E-04	5.08E-05	
8.66E-04	-	-	-	-	-	-	3.5E-04	2.7E-04	2.4E-04	1.8E-04	1.7E-05	2.44E-04	2.08E-04	1.75E-04	1.22E-04	1.22E-05	
9.65E-04	-	-	-	-	-	-	4.1E-04	2.8E-04	2.7E-04	2.0E-04	1.9E-05	2.70E-04	2.00E-04	1.93E-04	1.35E-04	1.35E-05	
1.12E-03	-	-	-	-	-	-	4.8E-04	3.2E-04	3.2E-04	2.4E-04	2.2E-05	3.02E-04	2.08E-04	2.14E-04	1.51E-04	1.51E-05	
1.33E-03	-	-	-	-	-	-	5.8E-04	3.7E-04	3.8E-04	2.9E-04	2.7E-05	3.39E-04	2.23E-04	2.39E-04	1.70E-04	1.69E-05	
1.61E-03	-	-	-	-	-	-	7.1E-04	4.4E-04	4.6E-04	3.5E-04	3.2E-05	3.86E-04	2.46E-04	2.69E-04	1.93E-04	1.91E-05	
2.00E-03	-	-	-	-	-	-	8.9E-04	5.4E-04	5.7E-04	4.4E-04	4.0E-05	4.44E-04	2.78E-04	3.07E-04	2.22E-04	2.18E-05	
2.60E-03	-	-	-	-	-	-	1.1E-03	7.3E-04	7.3E-04	5.7E-04	5.1E-05	5.21E-04	3.53E-04	3.56E-04	2.60E-04	2.53E-05	
3.48E-03	-	-	-	-	-	-	1.6E-03	9.6E-04	9.6E-04	7.8E-04	6.9E-05	6.26E-04	4.05E-04	4.20E-04	3.13E-04	2.99E-05	
5.16E-03	-	-	-	-	-	-	2.3E-03	1.4E-03	1.4E-03	1.2E-03	9.9E-05	7.82E-04	4.91E-04	5.09E-04	3.91E-04	3.63E-05	
8.22E-03	-	-	-	-	-	-	3.7E-03	2.2E-03	2.3E-03	1.8E-03	1.6E-04	1.04E-03	6.40E-04	6.40E-04	5.19E-04	4.57E-05	
1.61E-03	-	-	-	-	-	-	7.2E-04	4.4E-04	4.6E-04	3.6E-04	3.3E-05	4.02E-04	2.55E-04	2.78E-04	2.01E-04	1.97E-05	
2.03E-03	-	-	-	-	-	-	9.1E-04	5.5E-04	5.7E-04	4.5E-04	4.1E-05	4.69E-04	2.92E-04	3.20E-04	2.35E-04	2.28E-05	
2.68E-03	-	-	-	-	-	-	1.2E-03	7.3E-04	7.4E-04	6.0E-04	5.3E-05	5.60E-04	3.44E-04	3.75E-04	2.80E-04	2.67E-05	
3.83E-03	-	-	-	-	-	-	1.7E-03	1.1E-03	1.0E-03	8.7E-04	7.4E-05	6.91E-04	4.21E-04	4.51E-04	3.45E-04	3.21E-05	
5.58E-03	-	-	-	-	-	-	2.5E-03	1.5E-03	1.5E-03	1.3E-03	1.1E-04	9.01E-04	5.46E-04	5.61E-04	4.50E-04	4.00E-05	
5.74E-06	-	-	-	-	-	-	0.0E+00	4.9E-06	8.1E-07	0.0E+00	0.0E+00	0.00E+00	4.93E-06	0.00E+00	0.00E+00	0.00E+00	
3.47E-05	-	-	-	-	-	-	0.0E+00	3.0E-05	4.9E-06	0.0E+00	0.0E+00	0.00E+00	2.99E-05	0.00E+00	0.00E+00	0.00E+00	
2.69E-05	-	-	-	-	-	-	0.0E+00	2.3E-05	3.8E-06	0.0E+00	0.0E+00	0.00E+00	2.31E-05	0.00E+00	0.00E+00	0.00E+00	
2.13E-05	-	-	-	-	-	-	0.0E+00	1.8E-05	3.0E-06	0.0E+00	0.0E+00	0.00E+00	1.83E-05	0.00E+00	0.00E+00	0.00E+00	
1.66E-05	-	-	-	-	-	-	0.0E+00	1.4E-05	2.3E-06	0.0E+00	0.0E+00	0.00E+00	1.43E-05	0.00E+00	0.00E+00	0.00E+00	
1.36E-05	-	-	-	-	-	-	0.0E+00	1.2E-05	1.9E-06	0.0E+00	0.0E+00	0.00E+00	1.17E-05	0.00E+00	0.00E+00	0.00E+00	
1.13E-05	-	-	-	-	-	-	0.0E+00	9.7E-06	1.6E-06	0.0E+00	0.0E+00	0.00E+00	9.74E-06	0.00E+00	0.00E+00	0.00E+00	
9.32E-06	-	-	-	-	-	-	0.0E+00	8.0E-06	1.3E-06	0.0E+00	0.0E+00	0.00E+00	8.01E-06	0.00E+00	0.00E+00	0.00E+00	
7.78E-06	-	-	-	-	-	-	0.0E+00	6.7E-06	1.1E-06	0.0E+00	0.0E+00	0.00E+00	6.69E-06	0.00E+00	0.00E+00	0.00E+00	
6.59E-06	-	-	-	-	-	-	0.0E+00	5.7E-06	9.3E-07	0.0E+00	0.0E+00	0.00E+00	5.66E-06	0.00E+00	0.00E+00	0.00E+00	
5.61E-06	-	-	-	-	-	-	0.0E+00	4.8E-06	7.9E-07	0.0E+00	0.0E+00	0.00E+00	4.82E-06	0.00E+00	0.00E+00	0.00E+00	
4.78E-06	-	-	-	-	-	-	0.0E+00	4.1E-06	6.7E-07	0.0E+00	0.0E+00	0.00E+00	4.11E-06	0.00E+00	0.00E+00	0.00E+00	

Ventura Ranch

Mitigated Chronic Risk Summary - Onsite Residential

	Chronic Non Cancer Risk																
	Phase 1						Phase 2					**Phase 3**					
Max Chronic	**Demo**	**Site Prep**	**Grading**	**BC**	**Paving**	**AC**	**Site Prep**	**Grading**	**BC**	**Paving**	**AC**	**Site Prep**	**Grading**	**BC**	**Paving**	**AC**	**Receptor**
4.11E-06	-	-	-	-	-	-	0.0E+00	3.5E-06	5.8E-07	0.0E+00	0.0E+00	0.00E+00	3.53E-06	0.00E+00	0.00E+00	0.00E+00	
3.57E-06	-	-	-	-	-	-	0.0E+00	3.1E-06	5.0E-07	0.0E+00	0.0E+00	0.00E+00	3.07E-06	0.00E+00	0.00E+00	0.00E+00	
3.10E-06	-	-	-	-	-	-	0.0E+00	2.7E-06	4.4E-07	0.0E+00	0.0E+00	0.00E+00	2.66E-06	0.00E+00	0.00E+00	0.00E+00	
2.75E-05	-	-	-	-	-	-	0.0E+00	2.4E-05	3.9E-06	0.0E+00	0.0E+00	0.00E+00	2.36E-05	0.00E+00	0.00E+00	0.00E+00	
2.22E-05	-	-	-	-	-	-	0.0E+00	1.9E-05	3.1E-06	0.0E+00	0.0E+00	0.00E+00	1.91E-05	0.00E+00	0.00E+00	0.00E+00	
1.81E-05	-	-	-	-	-	-	0.0E+00	1.6E-05	2.5E-06	0.0E+00	0.0E+00	0.00E+00	1.55E-05	0.00E+00	0.00E+00	0.00E+00	
1.42E-05	-	-	-	-	-	-	0.0E+00	1.2E-05	2.0E-06	0.0E+00	0.0E+00	0.00E+00	1.22E-05	0.00E+00	0.00E+00	0.00E+00	
1.20E-05	-	-	-	-	-	-	0.0E+00	1.0E-05	1.7E-06	0.0E+00	0.0E+00	0.00E+00	1.03E-05	0.00E+00	0.00E+00	0.00E+00	
1.03E-05	-	-	-	-	-	-	0.0E+00	8.8E-06	1.4E-06	0.0E+00	0.0E+00	0.00E+00	8.82E-06	0.00E+00	0.00E+00	0.00E+00	
8.27E-06	-	-	-	-	-	-	0.0E+00	7.1E-06	1.2E-06	0.0E+00	0.0E+00	0.00E+00	7.11E-06	0.00E+00	0.00E+00	0.00E+00	
7.11E-06	-	-	-	-	-	-	0.0E+00	6.1E-06	1.0E-06	0.0E+00	0.0E+00	0.00E+00	6.11E-06	0.00E+00	0.00E+00	0.00E+00	
6.24E-06	-	-	-	-	-	-	0.0E+00	5.4E-06	8.8E-07	0.0E+00	0.0E+00	0.00E+00	5.36E-06	0.00E+00	0.00E+00	0.00E+00	
5.37E-06	-	-	-	-	-	-	0.0E+00	4.6E-06	7.5E-07	0.0E+00	0.0E+00	0.00E+00	4.62E-06	0.00E+00	0.00E+00	0.00E+00	
4.69E-06	-	-	-	-	-	-	0.0E+00	4.0E-06	6.6E-07	0.0E+00	0.0E+00	0.00E+00	4.03E-06	0.00E+00	0.00E+00	0.00E+00	
4.14E-06	-	-	-	-	-	-	0.0E+00	3.6E-06	5.8E-07	0.0E+00	0.0E+00	0.00E+00	3.56E-06	0.00E+00	0.00E+00	0.00E+00	
3.63E-06	-	-	-	-	-	-	0.0E+00	3.1E-06	5.1E-07	0.0E+00	0.0E+00	0.00E+00	3.12E-06	0.00E+00	0.00E+00	0.00E+00	
3.18E-06	-	-	-	-	-	-	0.0E+00	2.7E-06	4.5E-07	0.0E+00	0.0E+00	0.00E+00	2.73E-06	0.00E+00	0.00E+00	0.00E+00	
2.80E-06	-	-	-	-	-	-	0.0E+00	2.4E-06	3.9E-07	0.0E+00	0.0E+00	0.00E+00	2.41E-06	0.00E+00	0.00E+00	0.00E+00	
2.45E-06	-	-	-	-	-	-	0.0E+00	2.1E-06	3.4E-07	0.0E+00	0.0E+00	0.00E+00	2.10E-06	0.00E+00	0.00E+00	0.00E+00	
2.26E-05	-	-	-	-	-	-	0.0E+00	1.9E-05	3.2E-06	0.0E+00	0.0E+00	0.00E+00	1.94E-05	0.00E+00	0.00E+00	0.00E+00	
1.89E-05	-	-	-	-	-	-	0.0E+00	1.6E-05	2.6E-06	0.0E+00	0.0E+00	0.00E+00	1.62E-05	0.00E+00	0.00E+00	0.00E+00	
1.56E-05	-	-	-	-	-	-	0.0E+00	1.3E-05	2.2E-06	0.0E+00	0.0E+00	0.00E+00	1.34E-05	0.00E+00	0.00E+00	0.00E+00	
1.23E-05	-	-	-	-	-	-	0.0E+00	1.1E-05	1.7E-06	0.0E+00	0.0E+00	0.00E+00	1.06E-05	0.00E+00	0.00E+00	0.00E+00	
1.08E-05	-	-	-	-	-	-	0.0E+00	9.3E-06	1.5E-06	0.0E+00	0.0E+00	0.00E+00	9.26E-06	0.00E+00	0.00E+00	0.00E+00	
9.26E-06	-	-	-	-	-	-	0.0E+00	8.0E-06	1.3E-06	0.0E+00	0.0E+00	0.00E+00	7.96E-06	0.00E+00	0.00E+00	0.00E+00	
7.52E-06	-	-	-	-	-	-	0.0E+00	6.5E-06	1.1E-06	0.0E+00	0.0E+00	0.00E+00	6.47E-06	0.00E+00	0.00E+00	0.00E+00	
6.61E-06	-	-	-	-	-	-	0.0E+00	5.7E-06	9.3E-07	0.0E+00	0.0E+00	0.00E+00	5.68E-06	0.00E+00	0.00E+00	0.00E+00	
5.85E-06	-	-	-	-	-	-	0.0E+00	5.0E-06	8.2E-07	0.0E+00	0.0E+00	0.00E+00	5.03E-06	0.00E+00	0.00E+00	0.00E+00	
5.01E-06	-	-	-	-	-	-	0.0E+00	4.3E-06	7.0E-07	0.0E+00	0.0E+00	0.00E+00	4.31E-06	0.00E+00	0.00E+00	0.00E+00	
4.43E-06	-	-	-	-	-	-	0.0E+00	3.8E-06	6.2E-07	0.0E+00	0.0E+00	0.00E+00	3.81E-06	0.00E+00	0.00E+00	0.00E+00	
4.00E-06	-	-	-	-	-	-	0.0E+00	3.4E-06	5.6E-07	0.0E+00	0.0E+00	0.00E+00	3.44E-06	0.00E+00	0.00E+00	0.00E+00	
3.52E-06	-	-	-	-	-	-	0.0E+00	3.0E-06	5.0E-07	0.0E+00	0.0E+00	0.00E+00	3.03E-06	0.00E+00	0.00E+00	0.00E+00	
3.10E-06	-	-	-	-	-	-	0.0E+00	2.7E-06	4.4E-07	0.0E+00	0.0E+00	0.00E+00	2.66E-06	0.00E+00	0.00E+00	0.00E+00	
2.82E-06	-	-	-	-	-	-	0.0E+00	2.4E-06	4.0E-07	0.0E+00	0.0E+00	0.00E+00	2.42E-06	0.00E+00	0.00E+00	0.00E+00	
2.49E-06	-	-	-	-	-	-	0.0E+00	2.1E-06	3.5E-07	0.0E+00	0.0E+00	0.00E+00	2.14E-06	0.00E+00	0.00E+00	0.00E+00	
1.92E-05	-	-	-	-	-	-	0.0E+00	1.6E-05	2.7E-06	0.0E+00	0.0E+00	0.00E+00	1.65E-05	0.00E+00	0.00E+00	0.00E+00	
1.64E-05	-	-	-	-	-	-	0.0E+00	1.4E-05	2.3E-06	0.0E+00	0.0E+00	0.00E+00	1.41E-05	0.00E+00	0.00E+00	0.00E+00	
1.37E-05	-	-	-	-	-	-	0.0E+00	1.2E-05	1.9E-06	0.0E+00	0.0E+00	0.00E+00	1.18E-05	0.00E+00	0.00E+00	0.00E+00	
1.09E-05	-	-	-	-	-	-	0.0E+00	9.4E-06	1.5E-06	0.0E+00	0.0E+00	0.00E+00	9.38E-06	0.00E+00	0.00E+00	0.00E+00	
9.67E-06	-	-	-	-	-	-	0.0E+00	8.3E-06	1.4E-06	0.0E+00	0.0E+00	0.00E+00	8.32E-06	0.00E+00	0.00E+00	0.00E+00	

Ventura Ranch

Mitigated Chronic Risk Summary - Onsite Residential

							Chronic Non Cancer Risk										
							Phase 1					Phase 2					**Phase 3**
Max Chronic	**Demo**	**Site Prep**	**Grading**	**BC**	**Paving**	**AC**	**Site Prep**	**Grading**	**BC**	**Paving**	**AC**	**Site Prep**	**Grading**	**BC**	**Paving**	**AC**	**Receptor**
8.40E-06	-	-	-	-	-	-	0.0E+00	7.2E-06	1.2E-06	0.0E+00	0.0E+00	0.00E+00	7.22E-06	0.00E+00	0.00E+00	0.00E+00	
6.90E-06	-	-	-	-	-	-	0.0E+00	5.9E-06	9.7E-07	0.0E+00	0.0E+00	0.00E+00	5.93E-06	0.00E+00	0.00E+00	0.00E+00	
6.12E-06	-	-	-	-	-	-	0.0E+00	5.3E-06	8.6E-07	0.0E+00	0.0E+00	0.00E+00	5.26E-06	0.00E+00	0.00E+00	0.00E+00	
5.48E-06	-	-	-	-	-	-	0.0E+00	4.7E-06	7.7E-07	0.0E+00	0.0E+00	0.00E+00	4.71E-06	0.00E+00	0.00E+00	0.00E+00	
4.73E-06	-	-	-	-	-	-	0.0E+00	4.1E-06	6.6E-07	0.0E+00	0.0E+00	0.00E+00	4.07E-06	0.00E+00	0.00E+00	0.00E+00	
4.21E-06	-	-	-	-	-	-	0.0E+00	3.6E-06	5.9E-07	0.0E+00	0.0E+00	0.00E+00	3.62E-06	0.00E+00	0.00E+00	0.00E+00	
3.84E-06	-	-	-	-	-	-	0.0E+00	3.3E-06	5.4E-07	0.0E+00	0.0E+00	0.00E+00	3.30E-06	0.00E+00	0.00E+00	0.00E+00	
3.40E-06	-	-	-	-	-	-	0.0E+00	2.9E-06	4.8E-07	0.0E+00	0.0E+00	0.00E+00	2.92E-06	0.00E+00	0.00E+00	0.00E+00	
2.99E-06	-	-	-	-	-	-	0.0E+00	2.6E-06	4.2E-07	0.0E+00	0.0E+00	0.00E+00	2.57E-06	0.00E+00	0.00E+00	0.00E+00	
2.74E-06	-	-	-	-	-	-	0.0E+00	2.4E-06	3.8E-07	0.0E+00	0.0E+00	0.00E+00	2.36E-06	0.00E+00	0.00E+00	0.00E+00	
2.45E-06	-	-	-	-	-	-	0.0E+00	2.1E-06	3.4E-07	0.0E+00	0.0E+00	0.00E+00	2.11E-06	0.00E+00	0.00E+00	0.00E+00	
1.67E-05	-	-	-	-	-	-	0.0E+00	1.4E-05	2.3E-06	0.0E+00	0.0E+00	0.00E+00	1.43E-05	0.00E+00	0.00E+00	0.00E+00	
1.45E-05	-	-	-	-	-	-	0.0E+00	1.2E-05	2.0E-06	0.0E+00	0.0E+00	0.00E+00	1.24E-05	0.00E+00	0.00E+00	0.00E+00	
1.22E-05	-	-	-	-	-	-	0.0E+00	1.0E-05	1.7E-06	0.0E+00	0.0E+00	0.00E+00	1.05E-05	0.00E+00	0.00E+00	0.00E+00	
9.78E-06	-	-	-	-	-	-	0.0E+00	8.4E-06	1.4E-06	0.0E+00	0.0E+00	0.00E+00	8.40E-06	0.00E+00	0.00E+00	0.00E+00	
8.71E-06	-	-	-	-	-	-	0.0E+00	7.5E-06	1.2E-06	0.0E+00	0.0E+00	0.00E+00	7.49E-06	0.00E+00	0.00E+00	0.00E+00	
7.65E-06	-	-	-	-	-	-	0.0E+00	6.6E-06	1.1E-06	0.0E+00	0.0E+00	0.00E+00	6.58E-06	0.00E+00	0.00E+00	0.00E+00	
6.36E-06	-	-	-	-	-	-	0.0E+00	5.5E-06	8.9E-07	0.0E+00	0.0E+00	0.00E+00	5.47E-06	0.00E+00	0.00E+00	0.00E+00	
5.66E-06	-	-	-	-	-	-	0.0E+00	4.9E-06	8.0E-07	0.0E+00	0.0E+00	0.00E+00	4.87E-06	0.00E+00	0.00E+00	0.00E+00	
5.10E-06	-	-	-	-	-	-	0.0E+00	4.4E-06	7.2E-07	0.0E+00	0.0E+00	0.00E+00	4.38E-06	0.00E+00	0.00E+00	0.00E+00	
4.44E-06	-	-	-	-	-	-	0.0E+00	3.8E-06	6.2E-07	0.0E+00	0.0E+00	0.00E+00	3.81E-06	0.00E+00	0.00E+00	0.00E+00	
3.96E-06	-	-	-	-	-	-	0.0E+00	3.4E-06	5.6E-07	0.0E+00	0.0E+00	0.00E+00	3.40E-06	0.00E+00	0.00E+00	0.00E+00	
3.63E-06	-	-	-	-	-	-	0.0E+00	3.1E-06	5.1E-07	0.0E+00	0.0E+00	0.00E+00	3.12E-06	0.00E+00	0.00E+00	0.00E+00	
3.24E-06	-	-	-	-	-	-	0.0E+00	2.8E-06	4.6E-07	0.0E+00	0.0E+00	0.00E+00	2.79E-06	0.00E+00	0.00E+00	0.00E+00	
2.85E-06	-	-	-	-	-	-	0.0E+00	2.5E-06	4.0E-07	0.0E+00	0.0E+00	0.00E+00	2.45E-06	0.00E+00	0.00E+00	0.00E+00	
2.63E-06	-	-	-	-	-	-	0.0E+00	2.3E-06	3.7E-07	0.0E+00	0.0E+00	0.00E+00	2.26E-06	0.00E+00	0.00E+00	0.00E+00	
2.37E-06	-	-	-	-	-	-	0.0E+00	2.0E-06	3.3E-07	0.0E+00	0.0E+00	0.00E+00	2.04E-06	0.00E+00	0.00E+00	0.00E+00	
1.49E-05	-	-	-	-	-	-	0.0E+00	1.3E-05	2.1E-06	0.0E+00	0.0E+00	0.00E+00	1.28E-05	0.00E+00	0.00E+00	0.00E+00	
1.30E-05	-	-	-	-	-	-	0.0E+00	1.1E-05	1.8E-06	0.0E+00	0.0E+00	0.00E+00	1.11E-05	0.00E+00	0.00E+00	0.00E+00	
1.10E-05	-	-	-	-	-	-	0.0E+00	9.5E-06	1.5E-06	0.0E+00	0.0E+00	0.00E+00	9.45E-06	0.00E+00	0.00E+00	0.00E+00	
8.82E-06	-	-	-	-	-	-	0.0E+00	7.6E-06	1.2E-06	0.0E+00	0.0E+00	0.00E+00	7.58E-06	0.00E+00	0.00E+00	0.00E+00	
7.89E-06	-	-	-	-	-	-	0.0E+00	6.8E-06	1.1E-06	0.0E+00	0.0E+00	0.00E+00	6.78E-06	0.00E+00	0.00E+00	0.00E+00	
7.00E-06	-	-	-	-	-	-	0.0E+00	6.0E-06	9.8E-07	0.0E+00	0.0E+00	0.00E+00	6.02E-06	0.00E+00	0.00E+00	0.00E+00	
5.84E-06	-	-	-	-	-	-	0.0E+00	5.0E-06	8.2E-07	0.0E+00	0.0E+00	0.00E+00	5.02E-06	0.00E+00	0.00E+00	0.00E+00	
5.22E-06	-	-	-	-	-	-	0.0E+00	4.5E-06	7.3E-07	0.0E+00	0.0E+00	0.00E+00	4.49E-06	0.00E+00	0.00E+00	0.00E+00	
4.74E-06	-	-	-	-	-	-	0.0E+00	4.1E-06	6.7E-07	0.0E+00	0.0E+00	0.00E+00	4.07E-06	0.00E+00	0.00E+00	0.00E+00	
4.16E-06	-	-	-	-	-	-	0.0E+00	3.6E-06	5.8E-07	0.0E+00	0.0E+00	0.00E+00	3.58E-06	0.00E+00	0.00E+00	0.00E+00	
3.73E-06	-	-	-	-	-	-	0.0E+00	3.2E-06	5.2E-07	0.0E+00	0.0E+00	0.00E+00	3.20E-06	0.00E+00	0.00E+00	0.00E+00	
3.44E-06	-	-	-	-	-	-	0.0E+00	3.0E-06	4.8E-07	0.0E+00	0.0E+00	0.00E+00	2.96E-06	0.00E+00	0.00E+00	0.00E+00	
3.09E-06	-	-	-	-	-	-	0.0E+00	2.7E-06	4.3E-07	0.0E+00	0.0E+00	0.00E+00	2.66E-06	0.00E+00	0.00E+00	0.00E+00	

Ventura Ranch

Mitigated Chronic Risk Summary - Onsite Residential

Chronic Non Cancer Risk																	
	Phase 1						Phase 2					**Phase 3**					
Max Chronic	**Demo**	**Site Prep**	**Grading**	**BC**	**Paving**	**AC**	**Site Prep**	**Grading**	**BC**	**Paving**	**AC**	**Site Prep**	**Grading**	**BC**	**Paving**	**AC**	**Receptor**
2.70E-06	-	-	-	-	-	-	0.0E+00	2.3E-06	3.8E-07	0.0E+00	0.0E+00	0.00E+00	2.32E-06	0.00E+00	0.00E+00	0.00E+00	

Ventura Ranch
Mitigated - - Emissions

Construction

	PM10
	Mitigated lbs/day
P1 - Demolition	0.06
P1- Site Preparation	0.1
P1- Grading	0.06
P1- Building Construction	0.07
P1- Paving	0.03
P1- Architectural Coating	0.0050
P2 (off) - Site Preparation	0.1
P2 (off) - Grading	0.06
P2 (off) - Building Construction	0.07
P2 (off) - Paving	0.05
P2 (off) - Architectural Coating	0.005
P2 (on) - Site Preparation	0.1
P2 (on) - Grading	0.06
P2 (on) - Building Construction	0.07
P2 (on) - Paving	0.05
P2 (on) - Architectural Coating	0.005
P3 (off) - Site Preparation	**0.1**
P3 (off) - Grading	**0.06**
P3 (off) - Building Construction	**0.07**
P3 (off) - Paving	**0.03**
P3 (off) - Architectural Coating	**0.005**
P3 (on) - Site Preparation	**0.1**
P3 (on) - Grading	**0.06**
P3 (on) - Building Construction	**0.07**
P3 (on) - Paving	**0.03**
P3 (on) - Architectural Coating	**0.005**

Haul Trucks	lbs/day	gr/day	Miles/day	gr/mile
P1 Haul -Demo	0.005	2.26796185	**17.6**	0.128861469
P1 Haul - Grading	0.06	27.2155422	20	1.36077711
P1 Haul - BC	0.005	2.26796185	10.2	0.222349201
P2 Haul - Grading	0.06	27.2155422	20	1.36077711
P2 Haul - BC	0.005	2.26796185	10.2	0.222349201
P2 Haul - Grading	**0.06**	**27.2155422**	**20**	**1.36077711**
P2 Haul - BC	**0.005**	**2.26796185**	**10.2**	**0.222349201**

Ventura Ranch
P1 - Demolition

					Cancer Risk from 3rd Trimester					
Receptor #	Conc	g/sec	Cair	Dose Constant	Dose	ED	Risk Constant	Risk	Constant 2	Risk/ Million
1	4.10007	7.56E-04	3.1E-03	3.46E-04	1.07E-06	0.04	1.57E-01	6.47E-09	1.0E+06	6.5E-03
2	3.2471	7.56E-04	2.5E-03	3.46E-04	8.50E-07	0.04	1.57E-01	5.12E-09	1.0E+06	5.1E-03
3	2.52198	7.56E-04	1.9E-03	3.46E-04	6.60E-07	0.04	1.57E-01	3.98E-09	1.0E+06	4.0E-03
4	1.93552	7.56E-04	1.5E-03	3.46E-04	5.07E-07	0.04	1.57E-01	3.05E-09	1.0E+06	3.1E-03
5	1.47392	7.56E-04	1.1E-03	3.46E-04	3.86E-07	0.04	1.57E-01	2.32E-09	1.0E+06	2.3E-03
6	1.12473	7.56E-04	8.5E-04	3.46E-04	2.94E-07	0.04	1.57E-01	1.77E-09	1.0E+06	1.8E-03
7	0.87138	7.56E-04	6.6E-04	3.46E-04	2.28E-07	0.04	1.57E-01	1.37E-09	1.0E+06	1.4E-03
8	0.68878	7.56E-04	5.2E-04	3.46E-04	1.80E-07	0.04	1.57E-01	1.09E-09	1.0E+06	1.1E-03
9	0.55718	7.56E-04	4.2E-04	3.46E-04	1.46E-07	0.04	1.57E-01	8.79E-10	1.0E+06	8.8E-04
10	0.4166	7.56E-04	3.1E-04	3.46E-04	1.09E-07	0.04	1.57E-01	6.57E-10	1.0E+06	6.6E-04
11	0.35802	7.56E-04	2.7E-04	3.46E-04	9.37E-08	0.04	1.57E-01	5.65E-10	1.0E+06	5.6E-04
12	0.31603	7.56E-04	2.4E-04	3.46E-04	8.27E-08	0.04	1.57E-01	4.98E-10	1.0E+06	5.0E-04
13	0.2839	7.56E-04	2.1E-04	3.46E-04	7.43E-08	0.04	1.57E-01	4.48E-10	1.0E+06	4.5E-04
14	0.25733	7.56E-04	1.9E-04	3.46E-04	6.73E-08	0.04	1.57E-01	4.06E-10	1.0E+06	4.1E-04
15	0.23595	7.56E-04	1.8E-04	3.46E-04	6.17E-08	0.04	1.57E-01	3.72E-10	1.0E+06	3.7E-04
16	0.21768	7.56E-04	1.6E-04	3.46E-04	5.70E-08	0.04	1.57E-01	3.43E-10	1.0E+06	3.4E-04
17	0.1882	7.56E-04	1.4E-04	3.46E-04	4.93E-08	0.04	1.57E-01	2.97E-10	1.0E+06	3.0E-04
18	0.17629	7.56E-04	1.3E-04	3.46E-04	4.61E-08	0.04	1.57E-01	2.78E-10	1.0E+06	2.8E-04
19	0.15719	7.56E-04	1.2E-04	3.46E-04	4.11E-08	0.04	1.57E-01	2.48E-10	1.0E+06	2.5E-04
20	0.14534	7.56E-04	1.1E-04	3.46E-04	3.80E-08	0.04	1.57E-01	2.29E-10	1.0E+06	2.3E-04
21	0.13202	7.56E-04	1.0E-04	3.46E-04	3.45E-08	0.04	1.57E-01	2.08E-10	1.0E+06	2.1E-04
22	0.86669	7.56E-04	6.6E-04	3.46E-04	2.27E-07	0.04	1.57E-01	1.37E-09	1.0E+06	1.4E-03
23	0.68391	7.56E-04	5.2E-04	3.46E-04	1.79E-07	0.04	1.57E-01	1.08E-09	1.0E+06	1.1E-03
24	0.5558	7.56E-04	4.2E-04	3.46E-04	1.45E-07	0.04	1.57E-01	8.77E-10	1.0E+06	8.8E-04
25	0.4238	7.56E-04	3.2E-04	3.46E-04	1.11E-07	0.04	1.57E-01	6.68E-10	1.0E+06	6.7E-04
26	0.3691	7.56E-04	2.8E-04	3.46E-04	9.66E-08	0.04	1.57E-01	5.82E-10	1.0E+06	5.8E-04
27	0.32781	7.56E-04	2.5E-04	3.46E-04	8.58E-08	0.04	1.57E-01	5.17E-10	1.0E+06	5.2E-04
28	0.29487	7.56E-04	2.2E-04	3.46E-04	7.72E-08	0.04	1.57E-01	4.65E-10	1.0E+06	4.7E-04
29	0.26889	7.56E-04	2.0E-04	3.46E-04	7.04E-08	0.04	1.57E-01	4.24E-10	1.0E+06	4.2E-04
30	0.25022	7.56E-04	1.9E-04	3.46E-04	6.55E-08	0.04	1.57E-01	3.95E-10	1.0E+06	3.9E-04
31	0.2163	7.56E-04	1.6E-04	3.46E-04	5.66E-08	0.04	1.57E-01	3.41E-10	1.0E+06	3.4E-04

Ventura Ranch
P1 - Demolition

					Cancer Risk from 3rd Trimester					
Receptor #	Conc	g/sec	Cair	Dose Constant	Dose	ED	Risk Constant	Risk	Constant 2	Risk/ Million
32	0.17243	7.56E-04	1.3E-04	3.46E-04	4.51E-08	0.04	1.57E-01	2.72E-10	1.0E+06	2.7E-04
33	0.16559	7.56E-04	1.3E-04	3.46E-04	4.33E-08	0.04	1.57E-01	2.61E-10	1.0E+06	2.6E-04
34	0.164	7.56E-04	1.2E-04	3.46E-04	4.29E-08	0.04	1.57E-01	2.59E-10	1.0E+06	2.6E-04
35	0.29226	7.56E-04	2.2E-04	3.46E-04	7.65E-08	0.04	1.57E-01	4.61E-10	1.0E+06	4.6E-04
36	0.26222	7.56E-04	2.0E-04	3.46E-04	6.86E-08	0.04	1.57E-01	4.14E-10	1.0E+06	4.1E-04
37	12.90155	7.56E-04	9.8E-03	3.46E-04	3.38E-06	0.04	1.57E-01	2.04E-08	1.0E+06	2.0E-02
38	12.49636	7.56E-04	9.4E-03	3.46E-04	3.27E-06	0.04	1.57E-01	1.97E-08	1.0E+06	2.0E-02
39	11.28935	7.56E-04	8.5E-03	3.46E-04	2.95E-06	0.04	1.57E-01	1.78E-08	1.0E+06	1.8E-02
40	9.58715	7.56E-04	7.2E-03	3.46E-04	2.51E-06	0.04	1.57E-01	1.51E-08	1.0E+06	1.5E-02
41	15.0217	7.56E-04	1.1E-02	3.46E-04	3.93E-06	0.04	1.57E-01	2.37E-08	1.0E+06	2.4E-02
42	14.68583	7.56E-04	1.1E-02	3.46E-04	3.84E-06	0.04	1.57E-01	2.32E-08	1.0E+06	2.3E-02
43	13.27368	7.56E-04	1.0E-02	3.46E-04	3.47E-06	0.04	1.57E-01	2.09E-08	1.0E+06	2.1E-02
44	11.19488	7.56E-04	8.5E-03	3.46E-04	2.93E-06	0.04	1.57E-01	1.77E-08	1.0E+06	1.8E-02
45	8.82986	7.56E-04	6.7E-03	3.46E-04	2.31E-06	0.04	1.57E-01	1.39E-08	1.0E+06	1.4E-02
46	0.65086	7.56E-04	4.9E-04	3.46E-04	1.70E-07	0.04	1.57E-01	1.03E-09	1.0E+06	1.0E-03
47	0.56211	7.56E-04	4.2E-04	3.46E-04	1.47E-07	0.04	1.57E-01	8.87E-10	1.0E+06	8.9E-04
48	17.44601	7.56E-04	1.3E-02	3.46E-04	4.57E-06	0.04	1.57E-01	2.75E-08	1.0E+06	2.8E-02
49	15.86528	7.56E-04	1.2E-02	3.46E-04	4.15E-06	0.04	1.57E-01	2.50E-08	1.0E+06	2.5E-02
50	13.22338	7.56E-04	1.0E-02	3.46E-04	3.46E-06	0.04	1.57E-01	2.09E-08	1.0E+06	2.1E-02
51	10.11832	7.56E-04	7.6E-03	3.46E-04	2.65E-06	0.04	1.57E-01	1.60E-08	1.0E+06	1.6E-02
52	0.68575	7.56E-04	5.2E-04	3.46E-04	1.79E-07	0.04	1.57E-01	1.08E-09	1.0E+06	1.1E-03
53	0.59674	7.56E-04	4.5E-04	3.46E-04	1.56E-07	0.04	1.57E-01	9.41E-10	1.0E+06	9.4E-04
54	0.53136	7.56E-04	4.0E-04	3.46E-04	1.39E-07	0.04	1.57E-01	8.38E-10	1.0E+06	8.4E-04
55	19.01317	7.56E-04	1.4E-02	3.46E-04	4.98E-06	0.04	1.57E-01	3.00E-08	1.0E+06	3.0E-02
56	15.73201	7.56E-04	1.2E-02	3.46E-04	4.12E-06	0.04	1.57E-01	2.48E-08	1.0E+06	2.5E-02
57	11.70467	7.56E-04	8.8E-03	3.46E-04	3.06E-06	0.04	1.57E-01	1.85E-08	1.0E+06	1.8E-02
58	8.00672	7.56E-04	6.1E-03	3.46E-04	2.10E-06	0.04	1.57E-01	1.26E-08	1.0E+06	1.3E-02
59	0.7321	7.56E-04	5.5E-04	3.46E-04	1.92E-07	0.04	1.57E-01	1.15E-09	1.0E+06	1.2E-03
60	0.64033	7.56E-04	4.8E-04	3.46E-04	1.68E-07	0.04	1.57E-01	1.01E-09	1.0E+06	1.0E-03
61	0.56809	7.56E-04	4.3E-04	3.46E-04	1.49E-07	0.04	1.57E-01	8.96E-10	1.0E+06	9.0E-04
62	0.79016	7.56E-04	6.0E-04	3.46E-04	2.07E-07	0.04	1.57E-01	1.25E-09	1.0E+06	1.2E-03

Ventura Ranch
P1 - Demolition

							Cancer Risk from 3rd Trimester			
Receptor #	Conc	g/sec	Cair	Dose Constant	Dose	ED	Risk Constant	Risk	Constant 2	Risk/ Million
63	0.69064	7.56E-04	5.2E-04	3.46E-04	1.81E-07	0.04	1.57E-01	1.09E-09	1.0E+06	1.1E-03
64	0.60876	7.56E-04	4.6E-04	3.46E-04	1.59E-07	0.04	1.57E-01	9.60E-10	1.0E+06	9.6E-04
65	0.75026	7.56E-04	5.7E-04	3.46E-04	1.96E-07	0.04	1.57E-01	1.18E-09	1.0E+06	1.2E-03
66	42.80084	7.56E-04	3.2E-02	3.46E-04	1.12E-05	0.04	1.57E-01	6.75E-08	1.0E+06	6.8E-02
67	39.95985	7.56E-04	3.0E-02	3.46E-04	1.05E-05	0.04	1.57E-01	6.30E-08	1.0E+06	6.3E-02
68	0.34144	7.56E-04	2.6E-04	3.46E-04	8.94E-08	0.04	1.57E-01	5.39E-10	1.0E+06	5.4E-04
69	0.2951	7.56E-04	2.2E-04	3.46E-04	7.72E-08	0.04	1.57E-01	4.65E-10	1.0E+06	4.7E-04
70	0.26119	7.56E-04	2.0E-04	3.46E-04	6.84E-08	0.04	1.57E-01	4.12E-10	1.0E+06	4.1E-04
71	0.2373	7.56E-04	1.8E-04	3.46E-04	6.21E-08	0.04	1.57E-01	3.74E-10	1.0E+06	3.7E-04
72	58.91854	7.56E-04	4.5E-02	3.46E-04	1.54E-05	0.04	1.57E-01	9.29E-08	1.0E+06	9.3E-02
73	54.97428	7.56E-04	4.2E-02	3.46E-04	1.44E-05	0.04	1.57E-01	8.67E-08	1.0E+06	8.7E-02
74	0.4303	7.56E-04	3.3E-04	3.46E-04	1.13E-07	0.04	1.57E-01	6.79E-10	1.0E+06	6.8E-04
75	0.38083	7.56E-04	2.9E-04	3.46E-04	9.97E-08	0.04	1.57E-01	6.01E-10	1.0E+06	6.0E-04
76	0.33087	7.56E-04	2.5E-04	3.46E-04	8.66E-08	0.04	1.57E-01	5.22E-10	1.0E+06	5.2E-04
77	0.29265	7.56E-04	2.2E-04	3.46E-04	7.66E-08	0.04	1.57E-01	4.62E-10	1.0E+06	4.6E-04
78	0.2707	7.56E-04	2.0E-04	3.46E-04	7.08E-08	0.04	1.57E-01	4.27E-10	1.0E+06	4.3E-04
79	85.92715	7.56E-04	6.5E-02	3.46E-04	2.25E-05	0.04	1.57E-01	1.36E-07	1.0E+06	1.4E-01
80	80.05652	7.56E-04	6.1E-02	3.46E-04	2.10E-05	0.04	1.57E-01	1.26E-07	1.0E+06	1.3E-01
81	0.48876	7.56E-04	3.7E-04	3.46E-04	1.28E-07	0.04	1.57E-01	7.71E-10	1.0E+06	7.7E-04
82	0.43935	7.56E-04	3.3E-04	3.46E-04	1.15E-07	0.04	1.57E-01	6.93E-10	1.0E+06	6.9E-04
83	0.40093	7.56E-04	3.0E-04	3.46E-04	1.05E-07	0.04	1.57E-01	6.32E-10	1.0E+06	6.3E-04
84	0.3751	7.56E-04	2.8E-04	3.46E-04	9.82E-08	0.04	1.57E-01	5.92E-10	1.0E+06	5.9E-04
85	0.33335	7.56E-04	2.5E-04	3.46E-04	8.72E-08	0.04	1.57E-01	5.26E-10	1.0E+06	5.3E-04
86	135.5664	7.56E-04	1.0E-01	3.46E-04	3.55E-05	0.04	1.57E-01	2.14E-07	1.0E+06	2.1E-01
87	129.8007	7.56E-04	9.8E-02	3.46E-04	3.40E-05	0.04	1.57E-01	2.05E-07	1.0E+06	2.0E-01
88	0.53267	7.56E-04	4.0E-04	3.46E-04	1.39E-07	0.04	1.57E-01	8.40E-10	1.0E+06	8.4E-04
89	2.5445	7.56E-04	1.9E-03	3.46E-04	6.66E-07	0.04	1.57E-01	4.01E-09	1.0E+06	4.0E-03
90	1.56175	7.56E-04	1.2E-03	3.46E-04	4.09E-07	0.04	1.57E-01	2.46E-09	1.0E+06	2.5E-03
91	1.93966	7.56E-04	1.5E-03	3.46E-04	5.08E-07	0.04	1.57E-01	3.06E-09	1.0E+06	3.1E-03
92	2.43192	7.56E-04	1.8E-03	3.46E-04	6.36E-07	0.04	1.57E-01	3.84E-09	1.0E+06	3.8E-03
93	1.268	7.56E-04	9.6E-04	3.46E-04	3.32E-07	0.04	1.57E-01	2.00E-09	1.0E+06	2.0E-03

Ventura Ranch
P1 - Demolition

		Cancer Risk from 3rd Trimester								
Receptor #	Conc	g/sec	Cair	Dose Constant	Dose	ED	Risk Constant	Risk	Constant 2	Risk/ Million
94	1.52963	7.56E-04	1.2E-03	3.46E-04	4.00E-07	0.04	1.57E-01	2.41E-09	1.0E+06	2.4E-03
95	1.85449	7.56E-04	1.4E-03	3.46E-04	4.85E-07	0.04	1.57E-01	2.93E-09	1.0E+06	2.9E-03
96	2.2446	7.56E-04	1.7E-03	3.46E-04	5.87E-07	0.04	1.57E-01	3.54E-09	1.0E+06	3.5E-03
97	2.59418	7.56E-04	2.0E-03	3.46E-04	6.79E-07	0.04	1.57E-01	4.09E-09	1.0E+06	4.1E-03
98	2.91761	7.56E-04	2.2E-03	3.46E-04	7.64E-07	0.04	1.57E-01	4.60E-09	1.0E+06	4.6E-03
99	1.04878	7.56E-04	7.9E-04	3.46E-04	2.74E-07	0.04	1.57E-01	1.65E-09	1.0E+06	1.7E-03
100	1.23553	7.56E-04	9.3E-04	3.46E-04	3.23E-07	0.04	1.57E-01	1.95E-09	1.0E+06	1.9E-03
101	1.46033	7.56E-04	1.1E-03	3.46E-04	3.82E-07	0.04	1.57E-01	2.30E-09	1.0E+06	2.3E-03
102	1.72341	7.56E-04	1.3E-03	3.46E-04	4.51E-07	0.04	1.57E-01	2.72E-09	1.0E+06	2.7E-03
103	1.96944	7.56E-04	1.5E-03	3.46E-04	5.15E-07	0.04	1.57E-01	3.11E-09	1.0E+06	3.1E-03
104	2.21281	7.56E-04	1.7E-03	3.46E-04	5.79E-07	0.04	1.57E-01	3.49E-09	1.0E+06	3.5E-03
105	2.44772	7.56E-04	1.9E-03	3.46E-04	6.41E-07	0.04	1.57E-01	3.86E-09	1.0E+06	3.9E-03
106	2.62589	7.56E-04	2.0E-03	3.46E-04	6.87E-07	0.04	1.57E-01	4.14E-09	1.0E+06	4.1E-03
107	2.84323	7.56E-04	2.1E-03	3.46E-04	7.44E-07	0.04	1.57E-01	4.48E-09	1.0E+06	4.5E-03
108	3.04933	7.56E-04	2.3E-03	3.46E-04	7.98E-07	0.04	1.57E-01	4.81E-09	1.0E+06	4.8E-03
109	0.8808	7.56E-04	6.7E-04	3.46E-04	2.31E-07	0.04	1.57E-01	1.39E-09	1.0E+06	1.4E-03
110	1.01791	7.56E-04	7.7E-04	3.46E-04	2.66E-07	0.04	1.57E-01	1.61E-09	1.0E+06	1.6E-03
111	1.17954	7.56E-04	8.9E-04	3.46E-04	3.09E-07	0.04	1.57E-01	1.86E-09	1.0E+06	1.9E-03
112	1.32907	7.56E-04	1.0E-03	3.46E-04	3.48E-07	0.04	1.57E-01	2.10E-09	1.0E+06	2.1E-03
113	1.51253	7.56E-04	1.1E-03	3.46E-04	3.96E-07	0.04	1.57E-01	2.39E-09	1.0E+06	2.4E-03
114	1.706	7.56E-04	1.3E-03	3.46E-04	4.46E-07	0.04	1.57E-01	2.69E-09	1.0E+06	2.7E-03
115	1.87428	7.56E-04	1.4E-03	3.46E-04	4.90E-07	0.04	1.57E-01	2.96E-09	1.0E+06	3.0E-03
116	2.00073	7.56E-04	1.5E-03	3.46E-04	5.24E-07	0.04	1.57E-01	3.16E-09	1.0E+06	3.2E-03
117	2.15114	7.56E-04	1.6E-03	3.46E-04	5.63E-07	0.04	1.57E-01	3.39E-09	1.0E+06	3.4E-03
118	2.28558	7.56E-04	1.7E-03	3.46E-04	5.98E-07	0.04	1.57E-01	3.61E-09	1.0E+06	3.6E-03
119	2.39859	7.56E-04	1.8E-03	3.46E-04	6.28E-07	0.04	1.57E-01	3.78E-09	1.0E+06	3.8E-03
120	2.4953	7.56E-04	1.9E-03	3.46E-04	6.53E-07	0.04	1.57E-01	3.94E-09	1.0E+06	3.9E-03
121	2.58784	7.56E-04	2.0E-03	3.46E-04	6.77E-07	0.04	1.57E-01	4.08E-09	1.0E+06	4.1E-03
122	2.65452	7.56E-04	2.0E-03	3.46E-04	6.95E-07	0.04	1.57E-01	4.19E-09	1.0E+06	4.2E-03
123	0.74804	7.56E-04	5.7E-04	3.46E-04	1.96E-07	0.04	1.57E-01	1.18E-09	1.0E+06	1.2E-03
124	0.85283	7.56E-04	6.4E-04	3.46E-04	2.23E-07	0.04	1.57E-01	1.35E-09	1.0E+06	1.3E-03

Ventura Ranch
P1 - Demolition

							Cancer Risk from 3rd Trimester			
Receptor #	Conc	g/sec	Cair	Dose Constant	Dose	ED	Risk Constant	Risk	Constant 2	Risk/ Million
125	0.97168	7.56E-04	7.3E-04	3.46E-04	2.54E-07	0.04	1.57E-01	1.53E-09	1.0E+06	1.5E-03
126	1.06587	7.56E-04	8.1E-04	3.46E-04	2.79E-07	0.04	1.57E-01	1.68E-09	1.0E+06	1.7E-03
127	1.20338	7.56E-04	9.1E-04	3.46E-04	3.15E-07	0.04	1.57E-01	1.90E-09	1.0E+06	1.9E-03
128	1.34295	7.56E-04	1.0E-03	3.46E-04	3.51E-07	0.04	1.57E-01	2.12E-09	1.0E+06	2.1E-03
129	1.41299	7.56E-04	1.1E-03	3.46E-04	3.70E-07	0.04	1.57E-01	2.23E-09	1.0E+06	2.2E-03
130	1.53063	7.56E-04	1.2E-03	3.46E-04	4.01E-07	0.04	1.57E-01	2.41E-09	1.0E+06	2.4E-03
131	1.65881	7.56E-04	1.3E-03	3.46E-04	4.34E-07	0.04	1.57E-01	2.62E-09	1.0E+06	2.6E-03
132	1.76026	7.56E-04	1.3E-03	3.46E-04	4.61E-07	0.04	1.57E-01	2.78E-09	1.0E+06	2.8E-03
133	1.85759	7.56E-04	1.4E-03	3.46E-04	4.86E-07	0.04	1.57E-01	2.93E-09	1.0E+06	2.9E-03
134	1.95212	7.56E-04	1.5E-03	3.46E-04	5.11E-07	0.04	1.57E-01	3.08E-09	1.0E+06	3.1E-03
135	2.0236	7.56E-04	1.5E-03	3.46E-04	5.30E-07	0.04	1.57E-01	3.19E-09	1.0E+06	3.2E-03
136	2.08049	7.56E-04	1.6E-03	3.46E-04	5.44E-07	0.04	1.57E-01	3.28E-09	1.0E+06	3.3E-03
137	2.13258	7.56E-04	1.6E-03	3.46E-04	5.58E-07	0.04	1.57E-01	3.36E-09	1.0E+06	3.4E-03
138	2.15709	7.56E-04	1.6E-03	3.46E-04	5.65E-07	0.04	1.57E-01	3.40E-09	1.0E+06	3.4E-03
139	0.63974	7.56E-04	4.8E-04	3.46E-04	1.67E-07	0.04	1.57E-01	1.01E-09	1.0E+06	1.0E-03
140	0.72456	7.56E-04	5.5E-04	3.46E-04	1.90E-07	0.04	1.57E-01	1.14E-09	1.0E+06	1.1E-03
141	0.80773	7.56E-04	6.1E-04	3.46E-04	2.11E-07	0.04	1.57E-01	1.27E-09	1.0E+06	1.3E-03
142	0.87872	7.56E-04	6.6E-04	3.46E-04	2.30E-07	0.04	1.57E-01	1.39E-09	1.0E+06	1.4E-03
143	0.9834	7.56E-04	7.4E-04	3.46E-04	2.57E-07	0.04	1.57E-01	1.55E-09	1.0E+06	1.6E-03
144	1.08288	7.56E-04	8.2E-04	3.46E-04	2.83E-07	0.04	1.57E-01	1.71E-09	1.0E+06	1.7E-03
145	1.12678	7.56E-04	8.5E-04	3.46E-04	2.95E-07	0.04	1.57E-01	1.78E-09	1.0E+06	1.8E-03
146	1.21648	7.56E-04	9.2E-04	3.46E-04	3.18E-07	0.04	1.57E-01	1.92E-09	1.0E+06	1.9E-03
147	1.31061	7.56E-04	9.9E-04	3.46E-04	3.43E-07	0.04	1.57E-01	2.07E-09	1.0E+06	2.1E-03
148	1.37634	7.56E-04	1.0E-03	3.46E-04	3.60E-07	0.04	1.57E-01	2.17E-09	1.0E+06	2.2E-03
149	1.45437	7.56E-04	1.1E-03	3.46E-04	3.81E-07	0.04	1.57E-01	2.29E-09	1.0E+06	2.3E-03
150	1.54019	7.56E-04	1.2E-03	3.46E-04	4.03E-07	0.04	1.57E-01	2.43E-09	1.0E+06	2.4E-03
151	1.59157	7.56E-04	1.2E-03	3.46E-04	4.17E-07	0.04	1.57E-01	2.51E-09	1.0E+06	2.5E-03
152	1.63083	7.56E-04	1.2E-03	3.46E-04	4.27E-07	0.04	1.57E-01	2.57E-09	1.0E+06	2.6E-03
153	1.69511	7.56E-04	1.3E-03	3.46E-04	4.44E-07	0.04	1.57E-01	2.67E-09	1.0E+06	2.7E-03
154	1.72577	7.56E-04	1.3E-03	3.46E-04	4.52E-07	0.04	1.57E-01	2.72E-09	1.0E+06	2.7E-03
155	0.55405	7.56E-04	4.2E-04	3.46E-04	1.45E-07	0.04	1.57E-01	8.74E-10	1.0E+06	8.7E-04

Ventura Ranch
P1 - Demolition

							Cancer Risk from 3rd Trimester			
Receptor #	Conc	g/sec	Cair	Dose Constant	Dose	ED	Risk Constant	Risk	Constant 2	Risk/ Million
156	0.61907	7.56E-04	4.7E-04	3.46E-04	1.62E-07	0.04	1.57E-01	9.76E-10	1.0E+06	9.8E-04
157	0.68356	7.56E-04	5.2E-04	3.46E-04	1.79E-07	0.04	1.57E-01	1.08E-09	1.0E+06	1.1E-03
158	0.73844	7.56E-04	5.6E-04	3.46E-04	1.93E-07	0.04	1.57E-01	1.16E-09	1.0E+06	1.2E-03
159	0.81817	7.56E-04	6.2E-04	3.46E-04	2.14E-07	0.04	1.57E-01	1.29E-09	1.0E+06	1.3E-03
160	0.88424	7.56E-04	6.7E-04	3.46E-04	2.31E-07	0.04	1.57E-01	1.39E-09	1.0E+06	1.4E-03
161	0.92196	7.56E-04	7.0E-04	3.46E-04	2.41E-07	0.04	1.57E-01	1.45E-09	1.0E+06	1.5E-03
162	0.98838	7.56E-04	7.5E-04	3.46E-04	2.59E-07	0.04	1.57E-01	1.56E-09	1.0E+06	1.6E-03
163	1.05962	7.56E-04	8.0E-04	3.46E-04	2.77E-07	0.04	1.57E-01	1.67E-09	1.0E+06	1.7E-03
164	1.10987	7.56E-04	8.4E-04	3.46E-04	2.90E-07	0.04	1.57E-01	1.75E-09	1.0E+06	1.8E-03
165	1.17084	7.56E-04	8.9E-04	3.46E-04	3.06E-07	0.04	1.57E-01	1.85E-09	1.0E+06	1.8E-03
166	1.24023	7.56E-04	9.4E-04	3.46E-04	3.25E-07	0.04	1.57E-01	1.96E-09	1.0E+06	2.0E-03
167	1.28165	7.56E-04	9.7E-04	3.46E-04	3.35E-07	0.04	1.57E-01	2.02E-09	1.0E+06	2.0E-03
168	1.30456	7.56E-04	9.9E-04	3.46E-04	3.41E-07	0.04	1.57E-01	2.06E-09	1.0E+06	2.1E-03
169	1.35649	7.56E-04	1.0E-03	3.46E-04	3.55E-07	0.04	1.57E-01	2.14E-09	1.0E+06	2.1E-03
170	1.38312	7.56E-04	1.0E-03	3.46E-04	3.62E-07	0.04	1.57E-01	2.18E-09	1.0E+06	2.2E-03
171	0.48436	7.56E-04	3.7E-04	3.46E-04	1.27E-07	0.04	1.57E-01	7.64E-10	1.0E+06	7.6E-04
172	0.53578	7.56E-04	4.1E-04	3.46E-04	1.40E-07	0.04	1.57E-01	8.45E-10	1.0E+06	8.5E-04
173	0.58716	7.56E-04	4.4E-04	3.46E-04	1.54E-07	0.04	1.57E-01	9.26E-10	1.0E+06	9.3E-04
174	0.63369	7.56E-04	4.8E-04	3.46E-04	1.66E-07	0.04	1.57E-01	1.00E-09	1.0E+06	1.0E-03
175	0.69028	7.56E-04	5.2E-04	3.46E-04	1.81E-07	0.04	1.57E-01	1.09E-09	1.0E+06	1.1E-03
176	0.74113	7.56E-04	5.6E-04	3.46E-04	1.94E-07	0.04	1.57E-01	1.17E-09	1.0E+06	1.2E-03
177	0.7687	7.56E-04	5.8E-04	3.46E-04	2.01E-07	0.04	1.57E-01	1.21E-09	1.0E+06	1.2E-03
178	0.81708	7.56E-04	6.2E-04	3.46E-04	2.14E-07	0.04	1.57E-01	1.29E-09	1.0E+06	1.3E-03
179	0.8709	7.56E-04	6.6E-04	3.46E-04	2.28E-07	0.04	1.57E-01	1.37E-09	1.0E+06	1.4E-03
180	0.90937	7.56E-04	6.9E-04	3.46E-04	2.38E-07	0.04	1.57E-01	1.43E-09	1.0E+06	1.4E-03
181	0.95598	7.56E-04	7.2E-04	3.46E-04	2.50E-07	0.04	1.57E-01	1.51E-09	1.0E+06	1.5E-03
182	1.013	7.56E-04	7.7E-04	3.46E-04	2.65E-07	0.04	1.57E-01	1.60E-09	1.0E+06	1.6E-03
183	1.04766	7.56E-04	7.9E-04	3.46E-04	2.74E-07	0.04	1.57E-01	1.65E-09	1.0E+06	1.7E-03
184	1.06315	7.56E-04	8.0E-04	3.46E-04	2.78E-07	0.04	1.57E-01	1.68E-09	1.0E+06	1.7E-03
185	1.10364	7.56E-04	8.3E-04	3.46E-04	2.89E-07	0.04	1.57E-01	1.74E-09	1.0E+06	1.7E-03
186	1.12342	7.56E-04	8.5E-04	3.46E-04	2.94E-07	0.04	1.57E-01	1.77E-09	1.0E+06	1.8E-03

Ventura Ranch
P1 - Demolition

		Cancer Risk from 3rd Trimester								
Receptor #	Conc	g/sec	Cair	Dose Constant	Dose	ED	Risk Constant	Risk	Constant 2	Risk/ Million
187	0.42723	7.56E-04	3.2E-04	3.46E-04	1.12E-07	0.04	1.57E-01	6.74E-10	1.0E+06	6.7E-04
188	0.46855	7.56E-04	3.5E-04	3.46E-04	1.23E-07	0.04	1.57E-01	7.39E-10	1.0E+06	7.4E-04
189	0.5098	7.56E-04	3.9E-04	3.46E-04	1.33E-07	0.04	1.57E-01	8.04E-10	1.0E+06	8.0E-04
190	0.54728	7.56E-04	4.1E-04	3.46E-04	1.43E-07	0.04	1.57E-01	8.63E-10	1.0E+06	8.6E-04
191	0.5909	7.56E-04	4.5E-04	3.46E-04	1.55E-07	0.04	1.57E-01	9.32E-10	1.0E+06	9.3E-04
192	0.63024	7.56E-04	4.8E-04	3.46E-04	1.65E-07	0.04	1.57E-01	9.94E-10	1.0E+06	9.9E-04
193	0.64874	7.56E-04	4.9E-04	3.46E-04	1.70E-07	0.04	1.57E-01	1.02E-09	1.0E+06	1.0E-03
194	0.68461	7.56E-04	5.2E-04	3.46E-04	1.79E-07	0.04	1.57E-01	1.08E-09	1.0E+06	1.1E-03
195	0.72683	7.56E-04	5.5E-04	3.46E-04	1.90E-07	0.04	1.57E-01	1.15E-09	1.0E+06	1.1E-03
196	0.75719	7.56E-04	5.7E-04	3.46E-04	1.98E-07	0.04	1.57E-01	1.19E-09	1.0E+06	1.2E-03
197	0.79411	7.56E-04	6.0E-04	3.46E-04	2.08E-07	0.04	1.57E-01	1.25E-09	1.0E+06	1.3E-03
198	0.84119	7.56E-04	6.4E-04	3.46E-04	2.20E-07	0.04	1.57E-01	1.33E-09	1.0E+06	1.3E-03
199	0.87108	7.56E-04	6.6E-04	3.46E-04	2.28E-07	0.04	1.57E-01	1.37E-09	1.0E+06	1.4E-03
200	0.87889	7.56E-04	6.6E-04	3.46E-04	2.30E-07	0.04	1.57E-01	1.39E-09	1.0E+06	1.4E-03
201	0.91381	7.56E-04	6.9E-04	3.46E-04	2.39E-07	0.04	1.57E-01	1.44E-09	1.0E+06	1.4E-03
202	0.93017	7.56E-04	7.0E-04	3.46E-04	2.43E-07	0.04	1.57E-01	1.47E-09	1.0E+06	1.5E-03
203	0.38015	7.56E-04	2.9E-04	3.46E-04	9.95E-08	0.04	1.57E-01	6.00E-10	1.0E+06	6.0E-04
204	0.41386	7.56E-04	3.1E-04	3.46E-04	1.08E-07	0.04	1.57E-01	6.53E-10	1.0E+06	6.5E-04
205	0.44786	7.56E-04	3.4E-04	3.46E-04	1.17E-07	0.04	1.57E-01	7.06E-10	1.0E+06	7.1E-04
206	0.4785	7.56E-04	3.6E-04	3.46E-04	1.25E-07	0.04	1.57E-01	7.55E-10	1.0E+06	7.5E-04
207	0.51178	7.56E-04	3.9E-04	3.46E-04	1.34E-07	0.04	1.57E-01	8.07E-10	1.0E+06	8.1E-04
208	0.54249	7.56E-04	4.1E-04	3.46E-04	1.42E-07	0.04	1.57E-01	8.56E-10	1.0E+06	8.6E-04
209	0.5551	7.56E-04	4.2E-04	3.46E-04	1.45E-07	0.04	1.57E-01	8.76E-10	1.0E+06	8.8E-04
210	0.58064	7.56E-04	4.4E-04	3.46E-04	1.52E-07	0.04	1.57E-01	9.16E-10	1.0E+06	9.2E-04
211	0.61337	7.56E-04	4.6E-04	3.46E-04	1.61E-07	0.04	1.57E-01	9.67E-10	1.0E+06	9.7E-04
212	0.64026	7.56E-04	4.8E-04	3.46E-04	1.68E-07	0.04	1.57E-01	1.01E-09	1.0E+06	1.0E-03
213	0.67163	7.56E-04	5.1E-04	3.46E-04	1.76E-07	0.04	1.57E-01	1.06E-09	1.0E+06	1.1E-03
214	0.71055	7.56E-04	5.4E-04	3.46E-04	1.86E-07	0.04	1.57E-01	1.12E-09	1.0E+06	1.1E-03
215	0.7345	7.56E-04	5.6E-04	3.46E-04	1.92E-07	0.04	1.57E-01	1.16E-09	1.0E+06	1.2E-03
216	0.73728	7.56E-04	5.6E-04	3.46E-04	1.93E-07	0.04	1.57E-01	1.16E-09	1.0E+06	1.2E-03
217	0.76748	7.56E-04	5.8E-04	3.46E-04	2.01E-07	0.04	1.57E-01	1.21E-09	1.0E+06	1.2E-03

Ventura Ranch
P1 - Demolition

		Cancer Risk from 3rd Trimester								
Receptor #	Conc	g/sec	Cair	Dose Constant	Dose	ED	Risk Constant	Risk	Constant 2	Risk/ Million
218	0.78502	7.56E-04	5.9E-04	3.46E-04	2.05E-07	0.04	1.57E-01	1.24E-09	1.0E+06	1.2E-03
219	0.34062	7.56E-04	2.6E-04	3.46E-04	8.91E-08	0.04	1.57E-01	5.37E-10	1.0E+06	5.4E-04
220	0.36872	7.56E-04	2.8E-04	3.46E-04	9.65E-08	0.04	1.57E-01	5.82E-10	1.0E+06	5.8E-04
221	0.39674	7.56E-04	3.0E-04	3.46E-04	1.04E-07	0.04	1.57E-01	6.26E-10	1.0E+06	6.3E-04
222	0.42229	7.56E-04	3.2E-04	3.46E-04	1.11E-07	0.04	1.57E-01	6.66E-10	1.0E+06	6.7E-04
223	0.44791	7.56E-04	3.4E-04	3.46E-04	1.17E-07	0.04	1.57E-01	7.07E-10	1.0E+06	7.1E-04
224	0.47115	7.56E-04	3.6E-04	3.46E-04	1.23E-07	0.04	1.57E-01	7.43E-10	1.0E+06	7.4E-04
225	0.48248	7.56E-04	3.6E-04	3.46E-04	1.26E-07	0.04	1.57E-01	7.61E-10	1.0E+06	7.6E-04
226	0.49852	7.56E-04	3.8E-04	3.46E-04	1.30E-07	0.04	1.57E-01	7.86E-10	1.0E+06	7.9E-04
227	0.52437	7.56E-04	4.0E-04	3.46E-04	1.37E-07	0.04	1.57E-01	8.27E-10	1.0E+06	8.3E-04
228	0.54774	7.56E-04	4.1E-04	3.46E-04	1.43E-07	0.04	1.57E-01	8.64E-10	1.0E+06	8.6E-04
229	0.5768	7.56E-04	4.4E-04	3.46E-04	1.51E-07	0.04	1.57E-01	9.10E-10	1.0E+06	9.1E-04
230	0.6075	7.56E-04	4.6E-04	3.46E-04	1.59E-07	0.04	1.57E-01	9.58E-10	1.0E+06	9.6E-04
231	0.61681	7.56E-04	4.7E-04	3.46E-04	1.61E-07	0.04	1.57E-01	9.73E-10	1.0E+06	9.7E-04
232	0.62566	7.56E-04	4.7E-04	3.46E-04	1.64E-07	0.04	1.57E-01	9.87E-10	1.0E+06	9.9E-04
233	0.65316	7.56E-04	4.9E-04	3.46E-04	1.71E-07	0.04	1.57E-01	1.03E-09	1.0E+06	1.0E-03
234	0.66851	7.56E-04	5.1E-04	3.46E-04	1.75E-07	0.04	1.57E-01	1.05E-09	1.0E+06	1.1E-03
235	0.31119	7.56E-04	2.4E-04	3.46E-04	8.14E-08	0.04	1.57E-01	4.91E-10	1.0E+06	4.9E-04
236	0.33083	7.56E-04	2.5E-04	3.46E-04	8.66E-08	0.04	1.57E-01	5.22E-10	1.0E+06	5.2E-04
237	0.35816	7.56E-04	2.7E-04	3.46E-04	9.37E-08	0.04	1.57E-01	5.65E-10	1.0E+06	5.6E-04
238	0.3765	7.56E-04	2.8E-04	3.46E-04	9.85E-08	0.04	1.57E-01	5.94E-10	1.0E+06	5.9E-04
239	0.39541	7.56E-04	3.0E-04	3.46E-04	1.03E-07	0.04	1.57E-01	6.24E-10	1.0E+06	6.2E-04
240	0.41451	7.56E-04	3.1E-04	3.46E-04	1.08E-07	0.04	1.57E-01	6.54E-10	1.0E+06	6.5E-04
241	0.42608	7.56E-04	3.2E-04	3.46E-04	1.12E-07	0.04	1.57E-01	6.72E-10	1.0E+06	6.7E-04
242	0.4323	7.56E-04	3.3E-04	3.46E-04	1.13E-07	0.04	1.57E-01	6.82E-10	1.0E+06	6.8E-04
243	0.45465	7.56E-04	3.4E-04	3.46E-04	1.19E-07	0.04	1.57E-01	7.17E-10	1.0E+06	7.2E-04
244	0.47503	7.56E-04	3.6E-04	3.46E-04	1.24E-07	0.04	1.57E-01	7.49E-10	1.0E+06	7.5E-04
245	0.50024	7.56E-04	3.8E-04	3.46E-04	1.31E-07	0.04	1.57E-01	7.89E-10	1.0E+06	7.9E-04
246	0.52466	7.56E-04	4.0E-04	3.46E-04	1.37E-07	0.04	1.57E-01	8.28E-10	1.0E+06	8.3E-04
247	0.5183	7.56E-04	3.9E-04	3.46E-04	1.36E-07	0.04	1.57E-01	8.18E-10	1.0E+06	8.2E-04
248	0.53867	7.56E-04	4.1E-04	3.46E-04	1.41E-07	0.04	1.57E-01	8.50E-10	1.0E+06	8.5E-04

Ventura Ranch
P1 - Demolition

							Cancer Risk from 3rd Trimester			
Receptor #	Conc	g/sec	Cair	Dose Constant	Dose	ED	Risk Constant	Risk	Constant 2	Risk/ Million
249	0.56063	7.56E-04	4.2E-04	3.46E-04	1.47E-07	0.04	1.57E-01	8.84E-10	1.0E+06	8.8E-04
250	0.57479	7.56E-04	4.3E-04	3.46E-04	1.50E-07	0.04	1.57E-01	9.07E-10	1.0E+06	9.1E-04
251	0.28299	7.56E-04	2.1E-04	3.46E-04	7.41E-08	0.04	1.57E-01	4.46E-10	1.0E+06	4.5E-04
252	0.30243	7.56E-04	2.3E-04	3.46E-04	7.91E-08	0.04	1.57E-01	4.77E-10	1.0E+06	4.8E-04
253	0.32272	7.56E-04	2.4E-04	3.46E-04	8.45E-08	0.04	1.57E-01	5.09E-10	1.0E+06	5.1E-04
254	0.33968	7.56E-04	2.6E-04	3.46E-04	8.89E-08	0.04	1.57E-01	5.36E-10	1.0E+06	5.4E-04
255	0.3522	7.56E-04	2.7E-04	3.46E-04	9.22E-08	0.04	1.57E-01	5.56E-10	1.0E+06	5.6E-04
256	0.36844	7.56E-04	2.8E-04	3.46E-04	9.64E-08	0.04	1.57E-01	5.81E-10	1.0E+06	5.8E-04
257	0.37947	7.56E-04	2.9E-04	3.46E-04	9.93E-08	0.04	1.57E-01	5.99E-10	1.0E+06	6.0E-04
258	0.38048	7.56E-04	2.9E-04	3.46E-04	9.96E-08	0.04	1.57E-01	6.00E-10	1.0E+06	6.0E-04
259	0.39745	7.56E-04	3.0E-04	3.46E-04	1.04E-07	0.04	1.57E-01	6.27E-10	1.0E+06	6.3E-04
260	0.41469	7.56E-04	3.1E-04	3.46E-04	1.09E-07	0.04	1.57E-01	6.54E-10	1.0E+06	6.5E-04
261	0.43485	7.56E-04	3.3E-04	3.46E-04	1.14E-07	0.04	1.57E-01	6.86E-10	1.0E+06	6.9E-04
262	0.45609	7.56E-04	3.4E-04	3.46E-04	1.19E-07	0.04	1.57E-01	7.19E-10	1.0E+06	7.2E-04
263	0.44798	7.56E-04	3.4E-04	3.46E-04	1.17E-07	0.04	1.57E-01	7.07E-10	1.0E+06	7.1E-04
264	0.47072	7.56E-04	3.6E-04	3.46E-04	1.23E-07	0.04	1.57E-01	7.42E-10	1.0E+06	7.4E-04
265	0.48163	7.56E-04	3.6E-04	3.46E-04	1.26E-07	0.04	1.57E-01	7.60E-10	1.0E+06	7.6E-04
266	0.49264	7.56E-04	3.7E-04	3.46E-04	1.29E-07	0.04	1.57E-01	7.77E-10	1.0E+06	7.8E-04
267	0.25648	7.56E-04	1.9E-04	3.46E-04	6.71E-08	0.04	1.57E-01	4.05E-10	1.0E+06	4.0E-04
268	0.27491	7.56E-04	2.1E-04	3.46E-04	7.19E-08	0.04	1.57E-01	4.34E-10	1.0E+06	4.3E-04
269	0.29285	7.56E-04	2.2E-04	3.46E-04	7.66E-08	0.04	1.57E-01	4.62E-10	1.0E+06	4.6E-04
270	0.30885	7.56E-04	2.3E-04	3.46E-04	8.08E-08	0.04	1.57E-01	4.87E-10	1.0E+06	4.9E-04
271	0.31688	7.56E-04	2.4E-04	3.46E-04	8.29E-08	0.04	1.57E-01	5.00E-10	1.0E+06	5.0E-04
272	0.32957	7.56E-04	2.5E-04	3.46E-04	8.62E-08	0.04	1.57E-01	5.20E-10	1.0E+06	5.2E-04
273	0.33925	7.56E-04	2.6E-04	3.46E-04	8.88E-08	0.04	1.57E-01	5.35E-10	1.0E+06	5.4E-04
274	0.34234	7.56E-04	2.6E-04	3.46E-04	8.96E-08	0.04	1.57E-01	5.40E-10	1.0E+06	5.4E-04
275	0.3499	7.56E-04	2.6E-04	3.46E-04	9.16E-08	0.04	1.57E-01	5.52E-10	1.0E+06	5.5E-04
276	0.36602	7.56E-04	2.8E-04	3.46E-04	9.58E-08	0.04	1.57E-01	5.77E-10	1.0E+06	5.8E-04
277	0.37665	7.56E-04	2.8E-04	3.46E-04	9.86E-08	0.04	1.57E-01	5.94E-10	1.0E+06	5.9E-04
278	0.38645	7.56E-04	2.9E-04	3.46E-04	1.01E-07	0.04	1.57E-01	6.10E-10	1.0E+06	6.1E-04
279	0.39846	7.56E-04	3.0E-04	3.46E-04	1.04E-07	0.04	1.57E-01	6.29E-10	1.0E+06	6.3E-04

Ventura Ranch
P1 - Demolition

		Cancer Risk from 3rd Trimester								
Receptor #	Conc	g/sec	Cair	Dose Constant	Dose	ED	Risk Constant	Risk	Constant 2	Risk/ Million
280	0.41669	7.56E-04	3.2E-04	3.46E-04	1.09E-07	0.04	1.57E-01	6.57E-10	1.0E+06	6.6E-04
281	0.42566	7.56E-04	3.2E-04	3.46E-04	1.11E-07	0.04	1.57E-01	6.71E-10	1.0E+06	6.7E-04
282	0.43881	7.56E-04	3.3E-04	3.46E-04	1.15E-07	0.04	1.57E-01	6.92E-10	1.0E+06	6.9E-04
283	0.23771	7.56E-04	1.8E-04	3.46E-04	6.22E-08	0.04	1.57E-01	3.75E-10	1.0E+06	3.7E-04
284	0.25168	7.56E-04	1.9E-04	3.46E-04	6.59E-08	0.04	1.57E-01	3.97E-10	1.0E+06	4.0E-04
285	0.26758	7.56E-04	2.0E-04	3.46E-04	7.00E-08	0.04	1.57E-01	4.22E-10	1.0E+06	4.2E-04
286	0.28162	7.56E-04	2.1E-04	3.46E-04	7.37E-08	0.04	1.57E-01	4.44E-10	1.0E+06	4.4E-04
287	0.28924	7.56E-04	2.2E-04	3.46E-04	7.57E-08	0.04	1.57E-01	4.56E-10	1.0E+06	4.6E-04
288	0.29673	7.56E-04	2.2E-04	3.46E-04	7.77E-08	0.04	1.57E-01	4.68E-10	1.0E+06	4.7E-04
289	0.30617	7.56E-04	2.3E-04	3.46E-04	8.01E-08	0.04	1.57E-01	4.83E-10	1.0E+06	4.8E-04
290	0.31176	7.56E-04	2.4E-04	3.46E-04	8.16E-08	0.04	1.57E-01	4.92E-10	1.0E+06	4.9E-04
291	0.31258	7.56E-04	2.4E-04	3.46E-04	8.18E-08	0.04	1.57E-01	4.93E-10	1.0E+06	4.9E-04
292	0.32575	7.56E-04	2.5E-04	3.46E-04	8.52E-08	0.04	1.57E-01	5.14E-10	1.0E+06	5.1E-04
293	0.33515	7.56E-04	2.5E-04	3.46E-04	8.77E-08	0.04	1.57E-01	5.29E-10	1.0E+06	5.3E-04
294	0.34566	7.56E-04	2.6E-04	3.46E-04	9.05E-08	0.04	1.57E-01	5.45E-10	1.0E+06	5.5E-04
295	0.35746	7.56E-04	2.7E-04	3.46E-04	9.35E-08	0.04	1.57E-01	5.64E-10	1.0E+06	5.6E-04
296	0.37124	7.56E-04	2.8E-04	3.46E-04	9.72E-08	0.04	1.57E-01	5.86E-10	1.0E+06	5.9E-04
297	0.38102	7.56E-04	2.9E-04	3.46E-04	9.97E-08	0.04	1.57E-01	6.01E-10	1.0E+06	6.0E-04
298	0.39114	7.56E-04	3.0E-04	3.46E-04	1.02E-07	0.04	1.57E-01	6.17E-10	1.0E+06	6.2E-04
299	0.23221	7.56E-04	1.8E-04	3.46E-04	6.08E-08	0.04	1.57E-01	3.66E-10	1.0E+06	3.7E-04
300	0.24561	7.56E-04	1.9E-04	3.46E-04	6.43E-08	0.04	1.57E-01	3.87E-10	1.0E+06	3.9E-04
301	0.25855	7.56E-04	2.0E-04	3.46E-04	6.77E-08	0.04	1.57E-01	4.08E-10	1.0E+06	4.1E-04
302	0.26833	7.56E-04	2.0E-04	3.46E-04	7.02E-08	0.04	1.57E-01	4.23E-10	1.0E+06	4.2E-04
303	0.27404	7.56E-04	2.1E-04	3.46E-04	7.17E-08	0.04	1.57E-01	4.32E-10	1.0E+06	4.3E-04
304	0.27788	7.56E-04	2.1E-04	3.46E-04	7.27E-08	0.04	1.57E-01	4.38E-10	1.0E+06	4.4E-04
305	0.28153	7.56E-04	2.1E-04	3.46E-04	7.37E-08	0.04	1.57E-01	4.44E-10	1.0E+06	4.4E-04
306	0.28482	7.56E-04	2.2E-04	3.46E-04	7.45E-08	0.04	1.57E-01	4.49E-10	1.0E+06	4.5E-04
307	0.29299	7.56E-04	2.2E-04	3.46E-04	7.67E-08	0.04	1.57E-01	4.62E-10	1.0E+06	4.6E-04
308	0.30212	7.56E-04	2.3E-04	3.46E-04	7.91E-08	0.04	1.57E-01	4.77E-10	1.0E+06	4.8E-04

Ventura Ranch
P1 - Demolition

							Cancer Risk from 3rd Trimester			
Receptor #	Conc	g/sec	Cair	Dose Constant	Dose	ED	Risk Constant	Risk	Constant 2	Risk/ Million
309	0.3093	7.56E-04	2.3E-04	3.46E-04	8.09E-08	0.04	1.57E-01	4.88E-10	1.0E+06	4.9E-04
310	0.32008	7.56E-04	2.4E-04	3.46E-04	8.38E-08	0.04	1.57E-01	5.05E-10	1.0E+06	5.0E-04
311	0.33445	7.56E-04	2.5E-04	3.46E-04	8.75E-08	0.04	1.57E-01	5.28E-10	1.0E+06	5.3E-04
312	0.34738	7.56E-04	2.6E-04	3.46E-04	9.09E-08	0.04	1.57E-01	5.48E-10	1.0E+06	5.5E-04
313	0.34887	7.56E-04	2.6E-04	3.46E-04	9.13E-08	0.04	1.57E-01	5.50E-10	1.0E+06	5.5E-04
314	0.21428	7.56E-04	1.6E-04	3.46E-04	5.61E-08	0.04	1.57E-01	3.38E-10	1.0E+06	3.4E-04
315	0.22616	7.56E-04	1.7E-04	3.46E-04	5.92E-08	0.04	1.57E-01	3.57E-10	1.0E+06	3.6E-04
316	0.23786	7.56E-04	1.8E-04	3.46E-04	6.22E-08	0.04	1.57E-01	3.75E-10	1.0E+06	3.8E-04
317	0.24673	7.56E-04	1.9E-04	3.46E-04	6.46E-08	0.04	1.57E-01	3.89E-10	1.0E+06	3.9E-04
318	0.24718	7.56E-04	1.9E-04	3.46E-04	6.47E-08	0.04	1.57E-01	3.90E-10	1.0E+06	3.9E-04
319	0.25347	7.56E-04	1.9E-04	3.46E-04	6.63E-08	0.04	1.57E-01	4.00E-10	1.0E+06	4.0E-04
320	0.25813	7.56E-04	2.0E-04	3.46E-04	6.76E-08	0.04	1.57E-01	4.07E-10	1.0E+06	4.1E-04
321	0.25614	7.56E-04	1.9E-04	3.46E-04	6.70E-08	0.04	1.57E-01	4.04E-10	1.0E+06	4.0E-04
322	0.26538	7.56E-04	2.0E-04	3.46E-04	6.94E-08	0.04	1.57E-01	4.19E-10	1.0E+06	4.2E-04
323	0.27424	7.56E-04	2.1E-04	3.46E-04	7.18E-08	0.04	1.57E-01	4.33E-10	1.0E+06	4.3E-04
324	0.28089	7.56E-04	2.1E-04	3.46E-04	7.35E-08	0.04	1.57E-01	4.43E-10	1.0E+06	4.4E-04
325	0.28925	7.56E-04	2.2E-04	3.46E-04	7.57E-08	0.04	1.57E-01	4.56E-10	1.0E+06	4.6E-04
326	0.30245	7.56E-04	2.3E-04	3.46E-04	7.91E-08	0.04	1.57E-01	4.77E-10	1.0E+06	4.8E-04
327	0.3137	7.56E-04	2.4E-04	3.46E-04	8.21E-08	0.04	1.57E-01	4.95E-10	1.0E+06	4.9E-04
328	0.31259	7.56E-04	2.4E-04	3.46E-04	8.18E-08	0.04	1.57E-01	4.93E-10	1.0E+06	4.9E-04
329	0.20133	7.56E-04	1.5E-04	3.46E-04	5.27E-08	0.04	1.57E-01	3.18E-10	1.0E+06	3.2E-04
330	0.2092	7.56E-04	1.6E-04	3.46E-04	5.47E-08	0.04	1.57E-01	3.30E-10	1.0E+06	3.3E-04
331	0.21951	7.56E-04	1.7E-04	3.46E-04	5.74E-08	0.04	1.57E-01	3.46E-10	1.0E+06	3.5E-04
332	0.22741	7.56E-04	1.7E-04	3.46E-04	5.95E-08	0.04	1.57E-01	3.59E-10	1.0E+06	3.6E-04
333	0.22848	7.56E-04	1.7E-04	3.46E-04	5.98E-08	0.04	1.57E-01	3.60E-10	1.0E+06	3.6E-04
334	0.23343	7.56E-04	1.8E-04	3.46E-04	6.11E-08	0.04	1.57E-01	3.68E-10	1.0E+06	3.7E-04
335	0.23806	7.56E-04	1.8E-04	3.46E-04	6.23E-08	0.04	1.57E-01	3.76E-10	1.0E+06	3.8E-04
336	0.23618	7.56E-04	1.8E-04	3.46E-04	6.18E-08	0.04	1.57E-01	3.73E-10	1.0E+06	3.7E-04
337	0.24304	7.56E-04	1.8E-04	3.46E-04	6.36E-08	0.04	1.57E-01	3.83E-10	1.0E+06	3.8E-04
338	0.25167	7.56E-04	1.9E-04	3.46E-04	6.59E-08	0.04	1.57E-01	3.97E-10	1.0E+06	4.0E-04
339	0.25808	7.56E-04	2.0E-04	3.46E-04	6.75E-08	0.04	1.57E-01	4.07E-10	1.0E+06	4.1E-04

Ventura Ranch
P1 - Demolition

		Cancer Risk from 3rd Trimester								
Receptor #	Conc	g/sec	Cair	Dose Constant	Dose	ED	Risk Constant	Risk	Constant 2	Risk/ Million
340	0.26332	7.56E-04	2.0E-04	3.46E-04	6.89E-08	0.04	1.57E-01	4.15E-10	1.0E+06	4.2E-04
341	0.27491	7.56E-04	2.1E-04	3.46E-04	7.19E-08	0.04	1.57E-01	4.34E-10	1.0E+06	4.3E-04
342	0.28454	7.56E-04	2.2E-04	3.46E-04	7.45E-08	0.04	1.57E-01	4.49E-10	1.0E+06	4.5E-04
343	0.28186	7.56E-04	2.1E-04	3.46E-04	7.38E-08	0.04	1.57E-01	4.45E-10	1.0E+06	4.4E-04
344	0.27766	7.56E-04	2.1E-04	3.46E-04	7.27E-08	0.04	1.57E-01	4.38E-10	1.0E+06	4.4E-04
345	0.18768	7.56E-04	1.4E-04	3.46E-04	4.91E-08	0.04	1.57E-01	2.96E-10	1.0E+06	3.0E-04
346	0.19442	7.56E-04	1.5E-04	3.46E-04	5.09E-08	0.04	1.57E-01	3.07E-10	1.0E+06	3.1E-04
347	0.20348	7.56E-04	1.5E-04	3.46E-04	5.32E-08	0.04	1.57E-01	3.21E-10	1.0E+06	3.2E-04
348	0.21055	7.56E-04	1.6E-04	3.46E-04	5.51E-08	0.04	1.57E-01	3.32E-10	1.0E+06	3.3E-04
349	0.21271	7.56E-04	1.6E-04	3.46E-04	5.57E-08	0.04	1.57E-01	3.36E-10	1.0E+06	3.4E-04
350	0.21634	7.56E-04	1.6E-04	3.46E-04	5.66E-08	0.04	1.57E-01	3.41E-10	1.0E+06	3.4E-04
351	0.22023	7.56E-04	1.7E-04	3.46E-04	5.76E-08	0.04	1.57E-01	3.47E-10	1.0E+06	3.5E-04
352	0.22047	7.56E-04	1.7E-04	3.46E-04	5.77E-08	0.04	1.57E-01	3.48E-10	1.0E+06	3.5E-04
353	0.22449	7.56E-04	1.7E-04	3.46E-04	5.87E-08	0.04	1.57E-01	3.54E-10	1.0E+06	3.5E-04
354	0.23214	7.56E-04	1.8E-04	3.46E-04	6.08E-08	0.04	1.57E-01	3.66E-10	1.0E+06	3.7E-04
355	0.23802	7.56E-04	1.8E-04	3.46E-04	6.23E-08	0.04	1.57E-01	3.75E-10	1.0E+06	3.8E-04
356	0.2411	7.56E-04	1.8E-04	3.46E-04	6.31E-08	0.04	1.57E-01	3.80E-10	1.0E+06	3.8E-04
357	0.25146	7.56E-04	1.9E-04	3.46E-04	6.58E-08	0.04	1.57E-01	3.97E-10	1.0E+06	4.0E-04
358	0.25985	7.56E-04	2.0E-04	3.46E-04	6.80E-08	0.04	1.57E-01	4.10E-10	1.0E+06	4.1E-04
359	0.25944	7.56E-04	2.0E-04	3.46E-04	6.79E-08	0.04	1.57E-01	4.09E-10	1.0E+06	4.1E-04
360	0.25068	7.56E-04	1.9E-04	3.46E-04	6.56E-08	0.04	1.57E-01	3.95E-10	1.0E+06	4.0E-04

Ventura Ranch
P1 - Demolition

Max Cancer Risk Cancer Risk	
Receptor #	**Total Risk/ Million**
1	6.5E-03
2	5.1E-03
3	4.0E-03
4	3.1E-03
5	2.3E-03
6	1.8E-03
7	1.4E-03
8	1.1E-03
9	8.8E-04
10	6.6E-04
11	5.6E-04
12	5.0E-04
13	4.5E-04
14	4.1E-04
15	3.7E-04
16	3.4E-04
17	3.0E-04
18	2.8E-04
19	2.5E-04
20	2.3E-04
21	2.1E-04
22	1.4E-03
23	1.1E-03
24	8.8E-04
25	6.7E-04
26	5.8E-04
27	5.2E-04
28	4.7E-04
29	4.2E-04
30	3.9E-04
31	3.4E-04

Max	**Receptor #**	
0.214	86	Res

Chronic Non Cancer Risk	
REL	**HI Offroad**
5	6.20E-04
5	4.91E-04
5	3.81E-04
5	2.93E-04
5	2.23E-04
5	1.70E-04
5	1.32E-04
5	1.04E-04
5	8.42E-05
5	6.30E-05
5	5.41E-05
5	4.78E-05
5	4.29E-05
5	3.89E-05
5	3.57E-05
5	3.29E-05
5	2.85E-05
5	2.67E-05
5	2.38E-05
5	2.20E-05
5	2.00E-05
5	1.31E-04
5	1.03E-04
5	8.40E-05
5	6.41E-05
5	5.58E-05
5	4.96E-05
5	4.46E-05
5	4.07E-05
5	3.78E-05
5	3.27E-05

Max	**Receptor #**	
2.050E-02	86	Res

Ventura Ranch
P1 - Demolition

Max Cancer Risk Cancer Risk	
Receptor #	Total Risk/ Million
32	2.7E-04
33	2.6E-04
34	2.6E-04
35	4.6E-04
36	4.1E-04
37	2.0E-02
38	2.0E-02
39	1.8E-02
40	1.5E-02
41	2.4E-02
42	2.3E-02
43	2.1E-02
44	1.8E-02
45	1.4E-02
46	1.0E-03
47	8.9E-04
48	2.8E-02
49	2.5E-02
50	2.1E-02
51	1.6E-02
52	1.1E-03
53	9.4E-04
54	8.4E-04
55	3.0E-02
56	2.5E-02
57	1.8E-02
58	1.3E-02
59	1.2E-03
60	1.0E-03
61	9.0E-04
62	1.2E-03

Chronic Non Cancer Risk	
REL	HI Offroad
5	2.61E-05
5	2.50E-05
5	2.48E-05
5	4.42E-05
5	3.96E-05
5	1.95E-03
5	1.89E-03
5	1.71E-03
5	1.45E-03
5	2.27E-03
5	2.22E-03
5	2.01E-03
5	1.69E-03
5	1.34E-03
5	9.84E-05
5	8.50E-05
5	2.64E-03
5	2.40E-03
5	2.00E-03
5	1.53E-03
5	1.04E-04
5	9.02E-05
5	8.03E-05
5	2.87E-03
5	2.38E-03
5	1.77E-03
5	1.21E-03
5	1.11E-04
5	9.68E-05
5	8.59E-05
5	1.19E-04

Ventura Ranch
P1 - Demolition

Max Cancer Risk Cancer Risk	
Receptor #	Total Risk/ Million
63	1.1E-03
64	9.6E-04
65	1.2E-03
66	6.8E-02
67	6.3E-02
68	5.4E-04
69	4.7E-04
70	4.1E-04
71	3.7E-04
72	9.3E-02
73	8.7E-02
74	6.8E-04
75	6.0E-04
76	5.2E-04
77	4.6E-04
78	4.3E-04
79	1.4E-01
80	1.3E-01
81	7.7E-04
82	6.9E-04
83	6.3E-04
84	5.9E-04
85	5.3E-04
86	2.1E-01
87	2.0E-01
88	8.4E-04
89	4.0E-03
90	2.5E-03
91	3.1E-03
92	3.8E-03
93	2.0E-03

Chronic Non Cancer Risk	
REL	HI Offroad
5	1.04E-04
5	9.20E-05
5	1.13E-04
5	6.47E-03
5	6.04E-03
5	5.16E-05
5	4.46E-05
5	3.95E-05
5	3.59E-05
5	8.91E-03
5	8.31E-03
5	6.51E-05
5	5.76E-05
5	5.00E-05
5	4.42E-05
5	4.09E-05
5	1.30E-02
5	1.21E-02
5	7.39E-05
5	6.64E-05
5	6.06E-05
5	5.67E-05
5	5.04E-05
5	2.05E-02
5	1.96E-02
5	8.05E-05
5	3.85E-04
5	2.36E-04
5	2.93E-04
5	3.68E-04
5	1.92E-04

Ventura Ranch
P1 - Demolition

Max Cancer Risk Cancer Risk		*Chronic Non Cancer Risk*	
Receptor #	Total Risk/ Million	REL	HI Offroad
94	2.4E-03	5	2.31E-04
95	2.9E-03	5	2.80E-04
96	3.5E-03	5	3.39E-04
97	4.1E-03	5	3.92E-04
98	4.6E-03	5	4.41E-04
99	1.7E-03	5	1.59E-04
100	1.9E-03	5	1.87E-04
101	2.3E-03	5	2.21E-04
102	2.7E-03	5	2.61E-04
103	3.1E-03	5	2.98E-04
104	3.5E-03	5	3.35E-04
105	3.9E-03	5	3.70E-04
106	4.1E-03	5	3.97E-04
107	4.5E-03	5	4.30E-04
108	4.8E-03	5	4.61E-04
109	1.4E-03	5	1.33E-04
110	1.6E-03	5	1.54E-04
111	1.9E-03	5	1.78E-04
112	2.1E-03	5	2.01E-04
113	2.4E-03	5	2.29E-04
114	2.7E-03	5	2.58E-04
115	3.0E-03	5	2.83E-04
116	3.2E-03	5	3.03E-04
117	3.4E-03	5	3.25E-04
118	3.6E-03	5	3.46E-04
119	3.8E-03	5	3.63E-04
120	3.9E-03	5	3.77E-04
121	4.1E-03	5	3.91E-04
122	4.2E-03	5	4.01E-04
123	1.2E-03	5	1.13E-04
124	1.3E-03	5	1.29E-04

Ventura Ranch
P1 - Demolition

Max Cancer Risk Cancer Risk		*Chronic Non Cancer Risk*	
Receptor #	Total Risk/ Million	REL	HI Offroad
125	1.5E-03	5	1.47E-04
126	1.7E-03	5	1.61E-04
127	1.9E-03	5	1.82E-04
128	2.1E-03	5	2.03E-04
129	2.2E-03	5	2.14E-04
130	2.4E-03	5	2.31E-04
131	2.6E-03	5	2.51E-04
132	2.8E-03	5	2.66E-04
133	2.9E-03	5	2.81E-04
134	3.1E-03	5	2.95E-04
135	3.2E-03	5	3.06E-04
136	3.3E-03	5	3.15E-04
137	3.4E-03	5	3.22E-04
138	3.4E-03	5	3.26E-04
139	1.0E-03	5	9.67E-05
140	1.1E-03	5	1.10E-04
141	1.3E-03	5	1.22E-04
142	1.4E-03	5	1.33E-04
143	1.6E-03	5	1.49E-04
144	1.7E-03	5	1.64E-04
145	1.8E-03	5	1.70E-04
146	1.9E-03	5	1.84E-04
147	2.1E-03	5	1.98E-04
148	2.2E-03	5	2.08E-04
149	2.3E-03	5	2.20E-04
150	2.4E-03	5	2.33E-04
151	2.5E-03	5	2.41E-04
152	2.6E-03	5	2.47E-04
153	2.7E-03	5	2.56E-04
154	2.7E-03	5	2.61E-04
155	8.7E-04	5	8.38E-05

Ventura Ranch
P1 - Demolition

Max Cancer Risk Cancer Risk		*Chronic Non Cancer Risk*	
Receptor #	Total Risk/ Million	REL	HI Offroad
156	9.8E-04	5	9.36E-05
157	1.1E-03	5	1.03E-04
158	1.2E-03	5	1.12E-04
159	1.3E-03	5	1.24E-04
160	1.4E-03	5	1.34E-04
161	1.5E-03	5	1.39E-04
162	1.6E-03	5	1.49E-04
163	1.7E-03	5	1.60E-04
164	1.8E-03	5	1.68E-04
165	1.8E-03	5	1.77E-04
166	2.0E-03	5	1.88E-04
167	2.0E-03	5	1.94E-04
168	2.1E-03	5	1.97E-04
169	2.1E-03	5	2.05E-04
170	2.2E-03	5	2.09E-04
171	7.6E-04	5	7.32E-05
172	8.5E-04	5	8.10E-05
173	9.3E-04	5	8.88E-05
174	1.0E-03	5	9.58E-05
175	1.1E-03	5	1.04E-04
176	1.2E-03	5	1.12E-04
177	1.2E-03	5	1.16E-04
178	1.3E-03	5	1.24E-04
179	1.4E-03	5	1.32E-04
180	1.4E-03	5	1.37E-04
181	1.5E-03	5	1.45E-04
182	1.6E-03	5	1.53E-04
183	1.7E-03	5	1.58E-04
184	1.7E-03	5	1.61E-04
185	1.7E-03	5	1.67E-04
186	1.8E-03	5	1.70E-04

Ventura Ranch
P1 - Demolition

Max Cancer Risk Cancer Risk	
Receptor #	Total Risk/ Million
187	6.7E-04
188	7.4E-04
189	8.0E-04
190	8.6E-04
191	9.3E-04
192	9.9E-04
193	1.0E-03
194	1.1E-03
195	1.1E-03
196	1.2E-03
197	1.3E-03
198	1.3E-03
199	1.4E-03
200	1.4E-03
201	1.4E-03
202	1.5E-03
203	6.0E-04
204	6.5E-04
205	7.1E-04
206	7.5E-04
207	8.1E-04
208	8.6E-04
209	8.8E-04
210	9.2E-04
211	9.7E-04
212	1.0E-03
213	1.1E-03
214	1.1E-03
215	1.2E-03
216	1.2E-03
217	1.2E-03

Chronic Non Cancer Risk	
REL	HI Offroad
5	6.46E-05
5	7.08E-05
5	7.71E-05
5	8.27E-05
5	8.93E-05
5	9.53E-05
5	9.81E-05
5	1.04E-04
5	1.10E-04
5	1.14E-04
5	1.20E-04
5	1.27E-04
5	1.32E-04
5	1.33E-04
5	1.38E-04
5	1.41E-04
5	5.75E-05
5	6.26E-05
5	6.77E-05
5	7.23E-05
5	7.74E-05
5	8.20E-05
5	8.39E-05
5	8.78E-05
5	9.27E-05
5	9.68E-05
5	1.02E-04
5	1.07E-04
5	1.11E-04
5	1.11E-04
5	1.16E-04

Ventura Ranch
P1 - Demolition

Max Cancer Risk Cancer Risk		*Chronic Non Cancer Risk*	
Receptor #	Total Risk/ Million	REL	HI Offroad
218	1.2E-03	5	1.19E-04
219	5.4E-04	5	5.15E-05
220	5.8E-04	5	5.57E-05
221	6.3E-04	5	6.00E-05
222	6.7E-04	5	6.38E-05
223	7.1E-04	5	6.77E-05
224	7.4E-04	5	7.12E-05
225	7.6E-04	5	7.29E-05
226	7.9E-04	5	7.54E-05
227	8.3E-04	5	7.93E-05
228	8.6E-04	5	8.28E-05
229	9.1E-04	5	8.72E-05
230	9.6E-04	5	9.19E-05
231	9.7E-04	5	9.33E-05
232	9.9E-04	5	9.46E-05
233	1.0E-03	5	9.88E-05
234	1.1E-03	5	1.01E-04
235	4.9E-04	5	4.71E-05
236	5.2E-04	5	5.00E-05
237	5.6E-04	5	5.42E-05
238	5.9E-04	5	5.69E-05
239	6.2E-04	5	5.98E-05
240	6.5E-04	5	6.27E-05
241	6.7E-04	5	6.44E-05
242	6.8E-04	5	6.54E-05
243	7.2E-04	5	6.87E-05
244	7.5E-04	5	7.18E-05
245	7.9E-04	5	7.56E-05
246	8.3E-04	5	7.93E-05
247	8.2E-04	5	7.84E-05
248	8.5E-04	5	8.14E-05

Ventura Ranch
P1 - Demolition

Max Cancer Risk Cancer Risk		*Chronic Non Cancer Risk*	
Receptor #	Total Risk/ Million	REL	HI Offroad
249	8.8E-04	5	8.48E-05
250	9.1E-04	5	8.69E-05
251	4.5E-04	5	4.28E-05
252	4.8E-04	5	4.57E-05
253	5.1E-04	5	4.88E-05
254	5.4E-04	5	5.14E-05
255	5.6E-04	5	5.33E-05
256	5.8E-04	5	5.57E-05
257	6.0E-04	5	5.74E-05
258	6.0E-04	5	5.75E-05
259	6.3E-04	5	6.01E-05
260	6.5E-04	5	6.27E-05
261	6.9E-04	5	6.57E-05
262	7.2E-04	5	6.90E-05
263	7.1E-04	5	6.77E-05
264	7.4E-04	5	7.12E-05
265	7.6E-04	5	7.28E-05
266	7.8E-04	5	7.45E-05
267	4.0E-04	5	3.88E-05
268	4.3E-04	5	4.16E-05
269	4.6E-04	5	4.43E-05
270	4.9E-04	5	4.67E-05
271	5.0E-04	5	4.79E-05
272	5.2E-04	5	4.98E-05
273	5.4E-04	5	5.13E-05
274	5.4E-04	5	5.18E-05
275	5.5E-04	5	5.29E-05
276	5.8E-04	5	5.53E-05
277	5.9E-04	5	5.69E-05
278	6.1E-04	5	5.84E-05
279	6.3E-04	5	6.02E-05

Ventura Ranch
P1 - Demolition

Max Cancer Risk Cancer Risk		*Chronic Non Cancer Risk*	
Receptor #	Total Risk/ Million	REL	HI Offroad
280	6.6E-04	5	6.30E-05
281	6.7E-04	5	6.44E-05
282	6.9E-04	5	6.63E-05
283	3.7E-04	5	3.59E-05
284	4.0E-04	5	3.81E-05
285	4.2E-04	5	4.05E-05
286	4.4E-04	5	4.26E-05
287	4.6E-04	5	4.37E-05
288	4.7E-04	5	4.49E-05
289	4.8E-04	5	4.63E-05
290	4.9E-04	5	4.71E-05
291	4.9E-04	5	4.73E-05
292	5.1E-04	5	4.93E-05
293	5.3E-04	5	5.07E-05
294	5.5E-04	5	5.23E-05
295	5.6E-04	5	5.40E-05
296	5.9E-04	5	5.61E-05
297	6.0E-04	5	5.76E-05
298	6.2E-04	5	5.91E-05
299	3.7E-04	5	3.51E-05
300	3.9E-04	5	3.71E-05
301	4.1E-04	5	3.91E-05
302	4.2E-04	5	4.06E-05
303	4.3E-04	5	4.14E-05
304	4.4E-04	5	4.20E-05
305	4.4E-04	5	4.26E-05
306	4.5E-04	5	4.31E-05
307	4.6E-04	5	4.43E-05
308	4.8E-04	5	4.57E-05

Ventura Ranch
P1 - Demolition

Max Cancer Risk Cancer Risk		*Chronic Non Cancer Risk*	
Receptor #	Total Risk/ Million	REL	HI Offroad
309	4.9E-04	5	4.68E-05
310	5.0E-04	5	4.84E-05
311	5.3E-04	5	5.06E-05
312	5.5E-04	5	5.25E-05
313	5.5E-04	5	5.27E-05
314	3.4E-04	5	3.24E-05
315	3.6E-04	5	3.42E-05
316	3.8E-04	5	3.60E-05
317	3.9E-04	5	3.73E-05
318	3.9E-04	5	3.74E-05
319	4.0E-04	5	3.83E-05
320	4.1E-04	5	3.90E-05
321	4.0E-04	5	3.87E-05
322	4.2E-04	5	4.01E-05
323	4.3E-04	5	4.15E-05
324	4.4E-04	5	4.25E-05
325	4.6E-04	5	4.37E-05
326	4.8E-04	5	4.57E-05
327	4.9E-04	5	4.74E-05
328	4.9E-04	5	4.73E-05
329	3.2E-04	5	3.04E-05
330	3.3E-04	5	3.16E-05
331	3.5E-04	5	3.32E-05
332	3.6E-04	5	3.44E-05
333	3.6E-04	5	3.45E-05
334	3.7E-04	5	3.53E-05
335	3.8E-04	5	3.60E-05
336	3.7E-04	5	3.57E-05
337	3.8E-04	5	3.67E-05
338	4.0E-04	5	3.81E-05
339	4.1E-04	5	3.90E-05

Ventura Ranch
P1 - Demolition

Max Cancer Risk Cancer Risk		*Chronic Non Cancer Risk*	
Receptor #	**Total Risk/ Million**	**REL**	**HI Offroad**
340	4.2E-04	5	3.98E-05
341	4.3E-04	5	4.16E-05
342	4.5E-04	5	4.30E-05
343	4.4E-04	5	4.26E-05
344	4.4E-04	5	4.20E-05
345	3.0E-04	5	2.84E-05
346	3.1E-04	5	2.94E-05
347	3.2E-04	5	3.08E-05
348	3.3E-04	5	3.18E-05
349	3.4E-04	5	3.22E-05
350	3.4E-04	5	3.27E-05
351	3.5E-04	5	3.33E-05
352	3.5E-04	5	3.33E-05
353	3.5E-04	5	3.39E-05
354	3.7E-04	5	3.51E-05
355	3.8E-04	5	3.60E-05
356	3.8E-04	5	3.65E-05
357	4.0E-04	5	3.80E-05
358	4.1E-04	5	3.93E-05
359	4.1E-04	5	3.92E-05
360	4.0E-04	5	3.79E-05

Ventura Ranch

P1 - Demolition Haul or Vendor Risk

		Cancer Risk from 3rd Trimester								
Receptor #	Conc	g/sec	Cair	Dose Constant	Dose	ED	Risk Constant	Risk	Constant 2	Risk/ Million
1	0.27315	1.39E-06	3.8E-07	3.46E-04	1.31E-10	0.04	1.57E-01	7.91E-13	1.0E+06	7.9E-07
2	0.25932	1.39E-06	3.6E-07	3.46E-04	1.25E-10	0.04	1.57E-01	7.51E-13	1.0E+06	7.5E-07
3	0.24831	1.39E-06	3.4E-07	3.46E-04	1.19E-10	0.04	1.57E-01	7.19E-13	1.0E+06	7.2E-07
4	0.23859	1.39E-06	3.3E-07	3.46E-04	1.15E-10	0.04	1.57E-01	6.91E-13	1.0E+06	6.9E-07
5	0.22897	1.39E-06	3.2E-07	3.46E-04	1.10E-10	0.04	1.57E-01	6.63E-13	1.0E+06	6.6E-07
6	0.21609	1.39E-06	3.0E-07	3.46E-04	1.04E-10	0.04	1.57E-01	6.26E-13	1.0E+06	6.3E-07
7	0.20281	1.39E-06	2.8E-07	3.46E-04	9.75E-11	0.04	1.57E-01	5.87E-13	1.0E+06	5.9E-07
8	0.19034	1.39E-06	2.6E-07	3.46E-04	9.15E-11	0.04	1.57E-01	5.51E-13	1.0E+06	5.5E-07
9	0.17571	1.39E-06	2.4E-07	3.46E-04	8.44E-11	0.04	1.57E-01	5.09E-13	1.0E+06	5.1E-07
10	0.16101	1.39E-06	2.2E-07	3.46E-04	7.74E-11	0.04	1.57E-01	4.66E-13	1.0E+06	4.7E-07
11	0.14724	1.39E-06	2.0E-07	3.46E-04	7.08E-11	0.04	1.57E-01	4.26E-13	1.0E+06	4.3E-07
12	0.13459	1.39E-06	1.9E-07	3.46E-04	6.47E-11	0.04	1.57E-01	3.90E-13	1.0E+06	3.9E-07
13	0.1224	1.39E-06	1.7E-07	3.46E-04	5.88E-11	0.04	1.57E-01	3.55E-13	1.0E+06	3.5E-07
14	0.1112	1.39E-06	1.5E-07	3.46E-04	5.34E-11	0.04	1.57E-01	3.22E-13	1.0E+06	3.2E-07
15	0.10302	1.39E-06	1.4E-07	3.46E-04	4.95E-11	0.04	1.57E-01	2.98E-13	1.0E+06	3.0E-07
16	0.09592	1.39E-06	1.3E-07	3.46E-04	4.61E-11	0.04	1.57E-01	2.78E-13	1.0E+06	2.8E-07
17	0.08104	1.39E-06	1.1E-07	3.46E-04	3.89E-11	0.04	1.57E-01	2.35E-13	1.0E+06	2.3E-07
18	0.07653	1.39E-06	1.1E-07	3.46E-04	3.68E-11	0.04	1.57E-01	2.22E-13	1.0E+06	2.2E-07
19	0.0675	1.39E-06	9.4E-08	3.46E-04	3.24E-11	0.04	1.57E-01	1.95E-13	1.0E+06	2.0E-07
20	0.06248	1.39E-06	8.7E-08	3.46E-04	3.00E-11	0.04	1.57E-01	1.81E-13	1.0E+06	1.8E-07
21	0.05649	1.39E-06	7.8E-08	3.46E-04	2.71E-11	0.04	1.57E-01	1.64E-13	1.0E+06	1.6E-07
22	0.20923	1.39E-06	2.9E-07	3.46E-04	1.01E-10	0.04	1.57E-01	6.06E-13	1.0E+06	6.1E-07
23	0.19546	1.39E-06	2.7E-07	3.46E-04	9.39E-11	0.04	1.57E-01	5.66E-13	1.0E+06	5.7E-07
24	0.18164	1.39E-06	2.5E-07	3.46E-04	8.73E-11	0.04	1.57E-01	5.26E-13	1.0E+06	5.3E-07
25	0.16816	1.39E-06	2.3E-07	3.46E-04	8.08E-11	0.04	1.57E-01	4.87E-13	1.0E+06	4.9E-07
26	0.15452	1.39E-06	2.1E-07	3.46E-04	7.42E-11	0.04	1.57E-01	4.48E-13	1.0E+06	4.5E-07
27	0.13999	1.39E-06	1.9E-07	3.46E-04	6.73E-11	0.04	1.57E-01	4.05E-13	1.0E+06	4.1E-07
28	0.12585	1.39E-06	1.7E-07	3.46E-04	6.05E-11	0.04	1.57E-01	3.64E-13	1.0E+06	3.6E-07
29	0.11535	1.39E-06	1.6E-07	3.46E-04	5.54E-11	0.04	1.57E-01	3.34E-13	1.0E+06	3.3E-07
30	0.10967	1.39E-06	1.5E-07	3.46E-04	5.27E-11	0.04	1.57E-01	3.18E-13	1.0E+06	3.2E-07
31	0.09173	1.39E-06	1.3E-07	3.46E-04	4.41E-11	0.04	1.57E-01	2.66E-13	1.0E+06	2.7E-07

Ventura Ranch

P1 - Demolition Haul or Vendor Risk

		Cancer Risk from 3rd Trimester								
Receptor #	Conc	g/sec	Cair	Dose Constant	Dose	ED	Risk Constant	Risk	Constant 2	Risk/ Million
32	0.07026	1.39E-06	9.8E-08	3.46E-04	3.38E-11	0.04	1.57E-01	2.03E-13	1.0E+06	2.0E-07
33	0.06847	1.39E-06	9.5E-08	3.46E-04	3.29E-11	0.04	1.57E-01	1.98E-13	1.0E+06	2.0E-07
34	0.0699	1.39E-06	9.7E-08	3.46E-04	3.36E-11	0.04	1.57E-01	2.02E-13	1.0E+06	2.0E-07
35	0.13203	1.39E-06	1.8E-07	3.46E-04	6.34E-11	0.04	1.57E-01	3.82E-13	1.0E+06	3.8E-07
36	0.11424	1.39E-06	1.6E-07	3.46E-04	5.49E-11	0.04	1.57E-01	3.31E-13	1.0E+06	3.3E-07
37	0.59905	1.39E-06	8.3E-07	3.46E-04	2.88E-10	0.04	1.57E-01	1.74E-12	1.0E+06	1.7E-06
38	0.52159	1.39E-06	7.2E-07	3.46E-04	2.51E-10	0.04	1.57E-01	1.51E-12	1.0E+06	1.5E-06
39	0.45967	1.39E-06	6.4E-07	3.46E-04	2.21E-10	0.04	1.57E-01	1.33E-12	1.0E+06	1.3E-06
40	0.41289	1.39E-06	5.7E-07	3.46E-04	1.98E-10	0.04	1.57E-01	1.20E-12	1.0E+06	1.2E-06
41	0.66058	1.39E-06	9.2E-07	3.46E-04	3.17E-10	0.04	1.57E-01	1.91E-12	1.0E+06	1.9E-06
42	0.57043	1.39E-06	7.9E-07	3.46E-04	2.74E-10	0.04	1.57E-01	1.65E-12	1.0E+06	1.7E-06
43	0.49903	1.39E-06	6.9E-07	3.46E-04	2.40E-10	0.04	1.57E-01	1.45E-12	1.0E+06	1.4E-06
44	0.44544	1.39E-06	6.2E-07	3.46E-04	2.14E-10	0.04	1.57E-01	1.29E-12	1.0E+06	1.3E-06
45	0.406	1.39E-06	5.6E-07	3.46E-04	1.95E-10	0.04	1.57E-01	1.18E-12	1.0E+06	1.2E-06
46	0.22884	1.39E-06	3.2E-07	3.46E-04	1.10E-10	0.04	1.57E-01	6.63E-13	1.0E+06	6.6E-07
47	0.21212	1.39E-06	2.9E-07	3.46E-04	1.02E-10	0.04	1.57E-01	6.14E-13	1.0E+06	6.1E-07
48	0.62767	1.39E-06	8.7E-07	3.46E-04	3.02E-10	0.04	1.57E-01	1.82E-12	1.0E+06	1.8E-06
49	0.54418	1.39E-06	7.6E-07	3.46E-04	2.61E-10	0.04	1.57E-01	1.58E-12	1.0E+06	1.6E-06
50	0.48257	1.39E-06	6.7E-07	3.46E-04	2.32E-10	0.04	1.57E-01	1.40E-12	1.0E+06	1.4E-06
51	0.43873	1.39E-06	6.1E-07	3.46E-04	2.11E-10	0.04	1.57E-01	1.27E-12	1.0E+06	1.3E-06
52	0.24121	1.39E-06	3.3E-07	3.46E-04	1.16E-10	0.04	1.57E-01	6.99E-13	1.0E+06	7.0E-07
53	0.22198	1.39E-06	3.1E-07	3.46E-04	1.07E-10	0.04	1.57E-01	6.43E-13	1.0E+06	6.4E-07
54	0.20776	1.39E-06	2.9E-07	3.46E-04	9.98E-11	0.04	1.57E-01	6.02E-13	1.0E+06	6.0E-07
55	0.59869	1.39E-06	8.3E-07	3.46E-04	2.88E-10	0.04	1.57E-01	1.73E-12	1.0E+06	1.7E-06
56	0.52756	1.39E-06	7.3E-07	3.46E-04	2.54E-10	0.04	1.57E-01	1.53E-12	1.0E+06	1.5E-06
57	0.47756	1.39E-06	6.6E-07	3.46E-04	2.29E-10	0.04	1.57E-01	1.38E-12	1.0E+06	1.4E-06
58	0.4413	1.39E-06	6.1E-07	3.46E-04	2.12E-10	0.04	1.57E-01	1.28E-12	1.0E+06	1.3E-06
59	0.25411	1.39E-06	3.5E-07	3.46E-04	1.22E-10	0.04	1.57E-01	7.36E-13	1.0E+06	7.4E-07
60	0.2347	1.39E-06	3.3E-07	3.46E-04	1.13E-10	0.04	1.57E-01	6.80E-13	1.0E+06	6.8E-07
61	0.21828	1.39E-06	3.0E-07	3.46E-04	1.05E-10	0.04	1.57E-01	6.32E-13	1.0E+06	6.3E-07
62	0.26761	1.39E-06	3.7E-07	3.46E-04	1.29E-10	0.04	1.57E-01	7.75E-13	1.0E+06	7.8E-07

Ventura Ranch

P1 - Demolition Haul or Vendor Risk

							Cancer Risk from 3rd Trimester			
Receptor #	Conc	g/sec	Cair	Dose Constant	Dose	ED	Risk Constant	Risk	Constant 2	Risk/ Million
63	0.24748	1.39E-06	3.4E-07	3.46E-04	1.19E-10	0.04	1.57E-01	7.17E-13	1.0E+06	7.2E-07
64	0.22779	1.39E-06	3.2E-07	3.46E-04	1.09E-10	0.04	1.57E-01	6.60E-13	1.0E+06	6.6E-07
65	0.26071	1.39E-06	3.6E-07	3.46E-04	1.25E-10	0.04	1.57E-01	7.55E-13	1.0E+06	7.6E-07
66	1.01211	1.39E-06	1.4E-06	3.46E-04	4.86E-10	0.04	1.57E-01	2.93E-12	1.0E+06	2.9E-06
67	0.8335	1.39E-06	1.2E-06	3.46E-04	4.01E-10	0.04	1.57E-01	2.41E-12	1.0E+06	2.4E-06
68	0.12834	1.39E-06	1.8E-07	3.46E-04	6.17E-11	0.04	1.57E-01	3.72E-13	1.0E+06	3.7E-07
69	0.10493	1.39E-06	1.5E-07	3.46E-04	5.04E-11	0.04	1.57E-01	3.04E-13	1.0E+06	3.0E-07
70	0.09134	1.39E-06	1.3E-07	3.46E-04	4.39E-11	0.04	1.57E-01	2.65E-13	1.0E+06	2.6E-07
71	0.0831	1.39E-06	1.2E-07	3.46E-04	3.99E-11	0.04	1.57E-01	2.41E-13	1.0E+06	2.4E-07
72	1.18101	1.39E-06	1.6E-06	3.46E-04	5.67E-10	0.04	1.57E-01	3.42E-12	1.0E+06	3.4E-06
73	0.95471	1.39E-06	1.3E-06	3.46E-04	4.59E-10	0.04	1.57E-01	2.77E-12	1.0E+06	2.8E-06
74	0.16012	1.39E-06	2.2E-07	3.46E-04	7.69E-11	0.04	1.57E-01	4.64E-13	1.0E+06	4.6E-07
75	0.13616	1.39E-06	1.9E-07	3.46E-04	6.54E-11	0.04	1.57E-01	3.94E-13	1.0E+06	3.9E-07
76	0.11261	1.39E-06	1.6E-07	3.46E-04	5.41E-11	0.04	1.57E-01	3.26E-13	1.0E+06	3.3E-07
77	0.09787	1.39E-06	1.4E-07	3.46E-04	4.70E-11	0.04	1.57E-01	2.83E-13	1.0E+06	2.8E-07
78	0.09175	1.39E-06	1.3E-07	3.46E-04	4.41E-11	0.04	1.57E-01	2.66E-13	1.0E+06	2.7E-07
79	1.41082	1.39E-06	2.0E-06	3.46E-04	6.78E-10	0.04	1.57E-01	4.09E-12	1.0E+06	4.1E-06
80	1.11586	1.39E-06	1.5E-06	3.46E-04	5.36E-10	0.04	1.57E-01	3.23E-12	1.0E+06	3.2E-06
81	0.16124	1.39E-06	2.2E-07	3.46E-04	7.75E-11	0.04	1.57E-01	4.67E-13	1.0E+06	4.7E-07
82	0.14458	1.39E-06	2.0E-07	3.46E-04	6.95E-11	0.04	1.57E-01	4.19E-13	1.0E+06	4.2E-07
83	0.13346	1.39E-06	1.9E-07	3.46E-04	6.41E-11	0.04	1.57E-01	3.87E-13	1.0E+06	3.9E-07
84	0.12969	1.39E-06	1.8E-07	3.46E-04	6.23E-11	0.04	1.57E-01	3.76E-13	1.0E+06	3.8E-07
85	0.11177	1.39E-06	1.6E-07	3.46E-04	5.37E-11	0.04	1.57E-01	3.24E-13	1.0E+06	3.2E-07
86	1.73854	1.39E-06	2.4E-06	3.46E-04	8.35E-10	0.04	1.57E-01	5.04E-12	1.0E+06	5.0E-06
87	1.29237	1.39E-06	1.8E-06	3.46E-04	6.21E-10	0.04	1.57E-01	3.74E-12	1.0E+06	3.7E-06
88	0.15899	1.39E-06	2.2E-07	3.46E-04	7.64E-11	0.04	1.57E-01	4.60E-13	1.0E+06	4.6E-07
89	15.57642	1.39E-06	2.2E-05	3.46E-04	7.48E-09	0.04	1.57E-01	4.51E-11	1.0E+06	4.5E-05
90	11.44535	1.39E-06	1.6E-05	3.46E-04	5.50E-09	0.04	1.57E-01	3.31E-11	1.0E+06	3.3E-05
91	18.20645	1.39E-06	2.5E-05	3.46E-04	8.75E-09	0.04	1.57E-01	5.27E-11	1.0E+06	5.3E-05
92	11.18143	1.39E-06	1.6E-05	3.46E-04	5.37E-09	0.04	1.57E-01	3.24E-11	1.0E+06	3.2E-05
93	20.95114	1.39E-06	2.9E-05	3.46E-04	1.01E-08	0.04	1.57E-01	6.07E-11	1.0E+06	6.1E-05

Ventura Ranch

P1 - Demolition Haul or Vendor Risk

		Cancer Risk from 3rd Trimester								
Receptor #	Conc	g/sec	Cair	Dose Constant	Dose	ED	Risk Constant	Risk	Constant 2	Risk/ Million
94	13.01504	1.39E-06	1.8E-05	3.46E-04	6.25E-09	0.04	1.57E-01	3.77E-11	1.0E+06	3.8E-05
95	9.07432	1.39E-06	1.3E-05	3.46E-04	4.36E-09	0.04	1.57E-01	2.63E-11	1.0E+06	2.6E-05
96	6.64905	1.39E-06	9.2E-06	3.46E-04	3.19E-09	0.04	1.57E-01	1.93E-11	1.0E+06	1.9E-05
97	4.99337	1.39E-06	6.9E-06	3.46E-04	2.40E-09	0.04	1.57E-01	1.45E-11	1.0E+06	1.4E-05
98	3.88847	1.39E-06	5.4E-06	3.46E-04	1.87E-09	0.04	1.57E-01	1.13E-11	1.0E+06	1.1E-05
99	13.73986	1.39E-06	1.9E-05	3.46E-04	6.60E-09	0.04	1.57E-01	3.98E-11	1.0E+06	4.0E-05
100	9.8886	1.39E-06	1.4E-05	3.46E-04	4.75E-09	0.04	1.57E-01	2.86E-11	1.0E+06	2.9E-05
101	7.48414	1.39E-06	1.0E-05	3.46E-04	3.60E-09	0.04	1.57E-01	2.17E-11	1.0E+06	2.2E-05
102	5.78575	1.39E-06	8.0E-06	3.46E-04	2.78E-09	0.04	1.57E-01	1.68E-11	1.0E+06	1.7E-05
103	4.54733	1.39E-06	6.3E-06	3.46E-04	2.19E-09	0.04	1.57E-01	1.32E-11	1.0E+06	1.3E-05
104	3.59595	1.39E-06	5.0E-06	3.46E-04	1.73E-09	0.04	1.57E-01	1.04E-11	1.0E+06	1.0E-05
105	2.88391	1.39E-06	4.0E-06	3.46E-04	1.39E-09	0.04	1.57E-01	8.35E-12	1.0E+06	8.4E-06
106	2.36163	1.39E-06	3.3E-06	3.46E-04	1.13E-09	0.04	1.57E-01	6.84E-12	1.0E+06	6.8E-06
107	1.97939	1.39E-06	2.7E-06	3.46E-04	9.51E-10	0.04	1.57E-01	5.73E-12	1.0E+06	5.7E-06
108	1.68254	1.39E-06	2.3E-06	3.46E-04	8.08E-10	0.04	1.57E-01	4.87E-12	1.0E+06	4.9E-06
109	10.18663	1.39E-06	1.4E-05	3.46E-04	4.89E-09	0.04	1.57E-01	2.95E-11	1.0E+06	3.0E-05
110	7.89632	1.39E-06	1.1E-05	3.46E-04	3.79E-09	0.04	1.57E-01	2.29E-11	1.0E+06	2.3E-05
111	6.24097	1.39E-06	8.7E-06	3.46E-04	3.00E-09	0.04	1.57E-01	1.81E-11	1.0E+06	1.8E-05
112	4.87072	1.39E-06	6.8E-06	3.46E-04	2.34E-09	0.04	1.57E-01	1.41E-11	1.0E+06	1.4E-05
113	3.98433	1.39E-06	5.5E-06	3.46E-04	1.91E-09	0.04	1.57E-01	1.15E-11	1.0E+06	1.2E-05
114	3.32243	1.39E-06	4.6E-06	3.46E-04	1.60E-09	0.04	1.57E-01	9.62E-12	1.0E+06	9.6E-06
115	2.73196	1.39E-06	3.8E-06	3.46E-04	1.31E-09	0.04	1.57E-01	7.91E-12	1.0E+06	7.9E-06
116	2.28217	1.39E-06	3.2E-06	3.46E-04	1.10E-09	0.04	1.57E-01	6.61E-12	1.0E+06	6.6E-06
117	1.93216	1.39E-06	2.7E-06	3.46E-04	9.28E-10	0.04	1.57E-01	5.60E-12	1.0E+06	5.6E-06
118	1.64379	1.39E-06	2.3E-06	3.46E-04	7.90E-10	0.04	1.57E-01	4.76E-12	1.0E+06	4.8E-06
119	1.40249	1.39E-06	1.9E-06	3.46E-04	6.74E-10	0.04	1.57E-01	4.06E-12	1.0E+06	4.1E-06
120	1.20465	1.39E-06	1.7E-06	3.46E-04	5.79E-10	0.04	1.57E-01	3.49E-12	1.0E+06	3.5E-06
121	1.04736	1.39E-06	1.5E-06	3.46E-04	5.03E-10	0.04	1.57E-01	3.03E-12	1.0E+06	3.0E-06
122	0.90873	1.39E-06	1.3E-06	3.46E-04	4.37E-10	0.04	1.57E-01	2.63E-12	1.0E+06	2.6E-06
123	8.06251	1.39E-06	1.1E-05	3.46E-04	3.87E-09	0.04	1.57E-01	2.34E-11	1.0E+06	2.3E-05
124	6.51863	1.39E-06	9.0E-06	3.46E-04	3.13E-09	0.04	1.57E-01	1.89E-11	1.0E+06	1.9E-05

Ventura Ranch

P1 - Demolition Haul or Vendor Risk

		Cancer Risk from 3rd Trimester								
Receptor #	Conc	g/sec	Cair	Dose Constant	Dose	ED	Risk Constant	Risk	Constant 2	Risk/ Million
125	5.30279	1.39E-06	7.4E-06	3.46E-04	2.55E-09	0.04	1.57E-01	1.54E-11	1.0E+06	1.5E-05
126	4.14953	1.39E-06	5.8E-06	3.46E-04	1.99E-09	0.04	1.57E-01	1.20E-11	1.0E+06	1.2E-05
127	3.52466	1.39E-06	4.9E-06	3.46E-04	1.69E-09	0.04	1.57E-01	1.02E-11	1.0E+06	1.0E-05
128	3.00801	1.39E-06	4.2E-06	3.46E-04	1.45E-09	0.04	1.57E-01	8.71E-12	1.0E+06	8.7E-06
129	2.42478	1.39E-06	3.4E-06	3.46E-04	1.17E-09	0.04	1.57E-01	7.02E-12	1.0E+06	7.0E-06
130	2.08531	1.39E-06	2.9E-06	3.46E-04	1.00E-09	0.04	1.57E-01	6.04E-12	1.0E+06	6.0E-06
131	1.82868	1.39E-06	2.5E-06	3.46E-04	8.79E-10	0.04	1.57E-01	5.30E-12	1.0E+06	5.3E-06
132	1.5757	1.39E-06	2.2E-06	3.46E-04	7.57E-10	0.04	1.57E-01	4.56E-12	1.0E+06	4.6E-06
133	1.37384	1.39E-06	1.9E-06	3.46E-04	6.60E-10	0.04	1.57E-01	3.98E-12	1.0E+06	4.0E-06
134	1.21308	1.39E-06	1.7E-06	3.46E-04	5.83E-10	0.04	1.57E-01	3.51E-12	1.0E+06	3.5E-06
135	1.06348	1.39E-06	1.5E-06	3.46E-04	5.11E-10	0.04	1.57E-01	3.08E-12	1.0E+06	3.1E-06
136	0.93164	1.39E-06	1.3E-06	3.46E-04	4.48E-10	0.04	1.57E-01	2.70E-12	1.0E+06	2.7E-06
137	0.82157	1.39E-06	1.1E-06	3.46E-04	3.95E-10	0.04	1.57E-01	2.38E-12	1.0E+06	2.4E-06
138	0.71713	1.39E-06	1.0E-06	3.46E-04	3.45E-10	0.04	1.57E-01	2.08E-12	1.0E+06	2.1E-06
139	6.61237	1.39E-06	9.2E-06	3.46E-04	3.18E-09	0.04	1.57E-01	1.92E-11	1.0E+06	1.9E-05
140	5.52987	1.39E-06	7.7E-06	3.46E-04	2.66E-09	0.04	1.57E-01	1.60E-11	1.0E+06	1.6E-05
141	4.58597	1.39E-06	6.4E-06	3.46E-04	2.20E-09	0.04	1.57E-01	1.33E-11	1.0E+06	1.3E-05
142	3.61614	1.39E-06	5.0E-06	3.46E-04	1.74E-09	0.04	1.57E-01	1.05E-11	1.0E+06	1.0E-05
143	3.15758	1.39E-06	4.4E-06	3.46E-04	1.52E-09	0.04	1.57E-01	9.15E-12	1.0E+06	9.1E-06
144	2.71604	1.39E-06	3.8E-06	3.46E-04	1.31E-09	0.04	1.57E-01	7.87E-12	1.0E+06	7.9E-06
145	2.20625	1.39E-06	3.1E-06	3.46E-04	1.06E-09	0.04	1.57E-01	6.39E-12	1.0E+06	6.4E-06
146	1.93656	1.39E-06	2.7E-06	3.46E-04	9.31E-10	0.04	1.57E-01	5.61E-12	1.0E+06	5.6E-06
147	1.71451	1.39E-06	2.4E-06	3.46E-04	8.24E-10	0.04	1.57E-01	4.97E-12	1.0E+06	5.0E-06
148	1.46985	1.39E-06	2.0E-06	3.46E-04	7.06E-10	0.04	1.57E-01	4.26E-12	1.0E+06	4.3E-06
149	1.29854	1.39E-06	1.8E-06	3.46E-04	6.24E-10	0.04	1.57E-01	3.76E-12	1.0E+06	3.8E-06
150	1.17389	1.39E-06	1.6E-06	3.46E-04	5.64E-10	0.04	1.57E-01	3.40E-12	1.0E+06	3.4E-06
151	1.03333	1.39E-06	1.4E-06	3.46E-04	4.97E-10	0.04	1.57E-01	2.99E-12	1.0E+06	3.0E-06
152	0.90876	1.39E-06	1.3E-06	3.46E-04	4.37E-10	0.04	1.57E-01	2.63E-12	1.0E+06	2.6E-06
153	0.82556	1.39E-06	1.1E-06	3.46E-04	3.97E-10	0.04	1.57E-01	2.39E-12	1.0E+06	2.4E-06
154	0.73055	1.39E-06	1.0E-06	3.46E-04	3.51E-10	0.04	1.57E-01	2.12E-12	1.0E+06	2.1E-06
155	5.61883	1.39E-06	7.8E-06	3.46E-04	2.70E-09	0.04	1.57E-01	1.63E-11	1.0E+06	1.6E-05

Ventura Ranch

P1 - Demolition Haul or Vendor Risk

		Cancer Risk from 3rd Trimester								
Receptor #	Conc	g/sec	Cair	Dose Constant	Dose	ED	Risk Constant	Risk	Constant 2	Risk/ Million
156	4.79418	1.39E-06	6.7E-06	3.46E-04	2.30E-09	0.04	1.57E-01	1.39E-11	1.0E+06	1.4E-05
157	4.02371	1.39E-06	5.6E-06	3.46E-04	1.93E-09	0.04	1.57E-01	1.17E-11	1.0E+06	1.2E-05
158	3.19956	1.39E-06	4.4E-06	3.46E-04	1.54E-09	0.04	1.57E-01	9.27E-12	1.0E+06	9.3E-06
159	2.83648	1.39E-06	3.9E-06	3.46E-04	1.36E-09	0.04	1.57E-01	8.22E-12	1.0E+06	8.2E-06
160	2.46405	1.39E-06	3.4E-06	3.46E-04	1.18E-09	0.04	1.57E-01	7.14E-12	1.0E+06	7.1E-06
161	2.02437	1.39E-06	2.8E-06	3.46E-04	9.73E-10	0.04	1.57E-01	5.86E-12	1.0E+06	5.9E-06
162	1.79538	1.39E-06	2.5E-06	3.46E-04	8.63E-10	0.04	1.57E-01	5.20E-12	1.0E+06	5.2E-06
163	1.60527	1.39E-06	2.2E-06	3.46E-04	7.71E-10	0.04	1.57E-01	4.65E-12	1.0E+06	4.6E-06
164	1.38759	1.39E-06	1.9E-06	3.46E-04	6.67E-10	0.04	1.57E-01	4.02E-12	1.0E+06	4.0E-06
165	1.23382	1.39E-06	1.7E-06	3.46E-04	5.93E-10	0.04	1.57E-01	3.57E-12	1.0E+06	3.6E-06
166	1.12484	1.39E-06	1.6E-06	3.46E-04	5.41E-10	0.04	1.57E-01	3.26E-12	1.0E+06	3.3E-06
167	0.99751	1.39E-06	1.4E-06	3.46E-04	4.79E-10	0.04	1.57E-01	2.89E-12	1.0E+06	2.9E-06
168	0.87538	1.39E-06	1.2E-06	3.46E-04	4.21E-10	0.04	1.57E-01	2.54E-12	1.0E+06	2.5E-06
169	0.80333	1.39E-06	1.1E-06	3.46E-04	3.86E-10	0.04	1.57E-01	2.33E-12	1.0E+06	2.3E-06
170	0.71866	1.39E-06	1.0E-06	3.46E-04	3.45E-10	0.04	1.57E-01	2.08E-12	1.0E+06	2.1E-06
171	4.89369	1.39E-06	6.8E-06	3.46E-04	2.35E-09	0.04	1.57E-01	1.42E-11	1.0E+06	1.4E-05
172	4.23822	1.39E-06	5.9E-06	3.46E-04	2.04E-09	0.04	1.57E-01	1.23E-11	1.0E+06	1.2E-05
173	3.5815	1.39E-06	5.0E-06	3.46E-04	1.72E-09	0.04	1.57E-01	1.04E-11	1.0E+06	1.0E-05
174	2.8665	1.39E-06	4.0E-06	3.46E-04	1.38E-09	0.04	1.57E-01	8.30E-12	1.0E+06	8.3E-06
175	2.55401	1.39E-06	3.5E-06	3.46E-04	1.23E-09	0.04	1.57E-01	7.40E-12	1.0E+06	7.4E-06
176	2.2436	1.39E-06	3.1E-06	3.46E-04	1.08E-09	0.04	1.57E-01	6.50E-12	1.0E+06	6.5E-06
177	1.86418	1.39E-06	2.6E-06	3.46E-04	8.96E-10	0.04	1.57E-01	5.40E-12	1.0E+06	5.4E-06
178	1.66048	1.39E-06	2.3E-06	3.46E-04	7.98E-10	0.04	1.57E-01	4.81E-12	1.0E+06	4.8E-06
179	1.49454	1.39E-06	2.1E-06	3.46E-04	7.18E-10	0.04	1.57E-01	4.33E-12	1.0E+06	4.3E-06
180	1.30111	1.39E-06	1.8E-06	3.46E-04	6.25E-10	0.04	1.57E-01	3.77E-12	1.0E+06	3.8E-06
181	1.15995	1.39E-06	1.6E-06	3.46E-04	5.57E-10	0.04	1.57E-01	3.36E-12	1.0E+06	3.4E-06
182	1.06517	1.39E-06	1.5E-06	3.46E-04	5.12E-10	0.04	1.57E-01	3.09E-12	1.0E+06	3.1E-06
183	0.95092	1.39E-06	1.3E-06	3.46E-04	4.57E-10	0.04	1.57E-01	2.75E-12	1.0E+06	2.8E-06
184	0.8363	1.39E-06	1.2E-06	3.46E-04	4.02E-10	0.04	1.57E-01	2.42E-12	1.0E+06	2.4E-06
185	0.77225	1.39E-06	1.1E-06	3.46E-04	3.71E-10	0.04	1.57E-01	2.24E-12	1.0E+06	2.2E-06
186	0.69601	1.39E-06	9.7E-07	3.46E-04	3.34E-10	0.04	1.57E-01	2.02E-12	1.0E+06	2.0E-06

Ventura Ranch

P1 - Demolition Haul or Vendor Risk

							Cancer Risk from 3rd Trimester			
Receptor #	Conc	g/sec	Cair	Dose Constant	Dose	ED	Risk Constant	Risk	Constant 2	Risk/ Million
187	4.36778	1.39E-06	6.1E-06	3.46E-04	2.10E-09	0.04	1.57E-01	1.27E-11	1.0E+06	1.3E-05
188	3.80089	1.39E-06	5.3E-06	3.46E-04	1.83E-09	0.04	1.57E-01	1.10E-11	1.0E+06	1.1E-05
189	3.22347	1.39E-06	4.5E-06	3.46E-04	1.55E-09	0.04	1.57E-01	9.34E-12	1.0E+06	9.3E-06
190	2.5863	1.39E-06	3.6E-06	3.46E-04	1.24E-09	0.04	1.57E-01	7.49E-12	1.0E+06	7.5E-06
191	2.31388	1.39E-06	3.2E-06	3.46E-04	1.11E-09	0.04	1.57E-01	6.70E-12	1.0E+06	6.7E-06
192	2.05249	1.39E-06	2.8E-06	3.46E-04	9.86E-10	0.04	1.57E-01	5.94E-12	1.0E+06	5.9E-06
193	1.71095	1.39E-06	2.4E-06	3.46E-04	8.22E-10	0.04	1.57E-01	4.96E-12	1.0E+06	5.0E-06
194	1.53079	1.39E-06	2.1E-06	3.46E-04	7.36E-10	0.04	1.57E-01	4.43E-12	1.0E+06	4.4E-06
195	1.38985	1.39E-06	1.9E-06	3.46E-04	6.68E-10	0.04	1.57E-01	4.03E-12	1.0E+06	4.0E-06
196	1.21992	1.39E-06	1.7E-06	3.46E-04	5.86E-10	0.04	1.57E-01	3.53E-12	1.0E+06	3.5E-06
197	1.09269	1.39E-06	1.5E-06	3.46E-04	5.25E-10	0.04	1.57E-01	3.16E-12	1.0E+06	3.2E-06
198	1.00881	1.39E-06	1.4E-06	3.46E-04	4.85E-10	0.04	1.57E-01	2.92E-12	1.0E+06	2.9E-06
199	0.90597	1.39E-06	1.3E-06	3.46E-04	4.35E-10	0.04	1.57E-01	2.62E-12	1.0E+06	2.6E-06
200	0.79278	1.39E-06	1.1E-06	3.46E-04	3.81E-10	0.04	1.57E-01	2.30E-12	1.0E+06	2.3E-06
201	0.73859	1.39E-06	1.0E-06	3.46E-04	3.55E-10	0.04	1.57E-01	2.14E-12	1.0E+06	2.1E-06
202	0.67144	1.39E-06	9.3E-07	3.46E-04	3.23E-10	0.04	1.57E-01	1.94E-12	1.0E+06	1.9E-06
203	3.9794	1.39E-06	5.5E-06	3.46E-04	1.91E-09	0.04	1.57E-01	1.15E-11	1.0E+06	1.2E-05
204	3.46719	1.39E-06	4.8E-06	3.46E-04	1.67E-09	0.04	1.57E-01	1.00E-11	1.0E+06	1.0E-05
205	2.95601	1.39E-06	4.1E-06	3.46E-04	1.42E-09	0.04	1.57E-01	8.56E-12	1.0E+06	8.6E-06
206	2.37539	1.39E-06	3.3E-06	3.46E-04	1.14E-09	0.04	1.57E-01	6.88E-12	1.0E+06	6.9E-06
207	2.11394	1.39E-06	2.9E-06	3.46E-04	1.02E-09	0.04	1.57E-01	6.12E-12	1.0E+06	6.1E-06
208	1.88754	1.39E-06	2.6E-06	3.46E-04	9.07E-10	0.04	1.57E-01	5.47E-12	1.0E+06	5.5E-06
209	1.58052	1.39E-06	2.2E-06	3.46E-04	7.59E-10	0.04	1.57E-01	4.58E-12	1.0E+06	4.6E-06
210	1.41196	1.39E-06	2.0E-06	3.46E-04	6.78E-10	0.04	1.57E-01	4.09E-12	1.0E+06	4.1E-06
211	1.28783	1.39E-06	1.8E-06	3.46E-04	6.19E-10	0.04	1.57E-01	3.73E-12	1.0E+06	3.7E-06
212	1.14851	1.39E-06	1.6E-06	3.46E-04	5.52E-10	0.04	1.57E-01	3.33E-12	1.0E+06	3.3E-06
213	1.03851	1.39E-06	1.4E-06	3.46E-04	4.99E-10	0.04	1.57E-01	3.01E-12	1.0E+06	3.0E-06
214	0.96226	1.39E-06	1.3E-06	3.46E-04	4.62E-10	0.04	1.57E-01	2.79E-12	1.0E+06	2.8E-06
215	0.86395	1.39E-06	1.2E-06	3.46E-04	4.15E-10	0.04	1.57E-01	2.50E-12	1.0E+06	2.5E-06
216	0.7513	1.39E-06	1.0E-06	3.46E-04	3.61E-10	0.04	1.57E-01	2.18E-12	1.0E+06	2.2E-06
217	0.70358	1.39E-06	9.8E-07	3.46E-04	3.38E-10	0.04	1.57E-01	2.04E-12	1.0E+06	2.0E-06

Ventura Ranch

P1 - Demolition Haul or Vendor Risk

							Cancer Risk from 3rd Trimester			
Receptor #	Conc	g/sec	Cair	Dose Constant	Dose	ED	Risk Constant	Risk	Constant 2	Risk/ Million
218	0.64811	1.39E-06	9.0E-07	3.46E-04	3.11E-10	0.04	1.57E-01	1.88E-12	1.0E+06	1.9E-06
219	3.66138	1.39E-06	5.1E-06	3.46E-04	1.76E-09	0.04	1.57E-01	1.06E-11	1.0E+06	1.1E-05
220	3.20101	1.39E-06	4.4E-06	3.46E-04	1.54E-09	0.04	1.57E-01	9.27E-12	1.0E+06	9.3E-06
221	2.73219	1.39E-06	3.8E-06	3.46E-04	1.31E-09	0.04	1.57E-01	7.91E-12	1.0E+06	7.9E-06
222	2.20339	1.39E-06	3.1E-06	3.46E-04	1.06E-09	0.04	1.57E-01	6.38E-12	1.0E+06	6.4E-06
223	1.94883	1.39E-06	2.7E-06	3.46E-04	9.36E-10	0.04	1.57E-01	5.64E-12	1.0E+06	5.6E-06
224	1.73834	1.39E-06	2.4E-06	3.46E-04	8.35E-10	0.04	1.57E-01	5.03E-12	1.0E+06	5.0E-06
225	1.48285	1.39E-06	2.1E-06	3.46E-04	7.13E-10	0.04	1.57E-01	4.29E-12	1.0E+06	4.3E-06
226	1.30979	1.39E-06	1.8E-06	3.46E-04	6.29E-10	0.04	1.57E-01	3.79E-12	1.0E+06	3.8E-06
227	1.1994	1.39E-06	1.7E-06	3.46E-04	5.76E-10	0.04	1.57E-01	3.47E-12	1.0E+06	3.5E-06
228	1.08286	1.39E-06	1.5E-06	3.46E-04	5.20E-10	0.04	1.57E-01	3.14E-12	1.0E+06	3.1E-06
229	0.99514	1.39E-06	1.4E-06	3.46E-04	4.78E-10	0.04	1.57E-01	2.88E-12	1.0E+06	2.9E-06
230	0.91976	1.39E-06	1.3E-06	3.46E-04	4.42E-10	0.04	1.57E-01	2.66E-12	1.0E+06	2.7E-06
231	0.80234	1.39E-06	1.1E-06	3.46E-04	3.86E-10	0.04	1.57E-01	2.32E-12	1.0E+06	2.3E-06
232	0.71245	1.39E-06	9.9E-07	3.46E-04	3.42E-10	0.04	1.57E-01	2.06E-12	1.0E+06	2.1E-06
233	0.67073	1.39E-06	9.3E-07	3.46E-04	3.22E-10	0.04	1.57E-01	1.94E-12	1.0E+06	1.9E-06
234	0.62035	1.39E-06	8.6E-07	3.46E-04	2.98E-10	0.04	1.57E-01	1.80E-12	1.0E+06	1.8E-06
235	3.39092	1.39E-06	4.7E-06	3.46E-04	1.63E-09	0.04	1.57E-01	9.82E-12	1.0E+06	9.8E-06
236	2.97217	1.39E-06	4.1E-06	3.46E-04	1.43E-09	0.04	1.57E-01	8.61E-12	1.0E+06	8.6E-06
237	2.54207	1.39E-06	3.5E-06	3.46E-04	1.22E-09	0.04	1.57E-01	7.36E-12	1.0E+06	7.4E-06
238	2.07519	1.39E-06	2.9E-06	3.46E-04	9.97E-10	0.04	1.57E-01	6.01E-12	1.0E+06	6.0E-06
239	1.80708	1.39E-06	2.5E-06	3.46E-04	8.68E-10	0.04	1.57E-01	5.23E-12	1.0E+06	5.2E-06
240	1.62604	1.39E-06	2.3E-06	3.46E-04	7.81E-10	0.04	1.57E-01	4.71E-12	1.0E+06	4.7E-06
241	1.41878	1.39E-06	2.0E-06	3.46E-04	6.82E-10	0.04	1.57E-01	4.11E-12	1.0E+06	4.1E-06
242	1.22129	1.39E-06	1.7E-06	3.46E-04	5.87E-10	0.04	1.57E-01	3.54E-12	1.0E+06	3.5E-06
243	1.12972	1.39E-06	1.6E-06	3.46E-04	5.43E-10	0.04	1.57E-01	3.27E-12	1.0E+06	3.3E-06
244	1.03008	1.39E-06	1.4E-06	3.46E-04	4.95E-10	0.04	1.57E-01	2.98E-12	1.0E+06	3.0E-06
245	0.95441	1.39E-06	1.3E-06	3.46E-04	4.59E-10	0.04	1.57E-01	2.76E-12	1.0E+06	2.8E-06
246	0.88044	1.39E-06	1.2E-06	3.46E-04	4.23E-10	0.04	1.57E-01	2.55E-12	1.0E+06	2.5E-06
247	0.73693	1.39E-06	1.0E-06	3.46E-04	3.54E-10	0.04	1.57E-01	2.13E-12	1.0E+06	2.1E-06
248	0.68162	1.39E-06	9.5E-07	3.46E-04	3.28E-10	0.04	1.57E-01	1.97E-12	1.0E+06	2.0E-06

Ventura Ranch

P1 - Demolition Haul or Vendor Risk

					Cancer Risk from 3rd Trimester					
Receptor #	Conc	g/sec	Cair	Dose Constant	Dose	ED	Risk Constant	Risk	Constant 2	Risk/ Million
249	0.63868	1.39E-06	8.9E-07	3.46E-04	3.07E-10	0.04	1.57E-01	1.85E-12	1.0E+06	1.8E-06
250	0.59265	1.39E-06	8.2E-07	3.46E-04	2.85E-10	0.04	1.57E-01	1.72E-12	1.0E+06	1.7E-06
251	3.19575	1.39E-06	4.4E-06	3.46E-04	1.54E-09	0.04	1.57E-01	9.26E-12	1.0E+06	9.3E-06
252	2.76951	1.39E-06	3.8E-06	3.46E-04	1.33E-09	0.04	1.57E-01	8.02E-12	1.0E+06	8.0E-06
253	2.38914	1.39E-06	3.3E-06	3.46E-04	1.15E-09	0.04	1.57E-01	6.92E-12	1.0E+06	6.9E-06
254	2.00279	1.39E-06	2.8E-06	3.46E-04	9.62E-10	0.04	1.57E-01	5.80E-12	1.0E+06	5.8E-06
255	1.68993	1.39E-06	2.3E-06	3.46E-04	8.12E-10	0.04	1.57E-01	4.89E-12	1.0E+06	4.9E-06
256	1.53663	1.39E-06	2.1E-06	3.46E-04	7.38E-10	0.04	1.57E-01	4.45E-12	1.0E+06	4.5E-06
257	1.364	1.39E-06	1.9E-06	3.46E-04	6.55E-10	0.04	1.57E-01	3.95E-12	1.0E+06	4.0E-06
258	1.1574	1.39E-06	1.6E-06	3.46E-04	5.56E-10	0.04	1.57E-01	3.35E-12	1.0E+06	3.4E-06
259	1.06634	1.39E-06	1.5E-06	3.46E-04	5.12E-10	0.04	1.57E-01	3.09E-12	1.0E+06	3.1E-06
260	0.97769	1.39E-06	1.4E-06	3.46E-04	4.70E-10	0.04	1.57E-01	2.83E-12	1.0E+06	2.8E-06
261	0.90503	1.39E-06	1.3E-06	3.46E-04	4.35E-10	0.04	1.57E-01	2.62E-12	1.0E+06	2.6E-06
262	0.84018	1.39E-06	1.2E-06	3.46E-04	4.04E-10	0.04	1.57E-01	2.43E-12	1.0E+06	2.4E-06
263	0.7006	1.39E-06	9.7E-07	3.46E-04	3.37E-10	0.04	1.57E-01	2.03E-12	1.0E+06	2.0E-06
264	0.6597	1.39E-06	9.2E-07	3.46E-04	3.17E-10	0.04	1.57E-01	1.91E-12	1.0E+06	1.9E-06
265	0.60324	1.39E-06	8.4E-07	3.46E-04	2.90E-10	0.04	1.57E-01	1.75E-12	1.0E+06	1.7E-06
266	0.55813	1.39E-06	7.7E-07	3.46E-04	2.68E-10	0.04	1.57E-01	1.62E-12	1.0E+06	1.6E-06
267	3.11959	1.39E-06	4.3E-06	3.46E-04	1.50E-09	0.04	1.57E-01	9.04E-12	1.0E+06	9.0E-06
268	2.58145	1.39E-06	3.6E-06	3.46E-04	1.24E-09	0.04	1.57E-01	7.48E-12	1.0E+06	7.5E-06
269	2.26569	1.39E-06	3.1E-06	3.46E-04	1.09E-09	0.04	1.57E-01	6.56E-12	1.0E+06	6.6E-06
270	1.95614	1.39E-06	2.7E-06	3.46E-04	9.40E-10	0.04	1.57E-01	5.67E-12	1.0E+06	5.7E-06
271	1.60196	1.39E-06	2.2E-06	3.46E-04	7.70E-10	0.04	1.57E-01	4.64E-12	1.0E+06	4.6E-06
272	1.45263	1.39E-06	2.0E-06	3.46E-04	6.98E-10	0.04	1.57E-01	4.21E-12	1.0E+06	4.2E-06
273	1.30412	1.39E-06	1.8E-06	3.46E-04	6.27E-10	0.04	1.57E-01	3.78E-12	1.0E+06	3.8E-06
274	1.13089	1.39E-06	1.6E-06	3.46E-04	5.43E-10	0.04	1.57E-01	3.28E-12	1.0E+06	3.3E-06
275	1.00821	1.39E-06	1.4E-06	3.46E-04	4.84E-10	0.04	1.57E-01	2.92E-12	1.0E+06	2.9E-06
276	0.93564	1.39E-06	1.3E-06	3.46E-04	4.50E-10	0.04	1.57E-01	2.71E-12	1.0E+06	2.7E-06
277	0.84125	1.39E-06	1.2E-06	3.46E-04	4.04E-10	0.04	1.57E-01	2.44E-12	1.0E+06	2.4E-06
278	0.75547	1.39E-06	1.0E-06	3.46E-04	3.63E-10	0.04	1.57E-01	2.19E-12	1.0E+06	2.2E-06
279	0.68855	1.39E-06	9.6E-07	3.46E-04	3.31E-10	0.04	1.57E-01	1.99E-12	1.0E+06	2.0E-06

Ventura Ranch

P1 - Demolition Haul or Vendor Risk

		Cancer Risk from 3rd Trimester								
Receptor #	Conc	g/sec	Cair	Dose Constant	Dose	ED	Risk Constant	Risk	Constant 2	Risk/ Million
280	0.64515	1.39E-06	9.0E-07	3.46E-04	3.10E-10	0.04	1.57E-01	1.87E-12	1.0E+06	1.9E-06
281	0.5882	1.39E-06	8.2E-07	3.46E-04	2.83E-10	0.04	1.57E-01	1.70E-12	1.0E+06	1.7E-06
282	0.54895	1.39E-06	7.6E-07	3.46E-04	2.64E-10	0.04	1.57E-01	1.59E-12	1.0E+06	1.6E-06
283	3.12407	1.39E-06	4.3E-06	3.46E-04	1.50E-09	0.04	1.57E-01	9.05E-12	1.0E+06	9.0E-06
284	2.44466	1.39E-06	3.4E-06	3.46E-04	1.17E-09	0.04	1.57E-01	7.08E-12	1.0E+06	7.1E-06
285	2.17069	1.39E-06	3.0E-06	3.46E-04	1.04E-09	0.04	1.57E-01	6.29E-12	1.0E+06	6.3E-06
286	1.88906	1.39E-06	2.6E-06	3.46E-04	9.08E-10	0.04	1.57E-01	5.47E-12	1.0E+06	5.5E-06
287	1.56333	1.39E-06	2.2E-06	3.46E-04	7.51E-10	0.04	1.57E-01	4.53E-12	1.0E+06	4.5E-06
288	1.37606	1.39E-06	1.9E-06	3.46E-04	6.61E-10	0.04	1.57E-01	3.99E-12	1.0E+06	4.0E-06
289	1.25716	1.39E-06	1.7E-06	3.46E-04	6.04E-10	0.04	1.57E-01	3.64E-12	1.0E+06	3.6E-06
290	1.11964	1.39E-06	1.6E-06	3.46E-04	5.38E-10	0.04	1.57E-01	3.24E-12	1.0E+06	3.2E-06
291	0.96908	1.39E-06	1.3E-06	3.46E-04	4.66E-10	0.04	1.57E-01	2.81E-12	1.0E+06	2.8E-06
292	0.89906	1.39E-06	1.2E-06	3.46E-04	4.32E-10	0.04	1.57E-01	2.60E-12	1.0E+06	2.6E-06
293	0.81305	1.39E-06	1.1E-06	3.46E-04	3.91E-10	0.04	1.57E-01	2.35E-12	1.0E+06	2.4E-06
294	0.74039	1.39E-06	1.0E-06	3.46E-04	3.56E-10	0.04	1.57E-01	2.14E-12	1.0E+06	2.1E-06
295	0.68021	1.39E-06	9.4E-07	3.46E-04	3.27E-10	0.04	1.57E-01	1.97E-12	1.0E+06	2.0E-06
296	0.63215	1.39E-06	8.8E-07	3.46E-04	3.04E-10	0.04	1.57E-01	1.83E-12	1.0E+06	1.8E-06
297	0.58027	1.39E-06	8.1E-07	3.46E-04	2.79E-10	0.04	1.57E-01	1.68E-12	1.0E+06	1.7E-06
298	0.53761	1.39E-06	7.5E-07	3.46E-04	2.58E-10	0.04	1.57E-01	1.56E-12	1.0E+06	1.6E-06
299	2.3673	1.39E-06	3.3E-06	3.46E-04	1.14E-09	0.04	1.57E-01	6.86E-12	1.0E+06	6.9E-06
300	2.07588	1.39E-06	2.9E-06	3.46E-04	9.97E-10	0.04	1.57E-01	6.01E-12	1.0E+06	6.0E-06
301	1.84684	1.39E-06	2.6E-06	3.46E-04	8.87E-10	0.04	1.57E-01	5.35E-12	1.0E+06	5.3E-06
302	1.60304	1.39E-06	2.2E-06	3.46E-04	7.70E-10	0.04	1.57E-01	4.64E-12	1.0E+06	4.6E-06
303	1.38056	1.39E-06	1.9E-06	3.46E-04	6.63E-10	0.04	1.57E-01	4.00E-12	1.0E+06	4.0E-06
304	1.21221	1.39E-06	1.7E-06	3.46E-04	5.82E-10	0.04	1.57E-01	3.51E-12	1.0E+06	3.5E-06
305	1.07733	1.39E-06	1.5E-06	3.46E-04	5.18E-10	0.04	1.57E-01	3.12E-12	1.0E+06	3.1E-06
306	0.95597	1.39E-06	1.3E-06	3.46E-04	4.59E-10	0.04	1.57E-01	2.77E-12	1.0E+06	2.8E-06
307	0.87173	1.39E-06	1.2E-06	3.46E-04	4.19E-10	0.04	1.57E-01	2.52E-12	1.0E+06	2.5E-06
308	0.79628	1.39E-06	1.1E-06	3.46E-04	3.83E-10	0.04	1.57E-01	2.31E-12	1.0E+06	2.3E-06

Ventura Ranch

P1 - Demolition Haul or Vendor Risk

		Cancer Risk from 3rd Trimester								
Receptor #	Conc	g/sec	Cair	Dose Constant	Dose	ED	Risk Constant	Risk	Constant 2	Risk/ Million
309	0.71892	1.39E-06	1.0E-06	3.46E-04	3.45E-10	0.04	1.57E-01	2.08E-12	1.0E+06	2.1E-06
310	0.66416	1.39E-06	9.2E-07	3.46E-04	3.19E-10	0.04	1.57E-01	1.92E-12	1.0E+06	1.9E-06
311	0.62531	1.39E-06	8.7E-07	3.46E-04	3.00E-10	0.04	1.57E-01	1.81E-12	1.0E+06	1.8E-06
312	0.58519	1.39E-06	8.1E-07	3.46E-04	2.81E-10	0.04	1.57E-01	1.69E-12	1.0E+06	1.7E-06
313	0.52414	1.39E-06	7.3E-07	3.46E-04	2.52E-10	0.04	1.57E-01	1.52E-12	1.0E+06	1.5E-06
314	2.42625	1.39E-06	3.4E-06	3.46E-04	1.17E-09	0.04	1.57E-01	7.03E-12	1.0E+06	7.0E-06
315	1.96962	1.39E-06	2.7E-06	3.46E-04	9.46E-10	0.04	1.57E-01	5.70E-12	1.0E+06	5.7E-06
316	1.77895	1.39E-06	2.5E-06	3.46E-04	8.55E-10	0.04	1.57E-01	5.15E-12	1.0E+06	5.2E-06
317	1.55978	1.39E-06	2.2E-06	3.46E-04	7.49E-10	0.04	1.57E-01	4.52E-12	1.0E+06	4.5E-06
318	1.27319	1.39E-06	1.8E-06	3.46E-04	6.12E-10	0.04	1.57E-01	3.69E-12	1.0E+06	3.7E-06
319	1.16767	1.39E-06	1.6E-06	3.46E-04	5.61E-10	0.04	1.57E-01	3.38E-12	1.0E+06	3.4E-06
320	1.05803	1.39E-06	1.5E-06	3.46E-04	5.08E-10	0.04	1.57E-01	3.06E-12	1.0E+06	3.1E-06
321	0.91141	1.39E-06	1.3E-06	3.46E-04	4.38E-10	0.04	1.57E-01	2.64E-12	1.0E+06	2.6E-06
322	0.84743	1.39E-06	1.2E-06	3.46E-04	4.07E-10	0.04	1.57E-01	2.45E-12	1.0E+06	2.5E-06
323	0.7818	1.39E-06	1.1E-06	3.46E-04	3.76E-10	0.04	1.57E-01	2.26E-12	1.0E+06	2.3E-06
324	0.7093	1.39E-06	9.8E-07	3.46E-04	3.41E-10	0.04	1.57E-01	2.05E-12	1.0E+06	2.1E-06
325	0.65216	1.39E-06	9.1E-07	3.46E-04	3.13E-10	0.04	1.57E-01	1.89E-12	1.0E+06	1.9E-06
326	0.61721	1.39E-06	8.6E-07	3.46E-04	2.97E-10	0.04	1.57E-01	1.79E-12	1.0E+06	1.8E-06
327	0.57761	1.39E-06	8.0E-07	3.46E-04	2.78E-10	0.04	1.57E-01	1.67E-12	1.0E+06	1.7E-06
328	0.5113	1.39E-06	7.1E-07	3.46E-04	2.46E-10	0.04	1.57E-01	1.48E-12	1.0E+06	1.5E-06
329	2.4358	1.39E-06	3.4E-06	3.46E-04	1.17E-09	0.04	1.57E-01	7.05E-12	1.0E+06	7.1E-06
330	1.87806	1.39E-06	2.6E-06	3.46E-04	9.02E-10	0.04	1.57E-01	5.44E-12	1.0E+06	5.4E-06
331	1.69884	1.39E-06	2.4E-06	3.46E-04	8.16E-10	0.04	1.57E-01	4.92E-12	1.0E+06	4.9E-06
332	1.50216	1.39E-06	2.1E-06	3.46E-04	7.22E-10	0.04	1.57E-01	4.35E-12	1.0E+06	4.4E-06
333	1.24376	1.39E-06	1.7E-06	3.46E-04	5.98E-10	0.04	1.57E-01	3.60E-12	1.0E+06	3.6E-06
334	1.13765	1.39E-06	1.6E-06	3.46E-04	5.47E-10	0.04	1.57E-01	3.29E-12	1.0E+06	3.3E-06
335	1.04077	1.39E-06	1.4E-06	3.46E-04	5.00E-10	0.04	1.57E-01	3.01E-12	1.0E+06	3.0E-06
336	0.90045	1.39E-06	1.2E-06	3.46E-04	4.33E-10	0.04	1.57E-01	2.61E-12	1.0E+06	2.6E-06
337	0.83257	1.39E-06	1.2E-06	3.46E-04	4.00E-10	0.04	1.57E-01	2.41E-12	1.0E+06	2.4E-06
338	0.77573	1.39E-06	1.1E-06	3.46E-04	3.73E-10	0.04	1.57E-01	2.25E-12	1.0E+06	2.2E-06
339	0.70836	1.39E-06	9.8E-07	3.46E-04	3.40E-10	0.04	1.57E-01	2.05E-12	1.0E+06	2.1E-06

Ventura Ranch

P1 - Demolition Haul or Vendor Risk

		Cancer Risk from 3rd Trimester								
Receptor #	Conc	g/sec	Cair	Dose Constant	Dose	ED	Risk Constant	Risk	Constant 2	Risk/ Million
340	0.64247	1.39E-06	8.9E-07	3.46E-04	3.09E-10	0.04	1.57E-01	1.86E-12	1.0E+06	1.9E-06
341	0.60896	1.39E-06	8.5E-07	3.46E-04	2.93E-10	0.04	1.57E-01	1.76E-12	1.0E+06	1.8E-06
342	0.56955	1.39E-06	7.9E-07	3.46E-04	2.74E-10	0.04	1.57E-01	1.65E-12	1.0E+06	1.6E-06
343	0.50006	1.39E-06	6.9E-07	3.46E-04	2.40E-10	0.04	1.57E-01	1.45E-12	1.0E+06	1.4E-06
344	0.4431	1.39E-06	6.2E-07	3.46E-04	2.13E-10	0.04	1.57E-01	1.28E-12	1.0E+06	1.3E-06
345	2.34	1.39E-06	3.2E-06	3.46E-04	1.12E-09	0.04	1.57E-01	6.78E-12	1.0E+06	6.8E-06
346	1.79496	1.39E-06	2.5E-06	3.46E-04	8.63E-10	0.04	1.57E-01	5.20E-12	1.0E+06	5.2E-06
347	1.62381	1.39E-06	2.3E-06	3.46E-04	7.80E-10	0.04	1.57E-01	4.70E-12	1.0E+06	4.7E-06
348	1.44603	1.39E-06	2.0E-06	3.46E-04	6.95E-10	0.04	1.57E-01	4.19E-12	1.0E+06	4.2E-06
349	1.22519	1.39E-06	1.7E-06	3.46E-04	5.89E-10	0.04	1.57E-01	3.55E-12	1.0E+06	3.5E-06
350	1.11205	1.39E-06	1.5E-06	3.46E-04	5.34E-10	0.04	1.57E-01	3.22E-12	1.0E+06	3.2E-06
351	1.0191	1.39E-06	1.4E-06	3.46E-04	4.90E-10	0.04	1.57E-01	2.95E-12	1.0E+06	3.0E-06
352	0.90144	1.39E-06	1.3E-06	3.46E-04	4.33E-10	0.04	1.57E-01	2.61E-12	1.0E+06	2.6E-06
353	0.82225	1.39E-06	1.1E-06	3.46E-04	3.95E-10	0.04	1.57E-01	2.38E-12	1.0E+06	2.4E-06
354	0.76898	1.39E-06	1.1E-06	3.46E-04	3.70E-10	0.04	1.57E-01	2.23E-12	1.0E+06	2.2E-06
355	0.70553	1.39E-06	9.8E-07	3.46E-04	3.39E-10	0.04	1.57E-01	2.04E-12	1.0E+06	2.0E-06
356	0.63303	1.39E-06	8.8E-07	3.46E-04	3.04E-10	0.04	1.57E-01	1.83E-12	1.0E+06	1.8E-06
357	0.60153	1.39E-06	8.3E-07	3.46E-04	2.89E-10	0.04	1.57E-01	1.74E-12	1.0E+06	1.7E-06
358	0.56302	1.39E-06	7.8E-07	3.46E-04	2.71E-10	0.04	1.57E-01	1.63E-12	1.0E+06	1.6E-06
359	0.49987	1.39E-06	6.9E-07	3.46E-04	2.40E-10	0.04	1.57E-01	1.45E-12	1.0E+06	1.4E-06
360	0.43163	1.39E-06	6.0E-07	3.46E-04	2.07E-10	0.04	1.57E-01	1.25E-12	1.0E+06	1.3E-06

Ventura Ranch

P1 - Demolition Haul or Vendor Risk

Max Cancer Risk Cancer Risk	
Receptor #	**Total Risk/ Million**
1	7.9E-07
2	7.5E-07
3	7.2E-07
4	6.9E-07
5	6.6E-07
6	6.3E-07
7	5.9E-07
8	5.5E-07
9	5.1E-07
10	4.7E-07
11	4.3E-07
12	3.9E-07
13	3.5E-07
14	3.2E-07
15	3.0E-07
16	2.8E-07
17	2.3E-07
18	2.2E-07
19	2.0E-07
20	1.8E-07
21	1.6E-07
22	6.1E-07
23	5.7E-07
24	5.3E-07
25	4.9E-07
26	4.5E-07
27	4.1E-07
28	3.6E-07
29	3.3E-07
30	3.2E-07
31	2.7E-07

Max	**Receptor #**	
6.068E-05	93	Res

Chronic Non Cancer Risk	
REL	**HI Offroad**
5	7.58E-08
5	7.20E-08
5	6.89E-08
5	6.62E-08
5	6.36E-08
5	6.00E-08
5	5.63E-08
5	5.28E-08
5	4.88E-08
5	4.47E-08
5	4.09E-08
5	3.74E-08
5	3.40E-08
5	3.09E-08
5	2.86E-08
5	2.66E-08
5	2.25E-08
5	2.12E-08
5	1.87E-08
5	1.73E-08
5	1.57E-08
5	5.81E-08
5	5.43E-08
5	5.04E-08
5	4.67E-08
5	4.29E-08
5	3.89E-08
5	3.49E-08
5	3.20E-08
5	3.04E-08
5	2.55E-08

Max	**Receptor #**	
5.817E-06	93	Res

Ventura Ranch

P1 - Demolition Haul or Vendor Risk

Max Cancer Risk Cancer Risk		*Chronic Non Cancer Risk*	
Receptor #	Total Risk/ Million	REL	HI Offroad
32	2.0E-07	5	1.95E-08
33	2.0E-07	5	1.90E-08
34	2.0E-07	5	1.94E-08
35	3.8E-07	5	3.67E-08
36	3.3E-07	5	3.17E-08
37	1.7E-06	5	1.66E-07
38	1.5E-06	5	1.45E-07
39	1.3E-06	5	1.28E-07
40	1.2E-06	5	1.15E-07
41	1.9E-06	5	1.83E-07
42	1.7E-06	5	1.58E-07
43	1.4E-06	5	1.39E-07
44	1.3E-06	5	1.24E-07
45	1.2E-06	5	1.13E-07
46	6.6E-07	5	6.35E-08
47	6.1E-07	5	5.89E-08
48	1.8E-06	5	1.74E-07
49	1.6E-06	5	1.51E-07
50	1.4E-06	5	1.34E-07
51	1.3E-06	5	1.22E-07
52	7.0E-07	5	6.70E-08
53	6.4E-07	5	6.16E-08
54	6.0E-07	5	5.77E-08
55	1.7E-06	5	1.66E-07
56	1.5E-06	5	1.46E-07
57	1.4E-06	5	1.33E-07
58	1.3E-06	5	1.23E-07
59	7.4E-07	5	7.05E-08
60	6.8E-07	5	6.52E-08
61	6.3E-07	5	6.06E-08
62	7.8E-07	5	7.43E-08

Ventura Ranch

P1 - Demolition Haul or Vendor Risk

Max Cancer Risk Cancer Risk		*Chronic Non Cancer Risk*	
Receptor #	Total Risk/ Million	REL	HI Offroad
63	7.2E-07	5	6.87E-08
64	6.6E-07	5	6.32E-08
65	7.6E-07	5	7.24E-08
66	2.9E-06	5	2.81E-07
67	2.4E-06	5	2.31E-07
68	3.7E-07	5	3.56E-08
69	3.0E-07	5	2.91E-08
70	2.6E-07	5	2.54E-08
71	2.4E-07	5	2.31E-08
72	3.4E-06	5	3.28E-07
73	2.8E-06	5	2.65E-07
74	4.6E-07	5	4.45E-08
75	3.9E-07	5	3.78E-08
76	3.3E-07	5	3.13E-08
77	2.8E-07	5	2.72E-08
78	2.7E-07	5	2.55E-08
79	4.1E-06	5	3.92E-07
80	3.2E-06	5	3.10E-07
81	4.7E-07	5	4.48E-08
82	4.2E-07	5	4.01E-08
83	3.9E-07	5	3.71E-08
84	3.8E-07	5	3.60E-08
85	3.2E-07	5	3.10E-08
86	5.0E-06	5	4.83E-07
87	3.7E-06	5	3.59E-07
88	4.6E-07	5	4.41E-08
89	4.5E-05	5	4.32E-06
90	3.3E-05	5	3.18E-06
91	5.3E-05	5	5.05E-06
92	3.2E-05	5	3.10E-06
93	6.1E-05	5	5.82E-06

Ventura Ranch

P1 - Demolition Haul or Vendor Risk

Max Cancer Risk Cancer Risk		*Chronic Non Cancer Risk*	
Receptor #	Total Risk/ Million	REL	HI Offroad
94	3.8E-05	5	3.61E-06
95	2.6E-05	5	2.52E-06
96	1.9E-05	5	1.85E-06
97	1.4E-05	5	1.39E-06
98	1.1E-05	5	1.08E-06
99	4.0E-05	5	3.81E-06
100	2.9E-05	5	2.75E-06
101	2.2E-05	5	2.08E-06
102	1.7E-05	5	1.61E-06
103	1.3E-05	5	1.26E-06
104	1.0E-05	5	9.98E-07
105	8.4E-06	5	8.01E-07
106	6.8E-06	5	6.56E-07
107	5.7E-06	5	5.50E-07
108	4.9E-06	5	4.67E-07
109	3.0E-05	5	2.83E-06
110	2.3E-05	5	2.19E-06
111	1.8E-05	5	1.73E-06
112	1.4E-05	5	1.35E-06
113	1.2E-05	5	1.11E-06
114	9.6E-06	5	9.22E-07
115	7.9E-06	5	7.58E-07
116	6.6E-06	5	6.34E-07
117	5.6E-06	5	5.36E-07
118	4.8E-06	5	4.56E-07
119	4.1E-06	5	3.89E-07
120	3.5E-06	5	3.34E-07
121	3.0E-06	5	2.91E-07
122	2.6E-06	5	2.52E-07
123	2.3E-05	5	2.24E-06
124	1.9E-05	5	1.81E-06

Ventura Ranch

P1 - Demolition Haul or Vendor Risk

Max Cancer Risk Cancer Risk		*Chronic Non Cancer Risk*	
Receptor #	Total Risk/ Million	REL	HI Offroad
125	1.5E-05	5	1.47E-06
126	1.2E-05	5	1.15E-06
127	1.0E-05	5	9.79E-07
128	8.7E-06	5	8.35E-07
129	7.0E-06	5	6.73E-07
130	6.0E-06	5	5.79E-07
131	5.3E-06	5	5.08E-07
132	4.6E-06	5	4.37E-07
133	4.0E-06	5	3.81E-07
134	3.5E-06	5	3.37E-07
135	3.1E-06	5	2.95E-07
136	2.7E-06	5	2.59E-07
137	2.4E-06	5	2.28E-07
138	2.1E-06	5	1.99E-07
139	1.9E-05	5	1.84E-06
140	1.6E-05	5	1.54E-06
141	1.3E-05	5	1.27E-06
142	1.0E-05	5	1.00E-06
143	9.1E-06	5	8.77E-07
144	7.9E-06	5	7.54E-07
145	6.4E-06	5	6.13E-07
146	5.6E-06	5	5.38E-07
147	5.0E-06	5	4.76E-07
148	4.3E-06	5	4.08E-07
149	3.8E-06	5	3.61E-07
150	3.4E-06	5	3.26E-07
151	3.0E-06	5	2.87E-07
152	2.6E-06	5	2.52E-07
153	2.4E-06	5	2.29E-07
154	2.1E-06	5	2.03E-07
155	1.6E-05	5	1.56E-06

Ventura Ranch

P1 - Demolition Haul or Vendor Risk

Max Cancer Risk Cancer Risk		*Chronic Non Cancer Risk*	
Receptor #	Total Risk/ Million	REL	HI Offroad
156	1.4E-05	5	1.33E-06
157	1.2E-05	5	1.12E-06
158	9.3E-06	5	8.88E-07
159	8.2E-06	5	7.87E-07
160	7.1E-06	5	6.84E-07
161	5.9E-06	5	5.62E-07
162	5.2E-06	5	4.98E-07
163	4.6E-06	5	4.46E-07
164	4.0E-06	5	3.85E-07
165	3.6E-06	5	3.43E-07
166	3.3E-06	5	3.12E-07
167	2.9E-06	5	2.77E-07
168	2.5E-06	5	2.43E-07
169	2.3E-06	5	2.23E-07
170	2.1E-06	5	2.00E-07
171	1.4E-05	5	1.36E-06
172	1.2E-05	5	1.18E-06
173	1.0E-05	5	9.94E-07
174	8.3E-06	5	7.96E-07
175	7.4E-06	5	7.09E-07
176	6.5E-06	5	6.23E-07
177	5.4E-06	5	5.18E-07
178	4.8E-06	5	4.61E-07
179	4.3E-06	5	4.15E-07
180	3.8E-06	5	3.61E-07
181	3.4E-06	5	3.22E-07
182	3.1E-06	5	2.96E-07
183	2.8E-06	5	2.64E-07
184	2.4E-06	5	2.32E-07
185	2.2E-06	5	2.14E-07
186	2.0E-06	5	1.93E-07

Ventura Ranch

P1 - Demolition Haul or Vendor Risk

Max Cancer Risk Cancer Risk		*Chronic Non Cancer Risk*	
Receptor #	Total Risk/ Million	REL	HI Offroad
187	1.3E-05	5	1.21E-06
188	1.1E-05	5	1.06E-06
189	9.3E-06	5	8.95E-07
190	7.5E-06	5	7.18E-07
191	6.7E-06	5	6.42E-07
192	5.9E-06	5	5.70E-07
193	5.0E-06	5	4.75E-07
194	4.4E-06	5	4.25E-07
195	4.0E-06	5	3.86E-07
196	3.5E-06	5	3.39E-07
197	3.2E-06	5	3.03E-07
198	2.9E-06	5	2.80E-07
199	2.6E-06	5	2.52E-07
200	2.3E-06	5	2.20E-07
201	2.1E-06	5	2.05E-07
202	1.9E-06	5	1.86E-07
203	1.2E-05	5	1.10E-06
204	1.0E-05	5	9.63E-07
205	8.6E-06	5	8.21E-07
206	6.9E-06	5	6.59E-07
207	6.1E-06	5	5.87E-07
208	5.5E-06	5	5.24E-07
209	4.6E-06	5	4.39E-07
210	4.1E-06	5	3.92E-07
211	3.7E-06	5	3.58E-07
212	3.3E-06	5	3.19E-07
213	3.0E-06	5	2.88E-07
214	2.8E-06	5	2.67E-07
215	2.5E-06	5	2.40E-07
216	2.2E-06	5	2.09E-07
217	2.0E-06	5	1.95E-07

Ventura Ranch

P1 - Demolition Haul or Vendor Risk

Max Cancer Risk Cancer Risk		*Chronic Non Cancer Risk*	
Receptor #	Total Risk/ Million	REL	HI Offroad
218	1.9E-06	5	1.80E-07
219	1.1E-05	5	1.02E-06
220	9.3E-06	5	8.89E-07
221	7.9E-06	5	7.59E-07
222	6.4E-06	5	6.12E-07
223	5.6E-06	5	5.41E-07
224	5.0E-06	5	4.83E-07
225	4.3E-06	5	4.12E-07
226	3.8E-06	5	3.64E-07
227	3.5E-06	5	3.33E-07
228	3.1E-06	5	3.01E-07
229	2.9E-06	5	2.76E-07
230	2.7E-06	5	2.55E-07
231	2.3E-06	5	2.23E-07
232	2.1E-06	5	1.98E-07
233	1.9E-06	5	1.86E-07
234	1.8E-06	5	1.72E-07
235	9.8E-06	5	9.41E-07
236	8.6E-06	5	8.25E-07
237	7.4E-06	5	7.06E-07
238	6.0E-06	5	5.76E-07
239	5.2E-06	5	5.02E-07
240	4.7E-06	5	4.51E-07
241	4.1E-06	5	3.94E-07
242	3.5E-06	5	3.39E-07
243	3.3E-06	5	3.14E-07
244	3.0E-06	5	2.86E-07
245	2.8E-06	5	2.65E-07
246	2.5E-06	5	2.44E-07
247	2.1E-06	5	2.05E-07
248	2.0E-06	5	1.89E-07

Ventura Ranch

P1 - Demolition Haul or Vendor Risk

Max Cancer Risk Cancer Risk		*Chronic Non Cancer Risk*	
Receptor #	Total Risk/ Million	REL	HI Offroad
249	1.8E-06	5	1.77E-07
250	1.7E-06	5	1.65E-07
251	9.3E-06	5	8.87E-07
252	8.0E-06	5	7.69E-07
253	6.9E-06	5	6.63E-07
254	5.8E-06	5	5.56E-07
255	4.9E-06	5	4.69E-07
256	4.5E-06	5	4.27E-07
257	4.0E-06	5	3.79E-07
258	3.4E-06	5	3.21E-07
259	3.1E-06	5	2.96E-07
260	2.8E-06	5	2.71E-07
261	2.6E-06	5	2.51E-07
262	2.4E-06	5	2.33E-07
263	2.0E-06	5	1.95E-07
264	1.9E-06	5	1.83E-07
265	1.7E-06	5	1.67E-07
266	1.6E-06	5	1.55E-07
267	9.0E-06	5	8.66E-07
268	7.5E-06	5	7.17E-07
269	6.6E-06	5	6.29E-07
270	5.7E-06	5	5.43E-07
271	4.6E-06	5	4.45E-07
272	4.2E-06	5	4.03E-07
273	3.8E-06	5	3.62E-07
274	3.3E-06	5	3.14E-07
275	2.9E-06	5	2.80E-07
276	2.7E-06	5	2.60E-07
277	2.4E-06	5	2.34E-07
278	2.2E-06	5	2.10E-07
279	2.0E-06	5	1.91E-07

Ventura Ranch

P1 - Demolition Haul or Vendor Risk

Max Cancer Risk Cancer Risk		*Chronic Non Cancer Risk*	
Receptor #	Total Risk/ Million	REL	HI Offroad
280	1.9E-06	5	1.79E-07
281	1.7E-06	5	1.63E-07
282	1.6E-06	5	1.52E-07
283	9.0E-06	5	8.67E-07
284	7.1E-06	5	6.79E-07
285	6.3E-06	5	6.03E-07
286	5.5E-06	5	5.24E-07
287	4.5E-06	5	4.34E-07
288	4.0E-06	5	3.82E-07
289	3.6E-06	5	3.49E-07
290	3.2E-06	5	3.11E-07
291	2.8E-06	5	2.69E-07
292	2.6E-06	5	2.50E-07
293	2.4E-06	5	2.26E-07
294	2.1E-06	5	2.06E-07
295	2.0E-06	5	1.89E-07
296	1.8E-06	5	1.75E-07
297	1.7E-06	5	1.61E-07
298	1.6E-06	5	1.49E-07
299	6.9E-06	5	6.57E-07
300	6.0E-06	5	5.76E-07
301	5.3E-06	5	5.13E-07
302	4.6E-06	5	4.45E-07
303	4.0E-06	5	3.83E-07
304	3.5E-06	5	3.37E-07
305	3.1E-06	5	2.99E-07
306	2.8E-06	5	2.65E-07
307	2.5E-06	5	2.42E-07
308	2.3E-06	5	2.21E-07

Ventura Ranch

P1 - Demolition Haul or Vendor Risk

Max Cancer Risk Cancer Risk		*Chronic Non Cancer Risk*	
Receptor #	Total Risk/ Million	REL	HI Offroad
309	2.1E-06	5	2.00E-07
310	1.9E-06	5	1.84E-07
311	1.8E-06	5	1.74E-07
312	1.7E-06	5	1.62E-07
313	1.5E-06	5	1.46E-07
314	7.0E-06	5	6.74E-07
315	5.7E-06	5	5.47E-07
316	5.2E-06	5	4.94E-07
317	4.5E-06	5	4.33E-07
318	3.7E-06	5	3.53E-07
319	3.4E-06	5	3.24E-07
320	3.1E-06	5	2.94E-07
321	2.6E-06	5	2.53E-07
322	2.5E-06	5	2.35E-07
323	2.3E-06	5	2.17E-07
324	2.1E-06	5	1.97E-07
325	1.9E-06	5	1.81E-07
326	1.8E-06	5	1.71E-07
327	1.7E-06	5	1.60E-07
328	1.5E-06	5	1.42E-07
329	7.1E-06	5	6.76E-07
330	5.4E-06	5	5.21E-07
331	4.9E-06	5	4.72E-07
332	4.4E-06	5	4.17E-07
333	3.6E-06	5	3.45E-07
334	3.3E-06	5	3.16E-07
335	3.0E-06	5	2.89E-07
336	2.6E-06	5	2.50E-07
337	2.4E-06	5	2.31E-07
338	2.2E-06	5	2.15E-07
339	2.1E-06	5	1.97E-07

Ventura Ranch

P1 - Demolition Haul or Vendor Risk

Max Cancer Risk Cancer Risk		*Chronic Non Cancer Risk*	
Receptor #	**Total Risk/ Million**	**REL**	**HI Offroad**
340	1.9E-06	5	1.78E-07
341	1.8E-06	5	1.69E-07
342	1.6E-06	5	1.58E-07
343	1.4E-06	5	1.39E-07
344	1.3E-06	5	1.23E-07
345	6.8E-06	5	6.50E-07
346	5.2E-06	5	4.98E-07
347	4.7E-06	5	4.51E-07
348	4.2E-06	5	4.01E-07
349	3.5E-06	5	3.40E-07
350	3.2E-06	5	3.09E-07
351	3.0E-06	5	2.83E-07
352	2.6E-06	5	2.50E-07
353	2.4E-06	5	2.28E-07
354	2.2E-06	5	2.13E-07
355	2.0E-06	5	1.96E-07
356	1.8E-06	5	1.76E-07
357	1.7E-06	5	1.67E-07
358	1.6E-06	5	1.56E-07
359	1.4E-06	5	1.39E-07
360	1.3E-06	5	1.20E-07

Ventura Ranch

P1- Site Preparation

		Cancer Risk from 3rd Trimester								
Receptor #	Conc	g/sec	Cair	Dose Constant	Dose	ED	Risk Constant	Risk	Constant 2	Risk/ Million
1	1.74419	1.26E-03	2.2E-03	3.46E-04	7.61E-07	0.14	1.57E-01	1.67E-08	1.0E+06	1.7E-02
2	1.48587	1.26E-03	1.9E-03	3.46E-04	6.48E-07	0.14	1.57E-01	1.42E-08	1.0E+06	1.4E-02
3	1.24779	1.26E-03	1.6E-03	3.46E-04	5.44E-07	0.14	1.57E-01	1.19E-08	1.0E+06	1.2E-02
4	1.0359	1.26E-03	1.3E-03	3.46E-04	4.52E-07	0.14	1.57E-01	9.92E-09	1.0E+06	9.9E-03
5	0.85211	1.26E-03	1.1E-03	3.46E-04	3.72E-07	0.14	1.57E-01	8.16E-09	1.0E+06	8.2E-03
6	0.69399	1.26E-03	8.7E-04	3.46E-04	3.03E-07	0.14	1.57E-01	6.65E-09	1.0E+06	6.6E-03
7	0.56428	1.26E-03	7.1E-04	3.46E-04	2.46E-07	0.14	1.57E-01	5.40E-09	1.0E+06	5.4E-03
8	0.45951	1.26E-03	5.8E-04	3.46E-04	2.00E-07	0.14	1.57E-01	4.40E-09	1.0E+06	4.4E-03
9	0.37548	1.26E-03	4.7E-04	3.46E-04	1.64E-07	0.14	1.57E-01	3.60E-09	1.0E+06	3.6E-03
10	0.30921	1.26E-03	3.9E-04	3.46E-04	1.35E-07	0.14	1.57E-01	2.96E-09	1.0E+06	3.0E-03
11	0.22348	1.26E-03	2.8E-04	3.46E-04	9.75E-08	0.14	1.57E-01	2.14E-09	1.0E+06	2.1E-03
12	0.18619	1.26E-03	2.3E-04	3.46E-04	8.12E-08	0.14	1.57E-01	1.78E-09	1.0E+06	1.8E-03
13	0.15807	1.26E-03	2.0E-04	3.46E-04	6.89E-08	0.14	1.57E-01	1.51E-09	1.0E+06	1.5E-03
14	0.13663	1.26E-03	1.7E-04	3.46E-04	5.96E-08	0.14	1.57E-01	1.31E-09	1.0E+06	1.3E-03
15	0.12062	1.26E-03	1.5E-04	3.46E-04	5.26E-08	0.14	1.57E-01	1.16E-09	1.0E+06	1.2E-03
16	0.10793	1.26E-03	1.4E-04	3.46E-04	4.71E-08	0.14	1.57E-01	1.03E-09	1.0E+06	1.0E-03
17	0.09134	1.26E-03	1.2E-04	3.46E-04	3.98E-08	0.14	1.57E-01	8.75E-10	1.0E+06	8.7E-04
18	0.08367	1.26E-03	1.1E-04	3.46E-04	3.65E-08	0.14	1.57E-01	8.01E-10	1.0E+06	8.0E-04
19	0.07295	1.26E-03	9.2E-05	3.46E-04	3.18E-08	0.14	1.57E-01	6.99E-10	1.0E+06	7.0E-04
20	0.06626	1.26E-03	8.3E-05	3.46E-04	2.89E-08	0.14	1.57E-01	6.35E-10	1.0E+06	6.3E-04
21	0.05918	1.26E-03	7.5E-05	3.46E-04	2.58E-08	0.14	1.57E-01	5.67E-10	1.0E+06	5.7E-04
22	0.57661	1.26E-03	7.3E-04	3.46E-04	2.51E-07	0.14	1.57E-01	5.52E-09	1.0E+06	5.5E-03
23	0.4663	1.26E-03	5.9E-04	3.46E-04	2.03E-07	0.14	1.57E-01	4.47E-09	1.0E+06	4.5E-03
24	0.37932	1.26E-03	4.8E-04	3.46E-04	1.65E-07	0.14	1.57E-01	3.63E-09	1.0E+06	3.6E-03
25	0.31151	1.26E-03	3.9E-04	3.46E-04	1.36E-07	0.14	1.57E-01	2.98E-09	1.0E+06	3.0E-03
26	0.22637	1.26E-03	2.9E-04	3.46E-04	9.87E-08	0.14	1.57E-01	2.17E-09	1.0E+06	2.2E-03
27	0.18813	1.26E-03	2.4E-04	3.46E-04	8.21E-08	0.14	1.57E-01	1.80E-09	1.0E+06	1.8E-03
28	0.15937	1.26E-03	2.0E-04	3.46E-04	6.95E-08	0.14	1.57E-01	1.53E-09	1.0E+06	1.5E-03
29	0.13873	1.26E-03	1.7E-04	3.46E-04	6.05E-08	0.14	1.57E-01	1.33E-09	1.0E+06	1.3E-03
30	0.12447	1.26E-03	1.6E-04	3.46E-04	5.43E-08	0.14	1.57E-01	1.19E-09	1.0E+06	1.2E-03
31	0.10492	1.26E-03	1.3E-04	3.46E-04	4.58E-08	0.14	1.57E-01	1.00E-09	1.0E+06	1.0E-03

Ventura Ranch

P1- Site Preparation

					Cancer Risk from 3rd Trimester					
Receptor #	Conc	g/sec	Cair	Dose Constant	Dose	ED	Risk Constant	Risk	Constant 2	Risk/ Million
32	0.081	1.26E-03	1.0E-04	3.46E-04	3.53E-08	0.14	1.57E-01	7.76E-10	1.0E+06	7.8E-04
33	0.07635	1.26E-03	9.6E-05	3.46E-04	3.33E-08	0.14	1.57E-01	7.31E-10	1.0E+06	7.3E-04
34	0.07501	1.26E-03	9.5E-05	3.46E-04	3.27E-08	0.14	1.57E-01	7.18E-10	1.0E+06	7.2E-04
35	0.14698	1.26E-03	1.9E-04	3.46E-04	6.41E-08	0.14	1.57E-01	1.41E-09	1.0E+06	1.4E-03
36	0.12721	1.26E-03	1.6E-04	3.46E-04	5.55E-08	0.14	1.57E-01	1.22E-09	1.0E+06	1.2E-03
37	4.06955	1.26E-03	5.1E-03	3.46E-04	1.77E-06	0.14	1.57E-01	3.90E-08	1.0E+06	3.9E-02
38	3.97404	1.26E-03	5.0E-03	3.46E-04	1.73E-06	0.14	1.57E-01	3.81E-08	1.0E+06	3.8E-02
39	3.702	1.26E-03	4.7E-03	3.46E-04	1.61E-06	0.14	1.57E-01	3.55E-08	1.0E+06	3.5E-02
40	3.31677	1.26E-03	4.2E-03	3.46E-04	1.45E-06	0.14	1.57E-01	3.18E-08	1.0E+06	3.2E-02
41	4.59189	1.26E-03	5.8E-03	3.46E-04	2.00E-06	0.14	1.57E-01	4.40E-08	1.0E+06	4.4E-02
42	4.5073	1.26E-03	5.7E-03	3.46E-04	1.97E-06	0.14	1.57E-01	4.32E-08	1.0E+06	4.3E-02
43	4.19779	1.26E-03	5.3E-03	3.46E-04	1.83E-06	0.14	1.57E-01	4.02E-08	1.0E+06	4.0E-02
44	3.74723	1.26E-03	4.7E-03	3.46E-04	1.63E-06	0.14	1.57E-01	3.59E-08	1.0E+06	3.6E-02
45	3.21901	1.26E-03	4.1E-03	3.46E-04	1.40E-06	0.14	1.57E-01	3.08E-08	1.0E+06	3.1E-02
46	0.49683	1.26E-03	6.3E-04	3.46E-04	2.17E-07	0.14	1.57E-01	4.76E-09	1.0E+06	4.8E-03
47	0.39719	1.26E-03	5.0E-04	3.46E-04	1.73E-07	0.14	1.57E-01	3.80E-09	1.0E+06	3.8E-03
48	5.14911	1.26E-03	6.5E-03	3.46E-04	2.25E-06	0.14	1.57E-01	4.93E-08	1.0E+06	4.9E-02
49	4.8133	1.26E-03	6.1E-03	3.46E-04	2.10E-06	0.14	1.57E-01	4.61E-08	1.0E+06	4.6E-02
50	4.26333	1.26E-03	5.4E-03	3.46E-04	1.86E-06	0.14	1.57E-01	4.08E-08	1.0E+06	4.1E-02
51	3.60174	1.26E-03	4.5E-03	3.46E-04	1.57E-06	0.14	1.57E-01	3.45E-08	1.0E+06	3.4E-02
52	0.50656	1.26E-03	6.4E-04	3.46E-04	2.21E-07	0.14	1.57E-01	4.85E-09	1.0E+06	4.9E-03
53	0.3584	1.26E-03	4.5E-04	3.46E-04	1.56E-07	0.14	1.57E-01	3.43E-09	1.0E+06	3.4E-03
54	0.29252	1.26E-03	3.7E-04	3.46E-04	1.28E-07	0.14	1.57E-01	2.80E-09	1.0E+06	2.8E-03
55	5.51596	1.26E-03	6.9E-03	3.46E-04	2.41E-06	0.14	1.57E-01	5.28E-08	1.0E+06	5.3E-02
56	4.86165	1.26E-03	6.1E-03	3.46E-04	2.12E-06	0.14	1.57E-01	4.66E-08	1.0E+06	4.7E-02
57	4.05056	1.26E-03	5.1E-03	3.46E-04	1.77E-06	0.14	1.57E-01	3.88E-08	1.0E+06	3.9E-02
58	3.23276	1.26E-03	4.1E-03	3.46E-04	1.41E-06	0.14	1.57E-01	3.10E-08	1.0E+06	3.1E-02
59	0.51738	1.26E-03	6.5E-04	3.46E-04	2.26E-07	0.14	1.57E-01	4.95E-09	1.0E+06	5.0E-03
60	0.36646	1.26E-03	4.6E-04	3.46E-04	1.60E-07	0.14	1.57E-01	3.51E-09	1.0E+06	3.5E-03
61	0.29871	1.26E-03	3.8E-04	3.46E-04	1.30E-07	0.14	1.57E-01	2.86E-09	1.0E+06	2.9E-03
62	0.52952	1.26E-03	6.7E-04	3.46E-04	2.31E-07	0.14	1.57E-01	5.07E-09	1.0E+06	5.1E-03

Ventura Ranch

P1- Site Preparation

		Cancer Risk from 3rd Trimester								
Receptor #	Conc	g/sec	Cair	Dose Constant	Dose	ED	Risk Constant	Risk	Constant 2	Risk/ Million
63	0.37503	1.26E-03	4.7E-04	3.46E-04	1.64E-07	0.14	1.57E-01	3.59E-09	1.0E+06	3.6E-03
64	0.30525	1.26E-03	3.8E-04	3.46E-04	1.33E-07	0.14	1.57E-01	2.92E-09	1.0E+06	2.9E-03
65	0.38533	1.26E-03	4.9E-04	3.46E-04	1.68E-07	0.14	1.57E-01	3.69E-09	1.0E+06	3.7E-03
66	10.22484	1.26E-03	1.3E-02	3.46E-04	4.46E-06	0.14	1.57E-01	9.79E-08	1.0E+06	9.8E-02
67	9.58429	1.26E-03	1.2E-02	3.46E-04	4.18E-06	0.14	1.57E-01	9.18E-08	1.0E+06	9.2E-02
68	0.14678	1.26E-03	1.8E-04	3.46E-04	6.40E-08	0.14	1.57E-01	1.41E-09	1.0E+06	1.4E-03
69	0.12707	1.26E-03	1.6E-04	3.46E-04	5.54E-08	0.14	1.57E-01	1.22E-09	1.0E+06	1.2E-03
70	0.11279	1.26E-03	1.4E-04	3.46E-04	4.92E-08	0.14	1.57E-01	1.08E-09	1.0E+06	1.1E-03
71	0.10297	1.26E-03	1.3E-04	3.46E-04	4.49E-08	0.14	1.57E-01	9.86E-10	1.0E+06	9.9E-04
72	13.05387	1.26E-03	1.6E-02	3.46E-04	5.69E-06	0.14	1.57E-01	1.25E-07	1.0E+06	1.3E-01
73	12.14272	1.26E-03	1.5E-02	3.46E-04	5.30E-06	0.14	1.57E-01	1.16E-07	1.0E+06	1.2E-01
74	0.17774	1.26E-03	2.2E-04	3.46E-04	7.75E-08	0.14	1.57E-01	1.70E-09	1.0E+06	1.7E-03
75	0.15851	1.26E-03	2.0E-04	3.46E-04	6.91E-08	0.14	1.57E-01	1.52E-09	1.0E+06	1.5E-03
76	0.13864	1.26E-03	1.7E-04	3.46E-04	6.05E-08	0.14	1.57E-01	1.33E-09	1.0E+06	1.3E-03
77	0.12324	1.26E-03	1.6E-04	3.46E-04	5.38E-08	0.14	1.57E-01	1.18E-09	1.0E+06	1.2E-03
78	0.11465	1.26E-03	1.4E-04	3.46E-04	5.00E-08	0.14	1.57E-01	1.10E-09	1.0E+06	1.1E-03
79	17.40487	1.26E-03	2.2E-02	3.46E-04	7.59E-06	0.14	1.57E-01	1.67E-07	1.0E+06	1.7E-01
80	16.04707	1.26E-03	2.0E-02	3.46E-04	7.00E-06	0.14	1.57E-01	1.54E-07	1.0E+06	1.5E-01
81	0.19077	1.26E-03	2.4E-04	3.46E-04	8.32E-08	0.14	1.57E-01	1.83E-09	1.0E+06	1.8E-03
82	0.17294	1.26E-03	2.2E-04	3.46E-04	7.54E-08	0.14	1.57E-01	1.66E-09	1.0E+06	1.7E-03
83	0.15891	1.26E-03	2.0E-04	3.46E-04	6.93E-08	0.14	1.57E-01	1.52E-09	1.0E+06	1.5E-03
84	0.1492	1.26E-03	1.9E-04	3.46E-04	6.51E-08	0.14	1.57E-01	1.43E-09	1.0E+06	1.4E-03
85	0.13423	1.26E-03	1.7E-04	3.46E-04	5.85E-08	0.14	1.57E-01	1.29E-09	1.0E+06	1.3E-03
86	24.62937	1.26E-03	3.1E-02	3.46E-04	1.07E-05	0.14	1.57E-01	2.36E-07	1.0E+06	2.4E-01
87	22.88906	1.26E-03	2.9E-02	3.46E-04	9.98E-06	0.14	1.57E-01	2.19E-07	1.0E+06	2.2E-01
88	0.19364	1.26E-03	2.4E-04	3.46E-04	8.45E-08	0.14	1.57E-01	1.85E-09	1.0E+06	1.9E-03
89	6.21197	1.26E-03	7.8E-03	3.46E-04	2.71E-06	0.14	1.57E-01	5.95E-08	1.0E+06	5.9E-02
90	2.88661	1.26E-03	3.6E-03	3.46E-04	1.26E-06	0.14	1.57E-01	2.76E-08	1.0E+06	2.8E-02
91	4.31546	1.26E-03	5.4E-03	3.46E-04	1.88E-06	0.14	1.57E-01	4.13E-08	1.0E+06	4.1E-02
92	7.53673	1.26E-03	9.5E-03	3.46E-04	3.29E-06	0.14	1.57E-01	7.22E-08	1.0E+06	7.2E-02
93	2.08434	1.26E-03	2.6E-03	3.46E-04	9.09E-07	0.14	1.57E-01	2.00E-08	1.0E+06	2.0E-02

Ventura Ranch

P1- Site Preparation

		Cancer Risk from 3rd Trimester								
Receptor #	Conc	g/sec	Cair	Dose Constant	Dose	ED	Risk Constant	Risk	Constant 2	Risk/ Million
94	2.82357	1.26E-03	3.6E-03	3.46E-04	1.23E-06	0.14	1.57E-01	2.70E-08	1.0E+06	2.7E-02
95	4.13574	1.26E-03	5.2E-03	3.46E-04	1.80E-06	0.14	1.57E-01	3.96E-08	1.0E+06	4.0E-02
96	7.78584	1.26E-03	9.8E-03	3.46E-04	3.40E-06	0.14	1.57E-01	7.46E-08	1.0E+06	7.5E-02
97	15.12865	1.26E-03	1.9E-02	3.46E-04	6.60E-06	0.14	1.57E-01	1.45E-07	1.0E+06	1.4E-01
98	22.12098	1.26E-03	2.8E-02	3.46E-04	9.65E-06	0.14	1.57E-01	2.12E-07	1.0E+06	2.1E-01
99	1.46481	1.26E-03	1.8E-03	3.46E-04	6.39E-07	0.14	1.57E-01	1.40E-08	1.0E+06	1.4E-02
100	1.84528	1.26E-03	2.3E-03	3.46E-04	8.05E-07	0.14	1.57E-01	1.77E-08	1.0E+06	1.8E-02
101	2.46216	1.26E-03	3.1E-03	3.46E-04	1.07E-06	0.14	1.57E-01	2.36E-08	1.0E+06	2.4E-02
102	3.69393	1.26E-03	4.7E-03	3.46E-04	1.61E-06	0.14	1.57E-01	3.54E-08	1.0E+06	3.5E-02
103	5.71962	1.26E-03	7.2E-03	3.46E-04	2.49E-06	0.14	1.57E-01	5.48E-08	1.0E+06	5.5E-02
104	8.14125	1.26E-03	1.0E-02	3.46E-04	3.55E-06	0.14	1.57E-01	7.80E-08	1.0E+06	7.8E-02
105	10.73462	1.26E-03	1.4E-02	3.46E-04	4.68E-06	0.14	1.57E-01	1.03E-07	1.0E+06	1.0E-01
106	13.10827	1.26E-03	1.7E-02	3.46E-04	5.72E-06	0.14	1.57E-01	1.26E-07	1.0E+06	1.3E-01
107	15.43661	1.26E-03	1.9E-02	3.46E-04	6.73E-06	0.14	1.57E-01	1.48E-07	1.0E+06	1.5E-01
108	14.75418	1.26E-03	1.9E-02	3.46E-04	6.44E-06	0.14	1.57E-01	1.41E-07	1.0E+06	1.4E-01
109	1.04987	1.26E-03	1.3E-03	3.46E-04	4.58E-07	0.14	1.57E-01	1.01E-08	1.0E+06	1.0E-02
110	1.27195	1.26E-03	1.6E-03	3.46E-04	5.55E-07	0.14	1.57E-01	1.22E-08	1.0E+06	1.2E-02
111	1.61771	1.26E-03	2.0E-03	3.46E-04	7.06E-07	0.14	1.57E-01	1.55E-08	1.0E+06	1.5E-02
112	2.11313	1.26E-03	2.7E-03	3.46E-04	9.22E-07	0.14	1.57E-01	2.02E-08	1.0E+06	2.0E-02
113	2.86727	1.26E-03	3.6E-03	3.46E-04	1.25E-06	0.14	1.57E-01	2.75E-08	1.0E+06	2.7E-02
114	3.91346	1.26E-03	4.9E-03	3.46E-04	1.71E-06	0.14	1.57E-01	3.75E-08	1.0E+06	3.7E-02
115	5.04271	1.26E-03	6.4E-03	3.46E-04	2.20E-06	0.14	1.57E-01	4.83E-08	1.0E+06	4.8E-02
116	6.2706	1.26E-03	7.9E-03	3.46E-04	2.73E-06	0.14	1.57E-01	6.01E-08	1.0E+06	6.0E-02
117	7.30908	1.26E-03	9.2E-03	3.46E-04	3.19E-06	0.14	1.57E-01	7.00E-08	1.0E+06	7.0E-02
118	7.83559	1.26E-03	9.9E-03	3.46E-04	3.42E-06	0.14	1.57E-01	7.50E-08	1.0E+06	7.5E-02
119	7.5024	1.26E-03	9.5E-03	3.46E-04	3.27E-06	0.14	1.57E-01	7.18E-08	1.0E+06	7.2E-02
120	6.66577	1.26E-03	8.4E-03	3.46E-04	2.91E-06	0.14	1.57E-01	6.38E-08	1.0E+06	6.4E-02
121	5.75345	1.26E-03	7.2E-03	3.46E-04	2.51E-06	0.14	1.57E-01	5.51E-08	1.0E+06	5.5E-02
122	4.86707	1.26E-03	6.1E-03	3.46E-04	2.12E-06	0.14	1.57E-01	4.66E-08	1.0E+06	4.7E-02
123	0.7821	1.26E-03	9.9E-04	3.46E-04	3.41E-07	0.14	1.57E-01	7.49E-09	1.0E+06	7.5E-03
124	0.92737	1.26E-03	1.2E-03	3.46E-04	4.04E-07	0.14	1.57E-01	8.88E-09	1.0E+06	8.9E-03

Ventura Ranch

P1- Site Preparation

		Cancer Risk from 3rd Trimester								
Receptor #	Conc	g/sec	Cair	Dose Constant	Dose	ED	Risk Constant	Risk	Constant 2	Risk/ Million
125	1.13937	1.26E-03	1.4E-03	3.46E-04	4.97E-07	0.14	1.57E-01	1.09E-08	1.0E+06	1.1E-02
126	1.37691	1.26E-03	1.7E-03	3.46E-04	6.01E-07	0.14	1.57E-01	1.32E-08	1.0E+06	1.3E-02
127	1.77167	1.26E-03	2.2E-03	3.46E-04	7.73E-07	0.14	1.57E-01	1.70E-08	1.0E+06	1.7E-02
128	2.2814	1.26E-03	2.9E-03	3.46E-04	9.95E-07	0.14	1.57E-01	2.18E-08	1.0E+06	2.2E-02
129	2.70822	1.26E-03	3.4E-03	3.46E-04	1.18E-06	0.14	1.57E-01	2.59E-08	1.0E+06	2.6E-02
130	3.32715	1.26E-03	4.2E-03	3.46E-04	1.45E-06	0.14	1.57E-01	3.19E-08	1.0E+06	3.2E-02
131	3.98337	1.26E-03	5.0E-03	3.46E-04	1.74E-06	0.14	1.57E-01	3.81E-08	1.0E+06	3.8E-02
132	4.41288	1.26E-03	5.6E-03	3.46E-04	1.92E-06	0.14	1.57E-01	4.23E-08	1.0E+06	4.2E-02
133	4.63782	1.26E-03	5.8E-03	3.46E-04	2.02E-06	0.14	1.57E-01	4.44E-08	1.0E+06	4.4E-02
134	4.63006	1.26E-03	5.8E-03	3.46E-04	2.02E-06	0.14	1.57E-01	4.43E-08	1.0E+06	4.4E-02
135	4.3627	1.26E-03	5.5E-03	3.46E-04	1.90E-06	0.14	1.57E-01	4.18E-08	1.0E+06	4.2E-02
136	3.96893	1.26E-03	5.0E-03	3.46E-04	1.73E-06	0.14	1.57E-01	3.80E-08	1.0E+06	3.8E-02
137	3.54951	1.26E-03	4.5E-03	3.46E-04	1.55E-06	0.14	1.57E-01	3.40E-08	1.0E+06	3.4E-02
138	3.11018	1.26E-03	3.9E-03	3.46E-04	1.36E-06	0.14	1.57E-01	2.98E-08	1.0E+06	3.0E-02
139	0.60531	1.26E-03	7.6E-04	3.46E-04	2.64E-07	0.14	1.57E-01	5.80E-09	1.0E+06	5.8E-03
140	0.7081	1.26E-03	8.9E-04	3.46E-04	3.09E-07	0.14	1.57E-01	6.78E-09	1.0E+06	6.8E-03
141	0.84879	1.26E-03	1.1E-03	3.46E-04	3.70E-07	0.14	1.57E-01	8.13E-09	1.0E+06	8.1E-03
142	0.98529	1.26E-03	1.2E-03	3.46E-04	4.30E-07	0.14	1.57E-01	9.44E-09	1.0E+06	9.4E-03
143	1.22509	1.26E-03	1.5E-03	3.46E-04	5.34E-07	0.14	1.57E-01	1.17E-08	1.0E+06	1.2E-02
144	1.50737	1.26E-03	1.9E-03	3.46E-04	6.57E-07	0.14	1.57E-01	1.44E-08	1.0E+06	1.4E-02
145	1.73075	1.26E-03	2.2E-03	3.46E-04	7.55E-07	0.14	1.57E-01	1.66E-08	1.0E+06	1.7E-02
146	2.07515	1.26E-03	2.6E-03	3.46E-04	9.05E-07	0.14	1.57E-01	1.99E-08	1.0E+06	2.0E-02
147	2.43513	1.26E-03	3.1E-03	3.46E-04	1.06E-06	0.14	1.57E-01	2.33E-08	1.0E+06	2.3E-02
148	2.67446	1.26E-03	3.4E-03	3.46E-04	1.17E-06	0.14	1.57E-01	2.56E-08	1.0E+06	2.6E-02
149	2.89781	1.26E-03	3.7E-03	3.46E-04	1.26E-06	0.14	1.57E-01	2.78E-08	1.0E+06	2.8E-02
150	3.07464	1.26E-03	3.9E-03	3.46E-04	1.34E-06	0.14	1.57E-01	2.94E-08	1.0E+06	2.9E-02
151	3.06354	1.26E-03	3.9E-03	3.46E-04	1.34E-06	0.14	1.57E-01	2.93E-08	1.0E+06	2.9E-02
152	2.94938	1.26E-03	3.7E-03	3.46E-04	1.29E-06	0.14	1.57E-01	2.82E-08	1.0E+06	2.8E-02
153	2.8332	1.26E-03	3.6E-03	3.46E-04	1.24E-06	0.14	1.57E-01	2.71E-08	1.0E+06	2.7E-02
154	2.61338	1.26E-03	3.3E-03	3.46E-04	1.14E-06	0.14	1.57E-01	2.50E-08	1.0E+06	2.5E-02
155	0.48128	1.26E-03	6.1E-04	3.46E-04	2.10E-07	0.14	1.57E-01	4.61E-09	1.0E+06	4.6E-03

Ventura Ranch

P1- Site Preparation

							Cancer Risk from 3rd Trimester			
Receptor #	Conc	g/sec	Cair	Dose Constant	Dose	ED	Risk Constant	Risk	Constant 2	Risk/ Million
156	0.56135	1.26E-03	7.1E-04	3.46E-04	2.45E-07	0.14	1.57E-01	5.38E-09	1.0E+06	5.4E-03
157	0.6536	1.26E-03	8.2E-04	3.46E-04	2.85E-07	0.14	1.57E-01	6.26E-09	1.0E+06	6.3E-03
158	0.74763	1.26E-03	9.4E-04	3.46E-04	3.26E-07	0.14	1.57E-01	7.16E-09	1.0E+06	7.2E-03
159	0.9036	1.26E-03	1.1E-03	3.46E-04	3.94E-07	0.14	1.57E-01	8.65E-09	1.0E+06	8.7E-03
160	1.07849	1.26E-03	1.4E-03	3.46E-04	4.70E-07	0.14	1.57E-01	1.03E-08	1.0E+06	1.0E-02
161	1.20951	1.26E-03	1.5E-03	3.46E-04	5.28E-07	0.14	1.57E-01	1.16E-08	1.0E+06	1.2E-02
162	1.41201	1.26E-03	1.8E-03	3.46E-04	6.16E-07	0.14	1.57E-01	1.35E-08	1.0E+06	1.4E-02
163	1.62642	1.26E-03	2.0E-03	3.46E-04	7.09E-07	0.14	1.57E-01	1.56E-08	1.0E+06	1.6E-02
164	1.77723	1.26E-03	2.2E-03	3.46E-04	7.75E-07	0.14	1.57E-01	1.70E-08	1.0E+06	1.7E-02
165	1.93404	1.26E-03	2.4E-03	3.46E-04	8.44E-07	0.14	1.57E-01	1.85E-08	1.0E+06	1.9E-02
166	2.09076	1.26E-03	2.6E-03	3.46E-04	9.12E-07	0.14	1.57E-01	2.00E-08	1.0E+06	2.0E-02
167	2.14788	1.26E-03	2.7E-03	3.46E-04	9.37E-07	0.14	1.57E-01	2.06E-08	1.0E+06	2.1E-02
168	2.13133	1.26E-03	2.7E-03	3.46E-04	9.30E-07	0.14	1.57E-01	2.04E-08	1.0E+06	2.0E-02
169	2.14022	1.26E-03	2.7E-03	3.46E-04	9.33E-07	0.14	1.57E-01	2.05E-08	1.0E+06	2.0E-02
170	2.06144	1.26E-03	2.6E-03	3.46E-04	8.99E-07	0.14	1.57E-01	1.97E-08	1.0E+06	2.0E-02
171	0.39425	1.26E-03	5.0E-04	3.46E-04	1.72E-07	0.14	1.57E-01	3.78E-09	1.0E+06	3.8E-03
172	0.45515	1.26E-03	5.7E-04	3.46E-04	1.99E-07	0.14	1.57E-01	4.36E-09	1.0E+06	4.4E-03
173	0.52324	1.26E-03	6.6E-04	3.46E-04	2.28E-07	0.14	1.57E-01	5.01E-09	1.0E+06	5.0E-03
174	0.59062	1.26E-03	7.4E-04	3.46E-04	2.58E-07	0.14	1.57E-01	5.66E-09	1.0E+06	5.7E-03
175	0.69621	1.26E-03	8.8E-04	3.46E-04	3.04E-07	0.14	1.57E-01	6.67E-09	1.0E+06	6.7E-03
176	0.81224	1.26E-03	1.0E-03	3.46E-04	3.54E-07	0.14	1.57E-01	7.78E-09	1.0E+06	7.8E-03
177	0.8946	1.26E-03	1.1E-03	3.46E-04	3.90E-07	0.14	1.57E-01	8.57E-09	1.0E+06	8.6E-03
178	1.01974	1.26E-03	1.3E-03	3.46E-04	4.45E-07	0.14	1.57E-01	9.77E-09	1.0E+06	9.8E-03
179	1.15422	1.26E-03	1.5E-03	3.46E-04	5.03E-07	0.14	1.57E-01	1.11E-08	1.0E+06	1.1E-02
180	1.25061	1.26E-03	1.6E-03	3.46E-04	5.45E-07	0.14	1.57E-01	1.20E-08	1.0E+06	1.2E-02
181	1.35299	1.26E-03	1.7E-03	3.46E-04	5.90E-07	0.14	1.57E-01	1.30E-08	1.0E+06	1.3E-02
182	1.47014	1.26E-03	1.9E-03	3.46E-04	6.41E-07	0.14	1.57E-01	1.41E-08	1.0E+06	1.4E-02
183	1.53097	1.26E-03	1.9E-03	3.46E-04	6.68E-07	0.14	1.57E-01	1.47E-08	1.0E+06	1.5E-02
184	1.54419	1.26E-03	1.9E-03	3.46E-04	6.74E-07	0.14	1.57E-01	1.48E-08	1.0E+06	1.5E-02
185	1.59116	1.26E-03	2.0E-03	3.46E-04	6.94E-07	0.14	1.57E-01	1.52E-08	1.0E+06	1.5E-02
186	1.57862	1.26E-03	2.0E-03	3.46E-04	6.89E-07	0.14	1.57E-01	1.51E-08	1.0E+06	1.5E-02

Ventura Ranch

P1- Site Preparation

		Cancer Risk from 3rd Trimester								
Receptor #	Conc	g/sec	Cair	Dose Constant	Dose	ED	Risk Constant	Risk	Constant 2	Risk/ Million
187	0.33109	1.26E-03	4.2E-04	3.46E-04	1.44E-07	0.14	1.57E-01	3.17E-09	1.0E+06	3.2E-03
188	0.37817	1.26E-03	4.8E-04	3.46E-04	1.65E-07	0.14	1.57E-01	3.62E-09	1.0E+06	3.6E-03
189	0.43	1.26E-03	5.4E-04	3.46E-04	1.88E-07	0.14	1.57E-01	4.12E-09	1.0E+06	4.1E-03
190	0.47947	1.26E-03	6.0E-04	3.46E-04	2.09E-07	0.14	1.57E-01	4.59E-09	1.0E+06	4.6E-03
191	0.55346	1.26E-03	7.0E-04	3.46E-04	2.41E-07	0.14	1.57E-01	5.30E-09	1.0E+06	5.3E-03
192	0.63119	1.26E-03	8.0E-04	3.46E-04	2.75E-07	0.14	1.57E-01	6.04E-09	1.0E+06	6.0E-03
193	0.68603	1.26E-03	8.6E-04	3.46E-04	2.99E-07	0.14	1.57E-01	6.57E-09	1.0E+06	6.6E-03
194	0.76759	1.26E-03	9.7E-04	3.46E-04	3.35E-07	0.14	1.57E-01	7.35E-09	1.0E+06	7.4E-03
195	0.85813	1.26E-03	1.1E-03	3.46E-04	3.74E-07	0.14	1.57E-01	8.22E-09	1.0E+06	8.2E-03
196	0.92351	1.26E-03	1.2E-03	3.46E-04	4.03E-07	0.14	1.57E-01	8.84E-09	1.0E+06	8.8E-03
197	0.99356	1.26E-03	1.3E-03	3.46E-04	4.33E-07	0.14	1.57E-01	9.52E-09	1.0E+06	9.5E-03
198	1.07816	1.26E-03	1.4E-03	3.46E-04	4.70E-07	0.14	1.57E-01	1.03E-08	1.0E+06	1.0E-02
199	1.12839	1.26E-03	1.4E-03	3.46E-04	4.92E-07	0.14	1.57E-01	1.08E-08	1.0E+06	1.1E-02
200	1.13778	1.26E-03	1.4E-03	3.46E-04	4.96E-07	0.14	1.57E-01	1.09E-08	1.0E+06	1.1E-02
201	1.19128	1.26E-03	1.5E-03	3.46E-04	5.20E-07	0.14	1.57E-01	1.14E-08	1.0E+06	1.1E-02
202	1.20542	1.26E-03	1.5E-03	3.46E-04	5.26E-07	0.14	1.57E-01	1.15E-08	1.0E+06	1.2E-02
203	0.28373	1.26E-03	3.6E-04	3.46E-04	1.24E-07	0.14	1.57E-01	2.72E-09	1.0E+06	2.7E-03
204	0.32098	1.26E-03	4.0E-04	3.46E-04	1.40E-07	0.14	1.57E-01	3.07E-09	1.0E+06	3.1E-03
205	0.36158	1.26E-03	4.6E-04	3.46E-04	1.58E-07	0.14	1.57E-01	3.46E-09	1.0E+06	3.5E-03
206	0.3997	1.26E-03	5.0E-04	3.46E-04	1.74E-07	0.14	1.57E-01	3.83E-09	1.0E+06	3.8E-03
207	0.4521	1.26E-03	5.7E-04	3.46E-04	1.97E-07	0.14	1.57E-01	4.33E-09	1.0E+06	4.3E-03
208	0.5071	1.26E-03	6.4E-04	3.46E-04	2.21E-07	0.14	1.57E-01	4.86E-09	1.0E+06	4.9E-03
209	0.54316	1.26E-03	6.8E-04	3.46E-04	2.37E-07	0.14	1.57E-01	5.20E-09	1.0E+06	5.2E-03
210	0.5968	1.26E-03	7.5E-04	3.46E-04	2.60E-07	0.14	1.57E-01	5.72E-09	1.0E+06	5.7E-03
211	0.65911	1.26E-03	8.3E-04	3.46E-04	2.87E-07	0.14	1.57E-01	6.31E-09	1.0E+06	6.3E-03
212	0.70917	1.26E-03	8.9E-04	3.46E-04	3.09E-07	0.14	1.57E-01	6.79E-09	1.0E+06	6.8E-03
213	0.76186	1.26E-03	9.6E-04	3.46E-04	3.32E-07	0.14	1.57E-01	7.30E-09	1.0E+06	7.3E-03
214	0.82369	1.26E-03	1.0E-03	3.46E-04	3.59E-07	0.14	1.57E-01	7.89E-09	1.0E+06	7.9E-03
215	0.85966	1.26E-03	1.1E-03	3.46E-04	3.75E-07	0.14	1.57E-01	8.23E-09	1.0E+06	8.2E-03
216	0.86193	1.26E-03	1.1E-03	3.46E-04	3.76E-07	0.14	1.57E-01	8.25E-09	1.0E+06	8.3E-03
217	0.90757	1.26E-03	1.1E-03	3.46E-04	3.96E-07	0.14	1.57E-01	8.69E-09	1.0E+06	8.7E-03

Ventura Ranch

P1- Site Preparation

		Cancer Risk from 3rd Trimester								
Receptor #	Conc	g/sec	Cair	Dose Constant	Dose	ED	Risk Constant	Risk	Constant 2	Risk/ Million
218	0.93286	1.26E-03	1.2E-03	3.46E-04	4.07E-07	0.14	1.57E-01	8.93E-09	1.0E+06	8.9E-03
219	0.24681	1.26E-03	3.1E-04	3.46E-04	1.08E-07	0.14	1.57E-01	2.36E-09	1.0E+06	2.4E-03
220	0.27688	1.26E-03	3.5E-04	3.46E-04	1.21E-07	0.14	1.57E-01	2.65E-09	1.0E+06	2.7E-03
221	0.30881	1.26E-03	3.9E-04	3.46E-04	1.35E-07	0.14	1.57E-01	2.96E-09	1.0E+06	3.0E-03
222	0.33889	1.26E-03	4.3E-04	3.46E-04	1.48E-07	0.14	1.57E-01	3.25E-09	1.0E+06	3.2E-03
223	0.37662	1.26E-03	4.7E-04	3.46E-04	1.64E-07	0.14	1.57E-01	3.61E-09	1.0E+06	3.6E-03
224	0.41548	1.26E-03	5.2E-04	3.46E-04	1.81E-07	0.14	1.57E-01	3.98E-09	1.0E+06	4.0E-03
225	0.44318	1.26E-03	5.6E-04	3.46E-04	1.93E-07	0.14	1.57E-01	4.24E-09	1.0E+06	4.2E-03
226	0.47697	1.26E-03	6.0E-04	3.46E-04	2.08E-07	0.14	1.57E-01	4.57E-09	1.0E+06	4.6E-03
227	0.52154	1.26E-03	6.6E-04	3.46E-04	2.27E-07	0.14	1.57E-01	4.99E-09	1.0E+06	5.0E-03
228	0.56021	1.26E-03	7.1E-04	3.46E-04	2.44E-07	0.14	1.57E-01	5.36E-09	1.0E+06	5.4E-03
229	0.6041	1.26E-03	7.6E-04	3.46E-04	2.63E-07	0.14	1.57E-01	5.79E-09	1.0E+06	5.8E-03
230	0.64824	1.26E-03	8.2E-04	3.46E-04	2.83E-07	0.14	1.57E-01	6.21E-09	1.0E+06	6.2E-03
231	0.66004	1.26E-03	8.3E-04	3.46E-04	2.88E-07	0.14	1.57E-01	6.32E-09	1.0E+06	6.3E-03
232	0.67098	1.26E-03	8.5E-04	3.46E-04	2.93E-07	0.14	1.57E-01	6.43E-09	1.0E+06	6.4E-03
233	0.7084	1.26E-03	8.9E-04	3.46E-04	3.09E-07	0.14	1.57E-01	6.78E-09	1.0E+06	6.8E-03
234	0.73038	1.26E-03	9.2E-04	3.46E-04	3.19E-07	0.14	1.57E-01	6.99E-09	1.0E+06	7.0E-03
235	0.21731	1.26E-03	2.7E-04	3.46E-04	9.48E-08	0.14	1.57E-01	2.08E-09	1.0E+06	2.1E-03
236	0.24179	1.26E-03	3.0E-04	3.46E-04	1.05E-07	0.14	1.57E-01	2.32E-09	1.0E+06	2.3E-03
237	0.26727	1.26E-03	3.4E-04	3.46E-04	1.17E-07	0.14	1.57E-01	2.56E-09	1.0E+06	2.6E-03
238	0.29208	1.26E-03	3.7E-04	3.46E-04	1.27E-07	0.14	1.57E-01	2.80E-09	1.0E+06	2.8E-03
239	0.31854	1.26E-03	4.0E-04	3.46E-04	1.39E-07	0.14	1.57E-01	3.05E-09	1.0E+06	3.1E-03
240	0.34809	1.26E-03	4.4E-04	3.46E-04	1.52E-07	0.14	1.57E-01	3.33E-09	1.0E+06	3.3E-03
241	0.37163	1.26E-03	4.7E-04	3.46E-04	1.62E-07	0.14	1.57E-01	3.56E-09	1.0E+06	3.6E-03
242	0.38945	1.26E-03	4.9E-04	3.46E-04	1.70E-07	0.14	1.57E-01	3.73E-09	1.0E+06	3.7E-03
243	0.4242	1.26E-03	5.3E-04	3.46E-04	1.85E-07	0.14	1.57E-01	4.06E-09	1.0E+06	4.1E-03
244	0.45469	1.26E-03	5.7E-04	3.46E-04	1.98E-07	0.14	1.57E-01	4.35E-09	1.0E+06	4.4E-03
245	0.48962	1.26E-03	6.2E-04	3.46E-04	2.14E-07	0.14	1.57E-01	4.69E-09	1.0E+06	4.7E-03
246	0.52214	1.26E-03	6.6E-04	3.46E-04	2.28E-07	0.14	1.57E-01	5.00E-09	1.0E+06	5.0E-03
247	0.51359	1.26E-03	6.5E-04	3.46E-04	2.24E-07	0.14	1.57E-01	4.92E-09	1.0E+06	4.9E-03
248	0.53805	1.26E-03	6.8E-04	3.46E-04	2.35E-07	0.14	1.57E-01	5.15E-09	1.0E+06	5.2E-03

Ventura Ranch

P1- Site Preparation

							Cancer Risk from 3rd Trimester			
Receptor #	Conc	g/sec	Cair	Dose Constant	Dose	ED	Risk Constant	Risk	Constant 2	Risk/ Million
249	0.56447	1.26E-03	7.1E-04	3.46E-04	2.46E-07	0.14	1.57E-01	5.41E-09	1.0E+06	5.4E-03
250	0.58231	1.26E-03	7.3E-04	3.46E-04	2.54E-07	0.14	1.57E-01	5.58E-09	1.0E+06	5.6E-03
251	0.19372	1.26E-03	2.4E-04	3.46E-04	8.45E-08	0.14	1.57E-01	1.86E-09	1.0E+06	1.9E-03
252	0.21332	1.26E-03	2.7E-04	3.46E-04	9.30E-08	0.14	1.57E-01	2.04E-09	1.0E+06	2.0E-03
253	0.23417	1.26E-03	3.0E-04	3.46E-04	1.02E-07	0.14	1.57E-01	2.24E-09	1.0E+06	2.2E-03
254	0.25607	1.26E-03	3.2E-04	3.46E-04	1.12E-07	0.14	1.57E-01	2.45E-09	1.0E+06	2.5E-03
255	0.27326	1.26E-03	3.4E-04	3.46E-04	1.19E-07	0.14	1.57E-01	2.62E-09	1.0E+06	2.6E-03
256	0.2967	1.26E-03	3.7E-04	3.46E-04	1.29E-07	0.14	1.57E-01	2.84E-09	1.0E+06	2.8E-03
257	0.31656	1.26E-03	4.0E-04	3.46E-04	1.38E-07	0.14	1.57E-01	3.03E-09	1.0E+06	3.0E-03
258	0.32608	1.26E-03	4.1E-04	3.46E-04	1.42E-07	0.14	1.57E-01	3.12E-09	1.0E+06	3.1E-03
259	0.35107	1.26E-03	4.4E-04	3.46E-04	1.53E-07	0.14	1.57E-01	3.36E-09	1.0E+06	3.4E-03
260	0.37472	1.26E-03	4.7E-04	3.46E-04	1.63E-07	0.14	1.57E-01	3.59E-09	1.0E+06	3.6E-03
261	0.40071	1.26E-03	5.0E-04	3.46E-04	1.75E-07	0.14	1.57E-01	3.84E-09	1.0E+06	3.8E-03
262	0.42721	1.26E-03	5.4E-04	3.46E-04	1.86E-07	0.14	1.57E-01	4.09E-09	1.0E+06	4.1E-03
263	0.41789	1.26E-03	5.3E-04	3.46E-04	1.82E-07	0.14	1.57E-01	4.00E-09	1.0E+06	4.0E-03
264	0.44349	1.26E-03	5.6E-04	3.46E-04	1.93E-07	0.14	1.57E-01	4.25E-09	1.0E+06	4.2E-03
265	0.4547	1.26E-03	5.7E-04	3.46E-04	1.98E-07	0.14	1.57E-01	4.35E-09	1.0E+06	4.4E-03
266	0.4665	1.26E-03	5.9E-04	3.46E-04	2.03E-07	0.14	1.57E-01	4.47E-09	1.0E+06	4.5E-03
267	0.17521	1.26E-03	2.2E-04	3.46E-04	7.64E-08	0.14	1.57E-01	1.68E-09	1.0E+06	1.7E-03
268	0.19148	1.26E-03	2.4E-04	3.46E-04	8.35E-08	0.14	1.57E-01	1.83E-09	1.0E+06	1.8E-03
269	0.20965	1.26E-03	2.6E-04	3.46E-04	9.14E-08	0.14	1.57E-01	2.01E-09	1.0E+06	2.0E-03
270	0.22694	1.26E-03	2.9E-04	3.46E-04	9.90E-08	0.14	1.57E-01	2.17E-09	1.0E+06	2.2E-03
271	0.23797	1.26E-03	3.0E-04	3.46E-04	1.04E-07	0.14	1.57E-01	2.28E-09	1.0E+06	2.3E-03
272	0.25571	1.26E-03	3.2E-04	3.46E-04	1.12E-07	0.14	1.57E-01	2.45E-09	1.0E+06	2.4E-03
273	0.27202	1.26E-03	3.4E-04	3.46E-04	1.19E-07	0.14	1.57E-01	2.61E-09	1.0E+06	2.6E-03
274	0.28191	1.26E-03	3.6E-04	3.46E-04	1.23E-07	0.14	1.57E-01	2.70E-09	1.0E+06	2.7E-03
275	0.2947	1.26E-03	3.7E-04	3.46E-04	1.29E-07	0.14	1.57E-01	2.82E-09	1.0E+06	2.8E-03
276	0.31488	1.26E-03	4.0E-04	3.46E-04	1.37E-07	0.14	1.57E-01	3.02E-09	1.0E+06	3.0E-03
277	0.32822	1.26E-03	4.1E-04	3.46E-04	1.43E-07	0.14	1.57E-01	3.14E-09	1.0E+06	3.1E-03
278	0.34027	1.26E-03	4.3E-04	3.46E-04	1.48E-07	0.14	1.57E-01	3.26E-09	1.0E+06	3.3E-03
279	0.3542	1.26E-03	4.5E-04	3.46E-04	1.54E-07	0.14	1.57E-01	3.39E-09	1.0E+06	3.4E-03

Ventura Ranch

P1- Site Preparation

		Cancer Risk from 3rd Trimester								
Receptor #	Conc	g/sec	Cair	Dose Constant	Dose	ED	Risk Constant	Risk	Constant 2	Risk/ Million
280	0.37377	1.26E-03	4.7E-04	3.46E-04	1.63E-07	0.14	1.57E-01	3.58E-09	1.0E+06	3.6E-03
281	0.38225	1.26E-03	4.8E-04	3.46E-04	1.67E-07	0.14	1.57E-01	3.66E-09	1.0E+06	3.7E-03
282	0.39502	1.26E-03	5.0E-04	3.46E-04	1.72E-07	0.14	1.57E-01	3.78E-09	1.0E+06	3.8E-03
283	0.16037	1.26E-03	2.0E-04	3.46E-04	6.99E-08	0.14	1.57E-01	1.54E-09	1.0E+06	1.5E-03
284	0.17246	1.26E-03	2.2E-04	3.46E-04	7.52E-08	0.14	1.57E-01	1.65E-09	1.0E+06	1.7E-03
285	0.18769	1.26E-03	2.4E-04	3.46E-04	8.19E-08	0.14	1.57E-01	1.80E-09	1.0E+06	1.8E-03
286	0.20193	1.26E-03	2.5E-04	3.46E-04	8.81E-08	0.14	1.57E-01	1.93E-09	1.0E+06	1.9E-03
287	0.21149	1.26E-03	2.7E-04	3.46E-04	9.22E-08	0.14	1.57E-01	2.03E-09	1.0E+06	2.0E-03
288	0.22276	1.26E-03	2.8E-04	3.46E-04	9.72E-08	0.14	1.57E-01	2.13E-09	1.0E+06	2.1E-03
289	0.23722	1.26E-03	3.0E-04	3.46E-04	1.03E-07	0.14	1.57E-01	2.27E-09	1.0E+06	2.3E-03
290	0.24812	1.26E-03	3.1E-04	3.46E-04	1.08E-07	0.14	1.57E-01	2.38E-09	1.0E+06	2.4E-03
291	0.25299	1.26E-03	3.2E-04	3.46E-04	1.10E-07	0.14	1.57E-01	2.42E-09	1.0E+06	2.4E-03
292	0.26851	1.26E-03	3.4E-04	3.46E-04	1.17E-07	0.14	1.57E-01	2.57E-09	1.0E+06	2.6E-03
293	0.27946	1.26E-03	3.5E-04	3.46E-04	1.22E-07	0.14	1.57E-01	2.68E-09	1.0E+06	2.7E-03
294	0.29146	1.26E-03	3.7E-04	3.46E-04	1.27E-07	0.14	1.57E-01	2.79E-09	1.0E+06	2.8E-03
295	0.30455	1.26E-03	3.8E-04	3.46E-04	1.33E-07	0.14	1.57E-01	2.92E-09	1.0E+06	2.9E-03
296	0.31894	1.26E-03	4.0E-04	3.46E-04	1.39E-07	0.14	1.57E-01	3.05E-09	1.0E+06	3.1E-03
297	0.32815	1.26E-03	4.1E-04	3.46E-04	1.43E-07	0.14	1.57E-01	3.14E-09	1.0E+06	3.1E-03
298	0.33705	1.26E-03	4.2E-04	3.46E-04	1.47E-07	0.14	1.57E-01	3.23E-09	1.0E+06	3.2E-03
299	0.15683	1.26E-03	2.0E-04	3.46E-04	6.84E-08	0.14	1.57E-01	1.50E-09	1.0E+06	1.5E-03
300	0.169	1.26E-03	2.1E-04	3.46E-04	7.37E-08	0.14	1.57E-01	1.62E-09	1.0E+06	1.6E-03
301	0.18135	1.26E-03	2.3E-04	3.46E-04	7.91E-08	0.14	1.57E-01	1.74E-09	1.0E+06	1.7E-03
302	0.19214	1.26E-03	2.4E-04	3.46E-04	8.38E-08	0.14	1.57E-01	1.84E-09	1.0E+06	1.8E-03
303	0.20074	1.26E-03	2.5E-04	3.46E-04	8.76E-08	0.14	1.57E-01	1.92E-09	1.0E+06	1.9E-03
304	0.20884	1.26E-03	2.6E-04	3.46E-04	9.11E-08	0.14	1.57E-01	2.00E-09	1.0E+06	2.0E-03
305	0.21679	1.26E-03	2.7E-04	3.46E-04	9.46E-08	0.14	1.57E-01	2.08E-09	1.0E+06	2.1E-03
306	0.22323	1.26E-03	2.8E-04	3.46E-04	9.74E-08	0.14	1.57E-01	2.14E-09	1.0E+06	2.1E-03
307	0.23282	1.26E-03	2.9E-04	3.46E-04	1.02E-07	0.14	1.57E-01	2.23E-09	1.0E+06	2.2E-03
308	0.24269	1.26E-03	3.1E-04	3.46E-04	1.06E-07	0.14	1.57E-01	2.32E-09	1.0E+06	2.3E-03

Ventura Ranch

P1- Site Preparation

		Cancer Risk from 3rd Trimester								
Receptor #	Conc	g/sec	Cair	Dose Constant	Dose	ED	Risk Constant	Risk	Constant 2	Risk/ Million
309	0.25057	1.26E-03	3.2E-04	3.46E-04	1.09E-07	0.14	1.57E-01	2.40E-09	1.0E+06	2.4E-03
310	0.2621	1.26E-03	3.3E-04	3.46E-04	1.14E-07	0.14	1.57E-01	2.51E-09	1.0E+06	2.5E-03
311	0.27669	1.26E-03	3.5E-04	3.46E-04	1.21E-07	0.14	1.57E-01	2.65E-09	1.0E+06	2.6E-03
312	0.28905	1.26E-03	3.6E-04	3.46E-04	1.26E-07	0.14	1.57E-01	2.77E-09	1.0E+06	2.8E-03
313	0.28926	1.26E-03	3.6E-04	3.46E-04	1.26E-07	0.14	1.57E-01	2.77E-09	1.0E+06	2.8E-03
314	0.14298	1.26E-03	1.8E-04	3.46E-04	6.24E-08	0.14	1.57E-01	1.37E-09	1.0E+06	1.4E-03
315	0.15281	1.26E-03	1.9E-04	3.46E-04	6.66E-08	0.14	1.57E-01	1.46E-09	1.0E+06	1.5E-03
316	0.16338	1.26E-03	2.1E-04	3.46E-04	7.13E-08	0.14	1.57E-01	1.56E-09	1.0E+06	1.6E-03
317	0.17271	1.26E-03	2.2E-04	3.46E-04	7.53E-08	0.14	1.57E-01	1.65E-09	1.0E+06	1.7E-03
318	0.17587	1.26E-03	2.2E-04	3.46E-04	7.67E-08	0.14	1.57E-01	1.68E-09	1.0E+06	1.7E-03
319	0.18536	1.26E-03	2.3E-04	3.46E-04	8.08E-08	0.14	1.57E-01	1.78E-09	1.0E+06	1.8E-03
320	0.19335	1.26E-03	2.4E-04	3.46E-04	8.43E-08	0.14	1.57E-01	1.85E-09	1.0E+06	1.9E-03
321	0.19436	1.26E-03	2.4E-04	3.46E-04	8.48E-08	0.14	1.57E-01	1.86E-09	1.0E+06	1.9E-03
322	0.2042	1.26E-03	2.6E-04	3.46E-04	8.91E-08	0.14	1.57E-01	1.96E-09	1.0E+06	2.0E-03
323	0.2132	1.26E-03	2.7E-04	3.46E-04	9.30E-08	0.14	1.57E-01	2.04E-09	1.0E+06	2.0E-03
324	0.22	1.26E-03	2.8E-04	3.46E-04	9.60E-08	0.14	1.57E-01	2.11E-09	1.0E+06	2.1E-03
325	0.22865	1.26E-03	2.9E-04	3.46E-04	9.97E-08	0.14	1.57E-01	2.19E-09	1.0E+06	2.2E-03
326	0.24174	1.26E-03	3.0E-04	3.46E-04	1.05E-07	0.14	1.57E-01	2.32E-09	1.0E+06	2.3E-03
327	0.25236	1.26E-03	3.2E-04	3.46E-04	1.10E-07	0.14	1.57E-01	2.42E-09	1.0E+06	2.4E-03
328	0.25049	1.26E-03	3.2E-04	3.46E-04	1.09E-07	0.14	1.57E-01	2.40E-09	1.0E+06	2.4E-03
329	0.1325	1.26E-03	1.7E-04	3.46E-04	5.78E-08	0.14	1.57E-01	1.27E-09	1.0E+06	1.3E-03
330	0.13899	1.26E-03	1.8E-04	3.46E-04	6.06E-08	0.14	1.57E-01	1.33E-09	1.0E+06	1.3E-03
331	0.14787	1.26E-03	1.9E-04	3.46E-04	6.45E-08	0.14	1.57E-01	1.42E-09	1.0E+06	1.4E-03
332	0.15588	1.26E-03	2.0E-04	3.46E-04	6.80E-08	0.14	1.57E-01	1.49E-09	1.0E+06	1.5E-03
333	0.15911	1.26E-03	2.0E-04	3.46E-04	6.94E-08	0.14	1.57E-01	1.52E-09	1.0E+06	1.5E-03
334	0.16672	1.26E-03	2.1E-04	3.46E-04	7.27E-08	0.14	1.57E-01	1.60E-09	1.0E+06	1.6E-03
335	0.17395	1.26E-03	2.2E-04	3.46E-04	7.59E-08	0.14	1.57E-01	1.67E-09	1.0E+06	1.7E-03
336	0.17478	1.26E-03	2.2E-04	3.46E-04	7.62E-08	0.14	1.57E-01	1.67E-09	1.0E+06	1.7E-03
337	0.18198	1.26E-03	2.3E-04	3.46E-04	7.94E-08	0.14	1.57E-01	1.74E-09	1.0E+06	1.7E-03
338	0.1903	1.26E-03	2.4E-04	3.46E-04	8.30E-08	0.14	1.57E-01	1.82E-09	1.0E+06	1.8E-03
339	0.19649	1.26E-03	2.5E-04	3.46E-04	8.57E-08	0.14	1.57E-01	1.88E-09	1.0E+06	1.9E-03

Ventura Ranch

P1- Site Preparation

		Cancer Risk from 3rd Trimester								
Receptor #	Conc	g/sec	Cair	Dose Constant	Dose	ED	Risk Constant	Risk	Constant 2	Risk/ Million
340	0.20173	1.26E-03	2.5E-04	3.46E-04	8.80E-08	0.14	1.57E-01	1.93E-09	1.0E+06	1.9E-03
341	0.21293	1.26E-03	2.7E-04	3.46E-04	9.29E-08	0.14	1.57E-01	2.04E-09	1.0E+06	2.0E-03
342	0.22192	1.26E-03	2.8E-04	3.46E-04	9.68E-08	0.14	1.57E-01	2.13E-09	1.0E+06	2.1E-03
343	0.21907	1.26E-03	2.8E-04	3.46E-04	9.55E-08	0.14	1.57E-01	2.10E-09	1.0E+06	2.1E-03
344	0.2145	1.26E-03	2.7E-04	3.46E-04	9.36E-08	0.14	1.57E-01	2.05E-09	1.0E+06	2.1E-03
345	0.12149	1.26E-03	1.5E-04	3.46E-04	5.30E-08	0.14	1.57E-01	1.16E-09	1.0E+06	1.2E-03
346	0.12716	1.26E-03	1.6E-04	3.46E-04	5.55E-08	0.14	1.57E-01	1.22E-09	1.0E+06	1.2E-03
347	0.13467	1.26E-03	1.7E-04	3.46E-04	5.87E-08	0.14	1.57E-01	1.29E-09	1.0E+06	1.3E-03
348	0.1416	1.26E-03	1.8E-04	3.46E-04	6.18E-08	0.14	1.57E-01	1.36E-09	1.0E+06	1.4E-03
349	0.14539	1.26E-03	1.8E-04	3.46E-04	6.34E-08	0.14	1.57E-01	1.39E-09	1.0E+06	1.4E-03
350	0.1513	1.26E-03	1.9E-04	3.46E-04	6.60E-08	0.14	1.57E-01	1.45E-09	1.0E+06	1.4E-03
351	0.15732	1.26E-03	2.0E-04	3.46E-04	6.86E-08	0.14	1.57E-01	1.51E-09	1.0E+06	1.5E-03
352	0.1597	1.26E-03	2.0E-04	3.46E-04	6.97E-08	0.14	1.57E-01	1.53E-09	1.0E+06	1.5E-03
353	0.16416	1.26E-03	2.1E-04	3.46E-04	7.16E-08	0.14	1.57E-01	1.57E-09	1.0E+06	1.6E-03
354	0.17124	1.26E-03	2.2E-04	3.46E-04	7.47E-08	0.14	1.57E-01	1.64E-09	1.0E+06	1.6E-03
355	0.17664	1.26E-03	2.2E-04	3.46E-04	7.70E-08	0.14	1.57E-01	1.69E-09	1.0E+06	1.7E-03
356	0.17959	1.26E-03	2.3E-04	3.46E-04	7.83E-08	0.14	1.57E-01	1.72E-09	1.0E+06	1.7E-03
357	0.1893	1.26E-03	2.4E-04	3.46E-04	8.26E-08	0.14	1.57E-01	1.81E-09	1.0E+06	1.8E-03
358	0.19706	1.26E-03	2.5E-04	3.46E-04	8.59E-08	0.14	1.57E-01	1.89E-09	1.0E+06	1.9E-03
359	0.19654	1.26E-03	2.5E-04	3.46E-04	8.57E-08	0.14	1.57E-01	1.88E-09	1.0E+06	1.9E-03
360	0.18848	1.26E-03	2.4E-04	3.46E-04	8.22E-08	0.14	1.57E-01	1.81E-09	1.0E+06	1.8E-03

Ventura Ranch

P1- Site Preparation

		Cancer Risk from Birth to 2 years								
Receptor #	Conc	g/sec	Cair	Dose Constant	Dose	ED	Risk Constant	Risk	Constant 2	Risk/ Million
1	1.74419	1.26E-03	2.2E-03	1.05E-03	2.30E-06	0.11	1.57E-01	3.86E-08	1.0E+06	3.9E-02
2	1.48587	1.26E-03	1.9E-03	1.05E-03	1.96E-06	0.11	1.57E-01	3.29E-08	1.0E+06	3.3E-02
3	1.24779	1.26E-03	1.6E-03	1.05E-03	1.64E-06	0.11	1.57E-01	2.76E-08	1.0E+06	2.8E-02
4	1.0359	1.26E-03	1.3E-03	1.05E-03	1.36E-06	0.11	1.57E-01	2.29E-08	1.0E+06	2.3E-02
5	0.85211	1.26E-03	1.1E-03	1.05E-03	1.12E-06	0.11	1.57E-01	1.88E-08	1.0E+06	1.9E-02
6	0.69399	1.26E-03	8.7E-04	1.05E-03	9.14E-07	0.11	1.57E-01	1.53E-08	1.0E+06	1.5E-02
7	0.56428	1.26E-03	7.1E-04	1.05E-03	7.43E-07	0.11	1.57E-01	1.25E-08	1.0E+06	1.2E-02
8	0.45951	1.26E-03	5.8E-04	1.05E-03	6.05E-07	0.11	1.57E-01	1.02E-08	1.0E+06	1.0E-02
9	0.37548	1.26E-03	4.7E-04	1.05E-03	4.94E-07	0.11	1.57E-01	8.30E-09	1.0E+06	8.3E-03
10	0.30921	1.26E-03	3.9E-04	1.05E-03	4.07E-07	0.11	1.57E-01	6.84E-09	1.0E+06	6.8E-03
11	0.22348	1.26E-03	2.8E-04	1.05E-03	2.94E-07	0.11	1.57E-01	4.94E-09	1.0E+06	4.9E-03
12	0.18619	1.26E-03	2.3E-04	1.05E-03	2.45E-07	0.11	1.57E-01	4.12E-09	1.0E+06	4.1E-03
13	0.15807	1.26E-03	2.0E-04	1.05E-03	2.08E-07	0.11	1.57E-01	3.50E-09	1.0E+06	3.5E-03
14	0.13663	1.26E-03	1.7E-04	1.05E-03	1.80E-07	0.11	1.57E-01	3.02E-09	1.0E+06	3.0E-03
15	0.12062	1.26E-03	1.5E-04	1.05E-03	1.59E-07	0.11	1.57E-01	2.67E-09	1.0E+06	2.7E-03
16	0.10793	1.26E-03	1.4E-04	1.05E-03	1.42E-07	0.11	1.57E-01	2.39E-09	1.0E+06	2.4E-03
17	0.09134	1.26E-03	1.2E-04	1.05E-03	1.20E-07	0.11	1.57E-01	2.02E-09	1.0E+06	2.0E-03
18	0.08367	1.26E-03	1.1E-04	1.05E-03	1.10E-07	0.11	1.57E-01	1.85E-09	1.0E+06	1.9E-03
19	0.07295	1.26E-03	9.2E-05	1.05E-03	9.61E-08	0.11	1.57E-01	1.61E-09	1.0E+06	1.6E-03
20	0.06626	1.26E-03	8.3E-05	1.05E-03	8.73E-08	0.11	1.57E-01	1.47E-09	1.0E+06	1.5E-03
21	0.05918	1.26E-03	7.5E-05	1.05E-03	7.79E-08	0.11	1.57E-01	1.31E-09	1.0E+06	1.3E-03
22	0.57661	1.26E-03	7.3E-04	1.05E-03	7.59E-07	0.11	1.57E-01	1.28E-08	1.0E+06	1.3E-02
23	0.4663	1.26E-03	5.9E-04	1.05E-03	6.14E-07	0.11	1.57E-01	1.03E-08	1.0E+06	1.0E-02
24	0.37932	1.26E-03	4.8E-04	1.05E-03	5.00E-07	0.11	1.57E-01	8.39E-09	1.0E+06	8.4E-03
25	0.31151	1.26E-03	3.9E-04	1.05E-03	4.10E-07	0.11	1.57E-01	6.89E-09	1.0E+06	6.9E-03
26	0.22637	1.26E-03	2.9E-04	1.05E-03	2.98E-07	0.11	1.57E-01	5.01E-09	1.0E+06	5.0E-03
27	0.18813	1.26E-03	2.4E-04	1.05E-03	2.48E-07	0.11	1.57E-01	4.16E-09	1.0E+06	4.2E-03
28	0.15937	1.26E-03	2.0E-04	1.05E-03	2.10E-07	0.11	1.57E-01	3.52E-09	1.0E+06	3.5E-03
29	0.13873	1.26E-03	1.7E-04	1.05E-03	1.83E-07	0.11	1.57E-01	3.07E-09	1.0E+06	3.1E-03
30	0.12447	1.26E-03	1.6E-04	1.05E-03	1.64E-07	0.11	1.57E-01	2.75E-09	1.0E+06	2.8E-03
31	0.10492	1.26E-03	1.3E-04	1.05E-03	1.38E-07	0.11	1.57E-01	2.32E-09	1.0E+06	2.3E-03

Ventura Ranch

P1- Site Preparation

		Cancer Risk from Birth to 2 years								
Receptor #	Conc	g/sec	Cair	Dose Constant	Dose	ED	Risk Constant	Risk	Constant 2	Risk/ Million
32	0.081	1.26E-03	1.0E-04	1.05E-03	1.07E-07	0.11	1.57E-01	1.79E-09	1.0E+06	1.8E-03
33	0.07635	1.26E-03	9.6E-05	1.05E-03	1.01E-07	0.11	1.57E-01	1.69E-09	1.0E+06	1.7E-03
34	0.07501	1.26E-03	9.5E-05	1.05E-03	9.88E-08	0.11	1.57E-01	1.66E-09	1.0E+06	1.7E-03
35	0.14698	1.26E-03	1.9E-04	1.05E-03	1.94E-07	0.11	1.57E-01	3.25E-09	1.0E+06	3.3E-03
36	0.12721	1.26E-03	1.6E-04	1.05E-03	1.68E-07	0.11	1.57E-01	2.81E-09	1.0E+06	2.8E-03
37	4.06955	1.26E-03	5.1E-03	1.05E-03	5.36E-06	0.11	1.57E-01	9.00E-08	1.0E+06	9.0E-02
38	3.97404	1.26E-03	5.0E-03	1.05E-03	5.23E-06	0.11	1.57E-01	8.79E-08	1.0E+06	8.8E-02
39	3.702	1.26E-03	4.7E-03	1.05E-03	4.88E-06	0.11	1.57E-01	8.19E-08	1.0E+06	8.2E-02
40	3.31677	1.26E-03	4.2E-03	1.05E-03	4.37E-06	0.11	1.57E-01	7.33E-08	1.0E+06	7.3E-02
41	4.59189	1.26E-03	5.8E-03	1.05E-03	6.05E-06	0.11	1.57E-01	1.02E-07	1.0E+06	1.0E-01
42	4.5073	1.26E-03	5.7E-03	1.05E-03	5.94E-06	0.11	1.57E-01	9.97E-08	1.0E+06	1.0E-01
43	4.19779	1.26E-03	5.3E-03	1.05E-03	5.53E-06	0.11	1.57E-01	9.28E-08	1.0E+06	9.3E-02
44	3.74723	1.26E-03	4.7E-03	1.05E-03	4.93E-06	0.11	1.57E-01	8.29E-08	1.0E+06	8.3E-02
45	3.21901	1.26E-03	4.1E-03	1.05E-03	4.24E-06	0.11	1.57E-01	7.12E-08	1.0E+06	7.1E-02
46	0.49683	1.26E-03	6.3E-04	1.05E-03	6.54E-07	0.11	1.57E-01	1.10E-08	1.0E+06	1.1E-02
47	0.39719	1.26E-03	5.0E-04	1.05E-03	5.23E-07	0.11	1.57E-01	8.78E-09	1.0E+06	8.8E-03
48	5.14911	1.26E-03	6.5E-03	1.05E-03	6.78E-06	0.11	1.57E-01	1.14E-07	1.0E+06	1.1E-01
49	4.8133	1.26E-03	6.1E-03	1.05E-03	6.34E-06	0.11	1.57E-01	1.06E-07	1.0E+06	1.1E-01
50	4.26333	1.26E-03	5.4E-03	1.05E-03	5.61E-06	0.11	1.57E-01	9.43E-08	1.0E+06	9.4E-02
51	3.60174	1.26E-03	4.5E-03	1.05E-03	4.74E-06	0.11	1.57E-01	7.96E-08	1.0E+06	8.0E-02
52	0.50656	1.26E-03	6.4E-04	1.05E-03	6.67E-07	0.11	1.57E-01	1.12E-08	1.0E+06	1.1E-02
53	0.3584	1.26E-03	4.5E-04	1.05E-03	4.72E-07	0.11	1.57E-01	7.93E-09	1.0E+06	7.9E-03
54	0.29252	1.26E-03	3.7E-04	1.05E-03	3.85E-07	0.11	1.57E-01	6.47E-09	1.0E+06	6.5E-03
55	5.51596	1.26E-03	6.9E-03	1.05E-03	7.26E-06	0.11	1.57E-01	1.22E-07	1.0E+06	1.2E-01
56	4.86165	1.26E-03	6.1E-03	1.05E-03	6.40E-06	0.11	1.57E-01	1.08E-07	1.0E+06	1.1E-01
57	4.05056	1.26E-03	5.1E-03	1.05E-03	5.33E-06	0.11	1.57E-01	8.96E-08	1.0E+06	9.0E-02
58	3.23276	1.26E-03	4.1E-03	1.05E-03	4.26E-06	0.11	1.57E-01	7.15E-08	1.0E+06	7.1E-02
59	0.51738	1.26E-03	6.5E-04	1.05E-03	6.81E-07	0.11	1.57E-01	1.14E-08	1.0E+06	1.1E-02
60	0.36646	1.26E-03	4.6E-04	1.05E-03	4.83E-07	0.11	1.57E-01	8.10E-09	1.0E+06	8.1E-03
61	0.29871	1.26E-03	3.8E-04	1.05E-03	3.93E-07	0.11	1.57E-01	6.61E-09	1.0E+06	6.6E-03
62	0.52952	1.26E-03	6.7E-04	1.05E-03	6.97E-07	0.11	1.57E-01	1.17E-08	1.0E+06	1.2E-02

Ventura Ranch

P1- Site Preparation

		Cancer Risk from Birth to 2 years								
Receptor #	Conc	g/sec	Cair	Dose Constant	Dose	ED	Risk Constant	Risk	Constant 2	Risk/ Million
63	0.37503	1.26E-03	4.7E-04	1.05E-03	4.94E-07	0.11	1.57E-01	8.29E-09	1.0E+06	8.3E-03
64	0.30525	1.26E-03	3.8E-04	1.05E-03	4.02E-07	0.11	1.57E-01	6.75E-09	1.0E+06	6.7E-03
65	0.38533	1.26E-03	4.9E-04	1.05E-03	5.07E-07	0.11	1.57E-01	8.52E-09	1.0E+06	8.5E-03
66	10.22484	1.26E-03	1.3E-02	1.05E-03	1.35E-05	0.11	1.57E-01	2.26E-07	1.0E+06	2.3E-01
67	9.58429	1.26E-03	1.2E-02	1.05E-03	1.26E-05	0.11	1.57E-01	2.12E-07	1.0E+06	2.1E-01
68	0.14678	1.26E-03	1.8E-04	1.05E-03	1.93E-07	0.11	1.57E-01	3.25E-09	1.0E+06	3.2E-03
69	0.12707	1.26E-03	1.6E-04	1.05E-03	1.67E-07	0.11	1.57E-01	2.81E-09	1.0E+06	2.8E-03
70	0.11279	1.26E-03	1.4E-04	1.05E-03	1.49E-07	0.11	1.57E-01	2.49E-09	1.0E+06	2.5E-03
71	0.10297	1.26E-03	1.3E-04	1.05E-03	1.36E-07	0.11	1.57E-01	2.28E-09	1.0E+06	2.3E-03
72	13.05387	1.26E-03	1.6E-02	1.05E-03	1.72E-05	0.11	1.57E-01	2.89E-07	1.0E+06	2.9E-01
73	12.14272	1.26E-03	1.5E-02	1.05E-03	1.60E-05	0.11	1.57E-01	2.69E-07	1.0E+06	2.7E-01
74	0.17774	1.26E-03	2.2E-04	1.05E-03	2.34E-07	0.11	1.57E-01	3.93E-09	1.0E+06	3.9E-03
75	0.15851	1.26E-03	2.0E-04	1.05E-03	2.09E-07	0.11	1.57E-01	3.50E-09	1.0E+06	3.5E-03
76	0.13864	1.26E-03	1.7E-04	1.05E-03	1.83E-07	0.11	1.57E-01	3.07E-09	1.0E+06	3.1E-03
77	0.12324	1.26E-03	1.6E-04	1.05E-03	1.62E-07	0.11	1.57E-01	2.73E-09	1.0E+06	2.7E-03
78	0.11465	1.26E-03	1.4E-04	1.05E-03	1.51E-07	0.11	1.57E-01	2.54E-09	1.0E+06	2.5E-03
79	17.40487	1.26E-03	2.2E-02	1.05E-03	2.29E-05	0.11	1.57E-01	3.85E-07	1.0E+06	3.8E-01
80	16.04707	1.26E-03	2.0E-02	1.05E-03	2.11E-05	0.11	1.57E-01	3.55E-07	1.0E+06	3.5E-01
81	0.19077	1.26E-03	2.4E-04	1.05E-03	2.51E-07	0.11	1.57E-01	4.22E-09	1.0E+06	4.2E-03
82	0.17294	1.26E-03	2.2E-04	1.05E-03	2.28E-07	0.11	1.57E-01	3.82E-09	1.0E+06	3.8E-03
83	0.15891	1.26E-03	2.0E-04	1.05E-03	2.09E-07	0.11	1.57E-01	3.51E-09	1.0E+06	3.5E-03
84	0.1492	1.26E-03	1.9E-04	1.05E-03	1.96E-07	0.11	1.57E-01	3.30E-09	1.0E+06	3.3E-03
85	0.13423	1.26E-03	1.7E-04	1.05E-03	1.77E-07	0.11	1.57E-01	2.97E-09	1.0E+06	3.0E-03
86	24.62937	1.26E-03	3.1E-02	1.05E-03	3.24E-05	0.11	1.57E-01	5.45E-07	1.0E+06	5.4E-01
87	22.88906	1.26E-03	2.9E-02	1.05E-03	3.01E-05	0.11	1.57E-01	5.06E-07	1.0E+06	5.1E-01
88	0.19364	1.26E-03	2.4E-04	1.05E-03	2.55E-07	0.11	1.57E-01	4.28E-09	1.0E+06	4.3E-03
89	6.21197	1.26E-03	7.8E-03	1.05E-03	8.18E-06	0.11	1.57E-01	1.37E-07	1.0E+06	1.4E-01
90	2.88661	1.26E-03	3.6E-03	1.05E-03	3.80E-06	0.11	1.57E-01	6.38E-08	1.0E+06	6.4E-02
91	4.31546	1.26E-03	5.4E-03	1.05E-03	5.68E-06	0.11	1.57E-01	9.54E-08	1.0E+06	9.5E-02
92	7.53673	1.26E-03	9.5E-03	1.05E-03	9.93E-06	0.11	1.57E-01	1.67E-07	1.0E+06	1.7E-01
93	2.08434	1.26E-03	2.6E-03	1.05E-03	2.74E-06	0.11	1.57E-01	4.61E-08	1.0E+06	4.6E-02

Ventura Ranch

P1- Site Preparation

		Cancer Risk from Birth to 2 years								
Receptor #	Conc	g/sec	Cair	Dose Constant	Dose	ED	Risk Constant	Risk	Constant 2	Risk/ Million
94	2.82357	1.26E-03	3.6E-03	1.05E-03	3.72E-06	0.11	1.57E-01	6.24E-08	1.0E+06	6.2E-02
95	4.13574	1.26E-03	5.2E-03	1.05E-03	5.45E-06	0.11	1.57E-01	9.15E-08	1.0E+06	9.1E-02
96	7.78584	1.26E-03	9.8E-03	1.05E-03	1.03E-05	0.11	1.57E-01	1.72E-07	1.0E+06	1.7E-01
97	15.12865	1.26E-03	1.9E-02	1.05E-03	1.99E-05	0.11	1.57E-01	3.35E-07	1.0E+06	3.3E-01
98	22.12098	1.26E-03	2.8E-02	1.05E-03	2.91E-05	0.11	1.57E-01	4.89E-07	1.0E+06	4.9E-01
99	1.46481	1.26E-03	1.8E-03	1.05E-03	1.93E-06	0.11	1.57E-01	3.24E-08	1.0E+06	3.2E-02
100	1.84528	1.26E-03	2.3E-03	1.05E-03	2.43E-06	0.11	1.57E-01	4.08E-08	1.0E+06	4.1E-02
101	2.46216	1.26E-03	3.1E-03	1.05E-03	3.24E-06	0.11	1.57E-01	5.44E-08	1.0E+06	5.4E-02
102	3.69393	1.26E-03	4.7E-03	1.05E-03	4.86E-06	0.11	1.57E-01	8.17E-08	1.0E+06	8.2E-02
103	5.71962	1.26E-03	7.2E-03	1.05E-03	7.53E-06	0.11	1.57E-01	1.26E-07	1.0E+06	1.3E-01
104	8.14125	1.26E-03	1.0E-02	1.05E-03	1.07E-05	0.11	1.57E-01	1.80E-07	1.0E+06	1.8E-01
105	10.73462	1.26E-03	1.4E-02	1.05E-03	1.41E-05	0.11	1.57E-01	2.37E-07	1.0E+06	2.4E-01
106	13.10827	1.26E-03	1.7E-02	1.05E-03	1.73E-05	0.11	1.57E-01	2.90E-07	1.0E+06	2.9E-01
107	15.43661	1.26E-03	1.9E-02	1.05E-03	2.03E-05	0.11	1.57E-01	3.41E-07	1.0E+06	3.4E-01
108	14.75418	1.26E-03	1.9E-02	1.05E-03	1.94E-05	0.11	1.57E-01	3.26E-07	1.0E+06	3.3E-01
109	1.04987	1.26E-03	1.3E-03	1.05E-03	1.38E-06	0.11	1.57E-01	2.32E-08	1.0E+06	2.3E-02
110	1.27195	1.26E-03	1.6E-03	1.05E-03	1.68E-06	0.11	1.57E-01	2.81E-08	1.0E+06	2.8E-02
111	1.61771	1.26E-03	2.0E-03	1.05E-03	2.13E-06	0.11	1.57E-01	3.58E-08	1.0E+06	3.6E-02
112	2.11313	1.26E-03	2.7E-03	1.05E-03	2.78E-06	0.11	1.57E-01	4.67E-08	1.0E+06	4.7E-02
113	2.86727	1.26E-03	3.6E-03	1.05E-03	3.78E-06	0.11	1.57E-01	6.34E-08	1.0E+06	6.3E-02
114	3.91346	1.26E-03	4.9E-03	1.05E-03	5.15E-06	0.11	1.57E-01	8.65E-08	1.0E+06	8.7E-02
115	5.04271	1.26E-03	6.4E-03	1.05E-03	6.64E-06	0.11	1.57E-01	1.12E-07	1.0E+06	1.1E-01
116	6.2706	1.26E-03	7.9E-03	1.05E-03	8.26E-06	0.11	1.57E-01	1.39E-07	1.0E+06	1.4E-01
117	7.30908	1.26E-03	9.2E-03	1.05E-03	9.63E-06	0.11	1.57E-01	1.62E-07	1.0E+06	1.6E-01
118	7.83559	1.26E-03	9.9E-03	1.05E-03	1.03E-05	0.11	1.57E-01	1.73E-07	1.0E+06	1.7E-01
119	7.5024	1.26E-03	9.5E-03	1.05E-03	9.88E-06	0.11	1.57E-01	1.66E-07	1.0E+06	1.7E-01
120	6.66577	1.26E-03	8.4E-03	1.05E-03	8.78E-06	0.11	1.57E-01	1.47E-07	1.0E+06	1.5E-01
121	5.75345	1.26E-03	7.2E-03	1.05E-03	7.58E-06	0.11	1.57E-01	1.27E-07	1.0E+06	1.3E-01
122	4.86707	1.26E-03	6.1E-03	1.05E-03	6.41E-06	0.11	1.57E-01	1.08E-07	1.0E+06	1.1E-01
123	0.7821	1.26E-03	9.9E-04	1.05E-03	1.03E-06	0.11	1.57E-01	1.73E-08	1.0E+06	1.7E-02
124	0.92737	1.26E-03	1.2E-03	1.05E-03	1.22E-06	0.11	1.57E-01	2.05E-08	1.0E+06	2.1E-02

Ventura Ranch

P1- Site Preparation

		Cancer Risk from Birth to 2 years								
Receptor #	Conc	g/sec	Cair	Dose Constant	Dose	ED	Risk Constant	Risk	Constant 2	Risk/ Million
125	1.13937	1.26E-03	1.4E-03	1.05E-03	1.50E-06	0.11	1.57E-01	2.52E-08	1.0E+06	2.5E-02
126	1.37691	1.26E-03	1.7E-03	1.05E-03	1.81E-06	0.11	1.57E-01	3.04E-08	1.0E+06	3.0E-02
127	1.77167	1.26E-03	2.2E-03	1.05E-03	2.33E-06	0.11	1.57E-01	3.92E-08	1.0E+06	3.9E-02
128	2.2814	1.26E-03	2.9E-03	1.05E-03	3.00E-06	0.11	1.57E-01	5.04E-08	1.0E+06	5.0E-02
129	2.70822	1.26E-03	3.4E-03	1.05E-03	3.57E-06	0.11	1.57E-01	5.99E-08	1.0E+06	6.0E-02
130	3.32715	1.26E-03	4.2E-03	1.05E-03	4.38E-06	0.11	1.57E-01	7.36E-08	1.0E+06	7.4E-02
131	3.98337	1.26E-03	5.0E-03	1.05E-03	5.25E-06	0.11	1.57E-01	8.81E-08	1.0E+06	8.8E-02
132	4.41288	1.26E-03	5.6E-03	1.05E-03	5.81E-06	0.11	1.57E-01	9.76E-08	1.0E+06	9.8E-02
133	4.63782	1.26E-03	5.8E-03	1.05E-03	6.11E-06	0.11	1.57E-01	1.03E-07	1.0E+06	1.0E-01
134	4.63006	1.26E-03	5.8E-03	1.05E-03	6.10E-06	0.11	1.57E-01	1.02E-07	1.0E+06	1.0E-01
135	4.3627	1.26E-03	5.5E-03	1.05E-03	5.75E-06	0.11	1.57E-01	9.65E-08	1.0E+06	9.6E-02
136	3.96893	1.26E-03	5.0E-03	1.05E-03	5.23E-06	0.11	1.57E-01	8.78E-08	1.0E+06	8.8E-02
137	3.54951	1.26E-03	4.5E-03	1.05E-03	4.67E-06	0.11	1.57E-01	7.85E-08	1.0E+06	7.8E-02
138	3.11018	1.26E-03	3.9E-03	1.05E-03	4.10E-06	0.11	1.57E-01	6.88E-08	1.0E+06	6.9E-02
139	0.60531	1.26E-03	7.6E-04	1.05E-03	7.97E-07	0.11	1.57E-01	1.34E-08	1.0E+06	1.3E-02
140	0.7081	1.26E-03	8.9E-04	1.05E-03	9.33E-07	0.11	1.57E-01	1.57E-08	1.0E+06	1.6E-02
141	0.84879	1.26E-03	1.1E-03	1.05E-03	1.12E-06	0.11	1.57E-01	1.88E-08	1.0E+06	1.9E-02
142	0.98529	1.26E-03	1.2E-03	1.05E-03	1.30E-06	0.11	1.57E-01	2.18E-08	1.0E+06	2.2E-02
143	1.22509	1.26E-03	1.5E-03	1.05E-03	1.61E-06	0.11	1.57E-01	2.71E-08	1.0E+06	2.7E-02
144	1.50737	1.26E-03	1.9E-03	1.05E-03	1.99E-06	0.11	1.57E-01	3.33E-08	1.0E+06	3.3E-02
145	1.73075	1.26E-03	2.2E-03	1.05E-03	2.28E-06	0.11	1.57E-01	3.83E-08	1.0E+06	3.8E-02
146	2.07515	1.26E-03	2.6E-03	1.05E-03	2.73E-06	0.11	1.57E-01	4.59E-08	1.0E+06	4.6E-02
147	2.43513	1.26E-03	3.1E-03	1.05E-03	3.21E-06	0.11	1.57E-01	5.38E-08	1.0E+06	5.4E-02
148	2.67446	1.26E-03	3.4E-03	1.05E-03	3.52E-06	0.11	1.57E-01	5.91E-08	1.0E+06	5.9E-02
149	2.89781	1.26E-03	3.7E-03	1.05E-03	3.82E-06	0.11	1.57E-01	6.41E-08	1.0E+06	6.4E-02
150	3.07464	1.26E-03	3.9E-03	1.05E-03	4.05E-06	0.11	1.57E-01	6.80E-08	1.0E+06	6.8E-02
151	3.06354	1.26E-03	3.9E-03	1.05E-03	4.03E-06	0.11	1.57E-01	6.77E-08	1.0E+06	6.8E-02
152	2.94938	1.26E-03	3.7E-03	1.05E-03	3.88E-06	0.11	1.57E-01	6.52E-08	1.0E+06	6.5E-02
153	2.8332	1.26E-03	3.6E-03	1.05E-03	3.73E-06	0.11	1.57E-01	6.26E-08	1.0E+06	6.3E-02
154	2.61338	1.26E-03	3.3E-03	1.05E-03	3.44E-06	0.11	1.57E-01	5.78E-08	1.0E+06	5.8E-02
155	0.48128	1.26E-03	6.1E-04	1.05E-03	6.34E-07	0.11	1.57E-01	1.06E-08	1.0E+06	1.1E-02

Ventura Ranch

P1- Site Preparation

		Cancer Risk from Birth to 2 years								
Receptor #	Conc	g/sec	Cair	Dose Constant	Dose	ED	Risk Constant	Risk	Constant 2	Risk/ Million
156	0.56135	1.26E-03	7.1E-04	1.05E-03	7.39E-07	0.11	1.57E-01	1.24E-08	1.0E+06	1.2E-02
157	0.6536	1.26E-03	8.2E-04	1.05E-03	8.61E-07	0.11	1.57E-01	1.45E-08	1.0E+06	1.4E-02
158	0.74763	1.26E-03	9.4E-04	1.05E-03	9.85E-07	0.11	1.57E-01	1.65E-08	1.0E+06	1.7E-02
159	0.9036	1.26E-03	1.1E-03	1.05E-03	1.19E-06	0.11	1.57E-01	2.00E-08	1.0E+06	2.0E-02
160	1.07849	1.26E-03	1.4E-03	1.05E-03	1.42E-06	0.11	1.57E-01	2.38E-08	1.0E+06	2.4E-02
161	1.20951	1.26E-03	1.5E-03	1.05E-03	1.59E-06	0.11	1.57E-01	2.67E-08	1.0E+06	2.7E-02
162	1.41201	1.26E-03	1.8E-03	1.05E-03	1.86E-06	0.11	1.57E-01	3.12E-08	1.0E+06	3.1E-02
163	1.62642	1.26E-03	2.0E-03	1.05E-03	2.14E-06	0.11	1.57E-01	3.60E-08	1.0E+06	3.6E-02
164	1.77723	1.26E-03	2.2E-03	1.05E-03	2.34E-06	0.11	1.57E-01	3.93E-08	1.0E+06	3.9E-02
165	1.93404	1.26E-03	2.4E-03	1.05E-03	2.55E-06	0.11	1.57E-01	4.28E-08	1.0E+06	4.3E-02
166	2.09076	1.26E-03	2.6E-03	1.05E-03	2.75E-06	0.11	1.57E-01	4.62E-08	1.0E+06	4.6E-02
167	2.14788	1.26E-03	2.7E-03	1.05E-03	2.83E-06	0.11	1.57E-01	4.75E-08	1.0E+06	4.7E-02
168	2.13133	1.26E-03	2.7E-03	1.05E-03	2.81E-06	0.11	1.57E-01	4.71E-08	1.0E+06	4.7E-02
169	2.14022	1.26E-03	2.7E-03	1.05E-03	2.82E-06	0.11	1.57E-01	4.73E-08	1.0E+06	4.7E-02
170	2.06144	1.26E-03	2.6E-03	1.05E-03	2.71E-06	0.11	1.57E-01	4.56E-08	1.0E+06	4.6E-02
171	0.39425	1.26E-03	5.0E-04	1.05E-03	5.19E-07	0.11	1.57E-01	8.72E-09	1.0E+06	8.7E-03
172	0.45515	1.26E-03	5.7E-04	1.05E-03	5.99E-07	0.11	1.57E-01	1.01E-08	1.0E+06	1.0E-02
173	0.52324	1.26E-03	6.6E-04	1.05E-03	6.89E-07	0.11	1.57E-01	1.16E-08	1.0E+06	1.2E-02
174	0.59062	1.26E-03	7.4E-04	1.05E-03	7.78E-07	0.11	1.57E-01	1.31E-08	1.0E+06	1.3E-02
175	0.69621	1.26E-03	8.8E-04	1.05E-03	9.17E-07	0.11	1.57E-01	1.54E-08	1.0E+06	1.5E-02
176	0.81224	1.26E-03	1.0E-03	1.05E-03	1.07E-06	0.11	1.57E-01	1.80E-08	1.0E+06	1.8E-02
177	0.8946	1.26E-03	1.1E-03	1.05E-03	1.18E-06	0.11	1.57E-01	1.98E-08	1.0E+06	2.0E-02
178	1.01974	1.26E-03	1.3E-03	1.05E-03	1.34E-06	0.11	1.57E-01	2.25E-08	1.0E+06	2.3E-02
179	1.15422	1.26E-03	1.5E-03	1.05E-03	1.52E-06	0.11	1.57E-01	2.55E-08	1.0E+06	2.6E-02
180	1.25061	1.26E-03	1.6E-03	1.05E-03	1.65E-06	0.11	1.57E-01	2.77E-08	1.0E+06	2.8E-02
181	1.35299	1.26E-03	1.7E-03	1.05E-03	1.78E-06	0.11	1.57E-01	2.99E-08	1.0E+06	3.0E-02
182	1.47014	1.26E-03	1.9E-03	1.05E-03	1.94E-06	0.11	1.57E-01	3.25E-08	1.0E+06	3.3E-02
183	1.53097	1.26E-03	1.9E-03	1.05E-03	2.02E-06	0.11	1.57E-01	3.39E-08	1.0E+06	3.4E-02
184	1.54419	1.26E-03	1.9E-03	1.05E-03	2.03E-06	0.11	1.57E-01	3.41E-08	1.0E+06	3.4E-02
185	1.59116	1.26E-03	2.0E-03	1.05E-03	2.10E-06	0.11	1.57E-01	3.52E-08	1.0E+06	3.5E-02
186	1.57862	1.26E-03	2.0E-03	1.05E-03	2.08E-06	0.11	1.57E-01	3.49E-08	1.0E+06	3.5E-02

Ventura Ranch

P1- Site Preparation

		Cancer Risk from Birth to 2 years								
Receptor #	Conc	g/sec	Cair	Dose Constant	Dose	ED	Risk Constant	Risk	Constant 2	Risk/ Million
187	0.33109	1.26E-03	4.2E-04	1.05E-03	4.36E-07	0.11	1.57E-01	7.32E-09	1.0E+06	7.3E-03
188	0.37817	1.26E-03	4.8E-04	1.05E-03	4.98E-07	0.11	1.57E-01	8.36E-09	1.0E+06	8.4E-03
189	0.43	1.26E-03	5.4E-04	1.05E-03	5.66E-07	0.11	1.57E-01	9.51E-09	1.0E+06	9.5E-03
190	0.47947	1.26E-03	6.0E-04	1.05E-03	6.31E-07	0.11	1.57E-01	1.06E-08	1.0E+06	1.1E-02
191	0.55346	1.26E-03	7.0E-04	1.05E-03	7.29E-07	0.11	1.57E-01	1.22E-08	1.0E+06	1.2E-02
192	0.63119	1.26E-03	8.0E-04	1.05E-03	8.31E-07	0.11	1.57E-01	1.40E-08	1.0E+06	1.4E-02
193	0.68603	1.26E-03	8.6E-04	1.05E-03	9.03E-07	0.11	1.57E-01	1.52E-08	1.0E+06	1.5E-02
194	0.76759	1.26E-03	9.7E-04	1.05E-03	1.01E-06	0.11	1.57E-01	1.70E-08	1.0E+06	1.7E-02
195	0.85813	1.26E-03	1.1E-03	1.05E-03	1.13E-06	0.11	1.57E-01	1.90E-08	1.0E+06	1.9E-02
196	0.92351	1.26E-03	1.2E-03	1.05E-03	1.22E-06	0.11	1.57E-01	2.04E-08	1.0E+06	2.0E-02
197	0.99356	1.26E-03	1.3E-03	1.05E-03	1.31E-06	0.11	1.57E-01	2.20E-08	1.0E+06	2.2E-02
198	1.07816	1.26E-03	1.4E-03	1.05E-03	1.42E-06	0.11	1.57E-01	2.38E-08	1.0E+06	2.4E-02
199	1.12839	1.26E-03	1.4E-03	1.05E-03	1.49E-06	0.11	1.57E-01	2.50E-08	1.0E+06	2.5E-02
200	1.13778	1.26E-03	1.4E-03	1.05E-03	1.50E-06	0.11	1.57E-01	2.52E-08	1.0E+06	2.5E-02
201	1.19128	1.26E-03	1.5E-03	1.05E-03	1.57E-06	0.11	1.57E-01	2.63E-08	1.0E+06	2.6E-02
202	1.20542	1.26E-03	1.5E-03	1.05E-03	1.59E-06	0.11	1.57E-01	2.67E-08	1.0E+06	2.7E-02
203	0.28373	1.26E-03	3.6E-04	1.05E-03	3.74E-07	0.11	1.57E-01	6.27E-09	1.0E+06	6.3E-03
204	0.32098	1.26E-03	4.0E-04	1.05E-03	4.23E-07	0.11	1.57E-01	7.10E-09	1.0E+06	7.1E-03
205	0.36158	1.26E-03	4.6E-04	1.05E-03	4.76E-07	0.11	1.57E-01	8.00E-09	1.0E+06	8.0E-03
206	0.3997	1.26E-03	5.0E-04	1.05E-03	5.26E-07	0.11	1.57E-01	8.84E-09	1.0E+06	8.8E-03
207	0.4521	1.26E-03	5.7E-04	1.05E-03	5.95E-07	0.11	1.57E-01	1.00E-08	1.0E+06	1.0E-02
208	0.5071	1.26E-03	6.4E-04	1.05E-03	6.68E-07	0.11	1.57E-01	1.12E-08	1.0E+06	1.1E-02
209	0.54316	1.26E-03	6.8E-04	1.05E-03	7.15E-07	0.11	1.57E-01	1.20E-08	1.0E+06	1.2E-02
210	0.5968	1.26E-03	7.5E-04	1.05E-03	7.86E-07	0.11	1.57E-01	1.32E-08	1.0E+06	1.3E-02
211	0.65911	1.26E-03	8.3E-04	1.05E-03	8.68E-07	0.11	1.57E-01	1.46E-08	1.0E+06	1.5E-02
212	0.70917	1.26E-03	8.9E-04	1.05E-03	9.34E-07	0.11	1.57E-01	1.57E-08	1.0E+06	1.6E-02
213	0.76186	1.26E-03	9.6E-04	1.05E-03	1.00E-06	0.11	1.57E-01	1.68E-08	1.0E+06	1.7E-02
214	0.82369	1.26E-03	1.0E-03	1.05E-03	1.08E-06	0.11	1.57E-01	1.82E-08	1.0E+06	1.8E-02
215	0.85966	1.26E-03	1.1E-03	1.05E-03	1.13E-06	0.11	1.57E-01	1.90E-08	1.0E+06	1.9E-02
216	0.86193	1.26E-03	1.1E-03	1.05E-03	1.14E-06	0.11	1.57E-01	1.91E-08	1.0E+06	1.9E-02
217	0.90757	1.26E-03	1.1E-03	1.05E-03	1.20E-06	0.11	1.57E-01	2.01E-08	1.0E+06	2.0E-02

Ventura Ranch

P1- Site Preparation

		Cancer Risk from Birth to 2 years								
Receptor #	Conc	g/sec	Cair	Dose Constant	Dose	ED	Risk Constant	Risk	Constant 2	Risk/ Million
218	0.93286	1.26E-03	1.2E-03	1.05E-03	1.23E-06	0.11	1.57E-01	2.06E-08	1.0E+06	2.1E-02
219	0.24681	1.26E-03	3.1E-04	1.05E-03	3.25E-07	0.11	1.57E-01	5.46E-09	1.0E+06	5.5E-03
220	0.27688	1.26E-03	3.5E-04	1.05E-03	3.65E-07	0.11	1.57E-01	6.12E-09	1.0E+06	6.1E-03
221	0.30881	1.26E-03	3.9E-04	1.05E-03	4.07E-07	0.11	1.57E-01	6.83E-09	1.0E+06	6.8E-03
222	0.33889	1.26E-03	4.3E-04	1.05E-03	4.46E-07	0.11	1.57E-01	7.49E-09	1.0E+06	7.5E-03
223	0.37662	1.26E-03	4.7E-04	1.05E-03	4.96E-07	0.11	1.57E-01	8.33E-09	1.0E+06	8.3E-03
224	0.41548	1.26E-03	5.2E-04	1.05E-03	5.47E-07	0.11	1.57E-01	9.19E-09	1.0E+06	9.2E-03
225	0.44318	1.26E-03	5.6E-04	1.05E-03	5.84E-07	0.11	1.57E-01	9.80E-09	1.0E+06	9.8E-03
226	0.47697	1.26E-03	6.0E-04	1.05E-03	6.28E-07	0.11	1.57E-01	1.05E-08	1.0E+06	1.1E-02
227	0.52154	1.26E-03	6.6E-04	1.05E-03	6.87E-07	0.11	1.57E-01	1.15E-08	1.0E+06	1.2E-02
228	0.56021	1.26E-03	7.1E-04	1.05E-03	7.38E-07	0.11	1.57E-01	1.24E-08	1.0E+06	1.2E-02
229	0.6041	1.26E-03	7.6E-04	1.05E-03	7.96E-07	0.11	1.57E-01	1.34E-08	1.0E+06	1.3E-02
230	0.64824	1.26E-03	8.2E-04	1.05E-03	8.54E-07	0.11	1.57E-01	1.43E-08	1.0E+06	1.4E-02
231	0.66004	1.26E-03	8.3E-04	1.05E-03	8.69E-07	0.11	1.57E-01	1.46E-08	1.0E+06	1.5E-02
232	0.67098	1.26E-03	8.5E-04	1.05E-03	8.84E-07	0.11	1.57E-01	1.48E-08	1.0E+06	1.5E-02
233	0.7084	1.26E-03	8.9E-04	1.05E-03	9.33E-07	0.11	1.57E-01	1.57E-08	1.0E+06	1.6E-02
234	0.73038	1.26E-03	9.2E-04	1.05E-03	9.62E-07	0.11	1.57E-01	1.62E-08	1.0E+06	1.6E-02
235	0.21731	1.26E-03	2.7E-04	1.05E-03	2.86E-07	0.11	1.57E-01	4.81E-09	1.0E+06	4.8E-03
236	0.24179	1.26E-03	3.0E-04	1.05E-03	3.18E-07	0.11	1.57E-01	5.35E-09	1.0E+06	5.3E-03
237	0.26727	1.26E-03	3.4E-04	1.05E-03	3.52E-07	0.11	1.57E-01	5.91E-09	1.0E+06	5.9E-03
238	0.29208	1.26E-03	3.7E-04	1.05E-03	3.85E-07	0.11	1.57E-01	6.46E-09	1.0E+06	6.5E-03
239	0.31854	1.26E-03	4.0E-04	1.05E-03	4.19E-07	0.11	1.57E-01	7.04E-09	1.0E+06	7.0E-03
240	0.34809	1.26E-03	4.4E-04	1.05E-03	4.58E-07	0.11	1.57E-01	7.70E-09	1.0E+06	7.7E-03
241	0.37163	1.26E-03	4.7E-04	1.05E-03	4.89E-07	0.11	1.57E-01	8.22E-09	1.0E+06	8.2E-03
242	0.38945	1.26E-03	4.9E-04	1.05E-03	5.13E-07	0.11	1.57E-01	8.61E-09	1.0E+06	8.6E-03
243	0.4242	1.26E-03	5.3E-04	1.05E-03	5.59E-07	0.11	1.57E-01	9.38E-09	1.0E+06	9.4E-03
244	0.45469	1.26E-03	5.7E-04	1.05E-03	5.99E-07	0.11	1.57E-01	1.01E-08	1.0E+06	1.0E-02
245	0.48962	1.26E-03	6.2E-04	1.05E-03	6.45E-07	0.11	1.57E-01	1.08E-08	1.0E+06	1.1E-02
246	0.52214	1.26E-03	6.6E-04	1.05E-03	6.88E-07	0.11	1.57E-01	1.15E-08	1.0E+06	1.2E-02
247	0.51359	1.26E-03	6.5E-04	1.05E-03	6.76E-07	0.11	1.57E-01	1.14E-08	1.0E+06	1.1E-02
248	0.53805	1.26E-03	6.8E-04	1.05E-03	7.09E-07	0.11	1.57E-01	1.19E-08	1.0E+06	1.2E-02

Ventura Ranch

P1- Site Preparation

		Cancer Risk from Birth to 2 years								
Receptor #	Conc	g/sec	Cair	Dose Constant	Dose	ED	Risk Constant	Risk	Constant 2	Risk/ Million
249	0.56447	1.26E-03	7.1E-04	1.05E-03	7.43E-07	0.11	1.57E-01	1.25E-08	1.0E+06	1.2E-02
250	0.58231	1.26E-03	7.3E-04	1.05E-03	7.67E-07	0.11	1.57E-01	1.29E-08	1.0E+06	1.3E-02
251	0.19372	1.26E-03	2.4E-04	1.05E-03	2.55E-07	0.11	1.57E-01	4.28E-09	1.0E+06	4.3E-03
252	0.21332	1.26E-03	2.7E-04	1.05E-03	2.81E-07	0.11	1.57E-01	4.72E-09	1.0E+06	4.7E-03
253	0.23417	1.26E-03	3.0E-04	1.05E-03	3.08E-07	0.11	1.57E-01	5.18E-09	1.0E+06	5.2E-03
254	0.25607	1.26E-03	3.2E-04	1.05E-03	3.37E-07	0.11	1.57E-01	5.66E-09	1.0E+06	5.7E-03
255	0.27326	1.26E-03	3.4E-04	1.05E-03	3.60E-07	0.11	1.57E-01	6.04E-09	1.0E+06	6.0E-03
256	0.2967	1.26E-03	3.7E-04	1.05E-03	3.91E-07	0.11	1.57E-01	6.56E-09	1.0E+06	6.6E-03
257	0.31656	1.26E-03	4.0E-04	1.05E-03	4.17E-07	0.11	1.57E-01	7.00E-09	1.0E+06	7.0E-03
258	0.32608	1.26E-03	4.1E-04	1.05E-03	4.29E-07	0.11	1.57E-01	7.21E-09	1.0E+06	7.2E-03
259	0.35107	1.26E-03	4.4E-04	1.05E-03	4.62E-07	0.11	1.57E-01	7.76E-09	1.0E+06	7.8E-03
260	0.37472	1.26E-03	4.7E-04	1.05E-03	4.93E-07	0.11	1.57E-01	8.29E-09	1.0E+06	8.3E-03
261	0.40071	1.26E-03	5.0E-04	1.05E-03	5.28E-07	0.11	1.57E-01	8.86E-09	1.0E+06	8.9E-03
262	0.42721	1.26E-03	5.4E-04	1.05E-03	5.63E-07	0.11	1.57E-01	9.45E-09	1.0E+06	9.4E-03
263	0.41789	1.26E-03	5.3E-04	1.05E-03	5.50E-07	0.11	1.57E-01	9.24E-09	1.0E+06	9.2E-03
264	0.44349	1.26E-03	5.6E-04	1.05E-03	5.84E-07	0.11	1.57E-01	9.81E-09	1.0E+06	9.8E-03
265	0.4547	1.26E-03	5.7E-04	1.05E-03	5.99E-07	0.11	1.57E-01	1.01E-08	1.0E+06	1.0E-02
266	0.4665	1.26E-03	5.9E-04	1.05E-03	6.14E-07	0.11	1.57E-01	1.03E-08	1.0E+06	1.0E-02
267	0.17521	1.26E-03	2.2E-04	1.05E-03	2.31E-07	0.11	1.57E-01	3.87E-09	1.0E+06	3.9E-03
268	0.19148	1.26E-03	2.4E-04	1.05E-03	2.52E-07	0.11	1.57E-01	4.23E-09	1.0E+06	4.2E-03
269	0.20965	1.26E-03	2.6E-04	1.05E-03	2.76E-07	0.11	1.57E-01	4.64E-09	1.0E+06	4.6E-03
270	0.22694	1.26E-03	2.9E-04	1.05E-03	2.99E-07	0.11	1.57E-01	5.02E-09	1.0E+06	5.0E-03
271	0.23797	1.26E-03	3.0E-04	1.05E-03	3.13E-07	0.11	1.57E-01	5.26E-09	1.0E+06	5.3E-03
272	0.25571	1.26E-03	3.2E-04	1.05E-03	3.37E-07	0.11	1.57E-01	5.65E-09	1.0E+06	5.7E-03
273	0.27202	1.26E-03	3.4E-04	1.05E-03	3.58E-07	0.11	1.57E-01	6.01E-09	1.0E+06	6.0E-03
274	0.28191	1.26E-03	3.6E-04	1.05E-03	3.71E-07	0.11	1.57E-01	6.23E-09	1.0E+06	6.2E-03
275	0.2947	1.26E-03	3.7E-04	1.05E-03	3.88E-07	0.11	1.57E-01	6.52E-09	1.0E+06	6.5E-03
276	0.31488	1.26E-03	4.0E-04	1.05E-03	4.15E-07	0.11	1.57E-01	6.96E-09	1.0E+06	7.0E-03
277	0.32822	1.26E-03	4.1E-04	1.05E-03	4.32E-07	0.11	1.57E-01	7.26E-09	1.0E+06	7.3E-03
278	0.34027	1.26E-03	4.3E-04	1.05E-03	4.48E-07	0.11	1.57E-01	7.52E-09	1.0E+06	7.5E-03
279	0.3542	1.26E-03	4.5E-04	1.05E-03	4.66E-07	0.11	1.57E-01	7.83E-09	1.0E+06	7.8E-03

Ventura Ranch

P1- Site Preparation

		Cancer Risk from Birth to 2 years								
Receptor #	Conc	g/sec	Cair	Dose Constant	Dose	ED	Risk Constant	Risk	Constant 2	Risk/ Million
280	0.37377	1.26E-03	4.7E-04	1.05E-03	4.92E-07	0.11	1.57E-01	8.26E-09	1.0E+06	8.3E-03
281	0.38225	1.26E-03	4.8E-04	1.05E-03	5.03E-07	0.11	1.57E-01	8.45E-09	1.0E+06	8.5E-03
282	0.39502	1.26E-03	5.0E-04	1.05E-03	5.20E-07	0.11	1.57E-01	8.73E-09	1.0E+06	8.7E-03
283	0.16037	1.26E-03	2.0E-04	1.05E-03	2.11E-07	0.11	1.57E-01	3.55E-09	1.0E+06	3.5E-03
284	0.17246	1.26E-03	2.2E-04	1.05E-03	2.27E-07	0.11	1.57E-01	3.81E-09	1.0E+06	3.8E-03
285	0.18769	1.26E-03	2.4E-04	1.05E-03	2.47E-07	0.11	1.57E-01	4.15E-09	1.0E+06	4.2E-03
286	0.20193	1.26E-03	2.5E-04	1.05E-03	2.66E-07	0.11	1.57E-01	4.47E-09	1.0E+06	4.5E-03
287	0.21149	1.26E-03	2.7E-04	1.05E-03	2.79E-07	0.11	1.57E-01	4.68E-09	1.0E+06	4.7E-03
288	0.22276	1.26E-03	2.8E-04	1.05E-03	2.93E-07	0.11	1.57E-01	4.93E-09	1.0E+06	4.9E-03
289	0.23722	1.26E-03	3.0E-04	1.05E-03	3.12E-07	0.11	1.57E-01	5.25E-09	1.0E+06	5.2E-03
290	0.24812	1.26E-03	3.1E-04	1.05E-03	3.27E-07	0.11	1.57E-01	5.49E-09	1.0E+06	5.5E-03
291	0.25299	1.26E-03	3.2E-04	1.05E-03	3.33E-07	0.11	1.57E-01	5.59E-09	1.0E+06	5.6E-03
292	0.26851	1.26E-03	3.4E-04	1.05E-03	3.54E-07	0.11	1.57E-01	5.94E-09	1.0E+06	5.9E-03
293	0.27946	1.26E-03	3.5E-04	1.05E-03	3.68E-07	0.11	1.57E-01	6.18E-09	1.0E+06	6.2E-03
294	0.29146	1.26E-03	3.7E-04	1.05E-03	3.84E-07	0.11	1.57E-01	6.44E-09	1.0E+06	6.4E-03
295	0.30455	1.26E-03	3.8E-04	1.05E-03	4.01E-07	0.11	1.57E-01	6.73E-09	1.0E+06	6.7E-03
296	0.31894	1.26E-03	4.0E-04	1.05E-03	4.20E-07	0.11	1.57E-01	7.05E-09	1.0E+06	7.1E-03
297	0.32815	1.26E-03	4.1E-04	1.05E-03	4.32E-07	0.11	1.57E-01	7.26E-09	1.0E+06	7.3E-03
298	0.33705	1.26E-03	4.2E-04	1.05E-03	4.44E-07	0.11	1.57E-01	7.45E-09	1.0E+06	7.5E-03
299	0.15683	1.26E-03	2.0E-04	1.05E-03	2.07E-07	0.11	1.57E-01	3.47E-09	1.0E+06	3.5E-03
300	0.169	1.26E-03	2.1E-04	1.05E-03	2.23E-07	0.11	1.57E-01	3.74E-09	1.0E+06	3.7E-03
301	0.18135	1.26E-03	2.3E-04	1.05E-03	2.39E-07	0.11	1.57E-01	4.01E-09	1.0E+06	4.0E-03
302	0.19214	1.26E-03	2.4E-04	1.05E-03	2.53E-07	0.11	1.57E-01	4.25E-09	1.0E+06	4.2E-03
303	0.20074	1.26E-03	2.5E-04	1.05E-03	2.64E-07	0.11	1.57E-01	4.44E-09	1.0E+06	4.4E-03
304	0.20884	1.26E-03	2.6E-04	1.05E-03	2.75E-07	0.11	1.57E-01	4.62E-09	1.0E+06	4.6E-03
305	0.21679	1.26E-03	2.7E-04	1.05E-03	2.85E-07	0.11	1.57E-01	4.79E-09	1.0E+06	4.8E-03
306	0.22323	1.26E-03	2.8E-04	1.05E-03	2.94E-07	0.11	1.57E-01	4.94E-09	1.0E+06	4.9E-03
307	0.23282	1.26E-03	2.9E-04	1.05E-03	3.07E-07	0.11	1.57E-01	5.15E-09	1.0E+06	5.1E-03
308	0.24269	1.26E-03	3.1E-04	1.05E-03	3.20E-07	0.11	1.57E-01	5.37E-09	1.0E+06	5.4E-03

Ventura Ranch

P1- Site Preparation

		Cancer Risk from Birth to 2 years								
Receptor #	Conc	g/sec	Cair	Dose Constant	Dose	ED	Risk Constant	Risk	Constant 2	Risk/ Million
309	0.25057	1.26E-03	3.2E-04	1.05E-03	3.30E-07	0.11	1.57E-01	5.54E-09	1.0E+06	5.5E-03
310	0.2621	1.26E-03	3.3E-04	1.05E-03	3.45E-07	0.11	1.57E-01	5.80E-09	1.0E+06	5.8E-03
311	0.27669	1.26E-03	3.5E-04	1.05E-03	3.64E-07	0.11	1.57E-01	6.12E-09	1.0E+06	6.1E-03
312	0.28905	1.26E-03	3.6E-04	1.05E-03	3.81E-07	0.11	1.57E-01	6.39E-09	1.0E+06	6.4E-03
313	0.28926	1.26E-03	3.6E-04	1.05E-03	3.81E-07	0.11	1.57E-01	6.40E-09	1.0E+06	6.4E-03
314	0.14298	1.26E-03	1.8E-04	1.05E-03	1.88E-07	0.11	1.57E-01	3.16E-09	1.0E+06	3.2E-03
315	0.15281	1.26E-03	1.9E-04	1.05E-03	2.01E-07	0.11	1.57E-01	3.38E-09	1.0E+06	3.4E-03
316	0.16338	1.26E-03	2.1E-04	1.05E-03	2.15E-07	0.11	1.57E-01	3.61E-09	1.0E+06	3.6E-03
317	0.17271	1.26E-03	2.2E-04	1.05E-03	2.27E-07	0.11	1.57E-01	3.82E-09	1.0E+06	3.8E-03
318	0.17587	1.26E-03	2.2E-04	1.05E-03	2.32E-07	0.11	1.57E-01	3.89E-09	1.0E+06	3.9E-03
319	0.18536	1.26E-03	2.3E-04	1.05E-03	2.44E-07	0.11	1.57E-01	4.10E-09	1.0E+06	4.1E-03
320	0.19335	1.26E-03	2.4E-04	1.05E-03	2.55E-07	0.11	1.57E-01	4.28E-09	1.0E+06	4.3E-03
321	0.19436	1.26E-03	2.4E-04	1.05E-03	2.56E-07	0.11	1.57E-01	4.30E-09	1.0E+06	4.3E-03
322	0.2042	1.26E-03	2.6E-04	1.05E-03	2.69E-07	0.11	1.57E-01	4.52E-09	1.0E+06	4.5E-03
323	0.2132	1.26E-03	2.7E-04	1.05E-03	2.81E-07	0.11	1.57E-01	4.71E-09	1.0E+06	4.7E-03
324	0.22	1.26E-03	2.8E-04	1.05E-03	2.90E-07	0.11	1.57E-01	4.86E-09	1.0E+06	4.9E-03
325	0.22865	1.26E-03	2.9E-04	1.05E-03	3.01E-07	0.11	1.57E-01	5.06E-09	1.0E+06	5.1E-03
326	0.24174	1.26E-03	3.0E-04	1.05E-03	3.18E-07	0.11	1.57E-01	5.35E-09	1.0E+06	5.3E-03
327	0.25236	1.26E-03	3.2E-04	1.05E-03	3.32E-07	0.11	1.57E-01	5.58E-09	1.0E+06	5.6E-03
328	0.25049	1.26E-03	3.2E-04	1.05E-03	3.30E-07	0.11	1.57E-01	5.54E-09	1.0E+06	5.5E-03
329	0.1325	1.26E-03	1.7E-04	1.05E-03	1.74E-07	0.11	1.57E-01	2.93E-09	1.0E+06	2.9E-03
330	0.13899	1.26E-03	1.8E-04	1.05E-03	1.83E-07	0.11	1.57E-01	3.07E-09	1.0E+06	3.1E-03
331	0.14787	1.26E-03	1.9E-04	1.05E-03	1.95E-07	0.11	1.57E-01	3.27E-09	1.0E+06	3.3E-03
332	0.15588	1.26E-03	2.0E-04	1.05E-03	2.05E-07	0.11	1.57E-01	3.45E-09	1.0E+06	3.4E-03
333	0.15911	1.26E-03	2.0E-04	1.05E-03	2.10E-07	0.11	1.57E-01	3.52E-09	1.0E+06	3.5E-03
334	0.16672	1.26E-03	2.1E-04	1.05E-03	2.20E-07	0.11	1.57E-01	3.69E-09	1.0E+06	3.7E-03
335	0.17395	1.26E-03	2.2E-04	1.05E-03	2.29E-07	0.11	1.57E-01	3.85E-09	1.0E+06	3.8E-03
336	0.17478	1.26E-03	2.2E-04	1.05E-03	2.30E-07	0.11	1.57E-01	3.86E-09	1.0E+06	3.9E-03
337	0.18198	1.26E-03	2.3E-04	1.05E-03	2.40E-07	0.11	1.57E-01	4.02E-09	1.0E+06	4.0E-03
338	0.1903	1.26E-03	2.4E-04	1.05E-03	2.51E-07	0.11	1.57E-01	4.21E-09	1.0E+06	4.2E-03
339	0.19649	1.26E-03	2.5E-04	1.05E-03	2.59E-07	0.11	1.57E-01	4.34E-09	1.0E+06	4.3E-03

Ventura Ranch

P1- Site Preparation

		Cancer Risk from Birth to 2 years								
Receptor #	Conc	g/sec	Cair	Dose Constant	Dose	ED	Risk Constant	Risk	Constant 2	Risk/ Million
340	0.20173	1.26E-03	2.5E-04	1.05E-03	2.66E-07	0.11	1.57E-01	4.46E-09	1.0E+06	4.5E-03
341	0.21293	1.26E-03	2.7E-04	1.05E-03	2.80E-07	0.11	1.57E-01	4.71E-09	1.0E+06	4.7E-03
342	0.22192	1.26E-03	2.8E-04	1.05E-03	2.92E-07	0.11	1.57E-01	4.91E-09	1.0E+06	4.9E-03
343	0.21907	1.26E-03	2.8E-04	1.05E-03	2.89E-07	0.11	1.57E-01	4.84E-09	1.0E+06	4.8E-03
344	0.2145	1.26E-03	2.7E-04	1.05E-03	2.82E-07	0.11	1.57E-01	4.74E-09	1.0E+06	4.7E-03
345	0.12149	1.26E-03	1.5E-04	1.05E-03	1.60E-07	0.11	1.57E-01	2.69E-09	1.0E+06	2.7E-03
346	0.12716	1.26E-03	1.6E-04	1.05E-03	1.67E-07	0.11	1.57E-01	2.81E-09	1.0E+06	2.8E-03
347	0.13467	1.26E-03	1.7E-04	1.05E-03	1.77E-07	0.11	1.57E-01	2.98E-09	1.0E+06	3.0E-03
348	0.1416	1.26E-03	1.8E-04	1.05E-03	1.86E-07	0.11	1.57E-01	3.13E-09	1.0E+06	3.1E-03
349	0.14539	1.26E-03	1.8E-04	1.05E-03	1.91E-07	0.11	1.57E-01	3.21E-09	1.0E+06	3.2E-03
350	0.1513	1.26E-03	1.9E-04	1.05E-03	1.99E-07	0.11	1.57E-01	3.35E-09	1.0E+06	3.3E-03
351	0.15732	1.26E-03	2.0E-04	1.05E-03	2.07E-07	0.11	1.57E-01	3.48E-09	1.0E+06	3.5E-03
352	0.1597	1.26E-03	2.0E-04	1.05E-03	2.10E-07	0.11	1.57E-01	3.53E-09	1.0E+06	3.5E-03
353	0.16416	1.26E-03	2.1E-04	1.05E-03	2.16E-07	0.11	1.57E-01	3.63E-09	1.0E+06	3.6E-03
354	0.17124	1.26E-03	2.2E-04	1.05E-03	2.26E-07	0.11	1.57E-01	3.79E-09	1.0E+06	3.8E-03
355	0.17664	1.26E-03	2.2E-04	1.05E-03	2.33E-07	0.11	1.57E-01	3.91E-09	1.0E+06	3.9E-03
356	0.17959	1.26E-03	2.3E-04	1.05E-03	2.37E-07	0.11	1.57E-01	3.97E-09	1.0E+06	4.0E-03
357	0.1893	1.26E-03	2.4E-04	1.05E-03	2.49E-07	0.11	1.57E-01	4.19E-09	1.0E+06	4.2E-03
358	0.19706	1.26E-03	2.5E-04	1.05E-03	2.60E-07	0.11	1.57E-01	4.36E-09	1.0E+06	4.4E-03
359	0.19654	1.26E-03	2.5E-04	1.05E-03	2.59E-07	0.11	1.57E-01	4.35E-09	1.0E+06	4.3E-03
360	0.18848	1.26E-03	2.4E-04	1.05E-03	2.48E-07	0.11	1.57E-01	4.17E-09	1.0E+06	4.2E-03

Ventura Ranch
P1- Site Preparation

Max Cancer Risk Cancer Risk	
Receptor #	**Total Risk/ Million**
1	5.5E-02
2	4.7E-02
3	4.0E-02
4	3.3E-02
5	2.7E-02
6	2.2E-02
7	1.8E-02
8	1.5E-02
9	1.2E-02
10	9.8E-03
11	7.1E-03
12	5.9E-03
13	5.0E-03
14	4.3E-03
15	3.8E-03
16	3.4E-03
17	2.9E-03
18	2.7E-03
19	2.3E-03
20	2.1E-03
21	1.9E-03
22	1.8E-02
23	1.5E-02
24	1.2E-02
25	9.9E-03
26	7.2E-03
27	6.0E-03
28	5.1E-03
29	4.4E-03
30	3.9E-03
31	3.3E-03

Max	**Receptor #**	
0.780	86	Res

Chronic Non Cancer Risk	
REL	**HI Offroad**
5	4.40E-04
5	3.74E-04
5	3.14E-04
5	2.61E-04
5	2.15E-04
5	1.75E-04
5	1.42E-04
5	1.16E-04
5	9.46E-05
5	7.79E-05
5	5.63E-05
5	4.69E-05
5	3.98E-05
5	3.44E-05
5	3.04E-05
5	2.72E-05
5	2.30E-05
5	2.11E-05
5	1.84E-05
5	1.67E-05
5	1.49E-05
5	1.45E-04
5	1.18E-04
5	9.56E-05
5	7.85E-05
5	5.70E-05
5	4.74E-05
5	4.02E-05
5	3.50E-05
5	3.14E-05
5	2.64E-05

Max	**Receptor #**	
6.206E-03	86	Res

Ventura Ranch
P1- Site Preparation

Max Cancer Risk Cancer Risk		*Chronic Non Cancer Risk*	
Receptor #	Total Risk/ Million	REL	HI Offroad
32	2.6E-03	5	2.04E-05
33	2.4E-03	5	1.92E-05
34	2.4E-03	5	1.89E-05
35	4.7E-03	5	3.70E-05
36	4.0E-03	5	3.21E-05
37	1.3E-01	5	1.03E-03
38	1.3E-01	5	1.00E-03
39	1.2E-01	5	9.33E-04
40	1.1E-01	5	8.36E-04
41	1.5E-01	5	1.16E-03
42	1.4E-01	5	1.14E-03
43	1.3E-01	5	1.06E-03
44	1.2E-01	5	9.44E-04
45	1.0E-01	5	8.11E-04
46	1.6E-02	5	1.25E-04
47	1.3E-02	5	1.00E-04
48	1.6E-01	5	1.30E-03
49	1.5E-01	5	1.21E-03
50	1.4E-01	5	1.07E-03
51	1.1E-01	5	9.08E-04
52	1.6E-02	5	1.28E-04
53	1.1E-02	5	9.03E-05
54	9.3E-03	5	7.37E-05
55	1.7E-01	5	1.39E-03
56	1.5E-01	5	1.23E-03
57	1.3E-01	5	1.02E-03
58	1.0E-01	5	8.15E-04
59	1.6E-02	5	1.30E-04
60	1.2E-02	5	9.23E-05
61	9.5E-03	5	7.53E-05
62	1.7E-02	5	1.33E-04

Ventura Ranch
P1- Site Preparation

Max Cancer Risk Cancer Risk		*Chronic Non Cancer Risk*	
Receptor #	Total Risk/ Million	REL	HI Offroad
63	1.2E-02	5	9.45E-05
64	9.7E-03	5	7.69E-05
65	1.2E-02	5	9.71E-05
66	3.2E-01	5	2.58E-03
67	3.0E-01	5	2.42E-03
68	4.7E-03	5	3.70E-05
69	4.0E-03	5	3.20E-05
70	3.6E-03	5	2.84E-05
71	3.3E-03	5	2.59E-05
72	4.1E-01	5	3.29E-03
73	3.8E-01	5	3.06E-03
74	5.6E-03	5	4.48E-05
75	5.0E-03	5	3.99E-05
76	4.4E-03	5	3.49E-05
77	3.9E-03	5	3.11E-05
78	3.6E-03	5	2.89E-05
79	5.5E-01	5	4.39E-03
80	5.1E-01	5	4.04E-03
81	6.0E-03	5	4.81E-05
82	5.5E-03	5	4.36E-05
83	5.0E-03	5	4.00E-05
84	4.7E-03	5	3.76E-05
85	4.3E-03	5	3.38E-05
86	7.8E-01	5	6.21E-03
87	7.3E-01	5	5.77E-03
88	6.1E-03	5	4.88E-05
89	2.0E-01	5	1.57E-03
90	9.1E-02	5	7.27E-04
91	1.4E-01	5	1.09E-03
92	2.4E-01	5	1.90E-03
93	6.6E-02	5	5.25E-04

Ventura Ranch
P1- Site Preparation

Max Cancer Risk Cancer Risk		*Chronic Non Cancer Risk*	
Receptor #	Total Risk/ Million	REL	HI Offroad
94	8.9E-02	5	7.12E-04
95	1.3E-01	5	1.04E-03
96	2.5E-01	5	1.96E-03
97	4.8E-01	5	3.81E-03
98	7.0E-01	5	5.57E-03
99	4.6E-02	5	3.69E-04
100	5.8E-02	5	4.65E-04
101	7.8E-02	5	6.20E-04
102	1.2E-01	5	9.31E-04
103	1.8E-01	5	1.44E-03
104	2.6E-01	5	2.05E-03
105	3.4E-01	5	2.71E-03
106	4.2E-01	5	3.30E-03
107	4.9E-01	5	3.89E-03
108	4.7E-01	5	3.72E-03
109	3.3E-02	5	2.65E-04
110	4.0E-02	5	3.21E-04
111	5.1E-02	5	4.08E-04
112	6.7E-02	5	5.32E-04
113	9.1E-02	5	7.23E-04
114	1.2E-01	5	9.86E-04
115	1.6E-01	5	1.27E-03
116	2.0E-01	5	1.58E-03
117	2.3E-01	5	1.84E-03
118	2.5E-01	5	1.97E-03
119	2.4E-01	5	1.89E-03
120	2.1E-01	5	1.68E-03
121	1.8E-01	5	1.45E-03
122	1.5E-01	5	1.23E-03
123	2.5E-02	5	1.97E-04
124	2.9E-02	5	2.34E-04

Ventura Ranch
P1- Site Preparation

Max Cancer Risk Cancer Risk		*Chronic Non Cancer Risk*	
Receptor #	Total Risk/ Million	REL	HI Offroad
125	3.6E-02	5	2.87E-04
126	4.4E-02	5	3.47E-04
127	5.6E-02	5	4.46E-04
128	7.2E-02	5	5.75E-04
129	8.6E-02	5	6.82E-04
130	1.1E-01	5	8.38E-04
131	1.3E-01	5	1.00E-03
132	1.4E-01	5	1.11E-03
133	1.5E-01	5	1.17E-03
134	1.5E-01	5	1.17E-03
135	1.4E-01	5	1.10E-03
136	1.3E-01	5	1.00E-03
137	1.1E-01	5	8.94E-04
138	9.9E-02	5	7.84E-04
139	1.9E-02	5	1.53E-04
140	2.2E-02	5	1.78E-04
141	2.7E-02	5	2.14E-04
142	3.1E-02	5	2.48E-04
143	3.9E-02	5	3.09E-04
144	4.8E-02	5	3.80E-04
145	5.5E-02	5	4.36E-04
146	6.6E-02	5	5.23E-04
147	7.7E-02	5	6.14E-04
148	8.5E-02	5	6.74E-04
149	9.2E-02	5	7.30E-04
150	9.7E-02	5	7.75E-04
151	9.7E-02	5	7.72E-04
152	9.3E-02	5	7.43E-04
153	9.0E-02	5	7.14E-04
154	8.3E-02	5	6.59E-04
155	1.5E-02	5	1.21E-04

Ventura Ranch
P1- Site Preparation

Max Cancer Risk Cancer Risk		*Chronic Non Cancer Risk*	
Receptor #	Total Risk/ Million	REL	HI Offroad
156	1.8E-02	5	1.41E-04
157	2.1E-02	5	1.65E-04
158	2.4E-02	5	1.88E-04
159	2.9E-02	5	2.28E-04
160	3.4E-02	5	2.72E-04
161	3.8E-02	5	3.05E-04
162	4.5E-02	5	3.56E-04
163	5.2E-02	5	4.10E-04
164	5.6E-02	5	4.48E-04
165	6.1E-02	5	4.87E-04
166	6.6E-02	5	5.27E-04
167	6.8E-02	5	5.41E-04
168	6.8E-02	5	5.37E-04
169	6.8E-02	5	5.39E-04
170	6.5E-02	5	5.19E-04
171	1.2E-02	5	9.93E-05
172	1.4E-02	5	1.15E-04
173	1.7E-02	5	1.32E-04
174	1.9E-02	5	1.49E-04
175	2.2E-02	5	1.75E-04
176	2.6E-02	5	2.05E-04
177	2.8E-02	5	2.25E-04
178	3.2E-02	5	2.57E-04
179	3.7E-02	5	2.91E-04
180	4.0E-02	5	3.15E-04
181	4.3E-02	5	3.41E-04
182	4.7E-02	5	3.70E-04
183	4.9E-02	5	3.86E-04
184	4.9E-02	5	3.89E-04
185	5.0E-02	5	4.01E-04
186	5.0E-02	5	3.98E-04

Ventura Ranch
P1- Site Preparation

Max Cancer Risk Cancer Risk		*Chronic Non Cancer Risk*	
Receptor #	Total Risk/ Million	REL	HI Offroad
187	1.0E-02	5	8.34E-05
188	1.2E-02	5	9.53E-05
189	1.4E-02	5	1.08E-04
190	1.5E-02	5	1.21E-04
191	1.8E-02	5	1.39E-04
192	2.0E-02	5	1.59E-04
193	2.2E-02	5	1.73E-04
194	2.4E-02	5	1.93E-04
195	2.7E-02	5	2.16E-04
196	2.9E-02	5	2.33E-04
197	3.1E-02	5	2.50E-04
198	3.4E-02	5	2.72E-04
199	3.6E-02	5	2.84E-04
200	3.6E-02	5	2.87E-04
201	3.8E-02	5	3.00E-04
202	3.8E-02	5	3.04E-04
203	9.0E-03	5	7.15E-05
204	1.0E-02	5	8.09E-05
205	1.1E-02	5	9.11E-05
206	1.3E-02	5	1.01E-04
207	1.4E-02	5	1.14E-04
208	1.6E-02	5	1.28E-04
209	1.7E-02	5	1.37E-04
210	1.9E-02	5	1.50E-04
211	2.1E-02	5	1.66E-04
212	2.2E-02	5	1.79E-04
213	2.4E-02	5	1.92E-04
214	2.6E-02	5	2.08E-04
215	2.7E-02	5	2.17E-04
216	2.7E-02	5	2.17E-04
217	2.9E-02	5	2.29E-04

Ventura Ranch
P1- Site Preparation

Max Cancer Risk Cancer Risk		*Chronic Non Cancer Risk*	
Receptor #	Total Risk/ Million	REL	HI Offroad
218	3.0E-02	5	2.35E-04
219	7.8E-03	5	6.22E-05
220	8.8E-03	5	6.98E-05
221	9.8E-03	5	7.78E-05
222	1.1E-02	5	8.54E-05
223	1.2E-02	5	9.49E-05
224	1.3E-02	5	1.05E-04
225	1.4E-02	5	1.12E-04
226	1.5E-02	5	1.20E-04
227	1.7E-02	5	1.31E-04
228	1.8E-02	5	1.41E-04
229	1.9E-02	5	1.52E-04
230	2.1E-02	5	1.63E-04
231	2.1E-02	5	1.66E-04
232	2.1E-02	5	1.69E-04
233	2.2E-02	5	1.79E-04
234	2.3E-02	5	1.84E-04
235	6.9E-03	5	5.48E-05
236	7.7E-03	5	6.09E-05
237	8.5E-03	5	6.74E-05
238	9.3E-03	5	7.36E-05
239	1.0E-02	5	8.03E-05
240	1.1E-02	5	8.77E-05
241	1.2E-02	5	9.36E-05
242	1.2E-02	5	9.81E-05
243	1.3E-02	5	1.07E-04
244	1.4E-02	5	1.15E-04
245	1.6E-02	5	1.23E-04
246	1.7E-02	5	1.32E-04
247	1.6E-02	5	1.29E-04
248	1.7E-02	5	1.36E-04

Ventura Ranch
P1- Site Preparation

Max Cancer Risk Cancer Risk		*Chronic Non Cancer Risk*	
Receptor #	Total Risk/ Million	REL	HI Offroad
249	1.8E-02	5	1.42E-04
250	1.8E-02	5	1.47E-04
251	6.1E-03	5	4.88E-05
252	6.8E-03	5	5.38E-05
253	7.4E-03	5	5.90E-05
254	8.1E-03	5	6.45E-05
255	8.7E-03	5	6.89E-05
256	9.4E-03	5	7.48E-05
257	1.0E-02	5	7.98E-05
258	1.0E-02	5	8.22E-05
259	1.1E-02	5	8.85E-05
260	1.2E-02	5	9.44E-05
261	1.3E-02	5	1.01E-04
262	1.4E-02	5	1.08E-04
263	1.3E-02	5	1.05E-04
264	1.4E-02	5	1.12E-04
265	1.4E-02	5	1.15E-04
266	1.5E-02	5	1.18E-04
267	5.6E-03	5	4.42E-05
268	6.1E-03	5	4.83E-05
269	6.6E-03	5	5.28E-05
270	7.2E-03	5	5.72E-05
271	7.5E-03	5	6.00E-05
272	8.1E-03	5	6.44E-05
273	8.6E-03	5	6.85E-05
274	8.9E-03	5	7.10E-05
275	9.3E-03	5	7.43E-05
276	1.0E-02	5	7.93E-05
277	1.0E-02	5	8.27E-05
278	1.1E-02	5	8.57E-05
279	1.1E-02	5	8.93E-05

Ventura Ranch
P1- Site Preparation

Max Cancer Risk Cancer Risk		*Chronic Non Cancer Risk*	
Receptor #	Total Risk/ Million	REL	HI Offroad
280	1.2E-02	5	9.42E-05
281	1.2E-02	5	9.63E-05
282	1.3E-02	5	9.95E-05
283	5.1E-03	5	4.04E-05
284	5.5E-03	5	4.35E-05
285	5.9E-03	5	4.73E-05
286	6.4E-03	5	5.09E-05
287	6.7E-03	5	5.33E-05
288	7.1E-03	5	5.61E-05
289	7.5E-03	5	5.98E-05
290	7.9E-03	5	6.25E-05
291	8.0E-03	5	6.38E-05
292	8.5E-03	5	6.77E-05
293	8.9E-03	5	7.04E-05
294	9.2E-03	5	7.34E-05
295	9.7E-03	5	7.67E-05
296	1.0E-02	5	8.04E-05
297	1.0E-02	5	8.27E-05
298	1.1E-02	5	8.49E-05
299	5.0E-03	5	3.95E-05
300	5.4E-03	5	4.26E-05
301	5.7E-03	5	4.57E-05
302	6.1E-03	5	4.84E-05
303	6.4E-03	5	5.06E-05
304	6.6E-03	5	5.26E-05
305	6.9E-03	5	5.46E-05
306	7.1E-03	5	5.63E-05
307	7.4E-03	5	5.87E-05
308	7.7E-03	5	6.12E-05

Ventura Ranch
P1- Site Preparation

Max Cancer Risk Cancer Risk		*Chronic Non Cancer Risk*	
Receptor #	Total Risk/ Million	REL	HI Offroad
309	7.9E-03	5	6.31E-05
310	8.3E-03	5	6.60E-05
311	8.8E-03	5	6.97E-05
312	9.2E-03	5	7.28E-05
313	9.2E-03	5	7.29E-05
314	4.5E-03	5	3.60E-05
315	4.8E-03	5	3.85E-05
316	5.2E-03	5	4.12E-05
317	5.5E-03	5	4.35E-05
318	5.6E-03	5	4.43E-05
319	5.9E-03	5	4.67E-05
320	6.1E-03	5	4.87E-05
321	6.2E-03	5	4.90E-05
322	6.5E-03	5	5.15E-05
323	6.8E-03	5	5.37E-05
324	7.0E-03	5	5.54E-05
325	7.2E-03	5	5.76E-05
326	7.7E-03	5	6.09E-05
327	8.0E-03	5	6.36E-05
328	7.9E-03	5	6.31E-05
329	4.2E-03	5	3.34E-05
330	4.4E-03	5	3.50E-05
331	4.7E-03	5	3.73E-05
332	4.9E-03	5	3.93E-05
333	5.0E-03	5	4.01E-05
334	5.3E-03	5	4.20E-05
335	5.5E-03	5	4.38E-05
336	5.5E-03	5	4.40E-05
337	5.8E-03	5	4.59E-05
338	6.0E-03	5	4.80E-05
339	6.2E-03	5	4.95E-05

Ventura Ranch
P1- Site Preparation

Max Cancer Risk Cancer Risk		*Chronic Non Cancer Risk*	
Receptor #	**Total Risk/ Million**	**REL**	**HI Offroad**
340	6.4E-03	5	5.08E-05
341	6.7E-03	5	5.37E-05
342	7.0E-03	5	5.59E-05
343	6.9E-03	5	5.52E-05
344	6.8E-03	5	5.41E-05
345	3.8E-03	5	3.06E-05
346	4.0E-03	5	3.20E-05
347	4.3E-03	5	3.39E-05
348	4.5E-03	5	3.57E-05
349	4.6E-03	5	3.66E-05
350	4.8E-03	5	3.81E-05
351	5.0E-03	5	3.96E-05
352	5.1E-03	5	4.02E-05
353	5.2E-03	5	4.14E-05
354	5.4E-03	5	4.32E-05
355	5.6E-03	5	4.45E-05
356	5.7E-03	5	4.53E-05
357	6.0E-03	5	4.77E-05
358	6.2E-03	5	4.97E-05
359	6.2E-03	5	4.95E-05
360	6.0E-03	5	4.75E-05

Ventura Ranch
P1- Grading

				Cancer Risk from Birth to 2 years						
Receptor #	Conc	g/sec	Cair	Dose Constant	Dose	ED	Risk Constant	Risk	Constant 2	Risk/ Million
1	1.74419	7.56E-04	1.3E-03	1.05E-03	1.38E-06	0.08	1.57E-01	1.78E-08	1.0E+06	1.8E-02
2	1.48587	7.56E-04	1.1E-03	1.05E-03	1.17E-06	0.08	1.57E-01	1.52E-08	1.0E+06	1.5E-02
3	1.24779	7.56E-04	9.4E-04	1.05E-03	9.86E-07	0.08	1.57E-01	1.27E-08	1.0E+06	1.3E-02
4	1.0359	7.56E-04	7.8E-04	1.05E-03	8.19E-07	0.08	1.57E-01	1.06E-08	1.0E+06	1.1E-02
5	0.85211	7.56E-04	6.4E-04	1.05E-03	6.73E-07	0.08	1.57E-01	8.70E-09	1.0E+06	8.7E-03
6	0.69399	7.56E-04	5.2E-04	1.05E-03	5.48E-07	0.08	1.57E-01	7.08E-09	1.0E+06	7.1E-03
7	0.56428	7.56E-04	4.3E-04	1.05E-03	4.46E-07	0.08	1.57E-01	5.76E-09	1.0E+06	5.8E-03
8	0.45951	7.56E-04	3.5E-04	1.05E-03	3.63E-07	0.08	1.57E-01	4.69E-09	1.0E+06	4.7E-03
9	0.37548	7.56E-04	2.8E-04	1.05E-03	2.97E-07	0.08	1.57E-01	3.83E-09	1.0E+06	3.8E-03
10	0.30921	7.56E-04	2.3E-04	1.05E-03	2.44E-07	0.08	1.57E-01	3.16E-09	1.0E+06	3.2E-03
11	0.22348	7.56E-04	1.7E-04	1.05E-03	1.77E-07	0.08	1.57E-01	2.28E-09	1.0E+06	2.3E-03
12	0.18619	7.56E-04	1.4E-04	1.05E-03	1.47E-07	0.08	1.57E-01	1.90E-09	1.0E+06	1.9E-03
13	0.15807	7.56E-04	1.2E-04	1.05E-03	1.25E-07	0.08	1.57E-01	1.61E-09	1.0E+06	1.6E-03
14	0.13663	7.56E-04	1.0E-04	1.05E-03	1.08E-07	0.08	1.57E-01	1.39E-09	1.0E+06	1.4E-03
15	0.12062	7.56E-04	9.1E-05	1.05E-03	9.53E-08	0.08	1.57E-01	1.23E-09	1.0E+06	1.2E-03
16	0.10793	7.56E-04	8.2E-05	1.05E-03	8.53E-08	0.08	1.57E-01	1.10E-09	1.0E+06	1.1E-03
17	0.09134	7.56E-04	6.9E-05	1.05E-03	7.22E-08	0.08	1.57E-01	9.32E-10	1.0E+06	9.3E-04
18	0.08367	7.56E-04	6.3E-05	1.05E-03	6.61E-08	0.08	1.57E-01	8.54E-10	1.0E+06	8.5E-04
19	0.07295	7.56E-04	5.5E-05	1.05E-03	5.76E-08	0.08	1.57E-01	7.44E-10	1.0E+06	7.4E-04
20	0.06626	7.56E-04	5.0E-05	1.05E-03	5.24E-08	0.08	1.57E-01	6.76E-10	1.0E+06	6.8E-04
21	0.05918	7.56E-04	4.5E-05	1.05E-03	4.68E-08	0.08	1.57E-01	6.04E-10	1.0E+06	6.0E-04
22	0.57661	7.56E-04	4.4E-04	1.05E-03	4.56E-07	0.08	1.57E-01	5.88E-09	1.0E+06	5.9E-03
23	0.4663	7.56E-04	3.5E-04	1.05E-03	3.68E-07	0.08	1.57E-01	4.76E-09	1.0E+06	4.8E-03
24	0.37932	7.56E-04	2.9E-04	1.05E-03	3.00E-07	0.08	1.57E-01	3.87E-09	1.0E+06	3.9E-03
25	0.31151	7.56E-04	2.4E-04	1.05E-03	2.46E-07	0.08	1.57E-01	3.18E-09	1.0E+06	3.2E-03
26	0.22637	7.56E-04	1.7E-04	1.05E-03	1.79E-07	0.08	1.57E-01	2.31E-09	1.0E+06	2.3E-03
27	0.18813	7.56E-04	1.4E-04	1.05E-03	1.49E-07	0.08	1.57E-01	1.92E-09	1.0E+06	1.9E-03
28	0.15937	7.56E-04	1.2E-04	1.05E-03	1.26E-07	0.08	1.57E-01	1.63E-09	1.0E+06	1.6E-03
29	0.13873	7.56E-04	1.0E-04	1.05E-03	1.10E-07	0.08	1.57E-01	1.42E-09	1.0E+06	1.4E-03
30	0.12447	7.56E-04	9.4E-05	1.05E-03	9.84E-08	0.08	1.57E-01	1.27E-09	1.0E+06	1.3E-03
31	0.10492	7.56E-04	7.9E-05	1.05E-03	8.29E-08	0.08	1.57E-01	1.07E-09	1.0E+06	1.1E-03

Ventura Ranch

P1- Grading

				Cancer Risk from Birth to 2 years						
Receptor #	Conc	g/sec	Cair	Dose Constant	Dose	ED	Risk Constant	Risk	Constant 2	Risk/ Million
32	0.081	7.56E-04	6.1E-05	1.05E-03	6.40E-08	0.08	1.57E-01	8.27E-10	1.0E+06	8.3E-04
33	0.07635	7.56E-04	5.8E-05	1.05E-03	6.03E-08	0.08	1.57E-01	7.79E-10	1.0E+06	7.8E-04
34	0.07501	7.56E-04	5.7E-05	1.05E-03	5.93E-08	0.08	1.57E-01	7.66E-10	1.0E+06	7.7E-04
35	0.14698	7.56E-04	1.1E-04	1.05E-03	1.16E-07	0.08	1.57E-01	1.50E-09	1.0E+06	1.5E-03
36	0.12721	7.56E-04	9.6E-05	1.05E-03	1.01E-07	0.08	1.57E-01	1.30E-09	1.0E+06	1.3E-03
37	4.06955	7.56E-04	3.1E-03	1.05E-03	3.22E-06	0.08	1.57E-01	4.15E-08	1.0E+06	4.2E-02
38	3.97404	7.56E-04	3.0E-03	1.05E-03	3.14E-06	0.08	1.57E-01	4.06E-08	1.0E+06	4.1E-02
39	3.702	7.56E-04	2.8E-03	1.05E-03	2.93E-06	0.08	1.57E-01	3.78E-08	1.0E+06	3.8E-02
40	3.31677	7.56E-04	2.5E-03	1.05E-03	2.62E-06	0.08	1.57E-01	3.38E-08	1.0E+06	3.4E-02
41	4.59189	7.56E-04	3.5E-03	1.05E-03	3.63E-06	0.08	1.57E-01	4.69E-08	1.0E+06	4.7E-02
42	4.5073	7.56E-04	3.4E-03	1.05E-03	3.56E-06	0.08	1.57E-01	4.60E-08	1.0E+06	4.6E-02
43	4.19779	7.56E-04	3.2E-03	1.05E-03	3.32E-06	0.08	1.57E-01	4.28E-08	1.0E+06	4.3E-02
44	3.74723	7.56E-04	2.8E-03	1.05E-03	2.96E-06	0.08	1.57E-01	3.82E-08	1.0E+06	3.8E-02
45	3.21901	7.56E-04	2.4E-03	1.05E-03	2.54E-06	0.08	1.57E-01	3.29E-08	1.0E+06	3.3E-02
46	0.49683	7.56E-04	3.8E-04	1.05E-03	3.93E-07	0.08	1.57E-01	5.07E-09	1.0E+06	5.1E-03
47	0.39719	7.56E-04	3.0E-04	1.05E-03	3.14E-07	0.08	1.57E-01	4.05E-09	1.0E+06	4.1E-03
48	5.14911	7.56E-04	3.9E-03	1.05E-03	4.07E-06	0.08	1.57E-01	5.25E-08	1.0E+06	5.3E-02
49	4.8133	7.56E-04	3.6E-03	1.05E-03	3.80E-06	0.08	1.57E-01	4.91E-08	1.0E+06	4.9E-02
50	4.26333	7.56E-04	3.2E-03	1.05E-03	3.37E-06	0.08	1.57E-01	4.35E-08	1.0E+06	4.4E-02
51	3.60174	7.56E-04	2.7E-03	1.05E-03	2.85E-06	0.08	1.57E-01	3.68E-08	1.0E+06	3.7E-02
52	0.50656	7.56E-04	3.8E-04	1.05E-03	4.00E-07	0.08	1.57E-01	5.17E-09	1.0E+06	5.2E-03
53	0.3584	7.56E-04	2.7E-04	1.05E-03	2.83E-07	0.08	1.57E-01	3.66E-09	1.0E+06	3.7E-03
54	0.29252	7.56E-04	2.2E-04	1.05E-03	2.31E-07	0.08	1.57E-01	2.99E-09	1.0E+06	3.0E-03
55	5.51596	7.56E-04	4.2E-03	1.05E-03	4.36E-06	0.08	1.57E-01	5.63E-08	1.0E+06	5.6E-02
56	4.86165	7.56E-04	3.7E-03	1.05E-03	3.84E-06	0.08	1.57E-01	4.96E-08	1.0E+06	5.0E-02
57	4.05056	7.56E-04	3.1E-03	1.05E-03	3.20E-06	0.08	1.57E-01	4.13E-08	1.0E+06	4.1E-02
58	3.23276	7.56E-04	2.4E-03	1.05E-03	2.55E-06	0.08	1.57E-01	3.30E-08	1.0E+06	3.3E-02
59	0.51738	7.56E-04	3.9E-04	1.05E-03	4.09E-07	0.08	1.57E-01	5.28E-09	1.0E+06	5.3E-03
60	0.36646	7.56E-04	2.8E-04	1.05E-03	2.90E-07	0.08	1.57E-01	3.74E-09	1.0E+06	3.7E-03
61	0.29871	7.56E-04	2.3E-04	1.05E-03	2.36E-07	0.08	1.57E-01	3.05E-09	1.0E+06	3.0E-03
62	0.52952	7.56E-04	4.0E-04	1.05E-03	4.18E-07	0.08	1.57E-01	5.40E-09	1.0E+06	5.4E-03

Ventura Ranch
P1- Grading

				Cancer Risk from Birth to 2 years						
Receptor #	Conc	g/sec	Cair	Dose Constant	Dose	ED	Risk Constant	Risk	Constant 2	Risk/ Million
63	0.37503	7.56E-04	2.8E-04	1.05E-03	2.96E-07	0.08	1.57E-01	3.83E-09	1.0E+06	3.8E-03
64	0.30525	7.56E-04	2.3E-04	1.05E-03	2.41E-07	0.08	1.57E-01	3.12E-09	1.0E+06	3.1E-03
65	0.38533	7.56E-04	2.9E-04	1.05E-03	3.04E-07	0.08	1.57E-01	3.93E-09	1.0E+06	3.9E-03
66	10.22484	7.56E-04	7.7E-03	1.05E-03	8.08E-06	0.08	1.57E-01	1.04E-07	1.0E+06	1.0E-01
67	9.58429	7.56E-04	7.2E-03	1.05E-03	7.57E-06	0.08	1.57E-01	9.78E-08	1.0E+06	9.8E-02
68	0.14678	7.56E-04	1.1E-04	1.05E-03	1.16E-07	0.08	1.57E-01	1.50E-09	1.0E+06	1.5E-03
69	0.12707	7.56E-04	9.6E-05	1.05E-03	1.00E-07	0.08	1.57E-01	1.30E-09	1.0E+06	1.3E-03
70	0.11279	7.56E-04	8.5E-05	1.05E-03	8.91E-08	0.08	1.57E-01	1.15E-09	1.0E+06	1.2E-03
71	0.10297	7.56E-04	7.8E-05	1.05E-03	8.14E-08	0.08	1.57E-01	1.05E-09	1.0E+06	1.1E-03
72	13.05387	7.56E-04	9.9E-03	1.05E-03	1.03E-05	0.08	1.57E-01	1.33E-07	1.0E+06	1.3E-01
73	12.14272	7.56E-04	9.2E-03	1.05E-03	9.59E-06	0.08	1.57E-01	1.24E-07	1.0E+06	1.2E-01
74	0.17774	7.56E-04	1.3E-04	1.05E-03	1.40E-07	0.08	1.57E-01	1.81E-09	1.0E+06	1.8E-03
75	0.15851	7.56E-04	1.2E-04	1.05E-03	1.25E-07	0.08	1.57E-01	1.62E-09	1.0E+06	1.6E-03
76	0.13864	7.56E-04	1.0E-04	1.05E-03	1.10E-07	0.08	1.57E-01	1.41E-09	1.0E+06	1.4E-03
77	0.12324	7.56E-04	9.3E-05	1.05E-03	9.74E-08	0.08	1.57E-01	1.26E-09	1.0E+06	1.3E-03
78	0.11465	7.56E-04	8.7E-05	1.05E-03	9.06E-08	0.08	1.57E-01	1.17E-09	1.0E+06	1.2E-03
79	17.40487	7.56E-04	1.3E-02	1.05E-03	1.38E-05	0.08	1.57E-01	1.78E-07	1.0E+06	1.8E-01
80	16.04707	7.56E-04	1.2E-02	1.05E-03	1.27E-05	0.08	1.57E-01	1.64E-07	1.0E+06	1.6E-01
81	0.19077	7.56E-04	1.4E-04	1.05E-03	1.51E-07	0.08	1.57E-01	1.95E-09	1.0E+06	1.9E-03
82	0.17294	7.56E-04	1.3E-04	1.05E-03	1.37E-07	0.08	1.57E-01	1.76E-09	1.0E+06	1.8E-03
83	0.15891	7.56E-04	1.2E-04	1.05E-03	1.26E-07	0.08	1.57E-01	1.62E-09	1.0E+06	1.6E-03
84	0.1492	7.56E-04	1.1E-04	1.05E-03	1.18E-07	0.08	1.57E-01	1.52E-09	1.0E+06	1.5E-03
85	0.13423	7.56E-04	1.0E-04	1.05E-03	1.06E-07	0.08	1.57E-01	1.37E-09	1.0E+06	1.4E-03
86	24.62937	7.56E-04	1.9E-02	1.05E-03	1.95E-05	0.08	1.57E-01	2.51E-07	1.0E+06	2.5E-01
87	22.88906	7.56E-04	1.7E-02	1.05E-03	1.81E-05	0.08	1.57E-01	2.34E-07	1.0E+06	2.3E-01
88	0.19364	7.56E-04	1.5E-04	1.05E-03	1.53E-07	0.08	1.57E-01	1.98E-09	1.0E+06	2.0E-03
89	6.21197	7.56E-04	4.7E-03	1.05E-03	4.91E-06	0.08	1.57E-01	6.34E-08	1.0E+06	6.3E-02
90	2.88661	7.56E-04	2.2E-03	1.05E-03	2.28E-06	0.08	1.57E-01	2.95E-08	1.0E+06	2.9E-02
91	4.31546	7.56E-04	3.3E-03	1.05E-03	3.41E-06	0.08	1.57E-01	4.40E-08	1.0E+06	4.4E-02
92	7.53673	7.56E-04	5.7E-03	1.05E-03	5.96E-06	0.08	1.57E-01	7.69E-08	1.0E+06	7.7E-02
93	2.08434	7.56E-04	1.6E-03	1.05E-03	1.65E-06	0.08	1.57E-01	2.13E-08	1.0E+06	2.1E-02

Ventura Ranch
P1- Grading

				Cancer Risk from Birth to 2 years						
Receptor #	Conc	g/sec	Cair	Dose Constant	Dose	ED	Risk Constant	Risk	Constant 2	Risk/ Million
94	2.82357	7.56E-04	2.1E-03	1.05E-03	2.23E-06	0.08	1.57E-01	2.88E-08	1.0E+06	2.9E-02
95	4.13574	7.56E-04	3.1E-03	1.05E-03	3.27E-06	0.08	1.57E-01	4.22E-08	1.0E+06	4.2E-02
96	7.78584	7.56E-04	5.9E-03	1.05E-03	6.15E-06	0.08	1.57E-01	7.95E-08	1.0E+06	7.9E-02
97	15.12865	7.56E-04	1.1E-02	1.05E-03	1.20E-05	0.08	1.57E-01	1.54E-07	1.0E+06	1.5E-01
98	22.12098	7.56E-04	1.7E-02	1.05E-03	1.75E-05	0.08	1.57E-01	2.26E-07	1.0E+06	2.3E-01
99	1.46481	7.56E-04	1.1E-03	1.05E-03	1.16E-06	0.08	1.57E-01	1.49E-08	1.0E+06	1.5E-02
100	1.84528	7.56E-04	1.4E-03	1.05E-03	1.46E-06	0.08	1.57E-01	1.88E-08	1.0E+06	1.9E-02
101	2.46216	7.56E-04	1.9E-03	1.05E-03	1.95E-06	0.08	1.57E-01	2.51E-08	1.0E+06	2.5E-02
102	3.69393	7.56E-04	2.8E-03	1.05E-03	2.92E-06	0.08	1.57E-01	3.77E-08	1.0E+06	3.8E-02
103	5.71962	7.56E-04	4.3E-03	1.05E-03	4.52E-06	0.08	1.57E-01	5.84E-08	1.0E+06	5.8E-02
104	8.14125	7.56E-04	6.2E-03	1.05E-03	6.43E-06	0.08	1.57E-01	8.31E-08	1.0E+06	8.3E-02
105	10.73462	7.56E-04	8.1E-03	1.05E-03	8.48E-06	0.08	1.57E-01	1.10E-07	1.0E+06	1.1E-01
106	13.10827	7.56E-04	9.9E-03	1.05E-03	1.04E-05	0.08	1.57E-01	1.34E-07	1.0E+06	1.3E-01
107	15.43661	7.56E-04	1.2E-02	1.05E-03	1.22E-05	0.08	1.57E-01	1.58E-07	1.0E+06	1.6E-01
108	14.75418	7.56E-04	1.1E-02	1.05E-03	1.17E-05	0.08	1.57E-01	1.51E-07	1.0E+06	1.5E-01
109	1.04987	7.56E-04	7.9E-04	1.05E-03	8.30E-07	0.08	1.57E-01	1.07E-08	1.0E+06	1.1E-02
110	1.27195	7.56E-04	9.6E-04	1.05E-03	1.01E-06	0.08	1.57E-01	1.30E-08	1.0E+06	1.3E-02
111	1.61771	7.56E-04	1.2E-03	1.05E-03	1.28E-06	0.08	1.57E-01	1.65E-08	1.0E+06	1.7E-02
112	2.11313	7.56E-04	1.6E-03	1.05E-03	1.67E-06	0.08	1.57E-01	2.16E-08	1.0E+06	2.2E-02
113	2.86727	7.56E-04	2.2E-03	1.05E-03	2.27E-06	0.08	1.57E-01	2.93E-08	1.0E+06	2.9E-02
114	3.91346	7.56E-04	3.0E-03	1.05E-03	3.09E-06	0.08	1.57E-01	3.99E-08	1.0E+06	4.0E-02
115	5.04271	7.56E-04	3.8E-03	1.05E-03	3.98E-06	0.08	1.57E-01	5.15E-08	1.0E+06	5.1E-02
116	6.2706	7.56E-04	4.7E-03	1.05E-03	4.95E-06	0.08	1.57E-01	6.40E-08	1.0E+06	6.4E-02
117	7.30908	7.56E-04	5.5E-03	1.05E-03	5.78E-06	0.08	1.57E-01	7.46E-08	1.0E+06	7.5E-02
118	7.83559	7.56E-04	5.9E-03	1.05E-03	6.19E-06	0.08	1.57E-01	8.00E-08	1.0E+06	8.0E-02
119	7.5024	7.56E-04	5.7E-03	1.05E-03	5.93E-06	0.08	1.57E-01	7.66E-08	1.0E+06	7.7E-02
120	6.66577	7.56E-04	5.0E-03	1.05E-03	5.27E-06	0.08	1.57E-01	6.80E-08	1.0E+06	6.8E-02
121	5.75345	7.56E-04	4.3E-03	1.05E-03	4.55E-06	0.08	1.57E-01	5.87E-08	1.0E+06	5.9E-02
122	4.86707	7.56E-04	3.7E-03	1.05E-03	3.85E-06	0.08	1.57E-01	4.97E-08	1.0E+06	5.0E-02
123	0.7821	7.56E-04	5.9E-04	1.05E-03	6.18E-07	0.08	1.57E-01	7.98E-09	1.0E+06	8.0E-03
124	0.92737	7.56E-04	7.0E-04	1.05E-03	7.33E-07	0.08	1.57E-01	9.46E-09	1.0E+06	9.5E-03

Ventura Ranch
P1- Grading

				Cancer Risk from Birth to 2 years						
Receptor #	Conc	g/sec	Cair	Dose Constant	Dose	ED	Risk Constant	Risk	Constant 2	Risk/ Million
125	1.13937	7.56E-04	8.6E-04	1.05E-03	9.00E-07	0.08	1.57E-01	1.16E-08	1.0E+06	1.2E-02
126	1.37691	7.56E-04	1.0E-03	1.05E-03	1.09E-06	0.08	1.57E-01	1.41E-08	1.0E+06	1.4E-02
127	1.77167	7.56E-04	1.3E-03	1.05E-03	1.40E-06	0.08	1.57E-01	1.81E-08	1.0E+06	1.8E-02
128	2.2814	7.56E-04	1.7E-03	1.05E-03	1.80E-06	0.08	1.57E-01	2.33E-08	1.0E+06	2.3E-02
129	2.70822	7.56E-04	2.0E-03	1.05E-03	2.14E-06	0.08	1.57E-01	2.76E-08	1.0E+06	2.8E-02
130	3.32715	7.56E-04	2.5E-03	1.05E-03	2.63E-06	0.08	1.57E-01	3.40E-08	1.0E+06	3.4E-02
131	3.98337	7.56E-04	3.0E-03	1.05E-03	3.15E-06	0.08	1.57E-01	4.07E-08	1.0E+06	4.1E-02
132	4.41288	7.56E-04	3.3E-03	1.05E-03	3.49E-06	0.08	1.57E-01	4.50E-08	1.0E+06	4.5E-02
133	4.63782	7.56E-04	3.5E-03	1.05E-03	3.66E-06	0.08	1.57E-01	4.73E-08	1.0E+06	4.7E-02
134	4.63006	7.56E-04	3.5E-03	1.05E-03	3.66E-06	0.08	1.57E-01	4.73E-08	1.0E+06	4.7E-02
135	4.3627	7.56E-04	3.3E-03	1.05E-03	3.45E-06	0.08	1.57E-01	4.45E-08	1.0E+06	4.5E-02
136	3.96893	7.56E-04	3.0E-03	1.05E-03	3.14E-06	0.08	1.57E-01	4.05E-08	1.0E+06	4.1E-02
137	3.54951	7.56E-04	2.7E-03	1.05E-03	2.80E-06	0.08	1.57E-01	3.62E-08	1.0E+06	3.6E-02
138	3.11018	7.56E-04	2.4E-03	1.05E-03	2.46E-06	0.08	1.57E-01	3.17E-08	1.0E+06	3.2E-02
139	0.60531	7.56E-04	4.6E-04	1.05E-03	4.78E-07	0.08	1.57E-01	6.18E-09	1.0E+06	6.2E-03
140	0.7081	7.56E-04	5.4E-04	1.05E-03	5.60E-07	0.08	1.57E-01	7.23E-09	1.0E+06	7.2E-03
141	0.84879	7.56E-04	6.4E-04	1.05E-03	6.71E-07	0.08	1.57E-01	8.66E-09	1.0E+06	8.7E-03
142	0.98529	7.56E-04	7.4E-04	1.05E-03	7.79E-07	0.08	1.57E-01	1.01E-08	1.0E+06	1.0E-02
143	1.22509	7.56E-04	9.3E-04	1.05E-03	9.68E-07	0.08	1.57E-01	1.25E-08	1.0E+06	1.3E-02
144	1.50737	7.56E-04	1.1E-03	1.05E-03	1.19E-06	0.08	1.57E-01	1.54E-08	1.0E+06	1.5E-02
145	1.73075	7.56E-04	1.3E-03	1.05E-03	1.37E-06	0.08	1.57E-01	1.77E-08	1.0E+06	1.8E-02
146	2.07515	7.56E-04	1.6E-03	1.05E-03	1.64E-06	0.08	1.57E-01	2.12E-08	1.0E+06	2.1E-02
147	2.43513	7.56E-04	1.8E-03	1.05E-03	1.92E-06	0.08	1.57E-01	2.49E-08	1.0E+06	2.5E-02
148	2.67446	7.56E-04	2.0E-03	1.05E-03	2.11E-06	0.08	1.57E-01	2.73E-08	1.0E+06	2.7E-02
149	2.89781	7.56E-04	2.2E-03	1.05E-03	2.29E-06	0.08	1.57E-01	2.96E-08	1.0E+06	3.0E-02
150	3.07464	7.56E-04	2.3E-03	1.05E-03	2.43E-06	0.08	1.57E-01	3.14E-08	1.0E+06	3.1E-02
151	3.06354	7.56E-04	2.3E-03	1.05E-03	2.42E-06	0.08	1.57E-01	3.13E-08	1.0E+06	3.1E-02
152	2.94938	7.56E-04	2.2E-03	1.05E-03	2.33E-06	0.08	1.57E-01	3.01E-08	1.0E+06	3.0E-02
153	2.8332	7.56E-04	2.1E-03	1.05E-03	2.24E-06	0.08	1.57E-01	2.89E-08	1.0E+06	2.9E-02
154	2.61338	7.56E-04	2.0E-03	1.05E-03	2.06E-06	0.08	1.57E-01	2.67E-08	1.0E+06	2.7E-02
155	0.48128	7.56E-04	3.6E-04	1.05E-03	3.80E-07	0.08	1.57E-01	4.91E-09	1.0E+06	4.9E-03

Ventura Ranch
P1- Grading

				Cancer Risk from Birth to 2 years						
Receptor #	Conc	g/sec	Cair	Dose Constant	Dose	ED	Risk Constant	Risk	Constant 2	Risk/ Million
156	0.56135	7.56E-04	4.2E-04	1.05E-03	4.44E-07	0.08	1.57E-01	5.73E-09	1.0E+06	5.7E-03
157	0.6536	7.56E-04	4.9E-04	1.05E-03	5.16E-07	0.08	1.57E-01	6.67E-09	1.0E+06	6.7E-03
158	0.74763	7.56E-04	5.7E-04	1.05E-03	5.91E-07	0.08	1.57E-01	7.63E-09	1.0E+06	7.6E-03
159	0.9036	7.56E-04	6.8E-04	1.05E-03	7.14E-07	0.08	1.57E-01	9.22E-09	1.0E+06	9.2E-03
160	1.07849	7.56E-04	8.2E-04	1.05E-03	8.52E-07	0.08	1.57E-01	1.10E-08	1.0E+06	1.1E-02
161	1.20951	7.56E-04	9.1E-04	1.05E-03	9.56E-07	0.08	1.57E-01	1.23E-08	1.0E+06	1.2E-02
162	1.41201	7.56E-04	1.1E-03	1.05E-03	1.12E-06	0.08	1.57E-01	1.44E-08	1.0E+06	1.4E-02
163	1.62642	7.56E-04	1.2E-03	1.05E-03	1.29E-06	0.08	1.57E-01	1.66E-08	1.0E+06	1.7E-02
164	1.77723	7.56E-04	1.3E-03	1.05E-03	1.40E-06	0.08	1.57E-01	1.81E-08	1.0E+06	1.8E-02
165	1.93404	7.56E-04	1.5E-03	1.05E-03	1.53E-06	0.08	1.57E-01	1.97E-08	1.0E+06	2.0E-02
166	2.09076	7.56E-04	1.6E-03	1.05E-03	1.65E-06	0.08	1.57E-01	2.13E-08	1.0E+06	2.1E-02
167	2.14788	7.56E-04	1.6E-03	1.05E-03	1.70E-06	0.08	1.57E-01	2.19E-08	1.0E+06	2.2E-02
168	2.13133	7.56E-04	1.6E-03	1.05E-03	1.68E-06	0.08	1.57E-01	2.18E-08	1.0E+06	2.2E-02
169	2.14022	7.56E-04	1.6E-03	1.05E-03	1.69E-06	0.08	1.57E-01	2.18E-08	1.0E+06	2.2E-02
170	2.06144	7.56E-04	1.6E-03	1.05E-03	1.63E-06	0.08	1.57E-01	2.10E-08	1.0E+06	2.1E-02
171	0.39425	7.56E-04	3.0E-04	1.05E-03	3.12E-07	0.08	1.57E-01	4.02E-09	1.0E+06	4.0E-03
172	0.45515	7.56E-04	3.4E-04	1.05E-03	3.60E-07	0.08	1.57E-01	4.65E-09	1.0E+06	4.6E-03
173	0.52324	7.56E-04	4.0E-04	1.05E-03	4.13E-07	0.08	1.57E-01	5.34E-09	1.0E+06	5.3E-03
174	0.59062	7.56E-04	4.5E-04	1.05E-03	4.67E-07	0.08	1.57E-01	6.03E-09	1.0E+06	6.0E-03
175	0.69621	7.56E-04	5.3E-04	1.05E-03	5.50E-07	0.08	1.57E-01	7.11E-09	1.0E+06	7.1E-03
176	0.81224	7.56E-04	6.1E-04	1.05E-03	6.42E-07	0.08	1.57E-01	8.29E-09	1.0E+06	8.3E-03
177	0.8946	7.56E-04	6.8E-04	1.05E-03	7.07E-07	0.08	1.57E-01	9.13E-09	1.0E+06	9.1E-03
178	1.01974	7.56E-04	7.7E-04	1.05E-03	8.06E-07	0.08	1.57E-01	1.04E-08	1.0E+06	1.0E-02
179	1.15422	7.56E-04	8.7E-04	1.05E-03	9.12E-07	0.08	1.57E-01	1.18E-08	1.0E+06	1.2E-02
180	1.25061	7.56E-04	9.5E-04	1.05E-03	9.88E-07	0.08	1.57E-01	1.28E-08	1.0E+06	1.3E-02
181	1.35299	7.56E-04	1.0E-03	1.05E-03	1.07E-06	0.08	1.57E-01	1.38E-08	1.0E+06	1.4E-02
182	1.47014	7.56E-04	1.1E-03	1.05E-03	1.16E-06	0.08	1.57E-01	1.50E-08	1.0E+06	1.5E-02
183	1.53097	7.56E-04	1.2E-03	1.05E-03	1.21E-06	0.08	1.57E-01	1.56E-08	1.0E+06	1.6E-02
184	1.54419	7.56E-04	1.2E-03	1.05E-03	1.22E-06	0.08	1.57E-01	1.58E-08	1.0E+06	1.6E-02
185	1.59116	7.56E-04	1.2E-03	1.05E-03	1.26E-06	0.08	1.57E-01	1.62E-08	1.0E+06	1.6E-02
186	1.57862	7.56E-04	1.2E-03	1.05E-03	1.25E-06	0.08	1.57E-01	1.61E-08	1.0E+06	1.6E-02

Ventura Ranch

P1- Grading

				Cancer Risk from Birth to 2 years						
Receptor #	Conc	g/sec	Cair	Dose Constant	Dose	ED	Risk Constant	Risk	Constant 2	Risk/ Million
187	0.33109	7.56E-04	2.5E-04	1.05E-03	2.62E-07	0.08	1.57E-01	3.38E-09	1.0E+06	3.4E-03
188	0.37817	7.56E-04	2.9E-04	1.05E-03	2.99E-07	0.08	1.57E-01	3.86E-09	1.0E+06	3.9E-03
189	0.43	7.56E-04	3.3E-04	1.05E-03	3.40E-07	0.08	1.57E-01	4.39E-09	1.0E+06	4.4E-03
190	0.47947	7.56E-04	3.6E-04	1.05E-03	3.79E-07	0.08	1.57E-01	4.89E-09	1.0E+06	4.9E-03
191	0.55346	7.56E-04	4.2E-04	1.05E-03	4.37E-07	0.08	1.57E-01	5.65E-09	1.0E+06	5.6E-03
192	0.63119	7.56E-04	4.8E-04	1.05E-03	4.99E-07	0.08	1.57E-01	6.44E-09	1.0E+06	6.4E-03
193	0.68603	7.56E-04	5.2E-04	1.05E-03	5.42E-07	0.08	1.57E-01	7.00E-09	1.0E+06	7.0E-03
194	0.76759	7.56E-04	5.8E-04	1.05E-03	6.07E-07	0.08	1.57E-01	7.83E-09	1.0E+06	7.8E-03
195	0.85813	7.56E-04	6.5E-04	1.05E-03	6.78E-07	0.08	1.57E-01	8.76E-09	1.0E+06	8.8E-03
196	0.92351	7.56E-04	7.0E-04	1.05E-03	7.30E-07	0.08	1.57E-01	9.42E-09	1.0E+06	9.4E-03
197	0.99356	7.56E-04	7.5E-04	1.05E-03	7.85E-07	0.08	1.57E-01	1.01E-08	1.0E+06	1.0E-02
198	1.07816	7.56E-04	8.2E-04	1.05E-03	8.52E-07	0.08	1.57E-01	1.10E-08	1.0E+06	1.1E-02
199	1.12839	7.56E-04	8.5E-04	1.05E-03	8.92E-07	0.08	1.57E-01	1.15E-08	1.0E+06	1.2E-02
200	1.13778	7.56E-04	8.6E-04	1.05E-03	8.99E-07	0.08	1.57E-01	1.16E-08	1.0E+06	1.2E-02
201	1.19128	7.56E-04	9.0E-04	1.05E-03	9.41E-07	0.08	1.57E-01	1.22E-08	1.0E+06	1.2E-02
202	1.20542	7.56E-04	9.1E-04	1.05E-03	9.52E-07	0.08	1.57E-01	1.23E-08	1.0E+06	1.2E-02
203	0.28373	7.56E-04	2.1E-04	1.05E-03	2.24E-07	0.08	1.57E-01	2.90E-09	1.0E+06	2.9E-03
204	0.32098	7.56E-04	2.4E-04	1.05E-03	2.54E-07	0.08	1.57E-01	3.28E-09	1.0E+06	3.3E-03
205	0.36158	7.56E-04	2.7E-04	1.05E-03	2.86E-07	0.08	1.57E-01	3.69E-09	1.0E+06	3.7E-03
206	0.3997	7.56E-04	3.0E-04	1.05E-03	3.16E-07	0.08	1.57E-01	4.08E-09	1.0E+06	4.1E-03
207	0.4521	7.56E-04	3.4E-04	1.05E-03	3.57E-07	0.08	1.57E-01	4.61E-09	1.0E+06	4.6E-03
208	0.5071	7.56E-04	3.8E-04	1.05E-03	4.01E-07	0.08	1.57E-01	5.18E-09	1.0E+06	5.2E-03
209	0.54316	7.56E-04	4.1E-04	1.05E-03	4.29E-07	0.08	1.57E-01	5.54E-09	1.0E+06	5.5E-03
210	0.5968	7.56E-04	4.5E-04	1.05E-03	4.72E-07	0.08	1.57E-01	6.09E-09	1.0E+06	6.1E-03
211	0.65911	7.56E-04	5.0E-04	1.05E-03	5.21E-07	0.08	1.57E-01	6.73E-09	1.0E+06	6.7E-03
212	0.70917	7.56E-04	5.4E-04	1.05E-03	5.60E-07	0.08	1.57E-01	7.24E-09	1.0E+06	7.2E-03
213	0.76186	7.56E-04	5.8E-04	1.05E-03	6.02E-07	0.08	1.57E-01	7.78E-09	1.0E+06	7.8E-03
214	0.82369	7.56E-04	6.2E-04	1.05E-03	6.51E-07	0.08	1.57E-01	8.41E-09	1.0E+06	8.4E-03
215	0.85966	7.56E-04	6.5E-04	1.05E-03	6.79E-07	0.08	1.57E-01	8.77E-09	1.0E+06	8.8E-03
216	0.86193	7.56E-04	6.5E-04	1.05E-03	6.81E-07	0.08	1.57E-01	8.80E-09	1.0E+06	8.8E-03
217	0.90757	7.56E-04	6.9E-04	1.05E-03	7.17E-07	0.08	1.57E-01	9.26E-09	1.0E+06	9.3E-03

Ventura Ranch
P1- Grading

				Cancer Risk from Birth to 2 years						
Receptor #	Conc	g/sec	Cair	Dose Constant	Dose	ED	Risk Constant	Risk	Constant 2	Risk/ Million
218	0.93286	7.56E-04	7.1E-04	1.05E-03	7.37E-07	0.08	1.57E-01	9.52E-09	1.0E+06	9.5E-03
219	0.24681	7.56E-04	1.9E-04	1.05E-03	1.95E-07	0.08	1.57E-01	2.52E-09	1.0E+06	2.5E-03
220	0.27688	7.56E-04	2.1E-04	1.05E-03	2.19E-07	0.08	1.57E-01	2.83E-09	1.0E+06	2.8E-03
221	0.30881	7.56E-04	2.3E-04	1.05E-03	2.44E-07	0.08	1.57E-01	3.15E-09	1.0E+06	3.2E-03
222	0.33889	7.56E-04	2.6E-04	1.05E-03	2.68E-07	0.08	1.57E-01	3.46E-09	1.0E+06	3.5E-03
223	0.37662	7.56E-04	2.8E-04	1.05E-03	2.98E-07	0.08	1.57E-01	3.84E-09	1.0E+06	3.8E-03
224	0.41548	7.56E-04	3.1E-04	1.05E-03	3.28E-07	0.08	1.57E-01	4.24E-09	1.0E+06	4.2E-03
225	0.44318	7.56E-04	3.4E-04	1.05E-03	3.50E-07	0.08	1.57E-01	4.52E-09	1.0E+06	4.5E-03
226	0.47697	7.56E-04	3.6E-04	1.05E-03	3.77E-07	0.08	1.57E-01	4.87E-09	1.0E+06	4.9E-03
227	0.52154	7.56E-04	3.9E-04	1.05E-03	4.12E-07	0.08	1.57E-01	5.32E-09	1.0E+06	5.3E-03
228	0.56021	7.56E-04	4.2E-04	1.05E-03	4.43E-07	0.08	1.57E-01	5.72E-09	1.0E+06	5.7E-03
229	0.6041	7.56E-04	4.6E-04	1.05E-03	4.77E-07	0.08	1.57E-01	6.17E-09	1.0E+06	6.2E-03
230	0.64824	7.56E-04	4.9E-04	1.05E-03	5.12E-07	0.08	1.57E-01	6.62E-09	1.0E+06	6.6E-03
231	0.66004	7.56E-04	5.0E-04	1.05E-03	5.22E-07	0.08	1.57E-01	6.74E-09	1.0E+06	6.7E-03
232	0.67098	7.56E-04	5.1E-04	1.05E-03	5.30E-07	0.08	1.57E-01	6.85E-09	1.0E+06	6.8E-03
233	0.7084	7.56E-04	5.4E-04	1.05E-03	5.60E-07	0.08	1.57E-01	7.23E-09	1.0E+06	7.2E-03
234	0.73038	7.56E-04	5.5E-04	1.05E-03	5.77E-07	0.08	1.57E-01	7.45E-09	1.0E+06	7.5E-03
235	0.21731	7.56E-04	1.6E-04	1.05E-03	1.72E-07	0.08	1.57E-01	2.22E-09	1.0E+06	2.2E-03
236	0.24179	7.56E-04	1.8E-04	1.05E-03	1.91E-07	0.08	1.57E-01	2.47E-09	1.0E+06	2.5E-03
237	0.26727	7.56E-04	2.0E-04	1.05E-03	2.11E-07	0.08	1.57E-01	2.73E-09	1.0E+06	2.7E-03
238	0.29208	7.56E-04	2.2E-04	1.05E-03	2.31E-07	0.08	1.57E-01	2.98E-09	1.0E+06	3.0E-03
239	0.31854	7.56E-04	2.4E-04	1.05E-03	2.52E-07	0.08	1.57E-01	3.25E-09	1.0E+06	3.3E-03
240	0.34809	7.56E-04	2.6E-04	1.05E-03	2.75E-07	0.08	1.57E-01	3.55E-09	1.0E+06	3.6E-03
241	0.37163	7.56E-04	2.8E-04	1.05E-03	2.94E-07	0.08	1.57E-01	3.79E-09	1.0E+06	3.8E-03
242	0.38945	7.56E-04	2.9E-04	1.05E-03	3.08E-07	0.08	1.57E-01	3.97E-09	1.0E+06	4.0E-03
243	0.4242	7.56E-04	3.2E-04	1.05E-03	3.35E-07	0.08	1.57E-01	4.33E-09	1.0E+06	4.3E-03
244	0.45469	7.56E-04	3.4E-04	1.05E-03	3.59E-07	0.08	1.57E-01	4.64E-09	1.0E+06	4.6E-03
245	0.48962	7.56E-04	3.7E-04	1.05E-03	3.87E-07	0.08	1.57E-01	5.00E-09	1.0E+06	5.0E-03
246	0.52214	7.56E-04	3.9E-04	1.05E-03	4.13E-07	0.08	1.57E-01	5.33E-09	1.0E+06	5.3E-03
247	0.51359	7.56E-04	3.9E-04	1.05E-03	4.06E-07	0.08	1.57E-01	5.24E-09	1.0E+06	5.2E-03
248	0.53805	7.56E-04	4.1E-04	1.05E-03	4.25E-07	0.08	1.57E-01	5.49E-09	1.0E+06	5.5E-03

Ventura Ranch
P1- Grading

				Cancer Risk from Birth to 2 years						
Receptor #	Conc	g/sec	Cair	Dose Constant	Dose	ED	Risk Constant	Risk	Constant 2	Risk/ Million
249	0.56447	7.56E-04	4.3E-04	1.05E-03	4.46E-07	0.08	1.57E-01	5.76E-09	1.0E+06	5.8E-03
250	0.58231	7.56E-04	4.4E-04	1.05E-03	4.60E-07	0.08	1.57E-01	5.94E-09	1.0E+06	5.9E-03
251	0.19372	7.56E-04	1.5E-04	1.05E-03	1.53E-07	0.08	1.57E-01	1.98E-09	1.0E+06	2.0E-03
252	0.21332	7.56E-04	1.6E-04	1.05E-03	1.69E-07	0.08	1.57E-01	2.18E-09	1.0E+06	2.2E-03
253	0.23417	7.56E-04	1.8E-04	1.05E-03	1.85E-07	0.08	1.57E-01	2.39E-09	1.0E+06	2.4E-03
254	0.25607	7.56E-04	1.9E-04	1.05E-03	2.02E-07	0.08	1.57E-01	2.61E-09	1.0E+06	2.6E-03
255	0.27326	7.56E-04	2.1E-04	1.05E-03	2.16E-07	0.08	1.57E-01	2.79E-09	1.0E+06	2.8E-03
256	0.2967	7.56E-04	2.2E-04	1.05E-03	2.34E-07	0.08	1.57E-01	3.03E-09	1.0E+06	3.0E-03
257	0.31656	7.56E-04	2.4E-04	1.05E-03	2.50E-07	0.08	1.57E-01	3.23E-09	1.0E+06	3.2E-03
258	0.32608	7.56E-04	2.5E-04	1.05E-03	2.58E-07	0.08	1.57E-01	3.33E-09	1.0E+06	3.3E-03
259	0.35107	7.56E-04	2.7E-04	1.05E-03	2.77E-07	0.08	1.57E-01	3.58E-09	1.0E+06	3.6E-03
260	0.37472	7.56E-04	2.8E-04	1.05E-03	2.96E-07	0.08	1.57E-01	3.82E-09	1.0E+06	3.8E-03
261	0.40071	7.56E-04	3.0E-04	1.05E-03	3.17E-07	0.08	1.57E-01	4.09E-09	1.0E+06	4.1E-03
262	0.42721	7.56E-04	3.2E-04	1.05E-03	3.38E-07	0.08	1.57E-01	4.36E-09	1.0E+06	4.4E-03
263	0.41789	7.56E-04	3.2E-04	1.05E-03	3.30E-07	0.08	1.57E-01	4.26E-09	1.0E+06	4.3E-03
264	0.44349	7.56E-04	3.4E-04	1.05E-03	3.50E-07	0.08	1.57E-01	4.53E-09	1.0E+06	4.5E-03
265	0.4547	7.56E-04	3.4E-04	1.05E-03	3.59E-07	0.08	1.57E-01	4.64E-09	1.0E+06	4.6E-03
266	0.4665	7.56E-04	3.5E-04	1.05E-03	3.69E-07	0.08	1.57E-01	4.76E-09	1.0E+06	4.8E-03
267	0.17521	7.56E-04	1.3E-04	1.05E-03	1.38E-07	0.08	1.57E-01	1.79E-09	1.0E+06	1.8E-03
268	0.19148	7.56E-04	1.4E-04	1.05E-03	1.51E-07	0.08	1.57E-01	1.95E-09	1.0E+06	2.0E-03
269	0.20965	7.56E-04	1.6E-04	1.05E-03	1.66E-07	0.08	1.57E-01	2.14E-09	1.0E+06	2.1E-03
270	0.22694	7.56E-04	1.7E-04	1.05E-03	1.79E-07	0.08	1.57E-01	2.32E-09	1.0E+06	2.3E-03
271	0.23797	7.56E-04	1.8E-04	1.05E-03	1.88E-07	0.08	1.57E-01	2.43E-09	1.0E+06	2.4E-03
272	0.25571	7.56E-04	1.9E-04	1.05E-03	2.02E-07	0.08	1.57E-01	2.61E-09	1.0E+06	2.6E-03
273	0.27202	7.56E-04	2.1E-04	1.05E-03	2.15E-07	0.08	1.57E-01	2.78E-09	1.0E+06	2.8E-03
274	0.28191	7.56E-04	2.1E-04	1.05E-03	2.23E-07	0.08	1.57E-01	2.88E-09	1.0E+06	2.9E-03
275	0.2947	7.56E-04	2.2E-04	1.05E-03	2.33E-07	0.08	1.57E-01	3.01E-09	1.0E+06	3.0E-03
276	0.31488	7.56E-04	2.4E-04	1.05E-03	2.49E-07	0.08	1.57E-01	3.21E-09	1.0E+06	3.2E-03
277	0.32822	7.56E-04	2.5E-04	1.05E-03	2.59E-07	0.08	1.57E-01	3.35E-09	1.0E+06	3.3E-03
278	0.34027	7.56E-04	2.6E-04	1.05E-03	2.69E-07	0.08	1.57E-01	3.47E-09	1.0E+06	3.5E-03
279	0.3542	7.56E-04	2.7E-04	1.05E-03	2.80E-07	0.08	1.57E-01	3.61E-09	1.0E+06	3.6E-03

Ventura Ranch
P1- Grading

				Cancer Risk from Birth to 2 years						
Receptor #	Conc	g/sec	Cair	Dose Constant	Dose	ED	Risk Constant	Risk	Constant 2	Risk/ Million
280	0.37377	7.56E-04	2.8E-04	1.05E-03	2.95E-07	0.08	1.57E-01	3.81E-09	1.0E+06	3.8E-03
281	0.38225	7.56E-04	2.9E-04	1.05E-03	3.02E-07	0.08	1.57E-01	3.90E-09	1.0E+06	3.9E-03
282	0.39502	7.56E-04	3.0E-04	1.05E-03	3.12E-07	0.08	1.57E-01	4.03E-09	1.0E+06	4.0E-03
283	0.16037	7.56E-04	1.2E-04	1.05E-03	1.27E-07	0.08	1.57E-01	1.64E-09	1.0E+06	1.6E-03
284	0.17246	7.56E-04	1.3E-04	1.05E-03	1.36E-07	0.08	1.57E-01	1.76E-09	1.0E+06	1.8E-03
285	0.18769	7.56E-04	1.4E-04	1.05E-03	1.48E-07	0.08	1.57E-01	1.92E-09	1.0E+06	1.9E-03
286	0.20193	7.56E-04	1.5E-04	1.05E-03	1.60E-07	0.08	1.57E-01	2.06E-09	1.0E+06	2.1E-03
287	0.21149	7.56E-04	1.6E-04	1.05E-03	1.67E-07	0.08	1.57E-01	2.16E-09	1.0E+06	2.2E-03
288	0.22276	7.56E-04	1.7E-04	1.05E-03	1.76E-07	0.08	1.57E-01	2.27E-09	1.0E+06	2.3E-03
289	0.23722	7.56E-04	1.8E-04	1.05E-03	1.87E-07	0.08	1.57E-01	2.42E-09	1.0E+06	2.4E-03
290	0.24812	7.56E-04	1.9E-04	1.05E-03	1.96E-07	0.08	1.57E-01	2.53E-09	1.0E+06	2.5E-03
291	0.25299	7.56E-04	1.9E-04	1.05E-03	2.00E-07	0.08	1.57E-01	2.58E-09	1.0E+06	2.6E-03
292	0.26851	7.56E-04	2.0E-04	1.05E-03	2.12E-07	0.08	1.57E-01	2.74E-09	1.0E+06	2.7E-03
293	0.27946	7.56E-04	2.1E-04	1.05E-03	2.21E-07	0.08	1.57E-01	2.85E-09	1.0E+06	2.9E-03
294	0.29146	7.56E-04	2.2E-04	1.05E-03	2.30E-07	0.08	1.57E-01	2.97E-09	1.0E+06	3.0E-03
295	0.30455	7.56E-04	2.3E-04	1.05E-03	2.41E-07	0.08	1.57E-01	3.11E-09	1.0E+06	3.1E-03
296	0.31894	7.56E-04	2.4E-04	1.05E-03	2.52E-07	0.08	1.57E-01	3.25E-09	1.0E+06	3.3E-03
297	0.32815	7.56E-04	2.5E-04	1.05E-03	2.59E-07	0.08	1.57E-01	3.35E-09	1.0E+06	3.3E-03
298	0.33705	7.56E-04	2.5E-04	1.05E-03	2.66E-07	0.08	1.57E-01	3.44E-09	1.0E+06	3.4E-03
299	0.15683	7.56E-04	1.2E-04	1.05E-03	1.24E-07	0.08	1.57E-01	1.60E-09	1.0E+06	1.6E-03
300	0.169	7.56E-04	1.3E-04	1.05E-03	1.34E-07	0.08	1.57E-01	1.72E-09	1.0E+06	1.7E-03
301	0.18135	7.56E-04	1.4E-04	1.05E-03	1.43E-07	0.08	1.57E-01	1.85E-09	1.0E+06	1.9E-03
302	0.19214	7.56E-04	1.5E-04	1.05E-03	1.52E-07	0.08	1.57E-01	1.96E-09	1.0E+06	2.0E-03
303	0.20074	7.56E-04	1.5E-04	1.05E-03	1.59E-07	0.08	1.57E-01	2.05E-09	1.0E+06	2.0E-03
304	0.20884	7.56E-04	1.6E-04	1.05E-03	1.65E-07	0.08	1.57E-01	2.13E-09	1.0E+06	2.1E-03
305	0.21679	7.56E-04	1.6E-04	1.05E-03	1.71E-07	0.08	1.57E-01	2.21E-09	1.0E+06	2.2E-03
306	0.22323	7.56E-04	1.7E-04	1.05E-03	1.76E-07	0.08	1.57E-01	2.28E-09	1.0E+06	2.3E-03
307	0.23282	7.56E-04	1.8E-04	1.05E-03	1.84E-07	0.08	1.57E-01	2.38E-09	1.0E+06	2.4E-03
308	0.24269	7.56E-04	1.8E-04	1.05E-03	1.92E-07	0.08	1.57E-01	2.48E-09	1.0E+06	2.5E-03

Ventura Ranch
P1- Grading

				Cancer Risk from Birth to 2 years						
Receptor #	Conc	g/sec	Cair	Dose Constant	Dose	ED	Risk Constant	Risk	Constant 2	Risk/ Million
309	0.25057	7.56E-04	1.9E-04	1.05E-03	1.98E-07	0.08	1.57E-01	2.56E-09	1.0E+06	2.6E-03
310	0.2621	7.56E-04	2.0E-04	1.05E-03	2.07E-07	0.08	1.57E-01	2.67E-09	1.0E+06	2.7E-03
311	0.27669	7.56E-04	2.1E-04	1.05E-03	2.19E-07	0.08	1.57E-01	2.82E-09	1.0E+06	2.8E-03
312	0.28905	7.56E-04	2.2E-04	1.05E-03	2.28E-07	0.08	1.57E-01	2.95E-09	1.0E+06	2.9E-03
313	0.28926	7.56E-04	2.2E-04	1.05E-03	2.29E-07	0.08	1.57E-01	2.95E-09	1.0E+06	3.0E-03
314	0.14298	7.56E-04	1.1E-04	1.05E-03	1.13E-07	0.08	1.57E-01	1.46E-09	1.0E+06	1.5E-03
315	0.15281	7.56E-04	1.2E-04	1.05E-03	1.21E-07	0.08	1.57E-01	1.56E-09	1.0E+06	1.6E-03
316	0.16338	7.56E-04	1.2E-04	1.05E-03	1.29E-07	0.08	1.57E-01	1.67E-09	1.0E+06	1.7E-03
317	0.17271	7.56E-04	1.3E-04	1.05E-03	1.36E-07	0.08	1.57E-01	1.76E-09	1.0E+06	1.8E-03
318	0.17587	7.56E-04	1.3E-04	1.05E-03	1.39E-07	0.08	1.57E-01	1.79E-09	1.0E+06	1.8E-03
319	0.18536	7.56E-04	1.4E-04	1.05E-03	1.46E-07	0.08	1.57E-01	1.89E-09	1.0E+06	1.9E-03
320	0.19335	7.56E-04	1.5E-04	1.05E-03	1.53E-07	0.08	1.57E-01	1.97E-09	1.0E+06	2.0E-03
321	0.19436	7.56E-04	1.5E-04	1.05E-03	1.54E-07	0.08	1.57E-01	1.98E-09	1.0E+06	2.0E-03
322	0.2042	7.56E-04	1.5E-04	1.05E-03	1.61E-07	0.08	1.57E-01	2.08E-09	1.0E+06	2.1E-03
323	0.2132	7.56E-04	1.6E-04	1.05E-03	1.68E-07	0.08	1.57E-01	2.18E-09	1.0E+06	2.2E-03
324	0.22	7.56E-04	1.7E-04	1.05E-03	1.74E-07	0.08	1.57E-01	2.25E-09	1.0E+06	2.2E-03
325	0.22865	7.56E-04	1.7E-04	1.05E-03	1.81E-07	0.08	1.57E-01	2.33E-09	1.0E+06	2.3E-03
326	0.24174	7.56E-04	1.8E-04	1.05E-03	1.91E-07	0.08	1.57E-01	2.47E-09	1.0E+06	2.5E-03
327	0.25236	7.56E-04	1.9E-04	1.05E-03	1.99E-07	0.08	1.57E-01	2.58E-09	1.0E+06	2.6E-03
328	0.25049	7.56E-04	1.9E-04	1.05E-03	1.98E-07	0.08	1.57E-01	2.56E-09	1.0E+06	2.6E-03
329	0.1325	7.56E-04	1.0E-04	1.05E-03	1.05E-07	0.08	1.57E-01	1.35E-09	1.0E+06	1.4E-03
330	0.13899	7.56E-04	1.1E-04	1.05E-03	1.10E-07	0.08	1.57E-01	1.42E-09	1.0E+06	1.4E-03
331	0.14787	7.56E-04	1.1E-04	1.05E-03	1.17E-07	0.08	1.57E-01	1.51E-09	1.0E+06	1.5E-03
332	0.15588	7.56E-04	1.2E-04	1.05E-03	1.23E-07	0.08	1.57E-01	1.59E-09	1.0E+06	1.6E-03
333	0.15911	7.56E-04	1.2E-04	1.05E-03	1.26E-07	0.08	1.57E-01	1.62E-09	1.0E+06	1.6E-03
334	0.16672	7.56E-04	1.3E-04	1.05E-03	1.32E-07	0.08	1.57E-01	1.70E-09	1.0E+06	1.7E-03
335	0.17395	7.56E-04	1.3E-04	1.05E-03	1.37E-07	0.08	1.57E-01	1.78E-09	1.0E+06	1.8E-03
336	0.17478	7.56E-04	1.3E-04	1.05E-03	1.38E-07	0.08	1.57E-01	1.78E-09	1.0E+06	1.8E-03
337	0.18198	7.56E-04	1.4E-04	1.05E-03	1.44E-07	0.08	1.57E-01	1.86E-09	1.0E+06	1.9E-03
338	0.1903	7.56E-04	1.4E-04	1.05E-03	1.50E-07	0.08	1.57E-01	1.94E-09	1.0E+06	1.9E-03
339	0.19649	7.56E-04	1.5E-04	1.05E-03	1.55E-07	0.08	1.57E-01	2.01E-09	1.0E+06	2.0E-03

Ventura Ranch
P1- Grading

				Cancer Risk from Birth to 2 years						
Receptor #	Conc	g/sec	Cair	Dose Constant	Dose	ED	Risk Constant	Risk	Constant 2	Risk/ Million
340	0.20173	7.56E-04	1.5E-04	1.05E-03	1.59E-07	0.08	1.57E-01	2.06E-09	1.0E+06	2.1E-03
341	0.21293	7.56E-04	1.6E-04	1.05E-03	1.68E-07	0.08	1.57E-01	2.17E-09	1.0E+06	2.2E-03
342	0.22192	7.56E-04	1.7E-04	1.05E-03	1.75E-07	0.08	1.57E-01	2.26E-09	1.0E+06	2.3E-03
343	0.21907	7.56E-04	1.7E-04	1.05E-03	1.73E-07	0.08	1.57E-01	2.24E-09	1.0E+06	2.2E-03
344	0.2145	7.56E-04	1.6E-04	1.05E-03	1.69E-07	0.08	1.57E-01	2.19E-09	1.0E+06	2.2E-03
345	0.12149	7.56E-04	9.2E-05	1.05E-03	9.60E-08	0.08	1.57E-01	1.24E-09	1.0E+06	1.2E-03
346	0.12716	7.56E-04	9.6E-05	1.05E-03	1.00E-07	0.08	1.57E-01	1.30E-09	1.0E+06	1.3E-03
347	0.13467	7.56E-04	1.0E-04	1.05E-03	1.06E-07	0.08	1.57E-01	1.37E-09	1.0E+06	1.4E-03
348	0.1416	7.56E-04	1.1E-04	1.05E-03	1.12E-07	0.08	1.57E-01	1.45E-09	1.0E+06	1.4E-03
349	0.14539	7.56E-04	1.1E-04	1.05E-03	1.15E-07	0.08	1.57E-01	1.48E-09	1.0E+06	1.5E-03
350	0.1513	7.56E-04	1.1E-04	1.05E-03	1.20E-07	0.08	1.57E-01	1.54E-09	1.0E+06	1.5E-03
351	0.15732	7.56E-04	1.2E-04	1.05E-03	1.24E-07	0.08	1.57E-01	1.61E-09	1.0E+06	1.6E-03
352	0.1597	7.56E-04	1.2E-04	1.05E-03	1.26E-07	0.08	1.57E-01	1.63E-09	1.0E+06	1.6E-03
353	0.16416	7.56E-04	1.2E-04	1.05E-03	1.30E-07	0.08	1.57E-01	1.68E-09	1.0E+06	1.7E-03
354	0.17124	7.56E-04	1.3E-04	1.05E-03	1.35E-07	0.08	1.57E-01	1.75E-09	1.0E+06	1.7E-03
355	0.17664	7.56E-04	1.3E-04	1.05E-03	1.40E-07	0.08	1.57E-01	1.80E-09	1.0E+06	1.8E-03
356	0.17959	7.56E-04	1.4E-04	1.05E-03	1.42E-07	0.08	1.57E-01	1.83E-09	1.0E+06	1.8E-03
357	0.1893	7.56E-04	1.4E-04	1.05E-03	1.50E-07	0.08	1.57E-01	1.93E-09	1.0E+06	1.9E-03
358	0.19706	7.56E-04	1.5E-04	1.05E-03	1.56E-07	0.08	1.57E-01	2.01E-09	1.0E+06	2.0E-03
359	0.19654	7.56E-04	1.5E-04	1.05E-03	1.55E-07	0.08	1.57E-01	2.01E-09	1.0E+06	2.0E-03
360	0.18848	7.56E-04	1.4E-04	1.05E-03	1.49E-07	0.08	1.57E-01	1.92E-09	1.0E+06	1.9E-03

Ventura Ranch

P1- Grading

Max Cancer Risk Cancer Risk	
Receptor #	**Total Risk/ Million**
1	1.8E-02
2	1.5E-02
3	1.3E-02
4	1.1E-02
5	8.7E-03
6	7.1E-03
7	5.8E-03
8	4.7E-03
9	3.8E-03
10	3.2E-03
11	2.3E-03
12	1.9E-03
13	1.6E-03
14	1.4E-03
15	1.2E-03
16	1.1E-03
17	9.3E-04
18	8.5E-04
19	7.4E-04
20	6.8E-04
21	6.0E-04
22	5.9E-03
23	4.8E-03
24	3.9E-03
25	3.2E-03
26	2.3E-03
27	1.9E-03
28	1.6E-03
29	1.4E-03
30	1.3E-03
31	1.1E-03

Max	**Receptor #**	
0.251	86	Res

Chronic Non Cancer Risk	
REL	**HI Offroad**
5	2.64E-04
5	2.25E-04
5	1.89E-04
5	1.57E-04
5	1.29E-04
5	1.05E-04
5	8.53E-05
5	6.95E-05
5	5.68E-05
5	4.68E-05
5	3.38E-05
5	2.82E-05
5	2.39E-05
5	2.07E-05
5	1.82E-05
5	1.63E-05
5	1.38E-05
5	1.27E-05
5	1.10E-05
5	1.00E-05
5	8.95E-06
5	8.72E-05
5	7.05E-05
5	5.74E-05
5	4.71E-05
5	3.42E-05
5	2.84E-05
5	2.41E-05
5	2.10E-05
5	1.88E-05
5	1.59E-05

Max	**Receptor #**	
3.724E-03	86	Res

Ventura Ranch
P1- Grading

Max Cancer Risk Cancer Risk	
Receptor #	**Total Risk/ Million**
32	8.3E-04
33	7.8E-04
34	7.7E-04
35	1.5E-03
36	1.3E-03
37	4.2E-02
38	4.1E-02
39	3.8E-02
40	3.4E-02
41	4.7E-02
42	4.6E-02
43	4.3E-02
44	3.8E-02
45	3.3E-02
46	5.1E-03
47	4.1E-03
48	5.3E-02
49	4.9E-02
50	4.4E-02
51	3.7E-02
52	5.2E-03
53	3.7E-03
54	3.0E-03
55	5.6E-02
56	5.0E-02
57	4.1E-02
58	3.3E-02
59	5.3E-03
60	3.7E-03
61	3.0E-03
62	5.4E-03

Chronic Non Cancer Risk	
REL	**HI Offroad**
5	1.22E-05
5	1.15E-05
5	1.13E-05
5	2.22E-05
5	1.92E-05
5	6.15E-04
5	6.01E-04
5	5.60E-04
5	5.01E-04
5	6.94E-04
5	6.81E-04
5	6.35E-04
5	5.67E-04
5	4.87E-04
5	7.51E-05
5	6.01E-05
5	7.79E-04
5	7.28E-04
5	6.45E-04
5	5.45E-04
5	7.66E-05
5	5.42E-05
5	4.42E-05
5	8.34E-04
5	7.35E-04
5	6.12E-04
5	4.89E-04
5	7.82E-05
5	5.54E-05
5	4.52E-05
5	8.01E-05

Ventura Ranch
P1- Grading

Max Cancer Risk Cancer Risk	
Receptor #	**Total Risk/ Million**
63	3.8E-03
64	3.1E-03
65	3.9E-03
66	1.0E-01
67	9.8E-02
68	1.5E-03
69	1.3E-03
70	1.2E-03
71	1.1E-03
72	1.3E-01
73	1.2E-01
74	1.8E-03
75	1.6E-03
76	1.4E-03
77	1.3E-03
78	1.2E-03
79	1.8E-01
80	1.6E-01
81	1.9E-03
82	1.8E-03
83	1.6E-03
84	1.5E-03
85	1.4E-03
86	2.5E-01
87	2.3E-01
88	2.0E-03
89	6.3E-02
90	2.9E-02
91	4.4E-02
92	7.7E-02
93	2.1E-02

Chronic Non Cancer Risk	
REL	**HI Offroad**
5	5.67E-05
5	4.62E-05
5	5.83E-05
5	1.55E-03
5	1.45E-03
5	2.22E-05
5	1.92E-05
5	1.71E-05
5	1.56E-05
5	1.97E-03
5	1.84E-03
5	2.69E-05
5	2.40E-05
5	2.10E-05
5	1.86E-05
5	1.73E-05
5	2.63E-03
5	2.43E-03
5	2.88E-05
5	2.61E-05
5	2.40E-05
5	2.26E-05
5	2.03E-05
5	3.72E-03
5	3.46E-03
5	2.93E-05
5	9.39E-04
5	4.36E-04
5	6.52E-04
5	1.14E-03
5	3.15E-04

Ventura Ranch
P1- Grading

Max Cancer Risk Cancer Risk	
Receptor #	Total Risk/ Million
94	2.9E-02
95	4.2E-02
96	7.9E-02
97	1.5E-01
98	2.3E-01
99	1.5E-02
100	1.9E-02
101	2.5E-02
102	3.8E-02
103	5.8E-02
104	8.3E-02
105	1.1E-01
106	1.3E-01
107	1.6E-01
108	1.5E-01
109	1.1E-02
110	1.3E-02
111	1.7E-02
112	2.2E-02
113	2.9E-02
114	4.0E-02
115	5.1E-02
116	6.4E-02
117	7.5E-02
118	8.0E-02
119	7.7E-02
120	6.8E-02
121	5.9E-02
122	5.0E-02
123	8.0E-03
124	9.5E-03

Chronic Non Cancer Risk	
REL	HI Offroad
5	4.27E-04
5	6.25E-04
5	1.18E-03
5	2.29E-03
5	3.34E-03
5	2.21E-04
5	2.79E-04
5	3.72E-04
5	5.59E-04
5	8.65E-04
5	1.23E-03
5	1.62E-03
5	1.98E-03
5	2.33E-03
5	2.23E-03
5	1.59E-04
5	1.92E-04
5	2.45E-04
5	3.19E-04
5	4.34E-04
5	5.92E-04
5	7.62E-04
5	9.48E-04
5	1.11E-03
5	1.18E-03
5	1.13E-03
5	1.01E-03
5	8.70E-04
5	7.36E-04
5	1.18E-04
5	1.40E-04

Ventura Ranch
P1- Grading

Max Cancer Risk Cancer Risk	
Receptor #	**Total Risk/ Million**
125	1.2E-02
126	1.4E-02
127	1.8E-02
128	2.3E-02
129	2.8E-02
130	3.4E-02
131	4.1E-02
132	4.5E-02
133	4.7E-02
134	4.7E-02
135	4.5E-02
136	4.1E-02
137	3.6E-02
138	3.2E-02
139	6.2E-03
140	7.2E-03
141	8.7E-03
142	1.0E-02
143	1.3E-02
144	1.5E-02
145	1.8E-02
146	2.1E-02
147	2.5E-02
148	2.7E-02
149	3.0E-02
150	3.1E-02
151	3.1E-02
152	3.0E-02
153	2.9E-02
154	2.7E-02
155	4.9E-03

Chronic Non Cancer Risk	
REL	**HI Offroad**
5	1.72E-04
5	2.08E-04
5	2.68E-04
5	3.45E-04
5	4.09E-04
5	5.03E-04
5	6.02E-04
5	6.67E-04
5	7.01E-04
5	7.00E-04
5	6.60E-04
5	6.00E-04
5	5.37E-04
5	4.70E-04
5	9.15E-05
5	1.07E-04
5	1.28E-04
5	1.49E-04
5	1.85E-04
5	2.28E-04
5	2.62E-04
5	3.14E-04
5	3.68E-04
5	4.04E-04
5	4.38E-04
5	4.65E-04
5	4.63E-04
5	4.46E-04
5	4.28E-04
5	3.95E-04
5	7.28E-05

Ventura Ranch
P1- Grading

Max Cancer Risk Cancer Risk	
Receptor #	**Total Risk/ Million**
156	5.7E-03
157	6.7E-03
158	7.6E-03
159	9.2E-03
160	1.1E-02
161	1.2E-02
162	1.4E-02
163	1.7E-02
164	1.8E-02
165	2.0E-02
166	2.1E-02
167	2.2E-02
168	2.2E-02
169	2.2E-02
170	2.1E-02
171	4.0E-03
172	4.6E-03
173	5.3E-03
174	6.0E-03
175	7.1E-03
176	8.3E-03
177	9.1E-03
178	1.0E-02
179	1.2E-02
180	1.3E-02
181	1.4E-02
182	1.5E-02
183	1.6E-02
184	1.6E-02
185	1.6E-02
186	1.6E-02

Chronic Non Cancer Risk	
REL	**HI Offroad**
5	8.49E-05
5	9.88E-05
5	1.13E-04
5	1.37E-04
5	1.63E-04
5	1.83E-04
5	2.13E-04
5	2.46E-04
5	2.69E-04
5	2.92E-04
5	3.16E-04
5	3.25E-04
5	3.22E-04
5	3.24E-04
5	3.12E-04
5	5.96E-05
5	6.88E-05
5	7.91E-05
5	8.93E-05
5	1.05E-04
5	1.23E-04
5	1.35E-04
5	1.54E-04
5	1.75E-04
5	1.89E-04
5	2.05E-04
5	2.22E-04
5	2.31E-04
5	2.33E-04
5	2.41E-04
5	2.39E-04

Ventura Ranch
P1- Grading

Max Cancer Risk Cancer Risk	
Receptor #	**Total Risk/ Million**
187	3.4E-03
188	3.9E-03
189	4.4E-03
190	4.9E-03
191	5.6E-03
192	6.4E-03
193	7.0E-03
194	7.8E-03
195	8.8E-03
196	9.4E-03
197	1.0E-02
198	1.1E-02
199	1.2E-02
200	1.2E-02
201	1.2E-02
202	1.2E-02
203	2.9E-03
204	3.3E-03
205	3.7E-03
206	4.1E-03
207	4.6E-03
208	5.2E-03
209	5.5E-03
210	6.1E-03
211	6.7E-03
212	7.2E-03
213	7.8E-03
214	8.4E-03
215	8.8E-03
216	8.8E-03
217	9.3E-03

Chronic Non Cancer Risk	
REL	**HI Offroad**
5	5.01E-05
5	5.72E-05
5	6.50E-05
5	7.25E-05
5	8.37E-05
5	9.54E-05
5	1.04E-04
5	1.16E-04
5	1.30E-04
5	1.40E-04
5	1.50E-04
5	1.63E-04
5	1.71E-04
5	1.72E-04
5	1.80E-04
5	1.82E-04
5	4.29E-05
5	4.85E-05
5	5.47E-05
5	6.04E-05
5	6.84E-05
5	7.67E-05
5	8.21E-05
5	9.02E-05
5	9.97E-05
5	1.07E-04
5	1.15E-04
5	1.25E-04
5	1.30E-04
5	1.30E-04
5	1.37E-04

Ventura Ranch
P1- Grading

Max Cancer Risk Cancer Risk	
Receptor #	**Total Risk/ Million**
218	9.5E-03
219	2.5E-03
220	2.8E-03
221	3.2E-03
222	3.5E-03
223	3.8E-03
224	4.2E-03
225	4.5E-03
226	4.9E-03
227	5.3E-03
228	5.7E-03
229	6.2E-03
230	6.6E-03
231	6.7E-03
232	6.8E-03
233	7.2E-03
234	7.5E-03
235	2.2E-03
236	2.5E-03
237	2.7E-03
238	3.0E-03
239	3.3E-03
240	3.6E-03
241	3.8E-03
242	4.0E-03
243	4.3E-03
244	4.6E-03
245	5.0E-03
246	5.3E-03
247	5.2E-03
248	5.5E-03

Chronic Non Cancer Risk	
REL	**HI Offroad**
5	1.41E-04
5	3.73E-05
5	4.19E-05
5	4.67E-05
5	5.12E-05
5	5.69E-05
5	6.28E-05
5	6.70E-05
5	7.21E-05
5	7.89E-05
5	8.47E-05
5	9.13E-05
5	9.80E-05
5	9.98E-05
5	1.01E-04
5	1.07E-04
5	1.10E-04
5	3.29E-05
5	3.66E-05
5	4.04E-05
5	4.42E-05
5	4.82E-05
5	5.26E-05
5	5.62E-05
5	5.89E-05
5	6.41E-05
5	6.87E-05
5	7.40E-05
5	7.89E-05
5	7.77E-05
5	8.14E-05

Ventura Ranch
P1- Grading

Max Cancer Risk Cancer Risk	
Receptor #	**Total Risk/ Million**
249	5.8E-03
250	5.9E-03
251	2.0E-03
252	2.2E-03
253	2.4E-03
254	2.6E-03
255	2.8E-03
256	3.0E-03
257	3.2E-03
258	3.3E-03
259	3.6E-03
260	3.8E-03
261	4.1E-03
262	4.4E-03
263	4.3E-03
264	4.5E-03
265	4.6E-03
266	4.8E-03
267	1.8E-03
268	2.0E-03
269	2.1E-03
270	2.3E-03
271	2.4E-03
272	2.6E-03
273	2.8E-03
274	2.9E-03
275	3.0E-03
276	3.2E-03
277	3.3E-03
278	3.5E-03
279	3.6E-03

Chronic Non Cancer Risk	
REL	**HI Offroad**
5	8.53E-05
5	8.80E-05
5	2.93E-05
5	3.23E-05
5	3.54E-05
5	3.87E-05
5	4.13E-05
5	4.49E-05
5	4.79E-05
5	4.93E-05
5	5.31E-05
5	5.67E-05
5	6.06E-05
5	6.46E-05
5	6.32E-05
5	6.71E-05
5	6.87E-05
5	7.05E-05
5	2.65E-05
5	2.90E-05
5	3.17E-05
5	3.43E-05
5	3.60E-05
5	3.87E-05
5	4.11E-05
5	4.26E-05
5	4.46E-05
5	4.76E-05
5	4.96E-05
5	5.14E-05
5	5.36E-05

Ventura Ranch
P1- Grading

Max Cancer Risk Cancer Risk	
Receptor #	**Total Risk/ Million**
280	3.8E-03
281	3.9E-03
282	4.0E-03
283	1.6E-03
284	1.8E-03
285	1.9E-03
286	2.1E-03
287	2.2E-03
288	2.3E-03
289	2.4E-03
290	2.5E-03
291	2.6E-03
292	2.7E-03
293	2.9E-03
294	3.0E-03
295	3.1E-03
296	3.3E-03
297	3.3E-03
298	3.4E-03
299	1.6E-03
300	1.7E-03
301	1.9E-03
302	2.0E-03
303	2.0E-03
304	2.1E-03
305	2.2E-03
306	2.3E-03
307	2.4E-03
308	2.5E-03

Chronic Non Cancer Risk	
REL	**HI Offroad**
5	5.65E-05
5	5.78E-05
5	5.97E-05
5	2.42E-05
5	2.61E-05
5	2.84E-05
5	3.05E-05
5	3.20E-05
5	3.37E-05
5	3.59E-05
5	3.75E-05
5	3.83E-05
5	4.06E-05
5	4.23E-05
5	4.41E-05
5	4.60E-05
5	4.82E-05
5	4.96E-05
5	5.10E-05
5	2.37E-05
5	2.56E-05
5	2.74E-05
5	2.91E-05
5	3.04E-05
5	3.16E-05
5	3.28E-05
5	3.38E-05
5	3.52E-05
5	3.67E-05

Ventura Ranch
P1- Grading

Max Cancer Risk Cancer Risk	
Receptor #	**Total Risk/ Million**
309	2.6E-03
310	2.7E-03
311	2.8E-03
312	2.9E-03
313	3.0E-03
314	1.5E-03
315	1.6E-03
316	1.7E-03
317	1.8E-03
318	1.8E-03
319	1.9E-03
320	2.0E-03
321	2.0E-03
322	2.1E-03
323	2.2E-03
324	2.2E-03
325	2.3E-03
326	2.5E-03
327	2.6E-03
328	2.6E-03
329	1.4E-03
330	1.4E-03
331	1.5E-03
332	1.6E-03
333	1.6E-03
334	1.7E-03
335	1.8E-03
336	1.8E-03
337	1.9E-03
338	1.9E-03
339	2.0E-03

Chronic Non Cancer Risk	
REL	**HI Offroad**
5	3.79E-05
5	3.96E-05
5	4.18E-05
5	4.37E-05
5	4.37E-05
5	2.16E-05
5	2.31E-05
5	2.47E-05
5	2.61E-05
5	2.66E-05
5	2.80E-05
5	2.92E-05
5	2.94E-05
5	3.09E-05
5	3.22E-05
5	3.33E-05
5	3.46E-05
5	3.66E-05
5	3.82E-05
5	3.79E-05
5	2.00E-05
5	2.10E-05
5	2.24E-05
5	2.36E-05
5	2.41E-05
5	2.52E-05
5	2.63E-05
5	2.64E-05
5	2.75E-05
5	2.88E-05
5	2.97E-05

Ventura Ranch
P1- Grading

Max Cancer Risk Cancer Risk	
Receptor #	**Total Risk/ Million**
340	2.1E-03
341	2.2E-03
342	2.3E-03
343	2.2E-03
344	2.2E-03
345	1.2E-03
346	1.3E-03
347	1.4E-03
348	1.4E-03
349	1.5E-03
350	1.5E-03
351	1.6E-03
352	1.6E-03
353	1.7E-03
354	1.7E-03
355	1.8E-03
356	1.8E-03
357	1.9E-03
358	2.0E-03
359	2.0E-03
360	1.9E-03

Chronic Non Cancer Risk	
REL	**HI Offroad**
5	3.05E-05
5	3.22E-05
5	3.36E-05
5	3.31E-05
5	3.24E-05
5	1.84E-05
5	1.92E-05
5	2.04E-05
5	2.14E-05
5	2.20E-05
5	2.29E-05
5	2.38E-05
5	2.41E-05
5	2.48E-05
5	2.59E-05
5	2.67E-05
5	2.72E-05
5	2.86E-05
5	2.98E-05
5	2.97E-05
5	2.85E-05

0

Haul or Vendor Risk

		Cancer Risk from Birth to 2 Years								
Receptor #	Conc	g/sec	Cair	Dose Constant	Dose	ED	Risk Constant	Risk	Constant 2	Risk/ Million
1	0.27315	1.47E-05	4.0E-06	1.05E-03	4.18E-09	0.08	1.57E-01	5.41E-11	1.0E+06	5.4E-05
2	0.25932	1.47E-05	3.8E-06	1.05E-03	3.97E-09	0.08	1.57E-01	5.13E-11	1.0E+06	5.1E-05
3	0.24831	1.47E-05	3.6E-06	1.05E-03	3.80E-09	0.08	1.57E-01	4.91E-11	1.0E+06	4.9E-05
4	0.23859	1.47E-05	3.5E-06	1.05E-03	3.66E-09	0.08	1.57E-01	4.72E-11	1.0E+06	4.7E-05
5	0.22897	1.47E-05	3.4E-06	1.05E-03	3.51E-09	0.08	1.57E-01	4.53E-11	1.0E+06	4.5E-05
6	0.21609	1.47E-05	3.2E-06	1.05E-03	3.31E-09	0.08	1.57E-01	4.28E-11	1.0E+06	4.3E-05
7	0.20281	1.47E-05	3.0E-06	1.05E-03	3.11E-09	0.08	1.57E-01	4.01E-11	1.0E+06	4.0E-05
8	0.19034	1.47E-05	2.8E-06	1.05E-03	2.92E-09	0.08	1.57E-01	3.77E-11	1.0E+06	3.8E-05
9	0.17571	1.47E-05	2.6E-06	1.05E-03	2.69E-09	0.08	1.57E-01	3.48E-11	1.0E+06	3.5E-05
10	0.16101	1.47E-05	2.4E-06	1.05E-03	2.47E-09	0.08	1.57E-01	3.19E-11	1.0E+06	3.2E-05
11	0.14724	1.47E-05	2.2E-06	1.05E-03	2.26E-09	0.08	1.57E-01	2.91E-11	1.0E+06	2.9E-05
12	0.13459	1.47E-05	2.0E-06	1.05E-03	2.06E-09	0.08	1.57E-01	2.66E-11	1.0E+06	2.7E-05
13	0.1224	1.47E-05	1.8E-06	1.05E-03	1.88E-09	0.08	1.57E-01	2.42E-11	1.0E+06	2.4E-05
14	0.1112	1.47E-05	1.6E-06	1.05E-03	1.70E-09	0.08	1.57E-01	2.20E-11	1.0E+06	2.2E-05
15	0.10302	1.47E-05	1.5E-06	1.05E-03	1.58E-09	0.08	1.57E-01	2.04E-11	1.0E+06	2.0E-05
16	0.09592	1.47E-05	1.4E-06	1.05E-03	1.47E-09	0.08	1.57E-01	1.90E-11	1.0E+06	1.9E-05
17	0.08104	1.47E-05	1.2E-06	1.05E-03	1.24E-09	0.08	1.57E-01	1.60E-11	1.0E+06	1.6E-05
18	0.07653	1.47E-05	1.1E-06	1.05E-03	1.17E-09	0.08	1.57E-01	1.51E-11	1.0E+06	1.5E-05
19	0.0675	1.47E-05	9.9E-07	1.05E-03	1.03E-09	0.08	1.57E-01	1.34E-11	1.0E+06	1.3E-05
20	0.06248	1.47E-05	9.2E-07	1.05E-03	9.57E-10	0.08	1.57E-01	1.24E-11	1.0E+06	1.2E-05
21	0.05649	1.47E-05	8.3E-07	1.05E-03	8.65E-10	0.08	1.57E-01	1.12E-11	1.0E+06	1.1E-05
22	0.20923	1.47E-05	3.1E-06	1.05E-03	3.21E-09	0.08	1.57E-01	4.14E-11	1.0E+06	4.1E-05
23	0.19546	1.47E-05	2.9E-06	1.05E-03	2.99E-09	0.08	1.57E-01	3.87E-11	1.0E+06	3.9E-05
24	0.18164	1.47E-05	2.7E-06	1.05E-03	2.78E-09	0.08	1.57E-01	3.59E-11	1.0E+06	3.6E-05
25	0.16816	1.47E-05	2.5E-06	1.05E-03	2.58E-09	0.08	1.57E-01	3.33E-11	1.0E+06	3.3E-05
26	0.15452	1.47E-05	2.3E-06	1.05E-03	2.37E-09	0.08	1.57E-01	3.06E-11	1.0E+06	3.1E-05
27	0.13999	1.47E-05	2.1E-06	1.05E-03	2.14E-09	0.08	1.57E-01	2.77E-11	1.0E+06	2.8E-05
28	0.12585	1.47E-05	1.8E-06	1.05E-03	1.93E-09	0.08	1.57E-01	2.49E-11	1.0E+06	2.5E-05
29	0.11535	1.47E-05	1.7E-06	1.05E-03	1.77E-09	0.08	1.57E-01	2.28E-11	1.0E+06	2.3E-05
30	0.10967	1.47E-05	1.6E-06	1.05E-03	1.68E-09	0.08	1.57E-01	2.17E-11	1.0E+06	2.2E-05
31	0.09173	1.47E-05	1.3E-06	1.05E-03	1.41E-09	0.08	1.57E-01	1.82E-11	1.0E+06	1.8E-05

0

Haul or Vendor Risk

		Cancer Risk from Birth to 2 Years								
Receptor #	Conc	g/sec	Cair	Dose Constant	Dose	ED	Risk Constant	Risk	Constant 2	Risk/ Million
32	0.07026	1.47E-05	1.0E-06	1.05E-03	1.08E-09	0.08	1.57E-01	1.39E-11	1.0E+06	1.4E-05
33	0.06847	1.47E-05	1.0E-06	1.05E-03	1.05E-09	0.08	1.57E-01	1.35E-11	1.0E+06	1.4E-05
34	0.0699	1.47E-05	1.0E-06	1.05E-03	1.07E-09	0.08	1.57E-01	1.38E-11	1.0E+06	1.4E-05
35	0.13203	1.47E-05	1.9E-06	1.05E-03	2.02E-09	0.08	1.57E-01	2.61E-11	1.0E+06	2.6E-05
36	0.11424	1.47E-05	1.7E-06	1.05E-03	1.75E-09	0.08	1.57E-01	2.26E-11	1.0E+06	2.3E-05
37	0.59905	1.47E-05	8.8E-06	1.05E-03	9.18E-09	0.08	1.57E-01	1.19E-10	1.0E+06	1.2E-04
38	0.52159	1.47E-05	7.6E-06	1.05E-03	7.99E-09	0.08	1.57E-01	1.03E-10	1.0E+06	1.0E-04
39	0.45967	1.47E-05	6.7E-06	1.05E-03	7.04E-09	0.08	1.57E-01	9.10E-11	1.0E+06	9.1E-05
40	0.41289	1.47E-05	6.1E-06	1.05E-03	6.33E-09	0.08	1.57E-01	8.17E-11	1.0E+06	8.2E-05
41	0.66058	1.47E-05	9.7E-06	1.05E-03	1.01E-08	0.08	1.57E-01	1.31E-10	1.0E+06	1.3E-04
42	0.57043	1.47E-05	8.4E-06	1.05E-03	8.74E-09	0.08	1.57E-01	1.13E-10	1.0E+06	1.1E-04
43	0.49903	1.47E-05	7.3E-06	1.05E-03	7.65E-09	0.08	1.57E-01	9.88E-11	1.0E+06	9.9E-05
44	0.44544	1.47E-05	6.5E-06	1.05E-03	6.82E-09	0.08	1.57E-01	8.81E-11	1.0E+06	8.8E-05
45	0.406	1.47E-05	6.0E-06	1.05E-03	6.22E-09	0.08	1.57E-01	8.03E-11	1.0E+06	8.0E-05
46	0.22884	1.47E-05	3.4E-06	1.05E-03	3.51E-09	0.08	1.57E-01	4.53E-11	1.0E+06	4.5E-05
47	0.21212	1.47E-05	3.1E-06	1.05E-03	3.25E-09	0.08	1.57E-01	4.20E-11	1.0E+06	4.2E-05
48	0.62767	1.47E-05	9.2E-06	1.05E-03	9.62E-09	0.08	1.57E-01	1.24E-10	1.0E+06	1.2E-04
49	0.54418	1.47E-05	8.0E-06	1.05E-03	8.34E-09	0.08	1.57E-01	1.08E-10	1.0E+06	1.1E-04
50	0.48257	1.47E-05	7.1E-06	1.05E-03	7.39E-09	0.08	1.57E-01	9.55E-11	1.0E+06	9.5E-05
51	0.43873	1.47E-05	6.4E-06	1.05E-03	6.72E-09	0.08	1.57E-01	8.68E-11	1.0E+06	8.7E-05
52	0.24121	1.47E-05	3.5E-06	1.05E-03	3.70E-09	0.08	1.57E-01	4.77E-11	1.0E+06	4.8E-05
53	0.22198	1.47E-05	3.3E-06	1.05E-03	3.40E-09	0.08	1.57E-01	4.39E-11	1.0E+06	4.4E-05
54	0.20776	1.47E-05	3.0E-06	1.05E-03	3.18E-09	0.08	1.57E-01	4.11E-11	1.0E+06	4.1E-05
55	0.59869	1.47E-05	8.8E-06	1.05E-03	9.17E-09	0.08	1.57E-01	1.18E-10	1.0E+06	1.2E-04
56	0.52756	1.47E-05	7.7E-06	1.05E-03	8.08E-09	0.08	1.57E-01	1.04E-10	1.0E+06	1.0E-04
57	0.47756	1.47E-05	7.0E-06	1.05E-03	7.32E-09	0.08	1.57E-01	9.45E-11	1.0E+06	9.5E-05
58	0.4413	1.47E-05	6.5E-06	1.05E-03	6.76E-09	0.08	1.57E-01	8.73E-11	1.0E+06	8.7E-05
59	0.25411	1.47E-05	3.7E-06	1.05E-03	3.89E-09	0.08	1.57E-01	5.03E-11	1.0E+06	5.0E-05
60	0.2347	1.47E-05	3.4E-06	1.05E-03	3.60E-09	0.08	1.57E-01	4.64E-11	1.0E+06	4.6E-05
61	0.21828	1.47E-05	3.2E-06	1.05E-03	3.34E-09	0.08	1.57E-01	4.32E-11	1.0E+06	4.3E-05
62	0.26761	1.47E-05	3.9E-06	1.05E-03	4.10E-09	0.08	1.57E-01	5.30E-11	1.0E+06	5.3E-05

0

Haul or Vendor Risk

		Cancer Risk from Birth to 2 Years								
Receptor #	Conc	g/sec	Cair	Dose Constant	Dose	ED	Risk Constant	Risk	Constant 2	Risk/ Million
63	0.24748	1.47E-05	3.6E-06	1.05E-03	3.79E-09	0.08	1.57E-01	4.90E-11	1.0E+06	4.9E-05
64	0.22779	1.47E-05	3.3E-06	1.05E-03	3.49E-09	0.08	1.57E-01	4.51E-11	1.0E+06	4.5E-05
65	0.26071	1.47E-05	3.8E-06	1.05E-03	3.99E-09	0.08	1.57E-01	5.16E-11	1.0E+06	5.2E-05
66	1.01211	1.47E-05	1.5E-05	1.05E-03	1.55E-08	0.08	1.57E-01	2.00E-10	1.0E+06	2.0E-04
67	0.8335	1.47E-05	1.2E-05	1.05E-03	1.28E-08	0.08	1.57E-01	1.65E-10	1.0E+06	1.6E-04
68	0.12834	1.47E-05	1.9E-06	1.05E-03	1.97E-09	0.08	1.57E-01	2.54E-11	1.0E+06	2.5E-05
69	0.10493	1.47E-05	1.5E-06	1.05E-03	1.61E-09	0.08	1.57E-01	2.08E-11	1.0E+06	2.1E-05
70	0.09134	1.47E-05	1.3E-06	1.05E-03	1.40E-09	0.08	1.57E-01	1.81E-11	1.0E+06	1.8E-05
71	0.0831	1.47E-05	1.2E-06	1.05E-03	1.27E-09	0.08	1.57E-01	1.64E-11	1.0E+06	1.6E-05
72	1.18101	1.47E-05	1.7E-05	1.05E-03	1.81E-08	0.08	1.57E-01	2.34E-10	1.0E+06	2.3E-04
73	0.95471	1.47E-05	1.4E-05	1.05E-03	1.46E-08	0.08	1.57E-01	1.89E-10	1.0E+06	1.9E-04
74	0.16012	1.47E-05	2.3E-06	1.05E-03	2.45E-09	0.08	1.57E-01	3.17E-11	1.0E+06	3.2E-05
75	0.13616	1.47E-05	2.0E-06	1.05E-03	2.09E-09	0.08	1.57E-01	2.69E-11	1.0E+06	2.7E-05
76	0.11261	1.47E-05	1.7E-06	1.05E-03	1.73E-09	0.08	1.57E-01	2.23E-11	1.0E+06	2.2E-05
77	0.09787	1.47E-05	1.4E-06	1.05E-03	1.50E-09	0.08	1.57E-01	1.94E-11	1.0E+06	1.9E-05
78	0.09175	1.47E-05	1.3E-06	1.05E-03	1.41E-09	0.08	1.57E-01	1.82E-11	1.0E+06	1.8E-05
79	1.41082	1.47E-05	2.1E-05	1.05E-03	2.16E-08	0.08	1.57E-01	2.79E-10	1.0E+06	2.8E-04
80	1.11586	1.47E-05	1.6E-05	1.05E-03	1.71E-08	0.08	1.57E-01	2.21E-10	1.0E+06	2.2E-04
81	0.16124	1.47E-05	2.4E-06	1.05E-03	2.47E-09	0.08	1.57E-01	3.19E-11	1.0E+06	3.2E-05
82	0.14458	1.47E-05	2.1E-06	1.05E-03	2.22E-09	0.08	1.57E-01	2.86E-11	1.0E+06	2.9E-05
83	0.13346	1.47E-05	2.0E-06	1.05E-03	2.04E-09	0.08	1.57E-01	2.64E-11	1.0E+06	2.6E-05
84	0.12969	1.47E-05	1.9E-06	1.05E-03	1.99E-09	0.08	1.57E-01	2.57E-11	1.0E+06	2.6E-05
85	0.11177	1.47E-05	1.6E-06	1.05E-03	1.71E-09	0.08	1.57E-01	2.21E-11	1.0E+06	2.2E-05
86	1.73854	1.47E-05	2.5E-05	1.05E-03	2.66E-08	0.08	1.57E-01	3.44E-10	1.0E+06	3.4E-04
87	1.29237	1.47E-05	1.9E-05	1.05E-03	1.98E-08	0.08	1.57E-01	2.56E-10	1.0E+06	2.6E-04
88	0.15899	1.47E-05	2.3E-06	1.05E-03	2.44E-09	0.08	1.57E-01	3.15E-11	1.0E+06	3.1E-05
89	15.57642	1.47E-05	2.3E-04	1.05E-03	2.39E-07	0.08	1.57E-01	3.08E-09	1.0E+06	3.1E-03
90	11.44535	1.47E-05	1.7E-04	1.05E-03	1.75E-07	0.08	1.57E-01	2.26E-09	1.0E+06	2.3E-03
91	18.20645	1.47E-05	2.7E-04	1.05E-03	2.79E-07	0.08	1.57E-01	3.60E-09	1.0E+06	3.6E-03
92	11.18143	1.47E-05	1.6E-04	1.05E-03	1.71E-07	0.08	1.57E-01	2.21E-09	1.0E+06	2.2E-03
93	20.95114	1.47E-05	3.1E-04	1.05E-03	3.21E-07	0.08	1.57E-01	4.15E-09	1.0E+06	4.1E-03

0

Haul or Vendor Risk

							Cancer Risk from Birth to 2 Years			
Receptor #	Conc	g/sec	Cair	Dose Constant	Dose	ED	Risk Constant	Risk	Constant 2	Risk/ Million
94	13.01504	1.47E-05	1.9E-04	1.05E-03	1.99E-07	0.08	1.57E-01	2.58E-09	1.0E+06	2.6E-03
95	9.07432	1.47E-05	1.3E-04	1.05E-03	1.39E-07	0.08	1.57E-01	1.80E-09	1.0E+06	1.8E-03
96	6.64905	1.47E-05	9.7E-05	1.05E-03	1.02E-07	0.08	1.57E-01	1.32E-09	1.0E+06	1.3E-03
97	4.99337	1.47E-05	7.3E-05	1.05E-03	7.65E-08	0.08	1.57E-01	9.88E-10	1.0E+06	9.9E-04
98	3.88847	1.47E-05	5.7E-05	1.05E-03	5.96E-08	0.08	1.57E-01	7.69E-10	1.0E+06	7.7E-04
99	13.73986	1.47E-05	2.0E-04	1.05E-03	2.11E-07	0.08	1.57E-01	2.72E-09	1.0E+06	2.7E-03
100	9.8886	1.47E-05	1.4E-04	1.05E-03	1.52E-07	0.08	1.57E-01	1.96E-09	1.0E+06	2.0E-03
101	7.48414	1.47E-05	1.1E-04	1.05E-03	1.15E-07	0.08	1.57E-01	1.48E-09	1.0E+06	1.5E-03
102	5.78575	1.47E-05	8.5E-05	1.05E-03	8.86E-08	0.08	1.57E-01	1.14E-09	1.0E+06	1.1E-03
103	4.54733	1.47E-05	6.7E-05	1.05E-03	6.97E-08	0.08	1.57E-01	9.00E-10	1.0E+06	9.0E-04
104	3.59595	1.47E-05	5.3E-05	1.05E-03	5.51E-08	0.08	1.57E-01	7.12E-10	1.0E+06	7.1E-04
105	2.88391	1.47E-05	4.2E-05	1.05E-03	4.42E-08	0.08	1.57E-01	5.71E-10	1.0E+06	5.7E-04
106	2.36163	1.47E-05	3.5E-05	1.05E-03	3.62E-08	0.08	1.57E-01	4.67E-10	1.0E+06	4.7E-04
107	1.97939	1.47E-05	2.9E-05	1.05E-03	3.03E-08	0.08	1.57E-01	3.92E-10	1.0E+06	3.9E-04
108	1.68254	1.47E-05	2.5E-05	1.05E-03	2.58E-08	0.08	1.57E-01	3.33E-10	1.0E+06	3.3E-04
109	10.18663	1.47E-05	1.5E-04	1.05E-03	1.56E-07	0.08	1.57E-01	2.02E-09	1.0E+06	2.0E-03
110	7.89632	1.47E-05	1.2E-04	1.05E-03	1.21E-07	0.08	1.57E-01	1.56E-09	1.0E+06	1.6E-03
111	6.24097	1.47E-05	9.1E-05	1.05E-03	9.56E-08	0.08	1.57E-01	1.23E-09	1.0E+06	1.2E-03
112	4.87072	1.47E-05	7.1E-05	1.05E-03	7.46E-08	0.08	1.57E-01	9.64E-10	1.0E+06	9.6E-04
113	3.98433	1.47E-05	5.8E-05	1.05E-03	6.10E-08	0.08	1.57E-01	7.88E-10	1.0E+06	7.9E-04
114	3.32243	1.47E-05	4.9E-05	1.05E-03	5.09E-08	0.08	1.57E-01	6.57E-10	1.0E+06	6.6E-04
115	2.73196	1.47E-05	4.0E-05	1.05E-03	4.19E-08	0.08	1.57E-01	5.41E-10	1.0E+06	5.4E-04
116	2.28217	1.47E-05	3.3E-05	1.05E-03	3.50E-08	0.08	1.57E-01	4.52E-10	1.0E+06	4.5E-04
117	1.93216	1.47E-05	2.8E-05	1.05E-03	2.96E-08	0.08	1.57E-01	3.82E-10	1.0E+06	3.8E-04
118	1.64379	1.47E-05	2.4E-05	1.05E-03	2.52E-08	0.08	1.57E-01	3.25E-10	1.0E+06	3.3E-04
119	1.40249	1.47E-05	2.1E-05	1.05E-03	2.15E-08	0.08	1.57E-01	2.78E-10	1.0E+06	2.8E-04
120	1.20465	1.47E-05	1.8E-05	1.05E-03	1.85E-08	0.08	1.57E-01	2.38E-10	1.0E+06	2.4E-04
121	1.04736	1.47E-05	1.5E-05	1.05E-03	1.60E-08	0.08	1.57E-01	2.07E-10	1.0E+06	2.1E-04
122	0.90873	1.47E-05	1.3E-05	1.05E-03	1.39E-08	0.08	1.57E-01	1.80E-10	1.0E+06	1.8E-04
123	8.06251	1.47E-05	1.2E-04	1.05E-03	1.24E-07	0.08	1.57E-01	1.60E-09	1.0E+06	1.6E-03
124	6.51863	1.47E-05	9.6E-05	1.05E-03	9.99E-08	0.08	1.57E-01	1.29E-09	1.0E+06	1.3E-03

0

Haul or Vendor Risk

							Cancer Risk from Birth to 2 Years			
Receptor #	Conc	g/sec	Cair	Dose Constant	Dose	ED	Risk Constant	Risk	Constant 2	Risk/ Million
125	5.30279	1.47E-05	7.8E-05	1.05E-03	8.12E-08	0.08	1.57E-01	1.05E-09	1.0E+06	1.0E-03
126	4.14953	1.47E-05	6.1E-05	1.05E-03	6.36E-08	0.08	1.57E-01	8.21E-10	1.0E+06	8.2E-04
127	3.52466	1.47E-05	5.2E-05	1.05E-03	5.40E-08	0.08	1.57E-01	6.97E-10	1.0E+06	7.0E-04
128	3.00801	1.47E-05	4.4E-05	1.05E-03	4.61E-08	0.08	1.57E-01	5.95E-10	1.0E+06	6.0E-04
129	2.42478	1.47E-05	3.6E-05	1.05E-03	3.72E-08	0.08	1.57E-01	4.80E-10	1.0E+06	4.8E-04
130	2.08531	1.47E-05	3.1E-05	1.05E-03	3.19E-08	0.08	1.57E-01	4.13E-10	1.0E+06	4.1E-04
131	1.82868	1.47E-05	2.7E-05	1.05E-03	2.80E-08	0.08	1.57E-01	3.62E-10	1.0E+06	3.6E-04
132	1.5757	1.47E-05	2.3E-05	1.05E-03	2.41E-08	0.08	1.57E-01	3.12E-10	1.0E+06	3.1E-04
133	1.37384	1.47E-05	2.0E-05	1.05E-03	2.10E-08	0.08	1.57E-01	2.72E-10	1.0E+06	2.7E-04
134	1.21308	1.47E-05	1.8E-05	1.05E-03	1.86E-08	0.08	1.57E-01	2.40E-10	1.0E+06	2.4E-04
135	1.06348	1.47E-05	1.6E-05	1.05E-03	1.63E-08	0.08	1.57E-01	2.10E-10	1.0E+06	2.1E-04
136	0.93164	1.47E-05	1.4E-05	1.05E-03	1.43E-08	0.08	1.57E-01	1.84E-10	1.0E+06	1.8E-04
137	0.82157	1.47E-05	1.2E-05	1.05E-03	1.26E-08	0.08	1.57E-01	1.63E-10	1.0E+06	1.6E-04
138	0.71713	1.47E-05	1.1E-05	1.05E-03	1.10E-08	0.08	1.57E-01	1.42E-10	1.0E+06	1.4E-04
139	6.61237	1.47E-05	9.7E-05	1.05E-03	1.01E-07	0.08	1.57E-01	1.31E-09	1.0E+06	1.3E-03
140	5.52987	1.47E-05	8.1E-05	1.05E-03	8.47E-08	0.08	1.57E-01	1.09E-09	1.0E+06	1.1E-03
141	4.58597	1.47E-05	6.7E-05	1.05E-03	7.03E-08	0.08	1.57E-01	9.07E-10	1.0E+06	9.1E-04
142	3.61614	1.47E-05	5.3E-05	1.05E-03	5.54E-08	0.08	1.57E-01	7.16E-10	1.0E+06	7.2E-04
143	3.15758	1.47E-05	4.6E-05	1.05E-03	4.84E-08	0.08	1.57E-01	6.25E-10	1.0E+06	6.2E-04
144	2.71604	1.47E-05	4.0E-05	1.05E-03	4.16E-08	0.08	1.57E-01	5.37E-10	1.0E+06	5.4E-04
145	2.20625	1.47E-05	3.2E-05	1.05E-03	3.38E-08	0.08	1.57E-01	4.37E-10	1.0E+06	4.4E-04
146	1.93656	1.47E-05	2.8E-05	1.05E-03	2.97E-08	0.08	1.57E-01	3.83E-10	1.0E+06	3.8E-04
147	1.71451	1.47E-05	2.5E-05	1.05E-03	2.63E-08	0.08	1.57E-01	3.39E-10	1.0E+06	3.4E-04
148	1.46985	1.47E-05	2.2E-05	1.05E-03	2.25E-08	0.08	1.57E-01	2.91E-10	1.0E+06	2.9E-04
149	1.29854	1.47E-05	1.9E-05	1.05E-03	1.99E-08	0.08	1.57E-01	2.57E-10	1.0E+06	2.6E-04
150	1.17389	1.47E-05	1.7E-05	1.05E-03	1.80E-08	0.08	1.57E-01	2.32E-10	1.0E+06	2.3E-04
151	1.03333	1.47E-05	1.5E-05	1.05E-03	1.58E-08	0.08	1.57E-01	2.04E-10	1.0E+06	2.0E-04
152	0.90876	1.47E-05	1.3E-05	1.05E-03	1.39E-08	0.08	1.57E-01	1.80E-10	1.0E+06	1.8E-04
153	0.82556	1.47E-05	1.2E-05	1.05E-03	1.26E-08	0.08	1.57E-01	1.63E-10	1.0E+06	1.6E-04
154	0.73055	1.47E-05	1.1E-05	1.05E-03	1.12E-08	0.08	1.57E-01	1.45E-10	1.0E+06	1.4E-04
155	5.61883	1.47E-05	8.2E-05	1.05E-03	8.61E-08	0.08	1.57E-01	1.11E-09	1.0E+06	1.1E-03

0

Haul or Vendor Risk

		Cancer Risk from Birth to 2 Years								
Receptor #	Conc	g/sec	Cair	Dose Constant	Dose	ED	Risk Constant	Risk	Constant 2	Risk/ Million
156	4.79418	1.47E-05	7.0E-05	1.05E-03	7.35E-08	0.08	1.57E-01	9.49E-10	1.0E+06	9.5E-04
157	4.02371	1.47E-05	5.9E-05	1.05E-03	6.16E-08	0.08	1.57E-01	7.96E-10	1.0E+06	8.0E-04
158	3.19956	1.47E-05	4.7E-05	1.05E-03	4.90E-08	0.08	1.57E-01	6.33E-10	1.0E+06	6.3E-04
159	2.83648	1.47E-05	4.2E-05	1.05E-03	4.35E-08	0.08	1.57E-01	5.61E-10	1.0E+06	5.6E-04
160	2.46405	1.47E-05	3.6E-05	1.05E-03	3.78E-08	0.08	1.57E-01	4.88E-10	1.0E+06	4.9E-04
161	2.02437	1.47E-05	3.0E-05	1.05E-03	3.10E-08	0.08	1.57E-01	4.01E-10	1.0E+06	4.0E-04
162	1.79538	1.47E-05	2.6E-05	1.05E-03	2.75E-08	0.08	1.57E-01	3.55E-10	1.0E+06	3.6E-04
163	1.60527	1.47E-05	2.4E-05	1.05E-03	2.46E-08	0.08	1.57E-01	3.18E-10	1.0E+06	3.2E-04
164	1.38759	1.47E-05	2.0E-05	1.05E-03	2.13E-08	0.08	1.57E-01	2.75E-10	1.0E+06	2.7E-04
165	1.23382	1.47E-05	1.8E-05	1.05E-03	1.89E-08	0.08	1.57E-01	2.44E-10	1.0E+06	2.4E-04
166	1.12484	1.47E-05	1.6E-05	1.05E-03	1.72E-08	0.08	1.57E-01	2.23E-10	1.0E+06	2.2E-04
167	0.99751	1.47E-05	1.5E-05	1.05E-03	1.53E-08	0.08	1.57E-01	1.97E-10	1.0E+06	2.0E-04
168	0.87538	1.47E-05	1.3E-05	1.05E-03	1.34E-08	0.08	1.57E-01	1.73E-10	1.0E+06	1.7E-04
169	0.80333	1.47E-05	1.2E-05	1.05E-03	1.23E-08	0.08	1.57E-01	1.59E-10	1.0E+06	1.6E-04
170	0.71866	1.47E-05	1.1E-05	1.05E-03	1.10E-08	0.08	1.57E-01	1.42E-10	1.0E+06	1.4E-04
171	4.89369	1.47E-05	7.2E-05	1.05E-03	7.50E-08	0.08	1.57E-01	9.68E-10	1.0E+06	9.7E-04
172	4.23822	1.47E-05	6.2E-05	1.05E-03	6.49E-08	0.08	1.57E-01	8.39E-10	1.0E+06	8.4E-04
173	3.5815	1.47E-05	5.2E-05	1.05E-03	5.49E-08	0.08	1.57E-01	7.09E-10	1.0E+06	7.1E-04
174	2.8665	1.47E-05	4.2E-05	1.05E-03	4.39E-08	0.08	1.57E-01	5.67E-10	1.0E+06	5.7E-04
175	2.55401	1.47E-05	3.7E-05	1.05E-03	3.91E-08	0.08	1.57E-01	5.05E-10	1.0E+06	5.1E-04
176	2.2436	1.47E-05	3.3E-05	1.05E-03	3.44E-08	0.08	1.57E-01	4.44E-10	1.0E+06	4.4E-04
177	1.86418	1.47E-05	2.7E-05	1.05E-03	2.86E-08	0.08	1.57E-01	3.69E-10	1.0E+06	3.7E-04
178	1.66048	1.47E-05	2.4E-05	1.05E-03	2.54E-08	0.08	1.57E-01	3.29E-10	1.0E+06	3.3E-04
179	1.49454	1.47E-05	2.2E-05	1.05E-03	2.29E-08	0.08	1.57E-01	2.96E-10	1.0E+06	3.0E-04
180	1.30111	1.47E-05	1.9E-05	1.05E-03	1.99E-08	0.08	1.57E-01	2.57E-10	1.0E+06	2.6E-04
181	1.15995	1.47E-05	1.7E-05	1.05E-03	1.78E-08	0.08	1.57E-01	2.30E-10	1.0E+06	2.3E-04
182	1.06517	1.47E-05	1.6E-05	1.05E-03	1.63E-08	0.08	1.57E-01	2.11E-10	1.0E+06	2.1E-04
183	0.95092	1.47E-05	1.4E-05	1.05E-03	1.46E-08	0.08	1.57E-01	1.88E-10	1.0E+06	1.9E-04
184	0.8363	1.47E-05	1.2E-05	1.05E-03	1.28E-08	0.08	1.57E-01	1.65E-10	1.0E+06	1.7E-04
185	0.77225	1.47E-05	1.1E-05	1.05E-03	1.18E-08	0.08	1.57E-01	1.53E-10	1.0E+06	1.5E-04
186	0.69601	1.47E-05	1.0E-05	1.05E-03	1.07E-08	0.08	1.57E-01	1.38E-10	1.0E+06	1.4E-04

0

Haul or Vendor Risk

		Cancer Risk from Birth to 2 Years								
Receptor #	Conc	g/sec	Cair	Dose Constant	Dose	ED	Risk Constant	Risk	Constant 2	Risk/ Million
187	4.36778	1.47E-05	6.4E-05	1.05E-03	6.69E-08	0.08	1.57E-01	8.64E-10	1.0E+06	8.6E-04
188	3.80089	1.47E-05	5.6E-05	1.05E-03	5.82E-08	0.08	1.57E-01	7.52E-10	1.0E+06	7.5E-04
189	3.22347	1.47E-05	4.7E-05	1.05E-03	4.94E-08	0.08	1.57E-01	6.38E-10	1.0E+06	6.4E-04
190	2.5863	1.47E-05	3.8E-05	1.05E-03	3.96E-08	0.08	1.57E-01	5.12E-10	1.0E+06	5.1E-04
191	2.31388	1.47E-05	3.4E-05	1.05E-03	3.55E-08	0.08	1.57E-01	4.58E-10	1.0E+06	4.6E-04
192	2.05249	1.47E-05	3.0E-05	1.05E-03	3.14E-08	0.08	1.57E-01	4.06E-10	1.0E+06	4.1E-04
193	1.71095	1.47E-05	2.5E-05	1.05E-03	2.62E-08	0.08	1.57E-01	3.39E-10	1.0E+06	3.4E-04
194	1.53079	1.47E-05	2.2E-05	1.05E-03	2.35E-08	0.08	1.57E-01	3.03E-10	1.0E+06	3.0E-04
195	1.38985	1.47E-05	2.0E-05	1.05E-03	2.13E-08	0.08	1.57E-01	2.75E-10	1.0E+06	2.8E-04
196	1.21992	1.47E-05	1.8E-05	1.05E-03	1.87E-08	0.08	1.57E-01	2.41E-10	1.0E+06	2.4E-04
197	1.09269	1.47E-05	1.6E-05	1.05E-03	1.67E-08	0.08	1.57E-01	2.16E-10	1.0E+06	2.2E-04
198	1.00881	1.47E-05	1.5E-05	1.05E-03	1.55E-08	0.08	1.57E-01	2.00E-10	1.0E+06	2.0E-04
199	0.90597	1.47E-05	1.3E-05	1.05E-03	1.39E-08	0.08	1.57E-01	1.79E-10	1.0E+06	1.8E-04
200	0.79278	1.47E-05	1.2E-05	1.05E-03	1.21E-08	0.08	1.57E-01	1.57E-10	1.0E+06	1.6E-04
201	0.73859	1.47E-05	1.1E-05	1.05E-03	1.13E-08	0.08	1.57E-01	1.46E-10	1.0E+06	1.5E-04
202	0.67144	1.47E-05	9.8E-06	1.05E-03	1.03E-08	0.08	1.57E-01	1.33E-10	1.0E+06	1.3E-04
203	3.9794	1.47E-05	5.8E-05	1.05E-03	6.10E-08	0.08	1.57E-01	7.87E-10	1.0E+06	7.9E-04
204	3.46719	1.47E-05	5.1E-05	1.05E-03	5.31E-08	0.08	1.57E-01	6.86E-10	1.0E+06	6.9E-04
205	2.95601	1.47E-05	4.3E-05	1.05E-03	4.53E-08	0.08	1.57E-01	5.85E-10	1.0E+06	5.8E-04
206	2.37539	1.47E-05	3.5E-05	1.05E-03	3.64E-08	0.08	1.57E-01	4.70E-10	1.0E+06	4.7E-04
207	2.11394	1.47E-05	3.1E-05	1.05E-03	3.24E-08	0.08	1.57E-01	4.18E-10	1.0E+06	4.2E-04
208	1.88754	1.47E-05	2.8E-05	1.05E-03	2.89E-08	0.08	1.57E-01	3.74E-10	1.0E+06	3.7E-04
209	1.58052	1.47E-05	2.3E-05	1.05E-03	2.42E-08	0.08	1.57E-01	3.13E-10	1.0E+06	3.1E-04
210	1.41196	1.47E-05	2.1E-05	1.05E-03	2.16E-08	0.08	1.57E-01	2.79E-10	1.0E+06	2.8E-04
211	1.28783	1.47E-05	1.9E-05	1.05E-03	1.97E-08	0.08	1.57E-01	2.55E-10	1.0E+06	2.5E-04
212	1.14851	1.47E-05	1.7E-05	1.05E-03	1.76E-08	0.08	1.57E-01	2.27E-10	1.0E+06	2.3E-04
213	1.03851	1.47E-05	1.5E-05	1.05E-03	1.59E-08	0.08	1.57E-01	2.06E-10	1.0E+06	2.1E-04
214	0.96226	1.47E-05	1.4E-05	1.05E-03	1.47E-08	0.08	1.57E-01	1.90E-10	1.0E+06	1.9E-04
215	0.86395	1.47E-05	1.3E-05	1.05E-03	1.32E-08	0.08	1.57E-01	1.71E-10	1.0E+06	1.7E-04
216	0.7513	1.47E-05	1.1E-05	1.05E-03	1.15E-08	0.08	1.57E-01	1.49E-10	1.0E+06	1.5E-04
217	0.70358	1.47E-05	1.0E-05	1.05E-03	1.08E-08	0.08	1.57E-01	1.39E-10	1.0E+06	1.4E-04

0

Haul or Vendor Risk

		Cancer Risk from Birth to 2 Years								
Receptor #	Conc	g/sec	Cair	Dose Constant	Dose	ED	Risk Constant	Risk	Constant 2	Risk/ Million
218	0.64811	1.47E-05	9.5E-06	1.05E-03	9.93E-09	0.08	1.57E-01	1.28E-10	1.0E+06	1.3E-04
219	3.66138	1.47E-05	5.4E-05	1.05E-03	5.61E-08	0.08	1.57E-01	7.25E-10	1.0E+06	7.2E-04
220	3.20101	1.47E-05	4.7E-05	1.05E-03	4.90E-08	0.08	1.57E-01	6.33E-10	1.0E+06	6.3E-04
221	2.73219	1.47E-05	4.0E-05	1.05E-03	4.19E-08	0.08	1.57E-01	5.41E-10	1.0E+06	5.4E-04
222	2.20339	1.47E-05	3.2E-05	1.05E-03	3.38E-08	0.08	1.57E-01	4.36E-10	1.0E+06	4.4E-04
223	1.94883	1.47E-05	2.9E-05	1.05E-03	2.99E-08	0.08	1.57E-01	3.86E-10	1.0E+06	3.9E-04
224	1.73834	1.47E-05	2.5E-05	1.05E-03	2.66E-08	0.08	1.57E-01	3.44E-10	1.0E+06	3.4E-04
225	1.48285	1.47E-05	2.2E-05	1.05E-03	2.27E-08	0.08	1.57E-01	2.93E-10	1.0E+06	2.9E-04
226	1.30979	1.47E-05	1.9E-05	1.05E-03	2.01E-08	0.08	1.57E-01	2.59E-10	1.0E+06	2.6E-04
227	1.1994	1.47E-05	1.8E-05	1.05E-03	1.84E-08	0.08	1.57E-01	2.37E-10	1.0E+06	2.4E-04
228	1.08286	1.47E-05	1.6E-05	1.05E-03	1.66E-08	0.08	1.57E-01	2.14E-10	1.0E+06	2.1E-04
229	0.99514	1.47E-05	1.5E-05	1.05E-03	1.52E-08	0.08	1.57E-01	1.97E-10	1.0E+06	2.0E-04
230	0.91976	1.47E-05	1.3E-05	1.05E-03	1.41E-08	0.08	1.57E-01	1.82E-10	1.0E+06	1.8E-04
231	0.80234	1.47E-05	1.2E-05	1.05E-03	1.23E-08	0.08	1.57E-01	1.59E-10	1.0E+06	1.6E-04
232	0.71245	1.47E-05	1.0E-05	1.05E-03	1.09E-08	0.08	1.57E-01	1.41E-10	1.0E+06	1.4E-04
233	0.67073	1.47E-05	9.8E-06	1.05E-03	1.03E-08	0.08	1.57E-01	1.33E-10	1.0E+06	1.3E-04
234	0.62035	1.47E-05	9.1E-06	1.05E-03	9.50E-09	0.08	1.57E-01	1.23E-10	1.0E+06	1.2E-04
235	3.39092	1.47E-05	5.0E-05	1.05E-03	5.20E-08	0.08	1.57E-01	6.71E-10	1.0E+06	6.7E-04
236	2.97217	1.47E-05	4.4E-05	1.05E-03	4.55E-08	0.08	1.57E-01	5.88E-10	1.0E+06	5.9E-04
237	2.54207	1.47E-05	3.7E-05	1.05E-03	3.89E-08	0.08	1.57E-01	5.03E-10	1.0E+06	5.0E-04
238	2.07519	1.47E-05	3.0E-05	1.05E-03	3.18E-08	0.08	1.57E-01	4.11E-10	1.0E+06	4.1E-04
239	1.80708	1.47E-05	2.6E-05	1.05E-03	2.77E-08	0.08	1.57E-01	3.58E-10	1.0E+06	3.6E-04
240	1.62604	1.47E-05	2.4E-05	1.05E-03	2.49E-08	0.08	1.57E-01	3.22E-10	1.0E+06	3.2E-04
241	1.41878	1.47E-05	2.1E-05	1.05E-03	2.17E-08	0.08	1.57E-01	2.81E-10	1.0E+06	2.8E-04
242	1.22129	1.47E-05	1.8E-05	1.05E-03	1.87E-08	0.08	1.57E-01	2.42E-10	1.0E+06	2.4E-04
243	1.12972	1.47E-05	1.7E-05	1.05E-03	1.73E-08	0.08	1.57E-01	2.24E-10	1.0E+06	2.2E-04
244	1.03008	1.47E-05	1.5E-05	1.05E-03	1.58E-08	0.08	1.57E-01	2.04E-10	1.0E+06	2.0E-04
245	0.95441	1.47E-05	1.4E-05	1.05E-03	1.46E-08	0.08	1.57E-01	1.89E-10	1.0E+06	1.9E-04
246	0.88044	1.47E-05	1.3E-05	1.05E-03	1.35E-08	0.08	1.57E-01	1.74E-10	1.0E+06	1.7E-04
247	0.73693	1.47E-05	1.1E-05	1.05E-03	1.13E-08	0.08	1.57E-01	1.46E-10	1.0E+06	1.5E-04
248	0.68162	1.47E-05	1.0E-05	1.05E-03	1.04E-08	0.08	1.57E-01	1.35E-10	1.0E+06	1.3E-04

0

Haul or Vendor Risk

							Cancer Risk from Birth to 2 Years			
Receptor #	Conc	g/sec	Cair	Dose Constant	Dose	ED	Risk Constant	Risk	Constant 2	Risk/ Million
249	0.63868	1.47E-05	9.4E-06	1.05E-03	9.79E-09	0.08	1.57E-01	1.26E-10	1.0E+06	1.3E-04
250	0.59265	1.47E-05	8.7E-06	1.05E-03	9.08E-09	0.08	1.57E-01	1.17E-10	1.0E+06	1.2E-04
251	3.19575	1.47E-05	4.7E-05	1.05E-03	4.90E-08	0.08	1.57E-01	6.32E-10	1.0E+06	6.3E-04
252	2.76951	1.47E-05	4.1E-05	1.05E-03	4.24E-08	0.08	1.57E-01	5.48E-10	1.0E+06	5.5E-04
253	2.38914	1.47E-05	3.5E-05	1.05E-03	3.66E-08	0.08	1.57E-01	4.73E-10	1.0E+06	4.7E-04
254	2.00279	1.47E-05	2.9E-05	1.05E-03	3.07E-08	0.08	1.57E-01	3.96E-10	1.0E+06	4.0E-04
255	1.68993	1.47E-05	2.5E-05	1.05E-03	2.59E-08	0.08	1.57E-01	3.34E-10	1.0E+06	3.3E-04
256	1.53663	1.47E-05	2.3E-05	1.05E-03	2.35E-08	0.08	1.57E-01	3.04E-10	1.0E+06	3.0E-04
257	1.364	1.47E-05	2.0E-05	1.05E-03	2.09E-08	0.08	1.57E-01	2.70E-10	1.0E+06	2.7E-04
258	1.1574	1.47E-05	1.7E-05	1.05E-03	1.77E-08	0.08	1.57E-01	2.29E-10	1.0E+06	2.3E-04
259	1.06634	1.47E-05	1.6E-05	1.05E-03	1.63E-08	0.08	1.57E-01	2.11E-10	1.0E+06	2.1E-04
260	0.97769	1.47E-05	1.4E-05	1.05E-03	1.50E-08	0.08	1.57E-01	1.93E-10	1.0E+06	1.9E-04
261	0.90503	1.47E-05	1.3E-05	1.05E-03	1.39E-08	0.08	1.57E-01	1.79E-10	1.0E+06	1.8E-04
262	0.84018	1.47E-05	1.2E-05	1.05E-03	1.29E-08	0.08	1.57E-01	1.66E-10	1.0E+06	1.7E-04
263	0.7006	1.47E-05	1.0E-05	1.05E-03	1.07E-08	0.08	1.57E-01	1.39E-10	1.0E+06	1.4E-04
264	0.6597	1.47E-05	9.7E-06	1.05E-03	1.01E-08	0.08	1.57E-01	1.31E-10	1.0E+06	1.3E-04
265	0.60324	1.47E-05	8.8E-06	1.05E-03	9.24E-09	0.08	1.57E-01	1.19E-10	1.0E+06	1.2E-04
266	0.55813	1.47E-05	8.2E-06	1.05E-03	8.55E-09	0.08	1.57E-01	1.10E-10	1.0E+06	1.1E-04
267	3.11959	1.47E-05	4.6E-05	1.05E-03	4.78E-08	0.08	1.57E-01	6.17E-10	1.0E+06	6.2E-04
268	2.58145	1.47E-05	3.8E-05	1.05E-03	3.96E-08	0.08	1.57E-01	5.11E-10	1.0E+06	5.1E-04
269	2.26569	1.47E-05	3.3E-05	1.05E-03	3.47E-08	0.08	1.57E-01	4.48E-10	1.0E+06	4.5E-04
270	1.95614	1.47E-05	2.9E-05	1.05E-03	3.00E-08	0.08	1.57E-01	3.87E-10	1.0E+06	3.9E-04
271	1.60196	1.47E-05	2.3E-05	1.05E-03	2.45E-08	0.08	1.57E-01	3.17E-10	1.0E+06	3.2E-04
272	1.45263	1.47E-05	2.1E-05	1.05E-03	2.23E-08	0.08	1.57E-01	2.87E-10	1.0E+06	2.9E-04
273	1.30412	1.47E-05	1.9E-05	1.05E-03	2.00E-08	0.08	1.57E-01	2.58E-10	1.0E+06	2.6E-04
274	1.13089	1.47E-05	1.7E-05	1.05E-03	1.73E-08	0.08	1.57E-01	2.24E-10	1.0E+06	2.2E-04
275	1.00821	1.47E-05	1.5E-05	1.05E-03	1.54E-08	0.08	1.57E-01	2.00E-10	1.0E+06	2.0E-04
276	0.93564	1.47E-05	1.4E-05	1.05E-03	1.43E-08	0.08	1.57E-01	1.85E-10	1.0E+06	1.9E-04
277	0.84125	1.47E-05	1.2E-05	1.05E-03	1.29E-08	0.08	1.57E-01	1.66E-10	1.0E+06	1.7E-04
278	0.75547	1.47E-05	1.1E-05	1.05E-03	1.16E-08	0.08	1.57E-01	1.49E-10	1.0E+06	1.5E-04
279	0.68855	1.47E-05	1.0E-05	1.05E-03	1.05E-08	0.08	1.57E-01	1.36E-10	1.0E+06	1.4E-04

0

Haul or Vendor Risk

		Cancer Risk from Birth to 2 Years								
Receptor #	Conc	g/sec	Cair	Dose Constant	Dose	ED	Risk Constant	Risk	Constant 2	Risk/ Million
280	0.64515	1.47E-05	9.5E-06	1.05E-03	9.88E-09	0.08	1.57E-01	1.28E-10	1.0E+06	1.3E-04
281	0.5882	1.47E-05	8.6E-06	1.05E-03	9.01E-09	0.08	1.57E-01	1.16E-10	1.0E+06	1.2E-04
282	0.54895	1.47E-05	8.0E-06	1.05E-03	8.41E-09	0.08	1.57E-01	1.09E-10	1.0E+06	1.1E-04
283	3.12407	1.47E-05	4.6E-05	1.05E-03	4.79E-08	0.08	1.57E-01	6.18E-10	1.0E+06	6.2E-04
284	2.44466	1.47E-05	3.6E-05	1.05E-03	3.75E-08	0.08	1.57E-01	4.84E-10	1.0E+06	4.8E-04
285	2.17069	1.47E-05	3.2E-05	1.05E-03	3.33E-08	0.08	1.57E-01	4.30E-10	1.0E+06	4.3E-04
286	1.88906	1.47E-05	2.8E-05	1.05E-03	2.89E-08	0.08	1.57E-01	3.74E-10	1.0E+06	3.7E-04
287	1.56333	1.47E-05	2.3E-05	1.05E-03	2.40E-08	0.08	1.57E-01	3.09E-10	1.0E+06	3.1E-04
288	1.37606	1.47E-05	2.0E-05	1.05E-03	2.11E-08	0.08	1.57E-01	2.72E-10	1.0E+06	2.7E-04
289	1.25716	1.47E-05	1.8E-05	1.05E-03	1.93E-08	0.08	1.57E-01	2.49E-10	1.0E+06	2.5E-04
290	1.11964	1.47E-05	1.6E-05	1.05E-03	1.72E-08	0.08	1.57E-01	2.22E-10	1.0E+06	2.2E-04
291	0.96908	1.47E-05	1.4E-05	1.05E-03	1.48E-08	0.08	1.57E-01	1.92E-10	1.0E+06	1.9E-04
292	0.89906	1.47E-05	1.3E-05	1.05E-03	1.38E-08	0.08	1.57E-01	1.78E-10	1.0E+06	1.8E-04
293	0.81305	1.47E-05	1.2E-05	1.05E-03	1.25E-08	0.08	1.57E-01	1.61E-10	1.0E+06	1.6E-04
294	0.74039	1.47E-05	1.1E-05	1.05E-03	1.13E-08	0.08	1.57E-01	1.47E-10	1.0E+06	1.5E-04
295	0.68021	1.47E-05	1.0E-05	1.05E-03	1.04E-08	0.08	1.57E-01	1.35E-10	1.0E+06	1.3E-04
296	0.63215	1.47E-05	9.3E-06	1.05E-03	9.69E-09	0.08	1.57E-01	1.25E-10	1.0E+06	1.3E-04
297	0.58027	1.47E-05	8.5E-06	1.05E-03	8.89E-09	0.08	1.57E-01	1.15E-10	1.0E+06	1.1E-04
298	0.53761	1.47E-05	7.9E-06	1.05E-03	8.24E-09	0.08	1.57E-01	1.06E-10	1.0E+06	1.1E-04
299	2.3673	1.47E-05	3.5E-05	1.05E-03	3.63E-08	0.08	1.57E-01	4.68E-10	1.0E+06	4.7E-04
300	2.07588	1.47E-05	3.0E-05	1.05E-03	3.18E-08	0.08	1.57E-01	4.11E-10	1.0E+06	4.1E-04
301	1.84684	1.47E-05	2.7E-05	1.05E-03	2.83E-08	0.08	1.57E-01	3.65E-10	1.0E+06	3.7E-04
302	1.60304	1.47E-05	2.3E-05	1.05E-03	2.46E-08	0.08	1.57E-01	3.17E-10	1.0E+06	3.2E-04
303	1.38056	1.47E-05	2.0E-05	1.05E-03	2.12E-08	0.08	1.57E-01	2.73E-10	1.0E+06	2.7E-04
304	1.21221	1.47E-05	1.8E-05	1.05E-03	1.86E-08	0.08	1.57E-01	2.40E-10	1.0E+06	2.4E-04
305	1.07733	1.47E-05	1.6E-05	1.05E-03	1.65E-08	0.08	1.57E-01	2.13E-10	1.0E+06	2.1E-04
306	0.95597	1.47E-05	1.4E-05	1.05E-03	1.46E-08	0.08	1.57E-01	1.89E-10	1.0E+06	1.9E-04
307	0.87173	1.47E-05	1.3E-05	1.05E-03	1.34E-08	0.08	1.57E-01	1.73E-10	1.0E+06	1.7E-04
308	0.79628	1.47E-05	1.2E-05	1.05E-03	1.22E-08	0.08	1.57E-01	1.58E-10	1.0E+06	1.6E-04

0

Haul or Vendor Risk

		Cancer Risk from Birth to 2 Years								
Receptor #	Conc	g/sec	Cair	Dose Constant	Dose	ED	Risk Constant	Risk	Constant 2	Risk/ Million
309	0.71892	1.47E-05	1.1E-05	1.05E-03	1.10E-08	0.08	1.57E-01	1.42E-10	1.0E+06	1.4E-04
310	0.66416	1.47E-05	9.7E-06	1.05E-03	1.02E-08	0.08	1.57E-01	1.31E-10	1.0E+06	1.3E-04
311	0.62531	1.47E-05	9.2E-06	1.05E-03	9.58E-09	0.08	1.57E-01	1.24E-10	1.0E+06	1.2E-04
312	0.58519	1.47E-05	8.6E-06	1.05E-03	8.97E-09	0.08	1.57E-01	1.16E-10	1.0E+06	1.2E-04
313	0.52414	1.47E-05	7.7E-06	1.05E-03	8.03E-09	0.08	1.57E-01	1.04E-10	1.0E+06	1.0E-04
314	2.42625	1.47E-05	3.6E-05	1.05E-03	3.72E-08	0.08	1.57E-01	4.80E-10	1.0E+06	4.8E-04
315	1.96962	1.47E-05	2.9E-05	1.05E-03	3.02E-08	0.08	1.57E-01	3.90E-10	1.0E+06	3.9E-04
316	1.77895	1.47E-05	2.6E-05	1.05E-03	2.73E-08	0.08	1.57E-01	3.52E-10	1.0E+06	3.5E-04
317	1.55978	1.47E-05	2.3E-05	1.05E-03	2.39E-08	0.08	1.57E-01	3.09E-10	1.0E+06	3.1E-04
318	1.27319	1.47E-05	1.9E-05	1.05E-03	1.95E-08	0.08	1.57E-01	2.52E-10	1.0E+06	2.5E-04
319	1.16767	1.47E-05	1.7E-05	1.05E-03	1.79E-08	0.08	1.57E-01	2.31E-10	1.0E+06	2.3E-04
320	1.05803	1.47E-05	1.6E-05	1.05E-03	1.62E-08	0.08	1.57E-01	2.09E-10	1.0E+06	2.1E-04
321	0.91141	1.47E-05	1.3E-05	1.05E-03	1.40E-08	0.08	1.57E-01	1.80E-10	1.0E+06	1.8E-04
322	0.84743	1.47E-05	1.2E-05	1.05E-03	1.30E-08	0.08	1.57E-01	1.68E-10	1.0E+06	1.7E-04
323	0.7818	1.47E-05	1.1E-05	1.05E-03	1.20E-08	0.08	1.57E-01	1.55E-10	1.0E+06	1.5E-04
324	0.7093	1.47E-05	1.0E-05	1.05E-03	1.09E-08	0.08	1.57E-01	1.40E-10	1.0E+06	1.4E-04
325	0.65216	1.47E-05	9.6E-06	1.05E-03	9.99E-09	0.08	1.57E-01	1.29E-10	1.0E+06	1.3E-04
326	0.61721	1.47E-05	9.0E-06	1.05E-03	9.46E-09	0.08	1.57E-01	1.22E-10	1.0E+06	1.2E-04
327	0.57761	1.47E-05	8.5E-06	1.05E-03	8.85E-09	0.08	1.57E-01	1.14E-10	1.0E+06	1.1E-04
328	0.5113	1.47E-05	7.5E-06	1.05E-03	7.83E-09	0.08	1.57E-01	1.01E-10	1.0E+06	1.0E-04
329	2.4358	1.47E-05	3.6E-05	1.05E-03	3.73E-08	0.08	1.57E-01	4.82E-10	1.0E+06	4.8E-04
330	1.87806	1.47E-05	2.8E-05	1.05E-03	2.88E-08	0.08	1.57E-01	3.72E-10	1.0E+06	3.7E-04
331	1.69884	1.47E-05	2.5E-05	1.05E-03	2.60E-08	0.08	1.57E-01	3.36E-10	1.0E+06	3.4E-04
332	1.50216	1.47E-05	2.2E-05	1.05E-03	2.30E-08	0.08	1.57E-01	2.97E-10	1.0E+06	3.0E-04
333	1.24376	1.47E-05	1.8E-05	1.05E-03	1.91E-08	0.08	1.57E-01	2.46E-10	1.0E+06	2.5E-04
334	1.13765	1.47E-05	1.7E-05	1.05E-03	1.74E-08	0.08	1.57E-01	2.25E-10	1.0E+06	2.3E-04
335	1.04077	1.47E-05	1.5E-05	1.05E-03	1.59E-08	0.08	1.57E-01	2.06E-10	1.0E+06	2.1E-04
336	0.90045	1.47E-05	1.3E-05	1.05E-03	1.38E-08	0.08	1.57E-01	1.78E-10	1.0E+06	1.8E-04
337	0.83257	1.47E-05	1.2E-05	1.05E-03	1.28E-08	0.08	1.57E-01	1.65E-10	1.0E+06	1.6E-04
338	0.77573	1.47E-05	1.1E-05	1.05E-03	1.19E-08	0.08	1.57E-01	1.54E-10	1.0E+06	1.5E-04
339	0.70836	1.47E-05	1.0E-05	1.05E-03	1.09E-08	0.08	1.57E-01	1.40E-10	1.0E+06	1.4E-04

0

Haul or Vendor Risk

		Cancer Risk from Birth to 2 Years								
Receptor #	Conc	g/sec	Cair	Dose Constant	Dose	ED	Risk Constant	Risk	Constant 2	Risk/ Million
340	0.64247	1.47E-05	9.4E-06	1.05E-03	9.84E-09	0.08	1.57E-01	1.27E-10	1.0E+06	1.3E-04
341	0.60896	1.47E-05	8.9E-06	1.05E-03	9.33E-09	0.08	1.57E-01	1.21E-10	1.0E+06	1.2E-04
342	0.56955	1.47E-05	8.3E-06	1.05E-03	8.73E-09	0.08	1.57E-01	1.13E-10	1.0E+06	1.1E-04
343	0.50006	1.47E-05	7.3E-06	1.05E-03	7.66E-09	0.08	1.57E-01	9.90E-11	1.0E+06	9.9E-05
344	0.4431	1.47E-05	6.5E-06	1.05E-03	6.79E-09	0.08	1.57E-01	8.77E-11	1.0E+06	8.8E-05
345	2.34	1.47E-05	3.4E-05	1.05E-03	3.59E-08	0.08	1.57E-01	4.63E-10	1.0E+06	4.6E-04
346	1.79496	1.47E-05	2.6E-05	1.05E-03	2.75E-08	0.08	1.57E-01	3.55E-10	1.0E+06	3.6E-04
347	1.62381	1.47E-05	2.4E-05	1.05E-03	2.49E-08	0.08	1.57E-01	3.21E-10	1.0E+06	3.2E-04
348	1.44603	1.47E-05	2.1E-05	1.05E-03	2.22E-08	0.08	1.57E-01	2.86E-10	1.0E+06	2.9E-04
349	1.22519	1.47E-05	1.8E-05	1.05E-03	1.88E-08	0.08	1.57E-01	2.42E-10	1.0E+06	2.4E-04
350	1.11205	1.47E-05	1.6E-05	1.05E-03	1.70E-08	0.08	1.57E-01	2.20E-10	1.0E+06	2.2E-04
351	1.0191	1.47E-05	1.5E-05	1.05E-03	1.56E-08	0.08	1.57E-01	2.02E-10	1.0E+06	2.0E-04
352	0.90144	1.47E-05	1.3E-05	1.05E-03	1.38E-08	0.08	1.57E-01	1.78E-10	1.0E+06	1.8E-04
353	0.82225	1.47E-05	1.2E-05	1.05E-03	1.26E-08	0.08	1.57E-01	1.63E-10	1.0E+06	1.6E-04
354	0.76898	1.47E-05	1.1E-05	1.05E-03	1.18E-08	0.08	1.57E-01	1.52E-10	1.0E+06	1.5E-04
355	0.70553	1.47E-05	1.0E-05	1.05E-03	1.08E-08	0.08	1.57E-01	1.40E-10	1.0E+06	1.4E-04
356	0.63303	1.47E-05	9.3E-06	1.05E-03	9.70E-09	0.08	1.57E-01	1.25E-10	1.0E+06	1.3E-04
357	0.60153	1.47E-05	8.8E-06	1.05E-03	9.22E-09	0.08	1.57E-01	1.19E-10	1.0E+06	1.2E-04
358	0.56302	1.47E-05	8.3E-06	1.05E-03	8.63E-09	0.08	1.57E-01	1.11E-10	1.0E+06	1.1E-04
359	0.49987	1.47E-05	7.3E-06	1.05E-03	7.66E-09	0.08	1.57E-01	9.89E-11	1.0E+06	9.9E-05
360	0.43163	1.47E-05	6.3E-06	1.05E-03	6.61E-09	0.08	1.57E-01	8.54E-11	1.0E+06	8.5E-05

Ventura Ranch

P1- Grading Haul or Vendor Risk

Max Cancer Risk Cancer Risk	
Receptor #	**Total Risk/ Million**
1	5.4E-05
2	5.1E-05
3	4.9E-05
4	4.7E-05
5	4.5E-05
6	4.3E-05
7	4.0E-05
8	3.8E-05
9	3.5E-05
10	3.2E-05
11	2.9E-05
12	2.7E-05
13	2.4E-05
14	2.2E-05
15	2.0E-05
16	1.9E-05
17	1.6E-05
18	1.5E-05
19	1.3E-05
20	1.2E-05
21	1.1E-05
22	4.1E-05
23	3.9E-05
24	3.6E-05
25	3.3E-05
26	3.1E-05
27	2.8E-05
28	2.5E-05
29	2.3E-05
30	2.2E-05
31	1.8E-05

Max	**Receptor #**	
0.004	93	Res

Chronic Non Cancer Risk	
REL	**HI Offroad**
5	8.01E-07
5	7.60E-07
5	7.28E-07
5	6.99E-07
5	6.71E-07
5	6.34E-07
5	5.95E-07
5	5.58E-07
5	5.15E-07
5	4.72E-07
5	4.32E-07
5	3.95E-07
5	3.59E-07
5	3.26E-07
5	3.02E-07
5	2.81E-07
5	2.38E-07
5	2.24E-07
5	1.98E-07
5	1.83E-07
5	1.66E-07
5	6.13E-07
5	5.73E-07
5	5.33E-07
5	4.93E-07
5	4.53E-07
5	4.10E-07
5	3.69E-07
5	3.38E-07
5	3.22E-07
5	2.69E-07

Max	**Receptor #**	
6.142E-05	93	Res

Ventura Ranch

P1- Grading Haul or Vendor Risk

Max Cancer Risk Cancer Risk		*Chronic Non Cancer Risk*	
Receptor #	Total Risk/ Million	REL	HI Offroad
32	1.4E-05	5	2.06E-07
33	1.4E-05	5	2.01E-07
34	1.4E-05	5	2.05E-07
35	2.6E-05	5	3.87E-07
36	2.3E-05	5	3.35E-07
37	1.2E-04	5	1.76E-06
38	1.0E-04	5	1.53E-06
39	9.1E-05	5	1.35E-06
40	8.2E-05	5	1.21E-06
41	1.3E-04	5	1.94E-06
42	1.1E-04	5	1.67E-06
43	9.9E-05	5	1.46E-06
44	8.8E-05	5	1.31E-06
45	8.0E-05	5	1.19E-06
46	4.5E-05	5	6.71E-07
47	4.2E-05	5	6.22E-07
48	1.2E-04	5	1.84E-06
49	1.1E-04	5	1.60E-06
50	9.5E-05	5	1.41E-06
51	8.7E-05	5	1.29E-06
52	4.8E-05	5	7.07E-07
53	4.4E-05	5	6.51E-07
54	4.1E-05	5	6.09E-07
55	1.2E-04	5	1.76E-06
56	1.0E-04	5	1.55E-06
57	9.5E-05	5	1.40E-06
58	8.7E-05	5	1.29E-06
59	5.0E-05	5	7.45E-07
60	4.6E-05	5	6.88E-07
61	4.3E-05	5	6.40E-07
62	5.3E-05	5	7.85E-07

Ventura Ranch

P1- Grading Haul or Vendor Risk

Max Cancer Risk Cancer Risk		*Chronic Non Cancer Risk*	
Receptor #	Total Risk/ Million	REL	HI Offroad
63	4.9E-05	5	7.26E-07
64	4.5E-05	5	6.68E-07
65	5.2E-05	5	7.64E-07
66	2.0E-04	5	2.97E-06
67	1.6E-04	5	2.44E-06
68	2.5E-05	5	3.76E-07
69	2.1E-05	5	3.08E-07
70	1.8E-05	5	2.68E-07
71	1.6E-05	5	2.44E-07
72	2.3E-04	5	3.46E-06
73	1.9E-04	5	2.80E-06
74	3.2E-05	5	4.69E-07
75	2.7E-05	5	3.99E-07
76	2.2E-05	5	3.30E-07
77	1.9E-05	5	2.87E-07
78	1.8E-05	5	2.69E-07
79	2.8E-04	5	4.14E-06
80	2.2E-04	5	3.27E-06
81	3.2E-05	5	4.73E-07
82	2.9E-05	5	4.24E-07
83	2.6E-05	5	3.91E-07
84	2.6E-05	5	3.80E-07
85	2.2E-05	5	3.28E-07
86	3.4E-04	5	5.10E-06
87	2.6E-04	5	3.79E-06
88	3.1E-05	5	4.66E-07
89	3.1E-03	5	4.57E-05
90	2.3E-03	5	3.36E-05
91	3.6E-03	5	5.34E-05
92	2.2E-03	5	3.28E-05
93	4.1E-03	5	6.14E-05

Ventura Ranch

P1- Grading Haul or Vendor Risk

Max Cancer Risk Cancer Risk		*Chronic Non Cancer Risk*	
Receptor #	Total Risk/ Million	REL	HI Offroad
94	2.6E-03	5	3.82E-05
95	1.8E-03	5	2.66E-05
96	1.3E-03	5	1.95E-05
97	9.9E-04	5	1.46E-05
98	7.7E-04	5	1.14E-05
99	2.7E-03	5	4.03E-05
100	2.0E-03	5	2.90E-05
101	1.5E-03	5	2.19E-05
102	1.1E-03	5	1.70E-05
103	9.0E-04	5	1.33E-05
104	7.1E-04	5	1.05E-05
105	5.7E-04	5	8.45E-06
106	4.7E-04	5	6.92E-06
107	3.9E-04	5	5.80E-06
108	3.3E-04	5	4.93E-06
109	2.0E-03	5	2.99E-05
110	1.6E-03	5	2.31E-05
111	1.2E-03	5	1.83E-05
112	9.6E-04	5	1.43E-05
113	7.9E-04	5	1.17E-05
114	6.6E-04	5	9.74E-06
115	5.4E-04	5	8.01E-06
116	4.5E-04	5	6.69E-06
117	3.8E-04	5	5.66E-06
118	3.3E-04	5	4.82E-06
119	2.8E-04	5	4.11E-06
120	2.4E-04	5	3.53E-06
121	2.1E-04	5	3.07E-06
122	1.8E-04	5	2.66E-06
123	1.6E-03	5	2.36E-05
124	1.3E-03	5	1.91E-05

Ventura Ranch

P1- Grading Haul or Vendor Risk

Max Cancer Risk Cancer Risk		*Chronic Non Cancer Risk*	
Receptor #	Total Risk/ Million	REL	HI Offroad
125	1.0E-03	5	1.55E-05
126	8.2E-04	5	1.22E-05
127	7.0E-04	5	1.03E-05
128	6.0E-04	5	8.82E-06
129	4.8E-04	5	7.11E-06
130	4.1E-04	5	6.11E-06
131	3.6E-04	5	5.36E-06
132	3.1E-04	5	4.62E-06
133	2.7E-04	5	4.03E-06
134	2.4E-04	5	3.56E-06
135	2.1E-04	5	3.12E-06
136	1.8E-04	5	2.73E-06
137	1.6E-04	5	2.41E-06
138	1.4E-04	5	2.10E-06
139	1.3E-03	5	1.94E-05
140	1.1E-03	5	1.62E-05
141	9.1E-04	5	1.34E-05
142	7.2E-04	5	1.06E-05
143	6.2E-04	5	9.26E-06
144	5.4E-04	5	7.96E-06
145	4.4E-04	5	6.47E-06
146	3.8E-04	5	5.68E-06
147	3.4E-04	5	5.03E-06
148	2.9E-04	5	4.31E-06
149	2.6E-04	5	3.81E-06
150	2.3E-04	5	3.44E-06
151	2.0E-04	5	3.03E-06
152	1.8E-04	5	2.66E-06
153	1.6E-04	5	2.42E-06
154	1.4E-04	5	2.14E-06
155	1.1E-03	5	1.65E-05

Ventura Ranch

P1- Grading Haul or Vendor Risk

Max Cancer Risk Cancer Risk		*Chronic Non Cancer Risk*	
Receptor #	Total Risk/ Million	REL	HI Offroad
156	9.5E-04	5	1.41E-05
157	8.0E-04	5	1.18E-05
158	6.3E-04	5	9.38E-06
159	5.6E-04	5	8.32E-06
160	4.9E-04	5	7.22E-06
161	4.0E-04	5	5.93E-06
162	3.6E-04	5	5.26E-06
163	3.2E-04	5	4.71E-06
164	2.7E-04	5	4.07E-06
165	2.4E-04	5	3.62E-06
166	2.2E-04	5	3.30E-06
167	2.0E-04	5	2.92E-06
168	1.7E-04	5	2.57E-06
169	1.6E-04	5	2.36E-06
170	1.4E-04	5	2.11E-06
171	9.7E-04	5	1.43E-05
172	8.4E-04	5	1.24E-05
173	7.1E-04	5	1.05E-05
174	5.7E-04	5	8.40E-06
175	5.1E-04	5	7.49E-06
176	4.4E-04	5	6.58E-06
177	3.7E-04	5	5.47E-06
178	3.3E-04	5	4.87E-06
179	3.0E-04	5	4.38E-06
180	2.6E-04	5	3.81E-06
181	2.3E-04	5	3.40E-06
182	2.1E-04	5	3.12E-06
183	1.9E-04	5	2.79E-06
184	1.7E-04	5	2.45E-06
185	1.5E-04	5	2.26E-06
186	1.4E-04	5	2.04E-06

Ventura Ranch

P1- Grading Haul or Vendor Risk

Max Cancer Risk Cancer Risk		*Chronic Non Cancer Risk*	
Receptor #	Total Risk/ Million	REL	HI Offroad
187	8.6E-04	5	1.28E-05
188	7.5E-04	5	1.11E-05
189	6.4E-04	5	9.45E-06
190	5.1E-04	5	7.58E-06
191	4.6E-04	5	6.78E-06
192	4.1E-04	5	6.02E-06
193	3.4E-04	5	5.02E-06
194	3.0E-04	5	4.49E-06
195	2.8E-04	5	4.07E-06
196	2.4E-04	5	3.58E-06
197	2.2E-04	5	3.20E-06
198	2.0E-04	5	2.96E-06
199	1.8E-04	5	2.66E-06
200	1.6E-04	5	2.32E-06
201	1.5E-04	5	2.17E-06
202	1.3E-04	5	1.97E-06
203	7.9E-04	5	1.17E-05
204	6.9E-04	5	1.02E-05
205	5.8E-04	5	8.67E-06
206	4.7E-04	5	6.96E-06
207	4.2E-04	5	6.20E-06
208	3.7E-04	5	5.53E-06
209	3.1E-04	5	4.63E-06
210	2.8E-04	5	4.14E-06
211	2.5E-04	5	3.78E-06
212	2.3E-04	5	3.37E-06
213	2.1E-04	5	3.04E-06
214	1.9E-04	5	2.82E-06
215	1.7E-04	5	2.53E-06
216	1.5E-04	5	2.20E-06
217	1.4E-04	5	2.06E-06

Ventura Ranch

P1- Grading Haul or Vendor Risk

Max Cancer Risk Cancer Risk		*Chronic Non Cancer Risk*	
Receptor #	Total Risk/ Million	REL	HI Offroad
218	1.3E-04	5	1.90E-06
219	7.2E-04	5	1.07E-05
220	6.3E-04	5	9.38E-06
221	5.4E-04	5	8.01E-06
222	4.4E-04	5	6.46E-06
223	3.9E-04	5	5.71E-06
224	3.4E-04	5	5.10E-06
225	2.9E-04	5	4.35E-06
226	2.6E-04	5	3.84E-06
227	2.4E-04	5	3.52E-06
228	2.1E-04	5	3.17E-06
229	2.0E-04	5	2.92E-06
230	1.8E-04	5	2.70E-06
231	1.6E-04	5	2.35E-06
232	1.4E-04	5	2.09E-06
233	1.3E-04	5	1.97E-06
234	1.2E-04	5	1.82E-06
235	6.7E-04	5	9.94E-06
236	5.9E-04	5	8.71E-06
237	5.0E-04	5	7.45E-06
238	4.1E-04	5	6.08E-06
239	3.6E-04	5	5.30E-06
240	3.2E-04	5	4.77E-06
241	2.8E-04	5	4.16E-06
242	2.4E-04	5	3.58E-06
243	2.2E-04	5	3.31E-06
244	2.0E-04	5	3.02E-06
245	1.9E-04	5	2.80E-06
246	1.7E-04	5	2.58E-06
247	1.5E-04	5	2.16E-06
248	1.3E-04	5	2.00E-06

Ventura Ranch

P1- Grading Haul or Vendor Risk

Max Cancer Risk Cancer Risk		*Chronic Non Cancer Risk*	
Receptor #	Total Risk/ Million	REL	HI Offroad
249	1.3E-04	5	1.87E-06
250	1.2E-04	5	1.74E-06
251	6.3E-04	5	9.37E-06
252	5.5E-04	5	8.12E-06
253	4.7E-04	5	7.00E-06
254	4.0E-04	5	5.87E-06
255	3.3E-04	5	4.95E-06
256	3.0E-04	5	4.50E-06
257	2.7E-04	5	4.00E-06
258	2.3E-04	5	3.39E-06
259	2.1E-04	5	3.13E-06
260	1.9E-04	5	2.87E-06
261	1.8E-04	5	2.65E-06
262	1.7E-04	5	2.46E-06
263	1.4E-04	5	2.05E-06
264	1.3E-04	5	1.93E-06
265	1.2E-04	5	1.77E-06
266	1.1E-04	5	1.64E-06
267	6.2E-04	5	9.15E-06
268	5.1E-04	5	7.57E-06
269	4.5E-04	5	6.64E-06
270	3.9E-04	5	5.73E-06
271	3.2E-04	5	4.70E-06
272	2.9E-04	5	4.26E-06
273	2.6E-04	5	3.82E-06
274	2.2E-04	5	3.32E-06
275	2.0E-04	5	2.96E-06
276	1.9E-04	5	2.74E-06
277	1.7E-04	5	2.47E-06
278	1.5E-04	5	2.21E-06
279	1.4E-04	5	2.02E-06

Ventura Ranch

P1- Grading Haul or Vendor Risk

Max Cancer Risk Cancer Risk		*Chronic Non Cancer Risk*	
Receptor #	Total Risk/ Million	REL	HI Offroad
280	1.3E-04	5	1.89E-06
281	1.2E-04	5	1.72E-06
282	1.1E-04	5	1.61E-06
283	6.2E-04	5	9.16E-06
284	4.8E-04	5	7.17E-06
285	4.3E-04	5	6.36E-06
286	3.7E-04	5	5.54E-06
287	3.1E-04	5	4.58E-06
288	2.7E-04	5	4.03E-06
289	2.5E-04	5	3.69E-06
290	2.2E-04	5	3.28E-06
291	1.9E-04	5	2.84E-06
292	1.8E-04	5	2.64E-06
293	1.6E-04	5	2.38E-06
294	1.5E-04	5	2.17E-06
295	1.3E-04	5	1.99E-06
296	1.3E-04	5	1.85E-06
297	1.1E-04	5	1.70E-06
298	1.1E-04	5	1.58E-06
299	4.7E-04	5	6.94E-06
300	4.1E-04	5	6.09E-06
301	3.7E-04	5	5.41E-06
302	3.2E-04	5	4.70E-06
303	2.7E-04	5	4.05E-06
304	2.4E-04	5	3.55E-06
305	2.1E-04	5	3.16E-06
306	1.9E-04	5	2.80E-06
307	1.7E-04	5	2.56E-06
308	1.6E-04	5	2.33E-06

Ventura Ranch

P1- Grading Haul or Vendor Risk

Max Cancer Risk Cancer Risk		*Chronic Non Cancer Risk*	
Receptor #	Total Risk/ Million	REL	HI Offroad
309	1.4E-04	5	2.11E-06
310	1.3E-04	5	1.95E-06
311	1.2E-04	5	1.83E-06
312	1.2E-04	5	1.72E-06
313	1.0E-04	5	1.54E-06
314	4.8E-04	5	7.11E-06
315	3.9E-04	5	5.77E-06
316	3.5E-04	5	5.22E-06
317	3.1E-04	5	4.57E-06
318	2.5E-04	5	3.73E-06
319	2.3E-04	5	3.42E-06
320	2.1E-04	5	3.10E-06
321	1.8E-04	5	2.67E-06
322	1.7E-04	5	2.48E-06
323	1.5E-04	5	2.29E-06
324	1.4E-04	5	2.08E-06
325	1.3E-04	5	1.91E-06
326	1.2E-04	5	1.81E-06
327	1.1E-04	5	1.69E-06
328	1.0E-04	5	1.50E-06
329	4.8E-04	5	7.14E-06
330	3.7E-04	5	5.51E-06
331	3.4E-04	5	4.98E-06
332	3.0E-04	5	4.40E-06
333	2.5E-04	5	3.65E-06
334	2.3E-04	5	3.34E-06
335	2.1E-04	5	3.05E-06
336	1.8E-04	5	2.64E-06
337	1.6E-04	5	2.44E-06
338	1.5E-04	5	2.27E-06
339	1.4E-04	5	2.08E-06

Ventura Ranch

P1- Grading Haul or Vendor Risk

Max Cancer Risk Cancer Risk		*Chronic Non Cancer Risk*	
Receptor #	Total Risk/ Million	REL	HI Offroad
340	1.3E-04	5	1.88E-06
341	1.2E-04	5	1.79E-06
342	1.1E-04	5	1.67E-06
343	9.9E-05	5	1.47E-06
344	8.8E-05	5	1.30E-06
345	4.6E-04	5	6.86E-06
346	3.6E-04	5	5.26E-06
347	3.2E-04	5	4.76E-06
348	2.9E-04	5	4.24E-06
349	2.4E-04	5	3.59E-06
350	2.2E-04	5	3.26E-06
351	2.0E-04	5	2.99E-06
352	1.8E-04	5	2.64E-06
353	1.6E-04	5	2.41E-06
354	1.5E-04	5	2.25E-06
355	1.4E-04	5	2.07E-06
356	1.3E-04	5	1.86E-06
357	1.2E-04	5	1.76E-06
358	1.1E-04	5	1.65E-06
359	9.9E-05	5	1.47E-06
360	8.5E-05	5	1.27E-06

Ventura Ranch

P1- Building Construction

		Cancer Risk from Birth to 2 years								
Receptor #	Conc	g/sec	Cair	Dose Constant	Dose	ED	Risk Constant	Risk	Constant 2	Risk/ Million
1	1.66315	8.82E-04	1.5E-03	1.05E-03	1.53E-06	0.84	1.57E-01	2.02E-07	1.0E+06	2.0E-01
2	1.42104	8.82E-04	1.3E-03	1.05E-03	1.31E-06	0.84	1.57E-01	1.73E-07	1.0E+06	1.7E-01
3	1.19747	8.82E-04	1.1E-03	1.05E-03	1.10E-06	0.84	1.57E-01	1.45E-07	1.0E+06	1.5E-01
4	0.99798	8.82E-04	8.8E-04	1.05E-03	9.20E-07	0.84	1.57E-01	1.21E-07	1.0E+06	1.2E-01
5	0.82463	8.82E-04	7.3E-04	1.05E-03	7.60E-07	0.84	1.57E-01	1.00E-07	1.0E+06	1.0E-01
6	0.67755	8.82E-04	6.0E-04	1.05E-03	6.25E-07	0.84	1.57E-01	8.23E-08	1.0E+06	8.2E-02
7	0.55367	8.82E-04	4.9E-04	1.05E-03	5.10E-07	0.84	1.57E-01	6.72E-08	1.0E+06	6.7E-02
8	0.45257	8.82E-04	4.0E-04	1.05E-03	4.17E-07	0.84	1.57E-01	5.50E-08	1.0E+06	5.5E-02
9	0.37183	8.82E-04	3.3E-04	1.05E-03	3.43E-07	0.84	1.57E-01	4.52E-08	1.0E+06	4.5E-02
10	0.30746	8.82E-04	2.7E-04	1.05E-03	2.83E-07	0.84	1.57E-01	3.73E-08	1.0E+06	3.7E-02
11	0.2558	8.82E-04	2.3E-04	1.05E-03	2.36E-07	0.84	1.57E-01	3.11E-08	1.0E+06	3.1E-02
12	0.2155	8.82E-04	1.9E-04	1.05E-03	1.99E-07	0.84	1.57E-01	2.62E-08	1.0E+06	2.6E-02
13	0.184	8.82E-04	1.6E-04	1.05E-03	1.70E-07	0.84	1.57E-01	2.23E-08	1.0E+06	2.2E-02
14	0.14323	8.82E-04	1.3E-04	1.05E-03	1.32E-07	0.84	1.57E-01	1.74E-08	1.0E+06	1.7E-02
15	0.12576	8.82E-04	1.1E-04	1.05E-03	1.16E-07	0.84	1.57E-01	1.53E-08	1.0E+06	1.5E-02
16	0.11245	8.82E-04	9.9E-05	1.05E-03	1.04E-07	0.84	1.57E-01	1.37E-08	1.0E+06	1.4E-02
17	0.09662	8.82E-04	8.5E-05	1.05E-03	8.91E-08	0.84	1.57E-01	1.17E-08	1.0E+06	1.2E-02
18	0.08857	8.82E-04	7.8E-05	1.05E-03	8.16E-08	0.84	1.57E-01	1.08E-08	1.0E+06	1.1E-02
19	0.07744	8.82E-04	6.8E-05	1.05E-03	7.14E-08	0.84	1.57E-01	9.40E-09	1.0E+06	9.4E-03
20	0.0701	8.82E-04	6.2E-05	1.05E-03	6.46E-08	0.84	1.57E-01	8.51E-09	1.0E+06	8.5E-03
21	0.06193	8.82E-04	5.5E-05	1.05E-03	5.71E-08	0.84	1.57E-01	7.52E-09	1.0E+06	7.5E-03
22	0.5668	8.82E-04	5.0E-04	1.05E-03	5.23E-07	0.84	1.57E-01	6.88E-08	1.0E+06	6.9E-02
23	0.46004	8.82E-04	4.1E-04	1.05E-03	4.24E-07	0.84	1.57E-01	5.59E-08	1.0E+06	5.6E-02
24	0.37558	8.82E-04	3.3E-04	1.05E-03	3.46E-07	0.84	1.57E-01	4.56E-08	1.0E+06	4.6E-02
25	0.30926	8.82E-04	2.7E-04	1.05E-03	2.85E-07	0.84	1.57E-01	3.76E-08	1.0E+06	3.8E-02
26	0.25687	8.82E-04	2.3E-04	1.05E-03	2.37E-07	0.84	1.57E-01	3.12E-08	1.0E+06	3.1E-02
27	0.21617	8.82E-04	1.9E-04	1.05E-03	1.99E-07	0.84	1.57E-01	2.63E-08	1.0E+06	2.6E-02
28	0.16812	8.82E-04	1.5E-04	1.05E-03	1.55E-07	0.84	1.57E-01	2.04E-08	1.0E+06	2.0E-02
29	0.14497	8.82E-04	1.3E-04	1.05E-03	1.34E-07	0.84	1.57E-01	1.76E-08	1.0E+06	1.8E-02
30	0.1293	8.82E-04	1.1E-04	1.05E-03	1.19E-07	0.84	1.57E-01	1.57E-08	1.0E+06	1.6E-02
31	0.11044	8.82E-04	9.7E-05	1.05E-03	1.02E-07	0.84	1.57E-01	1.34E-08	1.0E+06	1.3E-02

Ventura Ranch

P1- Building Construction

		Cancer Risk from Birth to 2 years								
Receptor #	Conc	g/sec	Cair	Dose Constant	Dose	ED	Risk Constant	Risk	Constant 2	Risk/ Million
32	0.08599	8.82E-04	7.6E-05	1.05E-03	7.93E-08	0.84	1.57E-01	1.04E-08	1.0E+06	1.0E-02
33	0.08095	8.82E-04	7.1E-05	1.05E-03	7.46E-08	0.84	1.57E-01	9.83E-09	1.0E+06	9.8E-03
34	0.0796	8.82E-04	7.0E-05	1.05E-03	7.34E-08	0.84	1.57E-01	9.67E-09	1.0E+06	9.7E-03
35	0.16303	8.82E-04	1.4E-04	1.05E-03	1.50E-07	0.84	1.57E-01	1.98E-08	1.0E+06	2.0E-02
36	0.13189	8.82E-04	1.2E-04	1.05E-03	1.22E-07	0.84	1.57E-01	1.60E-08	1.0E+06	1.6E-02
37	3.7612	8.82E-04	3.3E-03	1.05E-03	3.47E-06	0.84	1.57E-01	4.57E-07	1.0E+06	4.6E-01
38	3.67731	8.82E-04	3.2E-03	1.05E-03	3.39E-06	0.84	1.57E-01	4.47E-07	1.0E+06	4.5E-01
39	3.43424	8.82E-04	3.0E-03	1.05E-03	3.17E-06	0.84	1.57E-01	4.17E-07	1.0E+06	4.2E-01
40	3.09047	8.82E-04	2.7E-03	1.05E-03	2.85E-06	0.84	1.57E-01	3.75E-07	1.0E+06	3.8E-01
41	4.22298	8.82E-04	3.7E-03	1.05E-03	3.89E-06	0.84	1.57E-01	5.13E-07	1.0E+06	5.1E-01
42	4.15106	8.82E-04	3.7E-03	1.05E-03	3.83E-06	0.84	1.57E-01	5.04E-07	1.0E+06	5.0E-01
43	3.87897	8.82E-04	3.4E-03	1.05E-03	3.58E-06	0.84	1.57E-01	4.71E-07	1.0E+06	4.7E-01
44	3.48674	8.82E-04	3.1E-03	1.05E-03	3.21E-06	0.84	1.57E-01	4.23E-07	1.0E+06	4.2E-01
45	3.03	8.82E-04	2.7E-03	1.05E-03	2.79E-06	0.84	1.57E-01	3.68E-07	1.0E+06	3.7E-01
46	0.48883	8.82E-04	4.3E-04	1.05E-03	4.51E-07	0.84	1.57E-01	5.94E-08	1.0E+06	5.9E-02
47	0.39139	8.82E-04	3.5E-04	1.05E-03	3.61E-07	0.84	1.57E-01	4.75E-08	1.0E+06	4.8E-02
48	4.71177	8.82E-04	4.2E-03	1.05E-03	4.34E-06	0.84	1.57E-01	5.72E-07	1.0E+06	5.7E-01
49	4.42907	8.82E-04	3.9E-03	1.05E-03	4.08E-06	0.84	1.57E-01	5.38E-07	1.0E+06	5.4E-01
50	3.9608	8.82E-04	3.5E-03	1.05E-03	3.65E-06	0.84	1.57E-01	4.81E-07	1.0E+06	4.8E-01
51	3.38592	8.82E-04	3.0E-03	1.05E-03	3.12E-06	0.84	1.57E-01	4.11E-07	1.0E+06	4.1E-01
52	0.49697	8.82E-04	4.4E-04	1.05E-03	4.58E-07	0.84	1.57E-01	6.04E-08	1.0E+06	6.0E-02
53	0.3962	8.82E-04	3.5E-04	1.05E-03	3.65E-07	0.84	1.57E-01	4.81E-08	1.0E+06	4.8E-02
54	0.32206	8.82E-04	2.8E-04	1.05E-03	2.97E-07	0.84	1.57E-01	3.91E-08	1.0E+06	3.9E-02
55	5.02628	8.82E-04	4.4E-03	1.05E-03	4.63E-06	0.84	1.57E-01	6.10E-07	1.0E+06	6.1E-01
56	4.4815	8.82E-04	4.0E-03	1.05E-03	4.13E-06	0.84	1.57E-01	5.44E-07	1.0E+06	5.4E-01
57	3.78963	8.82E-04	3.3E-03	1.05E-03	3.49E-06	0.84	1.57E-01	4.60E-07	1.0E+06	4.6E-01
58	3.06312	8.82E-04	2.7E-03	1.05E-03	2.82E-06	0.84	1.57E-01	3.72E-07	1.0E+06	3.7E-01
59	0.50615	8.82E-04	4.5E-04	1.05E-03	4.67E-07	0.84	1.57E-01	6.15E-08	1.0E+06	6.1E-02
60	0.40218	8.82E-04	3.5E-04	1.05E-03	3.71E-07	0.84	1.57E-01	4.88E-08	1.0E+06	4.9E-02
61	0.32675	8.82E-04	2.9E-04	1.05E-03	3.01E-07	0.84	1.57E-01	3.97E-08	1.0E+06	4.0E-02
62	0.5165	8.82E-04	4.6E-04	1.05E-03	4.76E-07	0.84	1.57E-01	6.27E-08	1.0E+06	6.3E-02

Ventura Ranch

P1- Building Construction

		Cancer Risk from Birth to 2 years								
Receptor #	Conc	g/sec	Cair	Dose Constant	Dose	ED	Risk Constant	Risk	Constant 2	Risk/ Million
63	0.40914	8.82E-04	3.6E-04	1.05E-03	3.77E-07	0.84	1.57E-01	4.97E-08	1.0E+06	5.0E-02
64	0.33249	8.82E-04	2.9E-04	1.05E-03	3.07E-07	0.84	1.57E-01	4.04E-08	1.0E+06	4.0E-02
65	0.41776	8.82E-04	3.7E-04	1.05E-03	3.85E-07	0.84	1.57E-01	5.07E-08	1.0E+06	5.1E-02
66	8.92531	8.82E-04	7.9E-03	1.05E-03	8.23E-06	0.84	1.57E-01	1.08E-06	1.0E+06	1.1E+00
67	8.45321	8.82E-04	7.5E-03	1.05E-03	7.79E-06	0.84	1.57E-01	1.03E-06	1.0E+06	1.0E+00
68	0.15173	8.82E-04	1.3E-04	1.05E-03	1.40E-07	0.84	1.57E-01	1.84E-08	1.0E+06	1.8E-02
69	0.13328	8.82E-04	1.2E-04	1.05E-03	1.23E-07	0.84	1.57E-01	1.62E-08	1.0E+06	1.6E-02
70	0.11864	8.82E-04	1.0E-04	1.05E-03	1.09E-07	0.84	1.57E-01	1.44E-08	1.0E+06	1.4E-02
71	0.10807	8.82E-04	9.5E-05	1.05E-03	9.96E-08	0.84	1.57E-01	1.31E-08	1.0E+06	1.3E-02
72	11.14512	8.82E-04	9.8E-03	1.05E-03	1.03E-05	0.84	1.57E-01	1.35E-06	1.0E+06	1.4E+00
73	10.47273	8.82E-04	9.2E-03	1.05E-03	9.65E-06	0.84	1.57E-01	1.27E-06	1.0E+06	1.3E+00
74	0.18085	8.82E-04	1.6E-04	1.05E-03	1.67E-07	0.84	1.57E-01	2.20E-08	1.0E+06	2.2E-02
75	0.16252	8.82E-04	1.4E-04	1.05E-03	1.50E-07	0.84	1.57E-01	1.97E-08	1.0E+06	2.0E-02
76	0.14406	8.82E-04	1.3E-04	1.05E-03	1.33E-07	0.84	1.57E-01	1.75E-08	1.0E+06	1.7E-02
77	0.12884	8.82E-04	1.1E-04	1.05E-03	1.19E-07	0.84	1.57E-01	1.56E-08	1.0E+06	1.6E-02
78	0.11975	8.82E-04	1.1E-04	1.05E-03	1.10E-07	0.84	1.57E-01	1.45E-08	1.0E+06	1.5E-02
79	14.42925	8.82E-04	1.3E-02	1.05E-03	1.33E-05	0.84	1.57E-01	1.75E-06	1.0E+06	1.8E+00
80	13.41924	8.82E-04	1.2E-02	1.05E-03	1.24E-05	0.84	1.57E-01	1.63E-06	1.0E+06	1.6E+00
81	0.19329	8.82E-04	1.7E-04	1.05E-03	1.78E-07	0.84	1.57E-01	2.35E-08	1.0E+06	2.3E-02
82	0.17575	8.82E-04	1.6E-04	1.05E-03	1.62E-07	0.84	1.57E-01	2.13E-08	1.0E+06	2.1E-02
83	0.16165	8.82E-04	1.4E-04	1.05E-03	1.49E-07	0.84	1.57E-01	1.96E-08	1.0E+06	2.0E-02
84	0.15127	8.82E-04	1.3E-04	1.05E-03	1.39E-07	0.84	1.57E-01	1.84E-08	1.0E+06	1.8E-02
85	0.13733	8.82E-04	1.2E-04	1.05E-03	1.27E-07	0.84	1.57E-01	1.67E-08	1.0E+06	1.7E-02
86	19.96002	8.82E-04	1.8E-02	1.05E-03	1.84E-05	0.84	1.57E-01	2.42E-06	1.0E+06	2.4E+00
87	17.78105	8.82E-04	1.6E-02	1.05E-03	1.64E-05	0.84	1.57E-01	2.16E-06	1.0E+06	2.2E+00
88	0.19432	8.82E-04	1.7E-04	1.05E-03	1.79E-07	0.84	1.57E-01	2.36E-08	1.0E+06	2.4E-02
89	5.58616	8.82E-04	4.9E-03	1.05E-03	5.15E-06	0.84	1.57E-01	6.78E-07	1.0E+06	6.8E-01
90	2.73112	8.82E-04	2.4E-03	1.05E-03	2.52E-06	0.84	1.57E-01	3.32E-07	1.0E+06	3.3E-01
91	3.86342	8.82E-04	3.4E-03	1.05E-03	3.56E-06	0.84	1.57E-01	4.69E-07	1.0E+06	4.7E-01
92	6.09692	8.82E-04	5.4E-03	1.05E-03	5.62E-06	0.84	1.57E-01	7.40E-07	1.0E+06	7.4E-01
93	1.97265	8.82E-04	1.7E-03	1.05E-03	1.82E-06	0.84	1.57E-01	2.40E-07	1.0E+06	2.4E-01

Ventura Ranch

P1- Building Construction

		Cancer Risk from Birth to 2 years								
Receptor #	Conc	g/sec	Cair	Dose Constant	Dose	ED	Risk Constant	Risk	Constant 2	Risk/ Million
94	2.56572	8.82E-04	2.3E-03	1.05E-03	2.37E-06	0.84	1.57E-01	3.12E-07	1.0E+06	3.1E-01
95	3.53423	8.82E-04	3.1E-03	1.05E-03	3.26E-06	0.84	1.57E-01	4.29E-07	1.0E+06	4.3E-01
96	5.67967	8.82E-04	5.0E-03	1.05E-03	5.24E-06	0.84	1.57E-01	6.90E-07	1.0E+06	6.9E-01
97	10.78454	8.82E-04	9.5E-03	1.05E-03	9.94E-06	0.84	1.57E-01	1.31E-06	1.0E+06	1.3E+00
98	18.33125	8.82E-04	1.6E-02	1.05E-03	1.69E-05	0.84	1.57E-01	2.23E-06	1.0E+06	2.2E+00
99	1.40703	8.82E-04	1.2E-03	1.05E-03	1.30E-06	0.84	1.57E-01	1.71E-07	1.0E+06	1.7E-01
100	1.72642	8.82E-04	1.5E-03	1.05E-03	1.59E-06	0.84	1.57E-01	2.10E-07	1.0E+06	2.1E-01
101	2.21664	8.82E-04	2.0E-03	1.05E-03	2.04E-06	0.84	1.57E-01	2.69E-07	1.0E+06	2.7E-01
102	3.15092	8.82E-04	2.8E-03	1.05E-03	2.90E-06	0.84	1.57E-01	3.83E-07	1.0E+06	3.8E-01
103	4.87901	8.82E-04	4.3E-03	1.05E-03	4.50E-06	0.84	1.57E-01	5.93E-07	1.0E+06	5.9E-01
104	7.74223	8.82E-04	6.8E-03	1.05E-03	7.14E-06	0.84	1.57E-01	9.40E-07	1.0E+06	9.4E-01
105	11.47615	8.82E-04	1.0E-02	1.05E-03	1.06E-05	0.84	1.57E-01	1.39E-06	1.0E+06	1.4E+00
106	15.02884	8.82E-04	1.3E-02	1.05E-03	1.39E-05	0.84	1.57E-01	1.83E-06	1.0E+06	1.8E+00
107	17.30465	8.82E-04	1.5E-02	1.05E-03	1.60E-05	0.84	1.57E-01	2.10E-06	1.0E+06	2.1E+00
108	16.00399	8.82E-04	1.4E-02	1.05E-03	1.48E-05	0.84	1.57E-01	1.94E-06	1.0E+06	1.9E+00
109	1.02265	8.82E-04	9.0E-04	1.05E-03	9.43E-07	0.84	1.57E-01	1.24E-07	1.0E+06	1.2E-01
110	1.21587	8.82E-04	1.1E-03	1.05E-03	1.12E-06	0.84	1.57E-01	1.48E-07	1.0E+06	1.5E-01
111	1.52088	8.82E-04	1.3E-03	1.05E-03	1.40E-06	0.84	1.57E-01	1.85E-07	1.0E+06	1.8E-01
112	2.05758	8.82E-04	1.8E-03	1.05E-03	1.90E-06	0.84	1.57E-01	2.50E-07	1.0E+06	2.5E-01
113	2.83873	8.82E-04	2.5E-03	1.05E-03	2.62E-06	0.84	1.57E-01	3.45E-07	1.0E+06	3.4E-01
114	3.96065	8.82E-04	3.5E-03	1.05E-03	3.65E-06	0.84	1.57E-01	4.81E-07	1.0E+06	4.8E-01
115	5.45581	8.82E-04	4.8E-03	1.05E-03	5.03E-06	0.84	1.57E-01	6.63E-07	1.0E+06	6.6E-01
116	7.07845	8.82E-04	6.2E-03	1.05E-03	6.53E-06	0.84	1.57E-01	8.60E-07	1.0E+06	8.6E-01
117	8.21985	8.82E-04	7.2E-03	1.05E-03	7.58E-06	0.84	1.57E-01	9.98E-07	1.0E+06	1.0E+00
118	8.64919	8.82E-04	7.6E-03	1.05E-03	7.97E-06	0.84	1.57E-01	1.05E-06	1.0E+06	1.1E+00
119	8.24224	8.82E-04	7.3E-03	1.05E-03	7.60E-06	0.84	1.57E-01	1.00E-06	1.0E+06	1.0E+00
120	7.33529	8.82E-04	6.5E-03	1.05E-03	6.76E-06	0.84	1.57E-01	8.91E-07	1.0E+06	8.9E-01
121	6.31894	8.82E-04	5.6E-03	1.05E-03	5.83E-06	0.84	1.57E-01	7.67E-07	1.0E+06	7.7E-01
122	5.31636	8.82E-04	4.7E-03	1.05E-03	4.90E-06	0.84	1.57E-01	6.46E-07	1.0E+06	6.5E-01
123	0.77027	8.82E-04	6.8E-04	1.05E-03	7.10E-07	0.84	1.57E-01	9.35E-08	1.0E+06	9.4E-02
124	0.9027	8.82E-04	8.0E-04	1.05E-03	8.32E-07	0.84	1.57E-01	1.10E-07	1.0E+06	1.1E-01

Ventura Ranch

P1- Building Construction

		Cancer Risk from Birth to 2 years								
Receptor #	Conc	g/sec	Cair	Dose Constant	Dose	ED	Risk Constant	Risk	Constant 2	Risk/ Million
125	1.10692	8.82E-04	9.8E-04	1.05E-03	1.02E-06	0.84	1.57E-01	1.34E-07	1.0E+06	1.3E-01
126	1.42733	8.82E-04	1.3E-03	1.05E-03	1.32E-06	0.84	1.57E-01	1.73E-07	1.0E+06	1.7E-01
127	1.85187	8.82E-04	1.6E-03	1.05E-03	1.71E-06	0.84	1.57E-01	2.25E-07	1.0E+06	2.2E-01
128	2.42348	8.82E-04	2.1E-03	1.05E-03	2.23E-06	0.84	1.57E-01	2.94E-07	1.0E+06	2.9E-01
129	3.06841	8.82E-04	2.7E-03	1.05E-03	2.83E-06	0.84	1.57E-01	3.73E-07	1.0E+06	3.7E-01
130	3.77008	8.82E-04	3.3E-03	1.05E-03	3.48E-06	0.84	1.57E-01	4.58E-07	1.0E+06	4.6E-01
131	4.48546	8.82E-04	4.0E-03	1.05E-03	4.13E-06	0.84	1.57E-01	5.45E-07	1.0E+06	5.4E-01
132	4.92145	8.82E-04	4.3E-03	1.05E-03	4.54E-06	0.84	1.57E-01	5.98E-07	1.0E+06	6.0E-01
133	5.12357	8.82E-04	4.5E-03	1.05E-03	4.72E-06	0.84	1.57E-01	6.22E-07	1.0E+06	6.2E-01
134	5.07869	8.82E-04	4.5E-03	1.05E-03	4.68E-06	0.84	1.57E-01	6.17E-07	1.0E+06	6.2E-01
135	4.76349	8.82E-04	4.2E-03	1.05E-03	4.39E-06	0.84	1.57E-01	5.79E-07	1.0E+06	5.8E-01
136	4.32716	8.82E-04	3.8E-03	1.05E-03	3.99E-06	0.84	1.57E-01	5.26E-07	1.0E+06	5.3E-01
137	3.8545	8.82E-04	3.4E-03	1.05E-03	3.55E-06	0.84	1.57E-01	4.68E-07	1.0E+06	4.7E-01
138	3.36493	8.82E-04	3.0E-03	1.05E-03	3.10E-06	0.84	1.57E-01	4.09E-07	1.0E+06	4.1E-01
139	0.60238	8.82E-04	5.3E-04	1.05E-03	5.55E-07	0.84	1.57E-01	7.32E-08	1.0E+06	7.3E-02
140	0.70002	8.82E-04	6.2E-04	1.05E-03	6.45E-07	0.84	1.57E-01	8.50E-08	1.0E+06	8.5E-02
141	0.84296	8.82E-04	7.4E-04	1.05E-03	7.77E-07	0.84	1.57E-01	1.02E-07	1.0E+06	1.0E-01
142	1.04818	8.82E-04	9.2E-04	1.05E-03	9.66E-07	0.84	1.57E-01	1.27E-07	1.0E+06	1.3E-01
143	1.30765	8.82E-04	1.2E-03	1.05E-03	1.21E-06	0.84	1.57E-01	1.59E-07	1.0E+06	1.6E-01
144	1.63798	8.82E-04	1.4E-03	1.05E-03	1.51E-06	0.84	1.57E-01	1.99E-07	1.0E+06	2.0E-01
145	1.95005	8.82E-04	1.7E-03	1.05E-03	1.80E-06	0.84	1.57E-01	2.37E-07	1.0E+06	2.4E-01
146	2.34125	8.82E-04	2.1E-03	1.05E-03	2.16E-06	0.84	1.57E-01	2.84E-07	1.0E+06	2.8E-01
147	2.73722	8.82E-04	2.4E-03	1.05E-03	2.52E-06	0.84	1.57E-01	3.32E-07	1.0E+06	3.3E-01
148	2.99289	8.82E-04	2.6E-03	1.05E-03	2.76E-06	0.84	1.57E-01	3.63E-07	1.0E+06	3.6E-01
149	3.19398	8.82E-04	2.8E-03	1.05E-03	2.94E-06	0.84	1.57E-01	3.88E-07	1.0E+06	3.9E-01
150	3.36919	8.82E-04	3.0E-03	1.05E-03	3.11E-06	0.84	1.57E-01	4.09E-07	1.0E+06	4.1E-01
151	3.3483	8.82E-04	3.0E-03	1.05E-03	3.09E-06	0.84	1.57E-01	4.07E-07	1.0E+06	4.1E-01
152	3.221	8.82E-04	2.8E-03	1.05E-03	2.97E-06	0.84	1.57E-01	3.91E-07	1.0E+06	3.9E-01
153	3.08017	8.82E-04	2.7E-03	1.05E-03	2.84E-06	0.84	1.57E-01	3.74E-07	1.0E+06	3.7E-01
154	2.83433	8.82E-04	2.5E-03	1.05E-03	2.61E-06	0.84	1.57E-01	3.44E-07	1.0E+06	3.4E-01
155	0.48669	8.82E-04	4.3E-04	1.05E-03	4.49E-07	0.84	1.57E-01	5.91E-08	1.0E+06	5.9E-02

Ventura Ranch

P1- Building Construction

		Cancer Risk from Birth to 2 years								
Receptor #	Conc	g/sec	Cair	Dose Constant	Dose	ED	Risk Constant	Risk	Constant 2	Risk/ Million
156	0.56186	8.82E-04	5.0E-04	1.05E-03	5.18E-07	0.84	1.57E-01	6.82E-08	1.0E+06	6.8E-02
157	0.66612	8.82E-04	5.9E-04	1.05E-03	6.14E-07	0.84	1.57E-01	8.09E-08	1.0E+06	8.1E-02
158	0.80553	8.82E-04	7.1E-04	1.05E-03	7.43E-07	0.84	1.57E-01	9.78E-08	1.0E+06	9.8E-02
159	0.97599	8.82E-04	8.6E-04	1.05E-03	9.00E-07	0.84	1.57E-01	1.19E-07	1.0E+06	1.2E-01
160	1.18148	8.82E-04	1.0E-03	1.05E-03	1.09E-06	0.84	1.57E-01	1.43E-07	1.0E+06	1.4E-01
161	1.35449	8.82E-04	1.2E-03	1.05E-03	1.25E-06	0.84	1.57E-01	1.64E-07	1.0E+06	1.6E-01
162	1.58624	8.82E-04	1.4E-03	1.05E-03	1.46E-06	0.84	1.57E-01	1.93E-07	1.0E+06	1.9E-01
163	1.82357	8.82E-04	1.6E-03	1.05E-03	1.68E-06	0.84	1.57E-01	2.21E-07	1.0E+06	2.2E-01
164	1.9657	8.82E-04	1.7E-03	1.05E-03	1.81E-06	0.84	1.57E-01	2.39E-07	1.0E+06	2.4E-01
165	2.12782	8.82E-04	1.9E-03	1.05E-03	1.96E-06	0.84	1.57E-01	2.58E-07	1.0E+06	2.6E-01
166	2.28958	8.82E-04	2.0E-03	1.05E-03	2.11E-06	0.84	1.57E-01	2.78E-07	1.0E+06	2.8E-01
167	2.34558	8.82E-04	2.1E-03	1.05E-03	2.16E-06	0.84	1.57E-01	2.85E-07	1.0E+06	2.8E-01
168	2.32544	8.82E-04	2.1E-03	1.05E-03	2.14E-06	0.84	1.57E-01	2.82E-07	1.0E+06	2.8E-01
169	2.3284	8.82E-04	2.1E-03	1.05E-03	2.15E-06	0.84	1.57E-01	2.83E-07	1.0E+06	2.8E-01
170	2.2385	8.82E-04	2.0E-03	1.05E-03	2.06E-06	0.84	1.57E-01	2.72E-07	1.0E+06	2.7E-01
171	0.40425	8.82E-04	3.6E-04	1.05E-03	3.73E-07	0.84	1.57E-01	4.91E-08	1.0E+06	4.9E-02
172	0.46345	8.82E-04	4.1E-04	1.05E-03	4.27E-07	0.84	1.57E-01	5.63E-08	1.0E+06	5.6E-02
173	0.54162	8.82E-04	4.8E-04	1.05E-03	4.99E-07	0.84	1.57E-01	6.58E-08	1.0E+06	6.6E-02
174	0.64045	8.82E-04	5.6E-04	1.05E-03	5.90E-07	0.84	1.57E-01	7.78E-08	1.0E+06	7.8E-02
175	0.75749	8.82E-04	6.7E-04	1.05E-03	6.98E-07	0.84	1.57E-01	9.20E-08	1.0E+06	9.2E-02
176	0.89303	8.82E-04	7.9E-04	1.05E-03	8.23E-07	0.84	1.57E-01	1.08E-07	1.0E+06	1.1E-01
177	0.99575	8.82E-04	8.8E-04	1.05E-03	9.18E-07	0.84	1.57E-01	1.21E-07	1.0E+06	1.2E-01
178	1.14103	8.82E-04	1.0E-03	1.05E-03	1.05E-06	0.84	1.57E-01	1.39E-07	1.0E+06	1.4E-01
179	1.29133	8.82E-04	1.1E-03	1.05E-03	1.19E-06	0.84	1.57E-01	1.57E-07	1.0E+06	1.6E-01
180	1.37839	8.82E-04	1.2E-03	1.05E-03	1.27E-06	0.84	1.57E-01	1.67E-07	1.0E+06	1.7E-01
181	1.4851	8.82E-04	1.3E-03	1.05E-03	1.37E-06	0.84	1.57E-01	1.80E-07	1.0E+06	1.8E-01
182	1.60714	8.82E-04	1.4E-03	1.05E-03	1.48E-06	0.84	1.57E-01	1.95E-07	1.0E+06	2.0E-01
183	1.66929	8.82E-04	1.5E-03	1.05E-03	1.54E-06	0.84	1.57E-01	2.03E-07	1.0E+06	2.0E-01
184	1.68011	8.82E-04	1.5E-03	1.05E-03	1.55E-06	0.84	1.57E-01	2.04E-07	1.0E+06	2.0E-01
185	1.72803	8.82E-04	1.5E-03	1.05E-03	1.59E-06	0.84	1.57E-01	2.10E-07	1.0E+06	2.1E-01
186	1.71208	8.82E-04	1.5E-03	1.05E-03	1.58E-06	0.84	1.57E-01	2.08E-07	1.0E+06	2.1E-01

Ventura Ranch

P1- Building Construction

		Cancer Risk from Birth to 2 years								
Receptor #	Conc	g/sec	Cair	Dose Constant	Dose	ED	Risk Constant	Risk	Constant 2	Risk/ Million
187	0.34309	8.82E-04	3.0E-04	1.05E-03	3.16E-07	0.84	1.57E-01	4.17E-08	1.0E+06	4.2E-02
188	0.39049	8.82E-04	3.4E-04	1.05E-03	3.60E-07	0.84	1.57E-01	4.74E-08	1.0E+06	4.7E-02
189	0.45038	8.82E-04	4.0E-04	1.05E-03	4.15E-07	0.84	1.57E-01	5.47E-08	1.0E+06	5.5E-02
190	0.51886	8.82E-04	4.6E-04	1.05E-03	4.78E-07	0.84	1.57E-01	6.30E-08	1.0E+06	6.3E-02
191	0.60312	8.82E-04	5.3E-04	1.05E-03	5.56E-07	0.84	1.57E-01	7.32E-08	1.0E+06	7.3E-02
192	0.69197	8.82E-04	6.1E-04	1.05E-03	6.38E-07	0.84	1.57E-01	8.40E-08	1.0E+06	8.4E-02
193	0.76	8.82E-04	6.7E-04	1.05E-03	7.01E-07	0.84	1.57E-01	9.23E-08	1.0E+06	9.2E-02
194	0.85652	8.82E-04	7.6E-04	1.05E-03	7.90E-07	0.84	1.57E-01	1.04E-07	1.0E+06	1.0E-01
195	0.95846	8.82E-04	8.5E-04	1.05E-03	8.84E-07	0.84	1.57E-01	1.16E-07	1.0E+06	1.2E-01
196	1.0139	8.82E-04	8.9E-04	1.05E-03	9.35E-07	0.84	1.57E-01	1.23E-07	1.0E+06	1.2E-01
197	1.08763	8.82E-04	9.6E-04	1.05E-03	1.00E-06	0.84	1.57E-01	1.32E-07	1.0E+06	1.3E-01
198	1.17617	8.82E-04	1.0E-03	1.05E-03	1.08E-06	0.84	1.57E-01	1.43E-07	1.0E+06	1.4E-01
199	1.22747	8.82E-04	1.1E-03	1.05E-03	1.13E-06	0.84	1.57E-01	1.49E-07	1.0E+06	1.5E-01
200	1.23414	8.82E-04	1.1E-03	1.05E-03	1.14E-06	0.84	1.57E-01	1.50E-07	1.0E+06	1.5E-01
201	1.29005	8.82E-04	1.1E-03	1.05E-03	1.19E-06	0.84	1.57E-01	1.57E-07	1.0E+06	1.6E-01
202	1.3037	8.82E-04	1.1E-03	1.05E-03	1.20E-06	0.84	1.57E-01	1.58E-07	1.0E+06	1.6E-01
203	0.29612	8.82E-04	2.6E-04	1.05E-03	2.73E-07	0.84	1.57E-01	3.60E-08	1.0E+06	3.6E-02
204	0.33441	8.82E-04	2.9E-04	1.05E-03	3.08E-07	0.84	1.57E-01	4.06E-08	1.0E+06	4.1E-02
205	0.38095	8.82E-04	3.4E-04	1.05E-03	3.51E-07	0.84	1.57E-01	4.63E-08	1.0E+06	4.6E-02
206	0.42879	8.82E-04	3.8E-04	1.05E-03	3.95E-07	0.84	1.57E-01	5.21E-08	1.0E+06	5.2E-02
207	0.48769	8.82E-04	4.3E-04	1.05E-03	4.50E-07	0.84	1.57E-01	5.92E-08	1.0E+06	5.9E-02
208	0.55136	8.82E-04	4.9E-04	1.05E-03	5.08E-07	0.84	1.57E-01	6.70E-08	1.0E+06	6.7E-02
209	0.59464	8.82E-04	5.2E-04	1.05E-03	5.48E-07	0.84	1.57E-01	7.22E-08	1.0E+06	7.2E-02
210	0.65492	8.82E-04	5.8E-04	1.05E-03	6.04E-07	0.84	1.57E-01	7.95E-08	1.0E+06	8.0E-02
211	0.72231	8.82E-04	6.4E-04	1.05E-03	6.66E-07	0.84	1.57E-01	8.77E-08	1.0E+06	8.8E-02
212	0.77547	8.82E-04	6.8E-04	1.05E-03	7.15E-07	0.84	1.57E-01	9.42E-08	1.0E+06	9.4E-02
213	0.83124	8.82E-04	7.3E-04	1.05E-03	7.66E-07	0.84	1.57E-01	1.01E-07	1.0E+06	1.0E-01
214	0.89627	8.82E-04	7.9E-04	1.05E-03	8.26E-07	0.84	1.57E-01	1.09E-07	1.0E+06	1.1E-01
215	0.93289	8.82E-04	8.2E-04	1.05E-03	8.60E-07	0.84	1.57E-01	1.13E-07	1.0E+06	1.1E-01
216	0.93238	8.82E-04	8.2E-04	1.05E-03	8.60E-07	0.84	1.57E-01	1.13E-07	1.0E+06	1.1E-01
217	0.97996	8.82E-04	8.6E-04	1.05E-03	9.03E-07	0.84	1.57E-01	1.19E-07	1.0E+06	1.2E-01

Ventura Ranch

P1- Building Construction

		Cancer Risk from Birth to 2 years								
Receptor #	Conc	g/sec	Cair	Dose Constant	Dose	ED	Risk Constant	Risk	Constant 2	Risk/ Million
218	1.00549	8.82E-04	8.9E-04	1.05E-03	9.27E-07	0.84	1.57E-01	1.22E-07	1.0E+06	1.2E-01
219	0.25902	8.82E-04	2.3E-04	1.05E-03	2.39E-07	0.84	1.57E-01	3.15E-08	1.0E+06	3.1E-02
220	0.29016	8.82E-04	2.6E-04	1.05E-03	2.67E-07	0.84	1.57E-01	3.52E-08	1.0E+06	3.5E-02
221	0.3268	8.82E-04	2.9E-04	1.05E-03	3.01E-07	0.84	1.57E-01	3.97E-08	1.0E+06	4.0E-02
222	0.36076	8.82E-04	3.2E-04	1.05E-03	3.33E-07	0.84	1.57E-01	4.38E-08	1.0E+06	4.4E-02
223	0.40319	8.82E-04	3.6E-04	1.05E-03	3.72E-07	0.84	1.57E-01	4.90E-08	1.0E+06	4.9E-02
224	0.44897	8.82E-04	4.0E-04	1.05E-03	4.14E-07	0.84	1.57E-01	5.45E-08	1.0E+06	5.5E-02
225	0.48298	8.82E-04	4.3E-04	1.05E-03	4.45E-07	0.84	1.57E-01	5.87E-08	1.0E+06	5.9E-02
226	0.52133	8.82E-04	4.6E-04	1.05E-03	4.81E-07	0.84	1.57E-01	6.33E-08	1.0E+06	6.3E-02
227	0.5691	8.82E-04	5.0E-04	1.05E-03	5.25E-07	0.84	1.57E-01	6.91E-08	1.0E+06	6.9E-02
228	0.6102	8.82E-04	5.4E-04	1.05E-03	5.63E-07	0.84	1.57E-01	7.41E-08	1.0E+06	7.4E-02
229	0.65676	8.82E-04	5.8E-04	1.05E-03	6.05E-07	0.84	1.57E-01	7.98E-08	1.0E+06	8.0E-02
230	0.7033	8.82E-04	6.2E-04	1.05E-03	6.48E-07	0.84	1.57E-01	8.54E-08	1.0E+06	8.5E-02
231	0.71448	8.82E-04	6.3E-04	1.05E-03	6.59E-07	0.84	1.57E-01	8.68E-08	1.0E+06	8.7E-02
232	0.72367	8.82E-04	6.4E-04	1.05E-03	6.67E-07	0.84	1.57E-01	8.79E-08	1.0E+06	8.8E-02
233	0.76263	8.82E-04	6.7E-04	1.05E-03	7.03E-07	0.84	1.57E-01	9.26E-08	1.0E+06	9.3E-02
234	0.78444	8.82E-04	6.9E-04	1.05E-03	7.23E-07	0.84	1.57E-01	9.53E-08	1.0E+06	9.5E-02
235	0.22899	8.82E-04	2.0E-04	1.05E-03	2.11E-07	0.84	1.57E-01	2.78E-08	1.0E+06	2.8E-02
236	0.25449	8.82E-04	2.2E-04	1.05E-03	2.35E-07	0.84	1.57E-01	3.09E-08	1.0E+06	3.1E-02
237	0.28362	8.82E-04	2.5E-04	1.05E-03	2.61E-07	0.84	1.57E-01	3.44E-08	1.0E+06	3.4E-02
238	0.3088	8.82E-04	2.7E-04	1.05E-03	2.85E-07	0.84	1.57E-01	3.75E-08	1.0E+06	3.8E-02
239	0.33903	8.82E-04	3.0E-04	1.05E-03	3.13E-07	0.84	1.57E-01	4.12E-08	1.0E+06	4.1E-02
240	0.37433	8.82E-04	3.3E-04	1.05E-03	3.45E-07	0.84	1.57E-01	4.55E-08	1.0E+06	4.5E-02
241	0.40299	8.82E-04	3.6E-04	1.05E-03	3.71E-07	0.84	1.57E-01	4.89E-08	1.0E+06	4.9E-02
242	0.42425	8.82E-04	3.7E-04	1.05E-03	3.91E-07	0.84	1.57E-01	5.15E-08	1.0E+06	5.2E-02
243	0.4611	8.82E-04	4.1E-04	1.05E-03	4.25E-07	0.84	1.57E-01	5.60E-08	1.0E+06	5.6E-02
244	0.49341	8.82E-04	4.4E-04	1.05E-03	4.55E-07	0.84	1.57E-01	5.99E-08	1.0E+06	6.0E-02
245	0.53044	8.82E-04	4.7E-04	1.05E-03	4.89E-07	0.84	1.57E-01	6.44E-08	1.0E+06	6.4E-02
246	0.56472	8.82E-04	5.0E-04	1.05E-03	5.21E-07	0.84	1.57E-01	6.86E-08	1.0E+06	6.9E-02
247	0.55389	8.82E-04	4.9E-04	1.05E-03	5.11E-07	0.84	1.57E-01	6.73E-08	1.0E+06	6.7E-02
248	0.57886	8.82E-04	5.1E-04	1.05E-03	5.34E-07	0.84	1.57E-01	7.03E-08	1.0E+06	7.0E-02

Ventura Ranch

P1- Building Construction

		Cancer Risk from Birth to 2 years								
Receptor #	Conc	g/sec	Cair	Dose Constant	Dose	ED	Risk Constant	Risk	Constant 2	Risk/ Million
249	0.60599	8.82E-04	5.3E-04	1.05E-03	5.59E-07	0.84	1.57E-01	7.36E-08	1.0E+06	7.4E-02
250	0.62346	8.82E-04	5.5E-04	1.05E-03	5.75E-07	0.84	1.57E-01	7.57E-08	1.0E+06	7.6E-02
251	0.20422	8.82E-04	1.8E-04	1.05E-03	1.88E-07	0.84	1.57E-01	2.48E-08	1.0E+06	2.5E-02
252	0.2252	8.82E-04	2.0E-04	1.05E-03	2.08E-07	0.84	1.57E-01	2.73E-08	1.0E+06	2.7E-02
253	0.24858	8.82E-04	2.2E-04	1.05E-03	2.29E-07	0.84	1.57E-01	3.02E-08	1.0E+06	3.0E-02
254	0.26919	8.82E-04	2.4E-04	1.05E-03	2.48E-07	0.84	1.57E-01	3.27E-08	1.0E+06	3.3E-02
255	0.28964	8.82E-04	2.6E-04	1.05E-03	2.67E-07	0.84	1.57E-01	3.52E-08	1.0E+06	3.5E-02
256	0.31773	8.82E-04	2.8E-04	1.05E-03	2.93E-07	0.84	1.57E-01	3.86E-08	1.0E+06	3.9E-02
257	0.34169	8.82E-04	3.0E-04	1.05E-03	3.15E-07	0.84	1.57E-01	4.15E-08	1.0E+06	4.1E-02
258	0.35403	8.82E-04	3.1E-04	1.05E-03	3.26E-07	0.84	1.57E-01	4.30E-08	1.0E+06	4.3E-02
259	0.38033	8.82E-04	3.4E-04	1.05E-03	3.51E-07	0.84	1.57E-01	4.62E-08	1.0E+06	4.6E-02
260	0.40522	8.82E-04	3.6E-04	1.05E-03	3.74E-07	0.84	1.57E-01	4.92E-08	1.0E+06	4.9E-02
261	0.43266	8.82E-04	3.8E-04	1.05E-03	3.99E-07	0.84	1.57E-01	5.25E-08	1.0E+06	5.3E-02
262	0.46058	8.82E-04	4.1E-04	1.05E-03	4.25E-07	0.84	1.57E-01	5.59E-08	1.0E+06	5.6E-02
263	0.44907	8.82E-04	4.0E-04	1.05E-03	4.14E-07	0.84	1.57E-01	5.45E-08	1.0E+06	5.5E-02
264	0.47614	8.82E-04	4.2E-04	1.05E-03	4.39E-07	0.84	1.57E-01	5.78E-08	1.0E+06	5.8E-02
265	0.48656	8.82E-04	4.3E-04	1.05E-03	4.49E-07	0.84	1.57E-01	5.91E-08	1.0E+06	5.9E-02
266	0.49741	8.82E-04	4.4E-04	1.05E-03	4.59E-07	0.84	1.57E-01	6.04E-08	1.0E+06	6.0E-02
267	0.18346	8.82E-04	1.6E-04	1.05E-03	1.69E-07	0.84	1.57E-01	2.23E-08	1.0E+06	2.2E-02
268	0.20042	8.82E-04	1.8E-04	1.05E-03	1.85E-07	0.84	1.57E-01	2.43E-08	1.0E+06	2.4E-02
269	0.21959	8.82E-04	1.9E-04	1.05E-03	2.02E-07	0.84	1.57E-01	2.67E-08	1.0E+06	2.7E-02
270	0.23765	8.82E-04	2.1E-04	1.05E-03	2.19E-07	0.84	1.57E-01	2.89E-08	1.0E+06	2.9E-02
271	0.25296	8.82E-04	2.2E-04	1.05E-03	2.33E-07	0.84	1.57E-01	3.07E-08	1.0E+06	3.1E-02
272	0.27333	8.82E-04	2.4E-04	1.05E-03	2.52E-07	0.84	1.57E-01	3.32E-08	1.0E+06	3.3E-02
273	0.29255	8.82E-04	2.6E-04	1.05E-03	2.70E-07	0.84	1.57E-01	3.55E-08	1.0E+06	3.6E-02
274	0.30465	8.82E-04	2.7E-04	1.05E-03	2.81E-07	0.84	1.57E-01	3.70E-08	1.0E+06	3.7E-02
275	0.31833	8.82E-04	2.8E-04	1.05E-03	2.93E-07	0.84	1.57E-01	3.87E-08	1.0E+06	3.9E-02
276	0.33942	8.82E-04	3.0E-04	1.05E-03	3.13E-07	0.84	1.57E-01	4.12E-08	1.0E+06	4.1E-02
277	0.35321	8.82E-04	3.1E-04	1.05E-03	3.26E-07	0.84	1.57E-01	4.29E-08	1.0E+06	4.3E-02
278	0.36553	8.82E-04	3.2E-04	1.05E-03	3.37E-07	0.84	1.57E-01	4.44E-08	1.0E+06	4.4E-02
279	0.37984	8.82E-04	3.4E-04	1.05E-03	3.50E-07	0.84	1.57E-01	4.61E-08	1.0E+06	4.6E-02

Ventura Ranch

P1- Building Construction

		Cancer Risk from Birth to 2 years								
Receptor #	Conc	g/sec	Cair	Dose Constant	Dose	ED	Risk Constant	Risk	Constant 2	Risk/ Million
280	0.40051	8.82E-04	3.5E-04	1.05E-03	3.69E-07	0.84	1.57E-01	4.86E-08	1.0E+06	4.9E-02
281	0.40845	8.82E-04	3.6E-04	1.05E-03	3.77E-07	0.84	1.57E-01	4.96E-08	1.0E+06	5.0E-02
282	0.42108	8.82E-04	3.7E-04	1.05E-03	3.88E-07	0.84	1.57E-01	5.11E-08	1.0E+06	5.1E-02
283	0.16569	8.82E-04	1.5E-04	1.05E-03	1.53E-07	0.84	1.57E-01	2.01E-08	1.0E+06	2.0E-02
284	0.17942	8.82E-04	1.6E-04	1.05E-03	1.65E-07	0.84	1.57E-01	2.18E-08	1.0E+06	2.2E-02
285	0.19564	8.82E-04	1.7E-04	1.05E-03	1.80E-07	0.84	1.57E-01	2.38E-08	1.0E+06	2.4E-02
286	0.21068	8.82E-04	1.9E-04	1.05E-03	1.94E-07	0.84	1.57E-01	2.56E-08	1.0E+06	2.6E-02
287	0.22205	8.82E-04	2.0E-04	1.05E-03	2.05E-07	0.84	1.57E-01	2.70E-08	1.0E+06	2.7E-02
288	0.23767	8.82E-04	2.1E-04	1.05E-03	2.19E-07	0.84	1.57E-01	2.89E-08	1.0E+06	2.9E-02
289	0.25416	8.82E-04	2.2E-04	1.05E-03	2.34E-07	0.84	1.57E-01	3.09E-08	1.0E+06	3.1E-02
290	0.26678	8.82E-04	2.4E-04	1.05E-03	2.46E-07	0.84	1.57E-01	3.24E-08	1.0E+06	3.2E-02
291	0.27247	8.82E-04	2.4E-04	1.05E-03	2.51E-07	0.84	1.57E-01	3.31E-08	1.0E+06	3.3E-02
292	0.28858	8.82E-04	2.5E-04	1.05E-03	2.66E-07	0.84	1.57E-01	3.50E-08	1.0E+06	3.5E-02
293	0.29986	8.82E-04	2.6E-04	1.05E-03	2.76E-07	0.84	1.57E-01	3.64E-08	1.0E+06	3.6E-02
294	0.31225	8.82E-04	2.8E-04	1.05E-03	2.88E-07	0.84	1.57E-01	3.79E-08	1.0E+06	3.8E-02
295	0.32588	8.82E-04	2.9E-04	1.05E-03	3.00E-07	0.84	1.57E-01	3.96E-08	1.0E+06	4.0E-02
296	0.34097	8.82E-04	3.0E-04	1.05E-03	3.14E-07	0.84	1.57E-01	4.14E-08	1.0E+06	4.1E-02
297	0.35021	8.82E-04	3.1E-04	1.05E-03	3.23E-07	0.84	1.57E-01	4.25E-08	1.0E+06	4.3E-02
298	0.35888	8.82E-04	3.2E-04	1.05E-03	3.31E-07	0.84	1.57E-01	4.36E-08	1.0E+06	4.4E-02
299	0.16264	8.82E-04	1.4E-04	1.05E-03	1.50E-07	0.84	1.57E-01	1.98E-08	1.0E+06	2.0E-02
300	0.17535	8.82E-04	1.5E-04	1.05E-03	1.62E-07	0.84	1.57E-01	2.13E-08	1.0E+06	2.1E-02
301	0.18899	8.82E-04	1.7E-04	1.05E-03	1.74E-07	0.84	1.57E-01	2.30E-08	1.0E+06	2.3E-02
302	0.20091	8.82E-04	1.8E-04	1.05E-03	1.85E-07	0.84	1.57E-01	2.44E-08	1.0E+06	2.4E-02
303	0.21205	8.82E-04	1.9E-04	1.05E-03	1.95E-07	0.84	1.57E-01	2.58E-08	1.0E+06	2.6E-02
304	0.22301	8.82E-04	2.0E-04	1.05E-03	2.06E-07	0.84	1.57E-01	2.71E-08	1.0E+06	2.7E-02
305	0.23238	8.82E-04	2.0E-04	1.05E-03	2.14E-07	0.84	1.57E-01	2.82E-08	1.0E+06	2.8E-02
306	0.23956	8.82E-04	2.1E-04	1.05E-03	2.21E-07	0.84	1.57E-01	2.91E-08	1.0E+06	2.9E-02
307	0.24952	8.82E-04	2.2E-04	1.05E-03	2.30E-07	0.84	1.57E-01	3.03E-08	1.0E+06	3.0E-02
308	0.25972	8.82E-04	2.3E-04	1.05E-03	2.39E-07	0.84	1.57E-01	3.15E-08	1.0E+06	3.2E-02

Ventura Ranch

P1- Building Construction

		Cancer Risk from Birth to 2 years								
Receptor #	Conc	g/sec	Cair	Dose Constant	Dose	ED	Risk Constant	Risk	Constant 2	Risk/ Million
309	0.26771	8.82E-04	2.4E-04	1.05E-03	2.47E-07	0.84	1.57E-01	3.25E-08	1.0E+06	3.3E-02
310	0.27971	8.82E-04	2.5E-04	1.05E-03	2.58E-07	0.84	1.57E-01	3.40E-08	1.0E+06	3.4E-02
311	0.29515	8.82E-04	2.6E-04	1.05E-03	2.72E-07	0.84	1.57E-01	3.58E-08	1.0E+06	3.6E-02
312	0.30815	8.82E-04	2.7E-04	1.05E-03	2.84E-07	0.84	1.57E-01	3.74E-08	1.0E+06	3.7E-02
313	0.30741	8.82E-04	2.7E-04	1.05E-03	2.83E-07	0.84	1.57E-01	3.73E-08	1.0E+06	3.7E-02
314	0.14773	8.82E-04	1.3E-04	1.05E-03	1.36E-07	0.84	1.57E-01	1.79E-08	1.0E+06	1.8E-02
315	0.15771	8.82E-04	1.4E-04	1.05E-03	1.45E-07	0.84	1.57E-01	1.92E-08	1.0E+06	1.9E-02
316	0.16978	8.82E-04	1.5E-04	1.05E-03	1.57E-07	0.84	1.57E-01	2.06E-08	1.0E+06	2.1E-02
317	0.18013	8.82E-04	1.6E-04	1.05E-03	1.66E-07	0.84	1.57E-01	2.19E-08	1.0E+06	2.2E-02
318	0.18661	8.82E-04	1.6E-04	1.05E-03	1.72E-07	0.84	1.57E-01	2.27E-08	1.0E+06	2.3E-02
319	0.19734	8.82E-04	1.7E-04	1.05E-03	1.82E-07	0.84	1.57E-01	2.40E-08	1.0E+06	2.4E-02
320	0.20642	8.82E-04	1.8E-04	1.05E-03	1.90E-07	0.84	1.57E-01	2.51E-08	1.0E+06	2.5E-02
321	0.20815	8.82E-04	1.8E-04	1.05E-03	1.92E-07	0.84	1.57E-01	2.53E-08	1.0E+06	2.5E-02
322	0.21828	8.82E-04	1.9E-04	1.05E-03	2.01E-07	0.84	1.57E-01	2.65E-08	1.0E+06	2.7E-02
323	0.22759	8.82E-04	2.0E-04	1.05E-03	2.10E-07	0.84	1.57E-01	2.76E-08	1.0E+06	2.8E-02
324	0.23451	8.82E-04	2.1E-04	1.05E-03	2.16E-07	0.84	1.57E-01	2.85E-08	1.0E+06	2.8E-02
325	0.24343	8.82E-04	2.1E-04	1.05E-03	2.24E-07	0.84	1.57E-01	2.96E-08	1.0E+06	3.0E-02
326	0.25726	8.82E-04	2.3E-04	1.05E-03	2.37E-07	0.84	1.57E-01	3.12E-08	1.0E+06	3.1E-02
327	0.26844	8.82E-04	2.4E-04	1.05E-03	2.47E-07	0.84	1.57E-01	3.26E-08	1.0E+06	3.3E-02
328	0.2656	8.82E-04	2.3E-04	1.05E-03	2.45E-07	0.84	1.57E-01	3.23E-08	1.0E+06	3.2E-02
329	0.13442	8.82E-04	1.2E-04	1.05E-03	1.24E-07	0.84	1.57E-01	1.63E-08	1.0E+06	1.6E-02
330	0.14286	8.82E-04	1.3E-04	1.05E-03	1.32E-07	0.84	1.57E-01	1.73E-08	1.0E+06	1.7E-02
331	0.15301	8.82E-04	1.3E-04	1.05E-03	1.41E-07	0.84	1.57E-01	1.86E-08	1.0E+06	1.9E-02
332	0.16206	8.82E-04	1.4E-04	1.05E-03	1.49E-07	0.84	1.57E-01	1.97E-08	1.0E+06	2.0E-02
333	0.16812	8.82E-04	1.5E-04	1.05E-03	1.55E-07	0.84	1.57E-01	2.04E-08	1.0E+06	2.0E-02
334	0.17683	8.82E-04	1.6E-04	1.05E-03	1.63E-07	0.84	1.57E-01	2.15E-08	1.0E+06	2.1E-02
335	0.18495	8.82E-04	1.6E-04	1.05E-03	1.70E-07	0.84	1.57E-01	2.25E-08	1.0E+06	2.2E-02
336	0.18656	8.82E-04	1.6E-04	1.05E-03	1.72E-07	0.84	1.57E-01	2.27E-08	1.0E+06	2.3E-02
337	0.19402	8.82E-04	1.7E-04	1.05E-03	1.79E-07	0.84	1.57E-01	2.36E-08	1.0E+06	2.4E-02
338	0.20267	8.82E-04	1.8E-04	1.05E-03	1.87E-07	0.84	1.57E-01	2.46E-08	1.0E+06	2.5E-02
339	0.20901	8.82E-04	1.8E-04	1.05E-03	1.93E-07	0.84	1.57E-01	2.54E-08	1.0E+06	2.5E-02

Ventura Ranch

P1- Building Construction

		Cancer Risk from Birth to 2 years								
Receptor #	Conc	g/sec	Cair	Dose Constant	Dose	ED	Risk Constant	Risk	Constant 2	Risk/ Million
340	0.2143	8.82E-04	1.9E-04	1.05E-03	1.98E-07	0.84	1.57E-01	2.60E-08	1.0E+06	2.6E-02
341	0.22607	8.82E-04	2.0E-04	1.05E-03	2.08E-07	0.84	1.57E-01	2.75E-08	1.0E+06	2.7E-02
342	0.23552	8.82E-04	2.1E-04	1.05E-03	2.17E-07	0.84	1.57E-01	2.86E-08	1.0E+06	2.9E-02
343	0.23175	8.82E-04	2.0E-04	1.05E-03	2.14E-07	0.84	1.57E-01	2.81E-08	1.0E+06	2.8E-02
344	0.22467	8.82E-04	2.0E-04	1.05E-03	2.07E-07	0.84	1.57E-01	2.73E-08	1.0E+06	2.7E-02
345	0.12279	8.82E-04	1.1E-04	1.05E-03	1.13E-07	0.84	1.57E-01	1.49E-08	1.0E+06	1.5E-02
346	0.13032	8.82E-04	1.1E-04	1.05E-03	1.20E-07	0.84	1.57E-01	1.58E-08	1.0E+06	1.6E-02
347	0.1389	8.82E-04	1.2E-04	1.05E-03	1.28E-07	0.84	1.57E-01	1.69E-08	1.0E+06	1.7E-02
348	0.1468	8.82E-04	1.3E-04	1.05E-03	1.35E-07	0.84	1.57E-01	1.78E-08	1.0E+06	1.8E-02
349	0.15283	8.82E-04	1.3E-04	1.05E-03	1.41E-07	0.84	1.57E-01	1.86E-08	1.0E+06	1.9E-02
350	0.15983	8.82E-04	1.4E-04	1.05E-03	1.47E-07	0.84	1.57E-01	1.94E-08	1.0E+06	1.9E-02
351	0.16666	8.82E-04	1.5E-04	1.05E-03	1.54E-07	0.84	1.57E-01	2.02E-08	1.0E+06	2.0E-02
352	0.16975	8.82E-04	1.5E-04	1.05E-03	1.56E-07	0.84	1.57E-01	2.06E-08	1.0E+06	2.1E-02
353	0.17455	8.82E-04	1.5E-04	1.05E-03	1.61E-07	0.84	1.57E-01	2.12E-08	1.0E+06	2.1E-02
354	0.18196	8.82E-04	1.6E-04	1.05E-03	1.68E-07	0.84	1.57E-01	2.21E-08	1.0E+06	2.2E-02
355	0.18752	8.82E-04	1.7E-04	1.05E-03	1.73E-07	0.84	1.57E-01	2.28E-08	1.0E+06	2.3E-02
356	0.19039	8.82E-04	1.7E-04	1.05E-03	1.76E-07	0.84	1.57E-01	2.31E-08	1.0E+06	2.3E-02
357	0.20055	8.82E-04	1.8E-04	1.05E-03	1.85E-07	0.84	1.57E-01	2.44E-08	1.0E+06	2.4E-02
358	0.20868	8.82E-04	1.8E-04	1.05E-03	1.92E-07	0.84	1.57E-01	2.53E-08	1.0E+06	2.5E-02
359	0.20779	8.82E-04	1.8E-04	1.05E-03	1.92E-07	0.84	1.57E-01	2.52E-08	1.0E+06	2.5E-02
360	0.19683	8.82E-04	1.7E-04	1.05E-03	1.81E-07	0.84	1.57E-01	2.39E-08	1.0E+06	2.4E-02

Ventura Ranch

P1- Building Construction

Max Cancer Risk Cancer Risk	
Receptor #	**Total Risk/ Million**
1	2.0E-01
2	1.7E-01
3	1.5E-01
4	1.2E-01
5	1.0E-01
6	8.2E-02
7	6.7E-02
8	5.5E-02
9	4.5E-02
10	3.7E-02
11	3.1E-02
12	2.6E-02
13	2.2E-02
14	1.7E-02
15	1.5E-02
16	1.4E-02
17	1.2E-02
18	1.1E-02
19	9.4E-03
20	8.5E-03
21	7.5E-03
22	6.9E-02
23	5.6E-02
24	4.6E-02
25	3.8E-02
26	3.1E-02
27	2.6E-02
28	2.0E-02
29	1.8E-02
30	1.6E-02
31	1.3E-02

Max	**Receptor #**	
2.424	86	Res

Chronic Non Cancer Risk	
REL	**HI Offroad**
5	2.93E-04
5	2.51E-04
5	2.11E-04
5	1.76E-04
5	1.45E-04
5	1.20E-04
5	9.77E-05
5	7.98E-05
5	6.56E-05
5	5.42E-05
5	4.51E-05
5	3.80E-05
5	3.25E-05
5	2.53E-05
5	2.22E-05
5	1.98E-05
5	1.70E-05
5	1.56E-05
5	1.37E-05
5	1.24E-05
5	1.09E-05
5	1.00E-04
5	8.11E-05
5	6.63E-05
5	5.46E-05
5	4.53E-05
5	3.81E-05
5	2.97E-05
5	2.56E-05
5	2.28E-05
5	1.95E-05

Max	**Receptor #**	
3.521E-03	86	Res

Ventura Ranch

P1- Building Construction

Max Cancer Risk Cancer Risk		*Chronic Non Cancer Risk*	
Receptor #	Total Risk/ Million	REL	HI Offroad
32	1.0E-02	5	1.52E-05
33	9.8E-03	5	1.43E-05
34	9.7E-03	5	1.40E-05
35	2.0E-02	5	2.88E-05
36	1.6E-02	5	2.33E-05
37	4.6E-01	5	6.63E-04
38	4.5E-01	5	6.49E-04
39	4.2E-01	5	6.06E-04
40	3.8E-01	5	5.45E-04
41	5.1E-01	5	7.45E-04
42	5.0E-01	5	7.32E-04
43	4.7E-01	5	6.84E-04
44	4.2E-01	5	6.15E-04
45	3.7E-01	5	5.34E-04
46	5.9E-02	5	8.62E-05
47	4.8E-02	5	6.90E-05
48	5.7E-01	5	8.31E-04
49	5.4E-01	5	7.81E-04
50	4.8E-01	5	6.99E-04
51	4.1E-01	5	5.97E-04
52	6.0E-02	5	8.77E-05
53	4.8E-02	5	6.99E-05
54	3.9E-02	5	5.68E-05
55	6.1E-01	5	8.87E-04
56	5.4E-01	5	7.91E-04
57	4.6E-01	5	6.68E-04
58	3.7E-01	5	5.40E-04
59	6.1E-02	5	8.93E-05
60	4.9E-02	5	7.09E-05
61	4.0E-02	5	5.76E-05
62	6.3E-02	5	9.11E-05

Ventura Ranch

P1- Building Construction

Max Cancer Risk Cancer Risk		*Chronic Non Cancer Risk*	
Receptor #	Total Risk/ Million	REL	HI Offroad
63	5.0E-02	5	7.22E-05
64	4.0E-02	5	5.87E-05
65	5.1E-02	5	7.37E-05
66	1.1E+00	5	1.57E-03
67	1.0E+00	5	1.49E-03
68	1.8E-02	5	2.68E-05
69	1.6E-02	5	2.35E-05
70	1.4E-02	5	2.09E-05
71	1.3E-02	5	1.91E-05
72	1.4E+00	5	1.97E-03
73	1.3E+00	5	1.85E-03
74	2.2E-02	5	3.19E-05
75	2.0E-02	5	2.87E-05
76	1.7E-02	5	2.54E-05
77	1.6E-02	5	2.27E-05
78	1.5E-02	5	2.11E-05
79	1.8E+00	5	2.55E-03
80	1.6E+00	5	2.37E-03
81	2.3E-02	5	3.41E-05
82	2.1E-02	5	3.10E-05
83	2.0E-02	5	2.85E-05
84	1.8E-02	5	2.67E-05
85	1.7E-02	5	2.42E-05
86	2.4E+00	5	3.52E-03
87	2.2E+00	5	3.14E-03
88	2.4E-02	5	3.43E-05
89	6.8E-01	5	9.85E-04
90	3.3E-01	5	4.82E-04
91	4.7E-01	5	6.81E-04
92	7.4E-01	5	1.08E-03
93	2.4E-01	5	3.48E-04

Ventura Ranch
P1- Building Construction

Max Cancer Risk Cancer Risk	
Receptor #	Total Risk/ Million
94	3.1E-01
95	4.3E-01
96	6.9E-01
97	1.3E+00
98	2.2E+00
99	1.7E-01
100	2.1E-01
101	2.7E-01
102	3.8E-01
103	5.9E-01
104	9.4E-01
105	1.4E+00
106	1.8E+00
107	2.1E+00
108	1.9E+00
109	1.2E-01
110	1.5E-01
111	1.8E-01
112	2.5E-01
113	3.4E-01
114	4.8E-01
115	6.6E-01
116	8.6E-01
117	1.0E+00
118	1.1E+00
119	1.0E+00
120	8.9E-01
121	7.7E-01
122	6.5E-01
123	9.4E-02
124	1.1E-01

Chronic Non Cancer Risk	
REL	HI Offroad
5	4.53E-04
5	6.23E-04
5	1.00E-03
5	1.90E-03
5	3.23E-03
5	2.48E-04
5	3.05E-04
5	3.91E-04
5	5.56E-04
5	8.61E-04
5	1.37E-03
5	2.02E-03
5	2.65E-03
5	3.05E-03
5	2.82E-03
5	1.80E-04
5	2.14E-04
5	2.68E-04
5	3.63E-04
5	5.01E-04
5	6.99E-04
5	9.62E-04
5	1.25E-03
5	1.45E-03
5	1.53E-03
5	1.45E-03
5	1.29E-03
5	1.11E-03
5	9.38E-04
5	1.36E-04
5	1.59E-04

Ventura Ranch
P1- Building Construction

Max Cancer Risk Cancer Risk		*Chronic Non Cancer Risk*	
Receptor #	Total Risk/ Million	REL	HI Offroad
125	1.3E-01	5	1.95E-04
126	1.7E-01	5	2.52E-04
127	2.2E-01	5	3.27E-04
128	2.9E-01	5	4.27E-04
129	3.7E-01	5	5.41E-04
130	4.6E-01	5	6.65E-04
131	5.4E-01	5	7.91E-04
132	6.0E-01	5	8.68E-04
133	6.2E-01	5	9.04E-04
134	6.2E-01	5	8.96E-04
135	5.8E-01	5	8.40E-04
136	5.3E-01	5	7.63E-04
137	4.7E-01	5	6.80E-04
138	4.1E-01	5	5.94E-04
139	7.3E-02	5	1.06E-04
140	8.5E-02	5	1.23E-04
141	1.0E-01	5	1.49E-04
142	1.3E-01	5	1.85E-04
143	1.6E-01	5	2.31E-04
144	2.0E-01	5	2.89E-04
145	2.4E-01	5	3.44E-04
146	2.8E-01	5	4.13E-04
147	3.3E-01	5	4.83E-04
148	3.6E-01	5	5.28E-04
149	3.9E-01	5	5.63E-04
150	4.1E-01	5	5.94E-04
151	4.1E-01	5	5.91E-04
152	3.9E-01	5	5.68E-04
153	3.7E-01	5	5.43E-04
154	3.4E-01	5	5.00E-04
155	5.9E-02	5	8.59E-05

Ventura Ranch
P1- Building Construction

Max Cancer Risk Cancer Risk		*Chronic Non Cancer Risk*	
Receptor #	Total Risk/ Million	REL	HI Offroad
156	6.8E-02	5	9.91E-05
157	8.1E-02	5	1.18E-04
158	9.8E-02	5	1.42E-04
159	1.2E-01	5	1.72E-04
160	1.4E-01	5	2.08E-04
161	1.6E-01	5	2.39E-04
162	1.9E-01	5	2.80E-04
163	2.2E-01	5	3.22E-04
164	2.4E-01	5	3.47E-04
165	2.6E-01	5	3.75E-04
166	2.8E-01	5	4.04E-04
167	2.8E-01	5	4.14E-04
168	2.8E-01	5	4.10E-04
169	2.8E-01	5	4.11E-04
170	2.7E-01	5	3.95E-04
171	4.9E-02	5	7.13E-05
172	5.6E-02	5	8.18E-05
173	6.6E-02	5	9.55E-05
174	7.8E-02	5	1.13E-04
175	9.2E-02	5	1.34E-04
176	1.1E-01	5	1.58E-04
177	1.2E-01	5	1.76E-04
178	1.4E-01	5	2.01E-04
179	1.6E-01	5	2.28E-04
180	1.7E-01	5	2.43E-04
181	1.8E-01	5	2.62E-04
182	2.0E-01	5	2.83E-04
183	2.0E-01	5	2.94E-04
184	2.0E-01	5	2.96E-04
185	2.1E-01	5	3.05E-04
186	2.1E-01	5	3.02E-04

Ventura Ranch
P1- Building Construction

Max Cancer Risk Cancer Risk		*Chronic Non Cancer Risk*	
Receptor #	Total Risk/ Million	REL	HI Offroad
187	4.2E-02	5	6.05E-05
188	4.7E-02	5	6.89E-05
189	5.5E-02	5	7.94E-05
190	6.3E-02	5	9.15E-05
191	7.3E-02	5	1.06E-04
192	8.4E-02	5	1.22E-04
193	9.2E-02	5	1.34E-04
194	1.0E-01	5	1.51E-04
195	1.2E-01	5	1.69E-04
196	1.2E-01	5	1.79E-04
197	1.3E-01	5	1.92E-04
198	1.4E-01	5	2.07E-04
199	1.5E-01	5	2.17E-04
200	1.5E-01	5	2.18E-04
201	1.6E-01	5	2.28E-04
202	1.6E-01	5	2.30E-04
203	3.6E-02	5	5.22E-05
204	4.1E-02	5	5.90E-05
205	4.6E-02	5	6.72E-05
206	5.2E-02	5	7.56E-05
207	5.9E-02	5	8.60E-05
208	6.7E-02	5	9.73E-05
209	7.2E-02	5	1.05E-04
210	8.0E-02	5	1.16E-04
211	8.8E-02	5	1.27E-04
212	9.4E-02	5	1.37E-04
213	1.0E-01	5	1.47E-04
214	1.1E-01	5	1.58E-04
215	1.1E-01	5	1.65E-04
216	1.1E-01	5	1.64E-04
217	1.2E-01	5	1.73E-04

Ventura Ranch
P1- Building Construction

Max Cancer Risk Cancer Risk		*Chronic Non Cancer Risk*	
Receptor #	Total Risk/ Million	REL	HI Offroad
218	1.2E-01	5	1.77E-04
219	3.1E-02	5	4.57E-05
220	3.5E-02	5	5.12E-05
221	4.0E-02	5	5.76E-05
222	4.4E-02	5	6.36E-05
223	4.9E-02	5	7.11E-05
224	5.5E-02	5	7.92E-05
225	5.9E-02	5	8.52E-05
226	6.3E-02	5	9.20E-05
227	6.9E-02	5	1.00E-04
228	7.4E-02	5	1.08E-04
229	8.0E-02	5	1.16E-04
230	8.5E-02	5	1.24E-04
231	8.7E-02	5	1.26E-04
232	8.8E-02	5	1.28E-04
233	9.3E-02	5	1.35E-04
234	9.5E-02	5	1.38E-04
235	2.8E-02	5	4.04E-05
236	3.1E-02	5	4.49E-05
237	3.4E-02	5	5.00E-05
238	3.8E-02	5	5.45E-05
239	4.1E-02	5	5.98E-05
240	4.5E-02	5	6.60E-05
241	4.9E-02	5	7.11E-05
242	5.2E-02	5	7.48E-05
243	5.6E-02	5	8.13E-05
244	6.0E-02	5	8.70E-05
245	6.4E-02	5	9.36E-05
246	6.9E-02	5	9.96E-05
247	6.7E-02	5	9.77E-05
248	7.0E-02	5	1.02E-04

Ventura Ranch
P1- Building Construction

Max Cancer Risk Cancer Risk	
Receptor #	Total Risk/ Million
249	7.4E-02
250	7.6E-02
251	2.5E-02
252	2.7E-02
253	3.0E-02
254	3.3E-02
255	3.5E-02
256	3.9E-02
257	4.1E-02
258	4.3E-02
259	4.6E-02
260	4.9E-02
261	5.3E-02
262	5.6E-02
263	5.5E-02
264	5.8E-02
265	5.9E-02
266	6.0E-02
267	2.2E-02
268	2.4E-02
269	2.7E-02
270	2.9E-02
271	3.1E-02
272	3.3E-02
273	3.6E-02
274	3.7E-02
275	3.9E-02
276	4.1E-02
277	4.3E-02
278	4.4E-02
279	4.6E-02

Chronic Non Cancer Risk	
REL	HI Offroad
5	1.07E-04
5	1.10E-04
5	3.60E-05
5	3.97E-05
5	4.38E-05
5	4.75E-05
5	5.11E-05
5	5.60E-05
5	6.03E-05
5	6.24E-05
5	6.71E-05
5	7.15E-05
5	7.63E-05
5	8.12E-05
5	7.92E-05
5	8.40E-05
5	8.58E-05
5	8.77E-05
5	3.24E-05
5	3.54E-05
5	3.87E-05
5	4.19E-05
5	4.46E-05
5	4.82E-05
5	5.16E-05
5	5.37E-05
5	5.62E-05
5	5.99E-05
5	6.23E-05
5	6.45E-05
5	6.70E-05

Ventura Ranch
P1- Building Construction

Max Cancer Risk Cancer Risk		*Chronic Non Cancer Risk*	
Receptor #	Total Risk/ Million	REL	HI Offroad
280	4.9E-02	5	7.06E-05
281	5.0E-02	5	7.20E-05
282	5.1E-02	5	7.43E-05
283	2.0E-02	5	2.92E-05
284	2.2E-02	5	3.16E-05
285	2.4E-02	5	3.45E-05
286	2.6E-02	5	3.72E-05
287	2.7E-02	5	3.92E-05
288	2.9E-02	5	4.19E-05
289	3.1E-02	5	4.48E-05
290	3.2E-02	5	4.71E-05
291	3.3E-02	5	4.81E-05
292	3.5E-02	5	5.09E-05
293	3.6E-02	5	5.29E-05
294	3.8E-02	5	5.51E-05
295	4.0E-02	5	5.75E-05
296	4.1E-02	5	6.01E-05
297	4.3E-02	5	6.18E-05
298	4.4E-02	5	6.33E-05
299	2.0E-02	5	2.87E-05
300	2.1E-02	5	3.09E-05
301	2.3E-02	5	3.33E-05
302	2.4E-02	5	3.54E-05
303	2.6E-02	5	3.74E-05
304	2.7E-02	5	3.93E-05
305	2.8E-02	5	4.10E-05
306	2.9E-02	5	4.23E-05
307	3.0E-02	5	4.40E-05
308	3.2E-02	5	4.58E-05

Ventura Ranch
P1- Building Construction

Max Cancer Risk Cancer Risk	
Receptor #	Total Risk/ Million
309	3.3E-02
310	3.4E-02
311	3.6E-02
312	3.7E-02
313	3.7E-02
314	1.8E-02
315	1.9E-02
316	2.1E-02
317	2.2E-02
318	2.3E-02
319	2.4E-02
320	2.5E-02
321	2.5E-02
322	2.7E-02
323	2.8E-02
324	2.8E-02
325	3.0E-02
326	3.1E-02
327	3.3E-02
328	3.2E-02
329	1.6E-02
330	1.7E-02
331	1.9E-02
332	2.0E-02
333	2.0E-02
334	2.1E-02
335	2.2E-02
336	2.3E-02
337	2.4E-02
338	2.5E-02
339	2.5E-02

Chronic Non Cancer Risk	
REL	HI Offroad
5	4.72E-05
5	4.93E-05
5	5.21E-05
5	5.44E-05
5	5.42E-05
5	2.61E-05
5	2.78E-05
5	2.99E-05
5	3.18E-05
5	3.29E-05
5	3.48E-05
5	3.64E-05
5	3.67E-05
5	3.85E-05
5	4.01E-05
5	4.14E-05
5	4.29E-05
5	4.54E-05
5	4.74E-05
5	4.69E-05
5	2.37E-05
5	2.52E-05
5	2.70E-05
5	2.86E-05
5	2.97E-05
5	3.12E-05
5	3.26E-05
5	3.29E-05
5	3.42E-05
5	3.58E-05
5	3.69E-05

Ventura Ranch

P1- Building Construction

Max Cancer Risk Cancer Risk		*Chronic Non Cancer Risk*	
Receptor #	Total Risk/ Million	REL	HI Offroad
340	2.6E-02	5	3.78E-05
341	2.7E-02	5	3.99E-05
342	2.9E-02	5	4.15E-05
343	2.8E-02	5	4.09E-05
344	2.7E-02	5	3.96E-05
345	1.5E-02	5	2.17E-05
346	1.6E-02	5	2.30E-05
347	1.7E-02	5	2.45E-05
348	1.8E-02	5	2.59E-05
349	1.9E-02	5	2.70E-05
350	1.9E-02	5	2.82E-05
351	2.0E-02	5	2.94E-05
352	2.1E-02	5	2.99E-05
353	2.1E-02	5	3.08E-05
354	2.2E-02	5	3.21E-05
355	2.3E-02	5	3.31E-05
356	2.3E-02	5	3.36E-05
357	2.4E-02	5	3.54E-05
358	2.5E-02	5	3.68E-05
359	2.5E-02	5	3.67E-05
360	2.4E-02	5	3.47E-05

Ventura Ranch

P1- Building Construction Haul or Vendor Risk

		Cancer Risk from Birth to 2 years								
Receptor #	Conc	g/sec	Cair	Dose Constant	Dose	ED	Risk Constant	Risk	Constant 2	Risk/ Million
1	0.27315	2.40E-06	6.5E-07	1.05E-03	6.84E-10	0.84	1.57E-01	9.01E-11	1.0E+06	9.0E-05
2	0.25932	2.40E-06	6.2E-07	1.05E-03	6.49E-10	0.84	1.57E-01	8.55E-11	1.0E+06	8.6E-05
3	0.24831	2.40E-06	5.9E-07	1.05E-03	6.22E-10	0.84	1.57E-01	8.19E-11	1.0E+06	8.2E-05
4	0.23859	2.40E-06	5.7E-07	1.05E-03	5.97E-10	0.84	1.57E-01	7.87E-11	1.0E+06	7.9E-05
5	0.22897	2.40E-06	5.5E-07	1.05E-03	5.73E-10	0.84	1.57E-01	7.55E-11	1.0E+06	7.6E-05
6	0.21609	2.40E-06	5.2E-07	1.05E-03	5.41E-10	0.84	1.57E-01	7.13E-11	1.0E+06	7.1E-05
7	0.20281	2.40E-06	4.9E-07	1.05E-03	5.08E-10	0.84	1.57E-01	6.69E-11	1.0E+06	6.7E-05
8	0.19034	2.40E-06	4.6E-07	1.05E-03	4.77E-10	0.84	1.57E-01	6.28E-11	1.0E+06	6.3E-05
9	0.17571	2.40E-06	4.2E-07	1.05E-03	4.40E-10	0.84	1.57E-01	5.80E-11	1.0E+06	5.8E-05
10	0.16101	2.40E-06	3.9E-07	1.05E-03	4.03E-10	0.84	1.57E-01	5.31E-11	1.0E+06	5.3E-05
11	0.14724	2.40E-06	3.5E-07	1.05E-03	3.69E-10	0.84	1.57E-01	4.86E-11	1.0E+06	4.9E-05
12	0.13459	2.40E-06	3.2E-07	1.05E-03	3.37E-10	0.84	1.57E-01	4.44E-11	1.0E+06	4.4E-05
13	0.1224	2.40E-06	2.9E-07	1.05E-03	3.06E-10	0.84	1.57E-01	4.04E-11	1.0E+06	4.0E-05
14	0.1112	2.40E-06	2.7E-07	1.05E-03	2.78E-10	0.84	1.57E-01	3.67E-11	1.0E+06	3.7E-05
15	0.10302	2.40E-06	2.5E-07	1.05E-03	2.58E-10	0.84	1.57E-01	3.40E-11	1.0E+06	3.4E-05
16	0.09592	2.40E-06	2.3E-07	1.05E-03	2.40E-10	0.84	1.57E-01	3.16E-11	1.0E+06	3.2E-05
17	0.08104	2.40E-06	1.9E-07	1.05E-03	2.03E-10	0.84	1.57E-01	2.67E-11	1.0E+06	2.7E-05
18	0.07653	2.40E-06	1.8E-07	1.05E-03	1.92E-10	0.84	1.57E-01	2.52E-11	1.0E+06	2.5E-05
19	0.0675	2.40E-06	1.6E-07	1.05E-03	1.69E-10	0.84	1.57E-01	2.23E-11	1.0E+06	2.2E-05
20	0.06248	2.40E-06	1.5E-07	1.05E-03	1.56E-10	0.84	1.57E-01	2.06E-11	1.0E+06	2.1E-05
21	0.05649	2.40E-06	1.4E-07	1.05E-03	1.41E-10	0.84	1.57E-01	1.86E-11	1.0E+06	1.9E-05
22	0.20923	2.40E-06	5.0E-07	1.05E-03	5.24E-10	0.84	1.57E-01	6.90E-11	1.0E+06	6.9E-05
23	0.19546	2.40E-06	4.7E-07	1.05E-03	4.89E-10	0.84	1.57E-01	6.45E-11	1.0E+06	6.4E-05
24	0.18164	2.40E-06	4.4E-07	1.05E-03	4.55E-10	0.84	1.57E-01	5.99E-11	1.0E+06	6.0E-05
25	0.16816	2.40E-06	4.0E-07	1.05E-03	4.21E-10	0.84	1.57E-01	5.55E-11	1.0E+06	5.5E-05
26	0.15452	2.40E-06	3.7E-07	1.05E-03	3.87E-10	0.84	1.57E-01	5.10E-11	1.0E+06	5.1E-05
27	0.13999	2.40E-06	3.4E-07	1.05E-03	3.50E-10	0.84	1.57E-01	4.62E-11	1.0E+06	4.6E-05
28	0.12585	2.40E-06	3.0E-07	1.05E-03	3.15E-10	0.84	1.57E-01	4.15E-11	1.0E+06	4.2E-05
29	0.11535	2.40E-06	2.8E-07	1.05E-03	2.89E-10	0.84	1.57E-01	3.80E-11	1.0E+06	3.8E-05
30	0.10967	2.40E-06	2.6E-07	1.05E-03	2.75E-10	0.84	1.57E-01	3.62E-11	1.0E+06	3.6E-05
31	0.09173	2.40E-06	2.2E-07	1.05E-03	2.30E-10	0.84	1.57E-01	3.03E-11	1.0E+06	3.0E-05

Ventura Ranch

P1- Building Construction Haul or Vendor Risk

		Cancer Risk from Birth to 2 years								
Receptor #	Conc	g/sec	Cair	Dose Constant	Dose	ED	Risk Constant	Risk	Constant 2	Risk/ Million
32	0.07026	2.40E-06	1.7E-07	1.05E-03	1.76E-10	0.84	1.57E-01	2.32E-11	1.0E+06	2.3E-05
33	0.06847	2.40E-06	1.6E-07	1.05E-03	1.71E-10	0.84	1.57E-01	2.26E-11	1.0E+06	2.3E-05
34	0.0699	2.40E-06	1.7E-07	1.05E-03	1.75E-10	0.84	1.57E-01	2.31E-11	1.0E+06	2.3E-05
35	0.13203	2.40E-06	3.2E-07	1.05E-03	3.31E-10	0.84	1.57E-01	4.35E-11	1.0E+06	4.4E-05
36	0.11424	2.40E-06	2.7E-07	1.05E-03	2.86E-10	0.84	1.57E-01	3.77E-11	1.0E+06	3.8E-05
37	0.59905	2.40E-06	1.4E-06	1.05E-03	1.50E-09	0.84	1.57E-01	1.98E-10	1.0E+06	2.0E-04
38	0.52159	2.40E-06	1.2E-06	1.05E-03	1.31E-09	0.84	1.57E-01	1.72E-10	1.0E+06	1.7E-04
39	0.45967	2.40E-06	1.1E-06	1.05E-03	1.15E-09	0.84	1.57E-01	1.52E-10	1.0E+06	1.5E-04
40	0.41289	2.40E-06	9.9E-07	1.05E-03	1.03E-09	0.84	1.57E-01	1.36E-10	1.0E+06	1.4E-04
41	0.66058	2.40E-06	1.6E-06	1.05E-03	1.65E-09	0.84	1.57E-01	2.18E-10	1.0E+06	2.2E-04
42	0.57043	2.40E-06	1.4E-06	1.05E-03	1.43E-09	0.84	1.57E-01	1.88E-10	1.0E+06	1.9E-04
43	0.49903	2.40E-06	1.2E-06	1.05E-03	1.25E-09	0.84	1.57E-01	1.65E-10	1.0E+06	1.6E-04
44	0.44544	2.40E-06	1.1E-06	1.05E-03	1.12E-09	0.84	1.57E-01	1.47E-10	1.0E+06	1.5E-04
45	0.406	2.40E-06	9.7E-07	1.05E-03	1.02E-09	0.84	1.57E-01	1.34E-10	1.0E+06	1.3E-04
46	0.22884	2.40E-06	5.5E-07	1.05E-03	5.73E-10	0.84	1.57E-01	7.55E-11	1.0E+06	7.5E-05
47	0.21212	2.40E-06	5.1E-07	1.05E-03	5.31E-10	0.84	1.57E-01	7.00E-11	1.0E+06	7.0E-05
48	0.62767	2.40E-06	1.5E-06	1.05E-03	1.57E-09	0.84	1.57E-01	2.07E-10	1.0E+06	2.1E-04
49	0.54418	2.40E-06	1.3E-06	1.05E-03	1.36E-09	0.84	1.57E-01	1.79E-10	1.0E+06	1.8E-04
50	0.48257	2.40E-06	1.2E-06	1.05E-03	1.21E-09	0.84	1.57E-01	1.59E-10	1.0E+06	1.6E-04
51	0.43873	2.40E-06	1.1E-06	1.05E-03	1.10E-09	0.84	1.57E-01	1.45E-10	1.0E+06	1.4E-04
52	0.24121	2.40E-06	5.8E-07	1.05E-03	6.04E-10	0.84	1.57E-01	7.96E-11	1.0E+06	8.0E-05
53	0.22198	2.40E-06	5.3E-07	1.05E-03	5.56E-10	0.84	1.57E-01	7.32E-11	1.0E+06	7.3E-05
54	0.20776	2.40E-06	5.0E-07	1.05E-03	5.20E-10	0.84	1.57E-01	6.85E-11	1.0E+06	6.9E-05
55	0.59869	2.40E-06	1.4E-06	1.05E-03	1.50E-09	0.84	1.57E-01	1.97E-10	1.0E+06	2.0E-04
56	0.52756	2.40E-06	1.3E-06	1.05E-03	1.32E-09	0.84	1.57E-01	1.74E-10	1.0E+06	1.7E-04
57	0.47756	2.40E-06	1.1E-06	1.05E-03	1.20E-09	0.84	1.57E-01	1.58E-10	1.0E+06	1.6E-04
58	0.4413	2.40E-06	1.1E-06	1.05E-03	1.10E-09	0.84	1.57E-01	1.46E-10	1.0E+06	1.5E-04
59	0.25411	2.40E-06	6.1E-07	1.05E-03	6.36E-10	0.84	1.57E-01	8.38E-11	1.0E+06	8.4E-05
60	0.2347	2.40E-06	5.6E-07	1.05E-03	5.88E-10	0.84	1.57E-01	7.74E-11	1.0E+06	7.7E-05
61	0.21828	2.40E-06	5.2E-07	1.05E-03	5.46E-10	0.84	1.57E-01	7.20E-11	1.0E+06	7.2E-05
62	0.26761	2.40E-06	6.4E-07	1.05E-03	6.70E-10	0.84	1.57E-01	8.83E-11	1.0E+06	8.8E-05

Ventura Ranch

P1- Building Construction Haul or Vendor Risk

		Cancer Risk from Birth to 2 years								
Receptor #	Conc	g/sec	Cair	Dose Constant	Dose	ED	Risk Constant	Risk	Constant 2	Risk/ Million
63	0.24748	2.40E-06	5.9E-07	1.05E-03	6.20E-10	0.84	1.57E-01	8.16E-11	1.0E+06	8.2E-05
64	0.22779	2.40E-06	5.5E-07	1.05E-03	5.70E-10	0.84	1.57E-01	7.51E-11	1.0E+06	7.5E-05
65	0.26071	2.40E-06	6.2E-07	1.05E-03	6.53E-10	0.84	1.57E-01	8.60E-11	1.0E+06	8.6E-05
66	1.01211	2.40E-06	2.4E-06	1.05E-03	2.53E-09	0.84	1.57E-01	3.34E-10	1.0E+06	3.3E-04
67	0.8335	2.40E-06	2.0E-06	1.05E-03	2.09E-09	0.84	1.57E-01	2.75E-10	1.0E+06	2.7E-04
68	0.12834	2.40E-06	3.1E-07	1.05E-03	3.21E-10	0.84	1.57E-01	4.23E-11	1.0E+06	4.2E-05
69	0.10493	2.40E-06	2.5E-07	1.05E-03	2.63E-10	0.84	1.57E-01	3.46E-11	1.0E+06	3.5E-05
70	0.09134	2.40E-06	2.2E-07	1.05E-03	2.29E-10	0.84	1.57E-01	3.01E-11	1.0E+06	3.0E-05
71	0.0831	2.40E-06	2.0E-07	1.05E-03	2.08E-10	0.84	1.57E-01	2.74E-11	1.0E+06	2.7E-05
72	1.18101	2.40E-06	2.8E-06	1.05E-03	2.96E-09	0.84	1.57E-01	3.90E-10	1.0E+06	3.9E-04
73	0.95471	2.40E-06	2.3E-06	1.05E-03	2.39E-09	0.84	1.57E-01	3.15E-10	1.0E+06	3.1E-04
74	0.16012	2.40E-06	3.8E-07	1.05E-03	4.01E-10	0.84	1.57E-01	5.28E-11	1.0E+06	5.3E-05
75	0.13616	2.40E-06	3.3E-07	1.05E-03	3.41E-10	0.84	1.57E-01	4.49E-11	1.0E+06	4.5E-05
76	0.11261	2.40E-06	2.7E-07	1.05E-03	2.82E-10	0.84	1.57E-01	3.71E-11	1.0E+06	3.7E-05
77	0.09787	2.40E-06	2.3E-07	1.05E-03	2.45E-10	0.84	1.57E-01	3.23E-11	1.0E+06	3.2E-05
78	0.09175	2.40E-06	2.2E-07	1.05E-03	2.30E-10	0.84	1.57E-01	3.03E-11	1.0E+06	3.0E-05
79	1.41082	2.40E-06	3.4E-06	1.05E-03	3.53E-09	0.84	1.57E-01	4.65E-10	1.0E+06	4.7E-04
80	1.11586	2.40E-06	2.7E-06	1.05E-03	2.79E-09	0.84	1.57E-01	3.68E-10	1.0E+06	3.7E-04
81	0.16124	2.40E-06	3.9E-07	1.05E-03	4.04E-10	0.84	1.57E-01	5.32E-11	1.0E+06	5.3E-05
82	0.14458	2.40E-06	3.5E-07	1.05E-03	3.62E-10	0.84	1.57E-01	4.77E-11	1.0E+06	4.8E-05
83	0.13346	2.40E-06	3.2E-07	1.05E-03	3.34E-10	0.84	1.57E-01	4.40E-11	1.0E+06	4.4E-05
84	0.12969	2.40E-06	3.1E-07	1.05E-03	3.25E-10	0.84	1.57E-01	4.28E-11	1.0E+06	4.3E-05
85	0.11177	2.40E-06	2.7E-07	1.05E-03	2.80E-10	0.84	1.57E-01	3.69E-11	1.0E+06	3.7E-05
86	1.73854	2.40E-06	4.2E-06	1.05E-03	4.35E-09	0.84	1.57E-01	5.73E-10	1.0E+06	5.7E-04
87	1.29237	2.40E-06	3.1E-06	1.05E-03	3.24E-09	0.84	1.57E-01	4.26E-10	1.0E+06	4.3E-04
88	0.15899	2.40E-06	3.8E-07	1.05E-03	3.98E-10	0.84	1.57E-01	5.24E-11	1.0E+06	5.2E-05
89	15.57642	2.40E-06	3.7E-05	1.05E-03	3.90E-08	0.84	1.57E-01	5.14E-09	1.0E+06	5.1E-03
90	11.44535	2.40E-06	2.7E-05	1.05E-03	2.87E-08	0.84	1.57E-01	3.77E-09	1.0E+06	3.8E-03
91	18.20645	2.40E-06	4.4E-05	1.05E-03	4.56E-08	0.84	1.57E-01	6.00E-09	1.0E+06	6.0E-03
92	11.18143	2.40E-06	2.7E-05	1.05E-03	2.80E-08	0.84	1.57E-01	3.69E-09	1.0E+06	3.7E-03
93	20.95114	2.40E-06	5.0E-05	1.05E-03	5.25E-08	0.84	1.57E-01	6.91E-09	1.0E+06	6.9E-03

Ventura Ranch

P1- Building Construction Haul or Vendor Risk

		Cancer Risk from Birth to 2 years								
Receptor #	Conc	g/sec	Cair	Dose Constant	Dose	ED	Risk Constant	Risk	Constant 2	Risk/ Million
94	13.01504	2.40E-06	3.1E-05	1.05E-03	3.26E-08	0.84	1.57E-01	4.29E-09	1.0E+06	4.3E-03
95	9.07432	2.40E-06	2.2E-05	1.05E-03	2.27E-08	0.84	1.57E-01	2.99E-09	1.0E+06	3.0E-03
96	6.64905	2.40E-06	1.6E-05	1.05E-03	1.66E-08	0.84	1.57E-01	2.19E-09	1.0E+06	2.2E-03
97	4.99337	2.40E-06	1.2E-05	1.05E-03	1.25E-08	0.84	1.57E-01	1.65E-09	1.0E+06	1.6E-03
98	3.88847	2.40E-06	9.3E-06	1.05E-03	9.73E-09	0.84	1.57E-01	1.28E-09	1.0E+06	1.3E-03
99	13.73986	2.40E-06	3.3E-05	1.05E-03	3.44E-08	0.84	1.57E-01	4.53E-09	1.0E+06	4.5E-03
100	9.8886	2.40E-06	2.4E-05	1.05E-03	2.48E-08	0.84	1.57E-01	3.26E-09	1.0E+06	3.3E-03
101	7.48414	2.40E-06	1.8E-05	1.05E-03	1.87E-08	0.84	1.57E-01	2.47E-09	1.0E+06	2.5E-03
102	5.78575	2.40E-06	1.4E-05	1.05E-03	1.45E-08	0.84	1.57E-01	1.91E-09	1.0E+06	1.9E-03
103	4.54733	2.40E-06	1.1E-05	1.05E-03	1.14E-08	0.84	1.57E-01	1.50E-09	1.0E+06	1.5E-03
104	3.59595	2.40E-06	8.6E-06	1.05E-03	9.00E-09	0.84	1.57E-01	1.19E-09	1.0E+06	1.2E-03
105	2.88391	2.40E-06	6.9E-06	1.05E-03	7.22E-09	0.84	1.57E-01	9.51E-10	1.0E+06	9.5E-04
106	2.36163	2.40E-06	5.7E-06	1.05E-03	5.91E-09	0.84	1.57E-01	7.79E-10	1.0E+06	7.8E-04
107	1.97939	2.40E-06	4.7E-06	1.05E-03	4.96E-09	0.84	1.57E-01	6.53E-10	1.0E+06	6.5E-04
108	1.68254	2.40E-06	4.0E-06	1.05E-03	4.21E-09	0.84	1.57E-01	5.55E-10	1.0E+06	5.5E-04
109	10.18663	2.40E-06	2.4E-05	1.05E-03	2.55E-08	0.84	1.57E-01	3.36E-09	1.0E+06	3.4E-03
110	7.89632	2.40E-06	1.9E-05	1.05E-03	1.98E-08	0.84	1.57E-01	2.60E-09	1.0E+06	2.6E-03
111	6.24097	2.40E-06	1.5E-05	1.05E-03	1.56E-08	0.84	1.57E-01	2.06E-09	1.0E+06	2.1E-03
112	4.87072	2.40E-06	1.2E-05	1.05E-03	1.22E-08	0.84	1.57E-01	1.61E-09	1.0E+06	1.6E-03
113	3.98433	2.40E-06	9.5E-06	1.05E-03	9.97E-09	0.84	1.57E-01	1.31E-09	1.0E+06	1.3E-03
114	3.32243	2.40E-06	8.0E-06	1.05E-03	8.32E-09	0.84	1.57E-01	1.10E-09	1.0E+06	1.1E-03
115	2.73196	2.40E-06	6.5E-06	1.05E-03	6.84E-09	0.84	1.57E-01	9.01E-10	1.0E+06	9.0E-04
116	2.28217	2.40E-06	5.5E-06	1.05E-03	5.71E-09	0.84	1.57E-01	7.53E-10	1.0E+06	7.5E-04
117	1.93216	2.40E-06	4.6E-06	1.05E-03	4.84E-09	0.84	1.57E-01	6.37E-10	1.0E+06	6.4E-04
118	1.64379	2.40E-06	3.9E-06	1.05E-03	4.12E-09	0.84	1.57E-01	5.42E-10	1.0E+06	5.4E-04
119	1.40249	2.40E-06	3.4E-06	1.05E-03	3.51E-09	0.84	1.57E-01	4.63E-10	1.0E+06	4.6E-04
120	1.20465	2.40E-06	2.9E-06	1.05E-03	3.02E-09	0.84	1.57E-01	3.97E-10	1.0E+06	4.0E-04
121	1.04736	2.40E-06	2.5E-06	1.05E-03	2.62E-09	0.84	1.57E-01	3.45E-10	1.0E+06	3.5E-04
122	0.90873	2.40E-06	2.2E-06	1.05E-03	2.27E-09	0.84	1.57E-01	3.00E-10	1.0E+06	3.0E-04
123	8.06251	2.40E-06	1.9E-05	1.05E-03	2.02E-08	0.84	1.57E-01	2.66E-09	1.0E+06	2.7E-03
124	6.51863	2.40E-06	1.6E-05	1.05E-03	1.63E-08	0.84	1.57E-01	2.15E-09	1.0E+06	2.1E-03

Ventura Ranch

P1- Building Construction Haul or Vendor Risk

		Cancer Risk from Birth to 2 years								
Receptor #	Conc	g/sec	Cair	Dose Constant	Dose	ED	Risk Constant	Risk	Constant 2	Risk/ Million
125	5.30279	2.40E-06	1.3E-05	1.05E-03	1.33E-08	0.84	1.57E-01	1.75E-09	1.0E+06	1.7E-03
126	4.14953	2.40E-06	9.9E-06	1.05E-03	1.04E-08	0.84	1.57E-01	1.37E-09	1.0E+06	1.4E-03
127	3.52466	2.40E-06	8.4E-06	1.05E-03	8.82E-09	0.84	1.57E-01	1.16E-09	1.0E+06	1.2E-03
128	3.00801	2.40E-06	7.2E-06	1.05E-03	7.53E-09	0.84	1.57E-01	9.92E-10	1.0E+06	9.9E-04
129	2.42478	2.40E-06	5.8E-06	1.05E-03	6.07E-09	0.84	1.57E-01	8.00E-10	1.0E+06	8.0E-04
130	2.08531	2.40E-06	5.0E-06	1.05E-03	5.22E-09	0.84	1.57E-01	6.88E-10	1.0E+06	6.9E-04
131	1.82868	2.40E-06	4.4E-06	1.05E-03	4.58E-09	0.84	1.57E-01	6.03E-10	1.0E+06	6.0E-04
132	1.5757	2.40E-06	3.8E-06	1.05E-03	3.94E-09	0.84	1.57E-01	5.20E-10	1.0E+06	5.2E-04
133	1.37384	2.40E-06	3.3E-06	1.05E-03	3.44E-09	0.84	1.57E-01	4.53E-10	1.0E+06	4.5E-04
134	1.21308	2.40E-06	2.9E-06	1.05E-03	3.04E-09	0.84	1.57E-01	4.00E-10	1.0E+06	4.0E-04
135	1.06348	2.40E-06	2.5E-06	1.05E-03	2.66E-09	0.84	1.57E-01	3.51E-10	1.0E+06	3.5E-04
136	0.93164	2.40E-06	2.2E-06	1.05E-03	2.33E-09	0.84	1.57E-01	3.07E-10	1.0E+06	3.1E-04
137	0.82157	2.40E-06	2.0E-06	1.05E-03	2.06E-09	0.84	1.57E-01	2.71E-10	1.0E+06	2.7E-04
138	0.71713	2.40E-06	1.7E-06	1.05E-03	1.80E-09	0.84	1.57E-01	2.37E-10	1.0E+06	2.4E-04
139	6.61237	2.40E-06	1.6E-05	1.05E-03	1.66E-08	0.84	1.57E-01	2.18E-09	1.0E+06	2.2E-03
140	5.52987	2.40E-06	1.3E-05	1.05E-03	1.38E-08	0.84	1.57E-01	1.82E-09	1.0E+06	1.8E-03
141	4.58597	2.40E-06	1.1E-05	1.05E-03	1.15E-08	0.84	1.57E-01	1.51E-09	1.0E+06	1.5E-03
142	3.61614	2.40E-06	8.7E-06	1.05E-03	9.05E-09	0.84	1.57E-01	1.19E-09	1.0E+06	1.2E-03
143	3.15758	2.40E-06	7.6E-06	1.05E-03	7.90E-09	0.84	1.57E-01	1.04E-09	1.0E+06	1.0E-03
144	2.71604	2.40E-06	6.5E-06	1.05E-03	6.80E-09	0.84	1.57E-01	8.96E-10	1.0E+06	9.0E-04
145	2.20625	2.40E-06	5.3E-06	1.05E-03	5.52E-09	0.84	1.57E-01	7.28E-10	1.0E+06	7.3E-04
146	1.93656	2.40E-06	4.6E-06	1.05E-03	4.85E-09	0.84	1.57E-01	6.39E-10	1.0E+06	6.4E-04
147	1.71451	2.40E-06	4.1E-06	1.05E-03	4.29E-09	0.84	1.57E-01	5.65E-10	1.0E+06	5.7E-04
148	1.46985	2.40E-06	3.5E-06	1.05E-03	3.68E-09	0.84	1.57E-01	4.85E-10	1.0E+06	4.8E-04
149	1.29854	2.40E-06	3.1E-06	1.05E-03	3.25E-09	0.84	1.57E-01	4.28E-10	1.0E+06	4.3E-04
150	1.17389	2.40E-06	2.8E-06	1.05E-03	2.94E-09	0.84	1.57E-01	3.87E-10	1.0E+06	3.9E-04
151	1.03333	2.40E-06	2.5E-06	1.05E-03	2.59E-09	0.84	1.57E-01	3.41E-10	1.0E+06	3.4E-04
152	0.90876	2.40E-06	2.2E-06	1.05E-03	2.28E-09	0.84	1.57E-01	3.00E-10	1.0E+06	3.0E-04
153	0.82556	2.40E-06	2.0E-06	1.05E-03	2.07E-09	0.84	1.57E-01	2.72E-10	1.0E+06	2.7E-04
154	0.73055	2.40E-06	1.7E-06	1.05E-03	1.83E-09	0.84	1.57E-01	2.41E-10	1.0E+06	2.4E-04
155	5.61883	2.40E-06	1.3E-05	1.05E-03	1.41E-08	0.84	1.57E-01	1.85E-09	1.0E+06	1.9E-03

Ventura Ranch

P1- Building Construction Haul or Vendor Risk

		Cancer Risk from Birth to 2 years								
Receptor #	Conc	g/sec	Cair	Dose Constant	Dose	ED	Risk Constant	Risk	Constant 2	Risk/ Million
156	4.79418	2.40E-06	1.1E-05	1.05E-03	1.20E-08	0.84	1.57E-01	1.58E-09	1.0E+06	1.6E-03
157	4.02371	2.40E-06	9.6E-06	1.05E-03	1.01E-08	0.84	1.57E-01	1.33E-09	1.0E+06	1.3E-03
158	3.19956	2.40E-06	7.7E-06	1.05E-03	8.01E-09	0.84	1.57E-01	1.06E-09	1.0E+06	1.1E-03
159	2.83648	2.40E-06	6.8E-06	1.05E-03	7.10E-09	0.84	1.57E-01	9.35E-10	1.0E+06	9.4E-04
160	2.46405	2.40E-06	5.9E-06	1.05E-03	6.17E-09	0.84	1.57E-01	8.13E-10	1.0E+06	8.1E-04
161	2.02437	2.40E-06	4.8E-06	1.05E-03	5.07E-09	0.84	1.57E-01	6.68E-10	1.0E+06	6.7E-04
162	1.79538	2.40E-06	4.3E-06	1.05E-03	4.49E-09	0.84	1.57E-01	5.92E-10	1.0E+06	5.9E-04
163	1.60527	2.40E-06	3.8E-06	1.05E-03	4.02E-09	0.84	1.57E-01	5.29E-10	1.0E+06	5.3E-04
164	1.38759	2.40E-06	3.3E-06	1.05E-03	3.47E-09	0.84	1.57E-01	4.58E-10	1.0E+06	4.6E-04
165	1.23382	2.40E-06	3.0E-06	1.05E-03	3.09E-09	0.84	1.57E-01	4.07E-10	1.0E+06	4.1E-04
166	1.12484	2.40E-06	2.7E-06	1.05E-03	2.82E-09	0.84	1.57E-01	3.71E-10	1.0E+06	3.7E-04
167	0.99751	2.40E-06	2.4E-06	1.05E-03	2.50E-09	0.84	1.57E-01	3.29E-10	1.0E+06	3.3E-04
168	0.87538	2.40E-06	2.1E-06	1.05E-03	2.19E-09	0.84	1.57E-01	2.89E-10	1.0E+06	2.9E-04
169	0.80333	2.40E-06	1.9E-06	1.05E-03	2.01E-09	0.84	1.57E-01	2.65E-10	1.0E+06	2.6E-04
170	0.71866	2.40E-06	1.7E-06	1.05E-03	1.80E-09	0.84	1.57E-01	2.37E-10	1.0E+06	2.4E-04
171	4.89369	2.40E-06	1.2E-05	1.05E-03	1.23E-08	0.84	1.57E-01	1.61E-09	1.0E+06	1.6E-03
172	4.23822	2.40E-06	1.0E-05	1.05E-03	1.06E-08	0.84	1.57E-01	1.40E-09	1.0E+06	1.4E-03
173	3.5815	2.40E-06	8.6E-06	1.05E-03	8.97E-09	0.84	1.57E-01	1.18E-09	1.0E+06	1.2E-03
174	2.8665	2.40E-06	6.9E-06	1.05E-03	7.18E-09	0.84	1.57E-01	9.45E-10	1.0E+06	9.5E-04
175	2.55401	2.40E-06	6.1E-06	1.05E-03	6.39E-09	0.84	1.57E-01	8.42E-10	1.0E+06	8.4E-04
176	2.2436	2.40E-06	5.4E-06	1.05E-03	5.62E-09	0.84	1.57E-01	7.40E-10	1.0E+06	7.4E-04
177	1.86418	2.40E-06	4.5E-06	1.05E-03	4.67E-09	0.84	1.57E-01	6.15E-10	1.0E+06	6.1E-04
178	1.66048	2.40E-06	4.0E-06	1.05E-03	4.16E-09	0.84	1.57E-01	5.48E-10	1.0E+06	5.5E-04
179	1.49454	2.40E-06	3.6E-06	1.05E-03	3.74E-09	0.84	1.57E-01	4.93E-10	1.0E+06	4.9E-04
180	1.30111	2.40E-06	3.1E-06	1.05E-03	3.26E-09	0.84	1.57E-01	4.29E-10	1.0E+06	4.3E-04
181	1.15995	2.40E-06	2.8E-06	1.05E-03	2.90E-09	0.84	1.57E-01	3.83E-10	1.0E+06	3.8E-04
182	1.06517	2.40E-06	2.6E-06	1.05E-03	2.67E-09	0.84	1.57E-01	3.51E-10	1.0E+06	3.5E-04
183	0.95092	2.40E-06	2.3E-06	1.05E-03	2.38E-09	0.84	1.57E-01	3.14E-10	1.0E+06	3.1E-04
184	0.8363	2.40E-06	2.0E-06	1.05E-03	2.09E-09	0.84	1.57E-01	2.76E-10	1.0E+06	2.8E-04
185	0.77225	2.40E-06	1.8E-06	1.05E-03	1.93E-09	0.84	1.57E-01	2.55E-10	1.0E+06	2.5E-04
186	0.69601	2.40E-06	1.7E-06	1.05E-03	1.74E-09	0.84	1.57E-01	2.30E-10	1.0E+06	2.3E-04

Ventura Ranch

P1- Building Construction Haul or Vendor Risk

		Cancer Risk from Birth to 2 years								
Receptor #	Conc	g/sec	Cair	Dose Constant	Dose	ED	Risk Constant	Risk	Constant 2	Risk/ Million
187	4.36778	2.40E-06	1.0E-05	1.05E-03	1.09E-08	0.84	1.57E-01	1.44E-09	1.0E+06	1.4E-03
188	3.80089	2.40E-06	9.1E-06	1.05E-03	9.52E-09	0.84	1.57E-01	1.25E-09	1.0E+06	1.3E-03
189	3.22347	2.40E-06	7.7E-06	1.05E-03	8.07E-09	0.84	1.57E-01	1.06E-09	1.0E+06	1.1E-03
190	2.5863	2.40E-06	6.2E-06	1.05E-03	6.47E-09	0.84	1.57E-01	8.53E-10	1.0E+06	8.5E-04
191	2.31388	2.40E-06	5.5E-06	1.05E-03	5.79E-09	0.84	1.57E-01	7.63E-10	1.0E+06	7.6E-04
192	2.05249	2.40E-06	4.9E-06	1.05E-03	5.14E-09	0.84	1.57E-01	6.77E-10	1.0E+06	6.8E-04
193	1.71095	2.40E-06	4.1E-06	1.05E-03	4.28E-09	0.84	1.57E-01	5.64E-10	1.0E+06	5.6E-04
194	1.53079	2.40E-06	3.7E-06	1.05E-03	3.83E-09	0.84	1.57E-01	5.05E-10	1.0E+06	5.0E-04
195	1.38985	2.40E-06	3.3E-06	1.05E-03	3.48E-09	0.84	1.57E-01	4.58E-10	1.0E+06	4.6E-04
196	1.21992	2.40E-06	2.9E-06	1.05E-03	3.05E-09	0.84	1.57E-01	4.02E-10	1.0E+06	4.0E-04
197	1.09269	2.40E-06	2.6E-06	1.05E-03	2.74E-09	0.84	1.57E-01	3.60E-10	1.0E+06	3.6E-04
198	1.00881	2.40E-06	2.4E-06	1.05E-03	2.53E-09	0.84	1.57E-01	3.33E-10	1.0E+06	3.3E-04
199	0.90597	2.40E-06	2.2E-06	1.05E-03	2.27E-09	0.84	1.57E-01	2.99E-10	1.0E+06	3.0E-04
200	0.79278	2.40E-06	1.9E-06	1.05E-03	1.98E-09	0.84	1.57E-01	2.61E-10	1.0E+06	2.6E-04
201	0.73859	2.40E-06	1.8E-06	1.05E-03	1.85E-09	0.84	1.57E-01	2.44E-10	1.0E+06	2.4E-04
202	0.67144	2.40E-06	1.6E-06	1.05E-03	1.68E-09	0.84	1.57E-01	2.21E-10	1.0E+06	2.2E-04
203	3.9794	2.40E-06	9.5E-06	1.05E-03	9.96E-09	0.84	1.57E-01	1.31E-09	1.0E+06	1.3E-03
204	3.46719	2.40E-06	8.3E-06	1.05E-03	8.68E-09	0.84	1.57E-01	1.14E-09	1.0E+06	1.1E-03
205	2.95601	2.40E-06	7.1E-06	1.05E-03	7.40E-09	0.84	1.57E-01	9.75E-10	1.0E+06	9.7E-04
206	2.37539	2.40E-06	5.7E-06	1.05E-03	5.95E-09	0.84	1.57E-01	7.83E-10	1.0E+06	7.8E-04
207	2.11394	2.40E-06	5.1E-06	1.05E-03	5.29E-09	0.84	1.57E-01	6.97E-10	1.0E+06	7.0E-04
208	1.88754	2.40E-06	4.5E-06	1.05E-03	4.73E-09	0.84	1.57E-01	6.23E-10	1.0E+06	6.2E-04
209	1.58052	2.40E-06	3.8E-06	1.05E-03	3.96E-09	0.84	1.57E-01	5.21E-10	1.0E+06	5.2E-04
210	1.41196	2.40E-06	3.4E-06	1.05E-03	3.53E-09	0.84	1.57E-01	4.66E-10	1.0E+06	4.7E-04
211	1.28783	2.40E-06	3.1E-06	1.05E-03	3.22E-09	0.84	1.57E-01	4.25E-10	1.0E+06	4.2E-04
212	1.14851	2.40E-06	2.8E-06	1.05E-03	2.88E-09	0.84	1.57E-01	3.79E-10	1.0E+06	3.8E-04
213	1.03851	2.40E-06	2.5E-06	1.05E-03	2.60E-09	0.84	1.57E-01	3.43E-10	1.0E+06	3.4E-04
214	0.96226	2.40E-06	2.3E-06	1.05E-03	2.41E-09	0.84	1.57E-01	3.17E-10	1.0E+06	3.2E-04
215	0.86395	2.40E-06	2.1E-06	1.05E-03	2.16E-09	0.84	1.57E-01	2.85E-10	1.0E+06	2.8E-04
216	0.7513	2.40E-06	1.8E-06	1.05E-03	1.88E-09	0.84	1.57E-01	2.48E-10	1.0E+06	2.5E-04
217	0.70358	2.40E-06	1.7E-06	1.05E-03	1.76E-09	0.84	1.57E-01	2.32E-10	1.0E+06	2.3E-04

Ventura Ranch

P1- Building Construction Haul or Vendor Risk

		Cancer Risk from Birth to 2 years								
Receptor #	Conc	g/sec	Cair	Dose Constant	Dose	ED	Risk Constant	Risk	Constant 2	Risk/ Million
218	0.64811	2.40E-06	1.6E-06	1.05E-03	1.62E-09	0.84	1.57E-01	2.14E-10	1.0E+06	2.1E-04
219	3.66138	2.40E-06	8.8E-06	1.05E-03	9.17E-09	0.84	1.57E-01	1.21E-09	1.0E+06	1.2E-03
220	3.20101	2.40E-06	7.7E-06	1.05E-03	8.01E-09	0.84	1.57E-01	1.06E-09	1.0E+06	1.1E-03
221	2.73219	2.40E-06	6.5E-06	1.05E-03	6.84E-09	0.84	1.57E-01	9.01E-10	1.0E+06	9.0E-04
222	2.20339	2.40E-06	5.3E-06	1.05E-03	5.52E-09	0.84	1.57E-01	7.27E-10	1.0E+06	7.3E-04
223	1.94883	2.40E-06	4.7E-06	1.05E-03	4.88E-09	0.84	1.57E-01	6.43E-10	1.0E+06	6.4E-04
224	1.73834	2.40E-06	4.2E-06	1.05E-03	4.35E-09	0.84	1.57E-01	5.73E-10	1.0E+06	5.7E-04
225	1.48285	2.40E-06	3.6E-06	1.05E-03	3.71E-09	0.84	1.57E-01	4.89E-10	1.0E+06	4.9E-04
226	1.30979	2.40E-06	3.1E-06	1.05E-03	3.28E-09	0.84	1.57E-01	4.32E-10	1.0E+06	4.3E-04
227	1.1994	2.40E-06	2.9E-06	1.05E-03	3.00E-09	0.84	1.57E-01	3.96E-10	1.0E+06	4.0E-04
228	1.08286	2.40E-06	2.6E-06	1.05E-03	2.71E-09	0.84	1.57E-01	3.57E-10	1.0E+06	3.6E-04
229	0.99514	2.40E-06	2.4E-06	1.05E-03	2.49E-09	0.84	1.57E-01	3.28E-10	1.0E+06	3.3E-04
230	0.91976	2.40E-06	2.2E-06	1.05E-03	2.30E-09	0.84	1.57E-01	3.03E-10	1.0E+06	3.0E-04
231	0.80234	2.40E-06	1.9E-06	1.05E-03	2.01E-09	0.84	1.57E-01	2.65E-10	1.0E+06	2.6E-04
232	0.71245	2.40E-06	1.7E-06	1.05E-03	1.78E-09	0.84	1.57E-01	2.35E-10	1.0E+06	2.3E-04
233	0.67073	2.40E-06	1.6E-06	1.05E-03	1.68E-09	0.84	1.57E-01	2.21E-10	1.0E+06	2.2E-04
234	0.62035	2.40E-06	1.5E-06	1.05E-03	1.55E-09	0.84	1.57E-01	2.05E-10	1.0E+06	2.0E-04
235	3.39092	2.40E-06	8.1E-06	1.05E-03	8.49E-09	0.84	1.57E-01	1.12E-09	1.0E+06	1.1E-03
236	2.97217	2.40E-06	7.1E-06	1.05E-03	7.44E-09	0.84	1.57E-01	9.80E-10	1.0E+06	9.8E-04
237	2.54207	2.40E-06	6.1E-06	1.05E-03	6.36E-09	0.84	1.57E-01	8.38E-10	1.0E+06	8.4E-04
238	2.07519	2.40E-06	5.0E-06	1.05E-03	5.20E-09	0.84	1.57E-01	6.84E-10	1.0E+06	6.8E-04
239	1.80708	2.40E-06	4.3E-06	1.05E-03	4.52E-09	0.84	1.57E-01	5.96E-10	1.0E+06	6.0E-04
240	1.62604	2.40E-06	3.9E-06	1.05E-03	4.07E-09	0.84	1.57E-01	5.36E-10	1.0E+06	5.4E-04
241	1.41878	2.40E-06	3.4E-06	1.05E-03	3.55E-09	0.84	1.57E-01	4.68E-10	1.0E+06	4.7E-04
242	1.22129	2.40E-06	2.9E-06	1.05E-03	3.06E-09	0.84	1.57E-01	4.03E-10	1.0E+06	4.0E-04
243	1.12972	2.40E-06	2.7E-06	1.05E-03	2.83E-09	0.84	1.57E-01	3.73E-10	1.0E+06	3.7E-04
244	1.03008	2.40E-06	2.5E-06	1.05E-03	2.58E-09	0.84	1.57E-01	3.40E-10	1.0E+06	3.4E-04
245	0.95441	2.40E-06	2.3E-06	1.05E-03	2.39E-09	0.84	1.57E-01	3.15E-10	1.0E+06	3.1E-04
246	0.88044	2.40E-06	2.1E-06	1.05E-03	2.20E-09	0.84	1.57E-01	2.90E-10	1.0E+06	2.9E-04
247	0.73693	2.40E-06	1.8E-06	1.05E-03	1.84E-09	0.84	1.57E-01	2.43E-10	1.0E+06	2.4E-04
248	0.68162	2.40E-06	1.6E-06	1.05E-03	1.71E-09	0.84	1.57E-01	2.25E-10	1.0E+06	2.2E-04

Ventura Ranch

P1- Building Construction Haul or Vendor Risk

		Cancer Risk from Birth to 2 years								
Receptor #	Conc	g/sec	Cair	Dose Constant	Dose	ED	Risk Constant	Risk	Constant 2	Risk/ Million
249	0.63868	2.40E-06	1.5E-06	1.05E-03	1.60E-09	0.84	1.57E-01	2.11E-10	1.0E+06	2.1E-04
250	0.59265	2.40E-06	1.4E-06	1.05E-03	1.48E-09	0.84	1.57E-01	1.95E-10	1.0E+06	2.0E-04
251	3.19575	2.40E-06	7.7E-06	1.05E-03	8.00E-09	0.84	1.57E-01	1.05E-09	1.0E+06	1.1E-03
252	2.76951	2.40E-06	6.6E-06	1.05E-03	6.93E-09	0.84	1.57E-01	9.13E-10	1.0E+06	9.1E-04
253	2.38914	2.40E-06	5.7E-06	1.05E-03	5.98E-09	0.84	1.57E-01	7.88E-10	1.0E+06	7.9E-04
254	2.00279	2.40E-06	4.8E-06	1.05E-03	5.01E-09	0.84	1.57E-01	6.61E-10	1.0E+06	6.6E-04
255	1.68993	2.40E-06	4.0E-06	1.05E-03	4.23E-09	0.84	1.57E-01	5.57E-10	1.0E+06	5.6E-04
256	1.53663	2.40E-06	3.7E-06	1.05E-03	3.85E-09	0.84	1.57E-01	5.07E-10	1.0E+06	5.1E-04
257	1.364	2.40E-06	3.3E-06	1.05E-03	3.41E-09	0.84	1.57E-01	4.50E-10	1.0E+06	4.5E-04
258	1.1574	2.40E-06	2.8E-06	1.05E-03	2.90E-09	0.84	1.57E-01	3.82E-10	1.0E+06	3.8E-04
259	1.06634	2.40E-06	2.6E-06	1.05E-03	2.67E-09	0.84	1.57E-01	3.52E-10	1.0E+06	3.5E-04
260	0.97769	2.40E-06	2.3E-06	1.05E-03	2.45E-09	0.84	1.57E-01	3.22E-10	1.0E+06	3.2E-04
261	0.90503	2.40E-06	2.2E-06	1.05E-03	2.27E-09	0.84	1.57E-01	2.98E-10	1.0E+06	3.0E-04
262	0.84018	2.40E-06	2.0E-06	1.05E-03	2.10E-09	0.84	1.57E-01	2.77E-10	1.0E+06	2.8E-04
263	0.7006	2.40E-06	1.7E-06	1.05E-03	1.75E-09	0.84	1.57E-01	2.31E-10	1.0E+06	2.3E-04
264	0.6597	2.40E-06	1.6E-06	1.05E-03	1.65E-09	0.84	1.57E-01	2.18E-10	1.0E+06	2.2E-04
265	0.60324	2.40E-06	1.4E-06	1.05E-03	1.51E-09	0.84	1.57E-01	1.99E-10	1.0E+06	2.0E-04
266	0.55813	2.40E-06	1.3E-06	1.05E-03	1.40E-09	0.84	1.57E-01	1.84E-10	1.0E+06	1.8E-04
267	3.11959	2.40E-06	7.5E-06	1.05E-03	7.81E-09	0.84	1.57E-01	1.03E-09	1.0E+06	1.0E-03
268	2.58145	2.40E-06	6.2E-06	1.05E-03	6.46E-09	0.84	1.57E-01	8.51E-10	1.0E+06	8.5E-04
269	2.26569	2.40E-06	5.4E-06	1.05E-03	5.67E-09	0.84	1.57E-01	7.47E-10	1.0E+06	7.5E-04
270	1.95614	2.40E-06	4.7E-06	1.05E-03	4.90E-09	0.84	1.57E-01	6.45E-10	1.0E+06	6.5E-04
271	1.60196	2.40E-06	3.8E-06	1.05E-03	4.01E-09	0.84	1.57E-01	5.28E-10	1.0E+06	5.3E-04
272	1.45263	2.40E-06	3.5E-06	1.05E-03	3.64E-09	0.84	1.57E-01	4.79E-10	1.0E+06	4.8E-04
273	1.30412	2.40E-06	3.1E-06	1.05E-03	3.26E-09	0.84	1.57E-01	4.30E-10	1.0E+06	4.3E-04
274	1.13089	2.40E-06	2.7E-06	1.05E-03	2.83E-09	0.84	1.57E-01	3.73E-10	1.0E+06	3.7E-04
275	1.00821	2.40E-06	2.4E-06	1.05E-03	2.52E-09	0.84	1.57E-01	3.33E-10	1.0E+06	3.3E-04
276	0.93564	2.40E-06	2.2E-06	1.05E-03	2.34E-09	0.84	1.57E-01	3.09E-10	1.0E+06	3.1E-04
277	0.84125	2.40E-06	2.0E-06	1.05E-03	2.11E-09	0.84	1.57E-01	2.77E-10	1.0E+06	2.8E-04
278	0.75547	2.40E-06	1.8E-06	1.05E-03	1.89E-09	0.84	1.57E-01	2.49E-10	1.0E+06	2.5E-04
279	0.68855	2.40E-06	1.6E-06	1.05E-03	1.72E-09	0.84	1.57E-01	2.27E-10	1.0E+06	2.3E-04

Ventura Ranch

P1- Building Construction Haul or Vendor Risk

		Cancer Risk from Birth to 2 years								
Receptor #	Conc	g/sec	Cair	Dose Constant	Dose	ED	Risk Constant	Risk	Constant 2	Risk/ Million
280	0.64515	2.40E-06	1.5E-06	1.05E-03	1.62E-09	0.84	1.57E-01	2.13E-10	1.0E+06	2.1E-04
281	0.5882	2.40E-06	1.4E-06	1.05E-03	1.47E-09	0.84	1.57E-01	1.94E-10	1.0E+06	1.9E-04
282	0.54895	2.40E-06	1.3E-06	1.05E-03	1.37E-09	0.84	1.57E-01	1.81E-10	1.0E+06	1.8E-04
283	3.12407	2.40E-06	7.5E-06	1.05E-03	7.82E-09	0.84	1.57E-01	1.03E-09	1.0E+06	1.0E-03
284	2.44466	2.40E-06	5.9E-06	1.05E-03	6.12E-09	0.84	1.57E-01	8.06E-10	1.0E+06	8.1E-04
285	2.17069	2.40E-06	5.2E-06	1.05E-03	5.43E-09	0.84	1.57E-01	7.16E-10	1.0E+06	7.2E-04
286	1.88906	2.40E-06	4.5E-06	1.05E-03	4.73E-09	0.84	1.57E-01	6.23E-10	1.0E+06	6.2E-04
287	1.56333	2.40E-06	3.7E-06	1.05E-03	3.91E-09	0.84	1.57E-01	5.16E-10	1.0E+06	5.2E-04
288	1.37606	2.40E-06	3.3E-06	1.05E-03	3.44E-09	0.84	1.57E-01	4.54E-10	1.0E+06	4.5E-04
289	1.25716	2.40E-06	3.0E-06	1.05E-03	3.15E-09	0.84	1.57E-01	4.15E-10	1.0E+06	4.1E-04
290	1.11964	2.40E-06	2.7E-06	1.05E-03	2.80E-09	0.84	1.57E-01	3.69E-10	1.0E+06	3.7E-04
291	0.96908	2.40E-06	2.3E-06	1.05E-03	2.43E-09	0.84	1.57E-01	3.20E-10	1.0E+06	3.2E-04
292	0.89906	2.40E-06	2.2E-06	1.05E-03	2.25E-09	0.84	1.57E-01	2.97E-10	1.0E+06	3.0E-04
293	0.81305	2.40E-06	1.9E-06	1.05E-03	2.04E-09	0.84	1.57E-01	2.68E-10	1.0E+06	2.7E-04
294	0.74039	2.40E-06	1.8E-06	1.05E-03	1.85E-09	0.84	1.57E-01	2.44E-10	1.0E+06	2.4E-04
295	0.68021	2.40E-06	1.6E-06	1.05E-03	1.70E-09	0.84	1.57E-01	2.24E-10	1.0E+06	2.2E-04
296	0.63215	2.40E-06	1.5E-06	1.05E-03	1.58E-09	0.84	1.57E-01	2.08E-10	1.0E+06	2.1E-04
297	0.58027	2.40E-06	1.4E-06	1.05E-03	1.45E-09	0.84	1.57E-01	1.91E-10	1.0E+06	1.9E-04
298	0.53761	2.40E-06	1.3E-06	1.05E-03	1.35E-09	0.84	1.57E-01	1.77E-10	1.0E+06	1.8E-04
299	2.3673	2.40E-06	5.7E-06	1.05E-03	5.93E-09	0.84	1.57E-01	7.81E-10	1.0E+06	7.8E-04
300	2.07588	2.40E-06	5.0E-06	1.05E-03	5.20E-09	0.84	1.57E-01	6.85E-10	1.0E+06	6.8E-04
301	1.84684	2.40E-06	4.4E-06	1.05E-03	4.62E-09	0.84	1.57E-01	6.09E-10	1.0E+06	6.1E-04
302	1.60304	2.40E-06	3.8E-06	1.05E-03	4.01E-09	0.84	1.57E-01	5.29E-10	1.0E+06	5.3E-04
303	1.38056	2.40E-06	3.3E-06	1.05E-03	3.46E-09	0.84	1.57E-01	4.55E-10	1.0E+06	4.6E-04
304	1.21221	2.40E-06	2.9E-06	1.05E-03	3.03E-09	0.84	1.57E-01	4.00E-10	1.0E+06	4.0E-04
305	1.07733	2.40E-06	2.6E-06	1.05E-03	2.70E-09	0.84	1.57E-01	3.55E-10	1.0E+06	3.6E-04
306	0.95597	2.40E-06	2.3E-06	1.05E-03	2.39E-09	0.84	1.57E-01	3.15E-10	1.0E+06	3.2E-04
307	0.87173	2.40E-06	2.1E-06	1.05E-03	2.18E-09	0.84	1.57E-01	2.88E-10	1.0E+06	2.9E-04
308	0.79628	2.40E-06	1.9E-06	1.05E-03	1.99E-09	0.84	1.57E-01	2.63E-10	1.0E+06	2.6E-04

Ventura Ranch

P1- Building Construction Haul or Vendor Risk

		Cancer Risk from Birth to 2 years								
Receptor #	Conc	g/sec	Cair	Dose Constant	Dose	ED	Risk Constant	Risk	Constant 2	Risk/ Million
309	0.71892	2.40E-06	1.7E-06	1.05E-03	1.80E-09	0.84	1.57E-01	2.37E-10	1.0E+06	2.4E-04
310	0.66416	2.40E-06	1.6E-06	1.05E-03	1.66E-09	0.84	1.57E-01	2.19E-10	1.0E+06	2.2E-04
311	0.62531	2.40E-06	1.5E-06	1.05E-03	1.57E-09	0.84	1.57E-01	2.06E-10	1.0E+06	2.1E-04
312	0.58519	2.40E-06	1.4E-06	1.05E-03	1.46E-09	0.84	1.57E-01	1.93E-10	1.0E+06	1.9E-04
313	0.52414	2.40E-06	1.3E-06	1.05E-03	1.31E-09	0.84	1.57E-01	1.73E-10	1.0E+06	1.7E-04
314	2.42625	2.40E-06	5.8E-06	1.05E-03	6.07E-09	0.84	1.57E-01	8.00E-10	1.0E+06	8.0E-04
315	1.96962	2.40E-06	4.7E-06	1.05E-03	4.93E-09	0.84	1.57E-01	6.50E-10	1.0E+06	6.5E-04
316	1.77895	2.40E-06	4.3E-06	1.05E-03	4.45E-09	0.84	1.57E-01	5.87E-10	1.0E+06	5.9E-04
317	1.55978	2.40E-06	3.7E-06	1.05E-03	3.90E-09	0.84	1.57E-01	5.14E-10	1.0E+06	5.1E-04
318	1.27319	2.40E-06	3.0E-06	1.05E-03	3.19E-09	0.84	1.57E-01	4.20E-10	1.0E+06	4.2E-04
319	1.16767	2.40E-06	2.8E-06	1.05E-03	2.92E-09	0.84	1.57E-01	3.85E-10	1.0E+06	3.9E-04
320	1.05803	2.40E-06	2.5E-06	1.05E-03	2.65E-09	0.84	1.57E-01	3.49E-10	1.0E+06	3.5E-04
321	0.91141	2.40E-06	2.2E-06	1.05E-03	2.28E-09	0.84	1.57E-01	3.01E-10	1.0E+06	3.0E-04
322	0.84743	2.40E-06	2.0E-06	1.05E-03	2.12E-09	0.84	1.57E-01	2.79E-10	1.0E+06	2.8E-04
323	0.7818	2.40E-06	1.9E-06	1.05E-03	1.96E-09	0.84	1.57E-01	2.58E-10	1.0E+06	2.6E-04
324	0.7093	2.40E-06	1.7E-06	1.05E-03	1.78E-09	0.84	1.57E-01	2.34E-10	1.0E+06	2.3E-04
325	0.65216	2.40E-06	1.6E-06	1.05E-03	1.63E-09	0.84	1.57E-01	2.15E-10	1.0E+06	2.2E-04
326	0.61721	2.40E-06	1.5E-06	1.05E-03	1.55E-09	0.84	1.57E-01	2.04E-10	1.0E+06	2.0E-04
327	0.57761	2.40E-06	1.4E-06	1.05E-03	1.45E-09	0.84	1.57E-01	1.91E-10	1.0E+06	1.9E-04
328	0.5113	2.40E-06	1.2E-06	1.05E-03	1.28E-09	0.84	1.57E-01	1.69E-10	1.0E+06	1.7E-04
329	2.4358	2.40E-06	5.8E-06	1.05E-03	6.10E-09	0.84	1.57E-01	8.03E-10	1.0E+06	8.0E-04
330	1.87806	2.40E-06	4.5E-06	1.05E-03	4.70E-09	0.84	1.57E-01	6.19E-10	1.0E+06	6.2E-04
331	1.69884	2.40E-06	4.1E-06	1.05E-03	4.25E-09	0.84	1.57E-01	5.60E-10	1.0E+06	5.6E-04
332	1.50216	2.40E-06	3.6E-06	1.05E-03	3.76E-09	0.84	1.57E-01	4.95E-10	1.0E+06	5.0E-04
333	1.24376	2.40E-06	3.0E-06	1.05E-03	3.11E-09	0.84	1.57E-01	4.10E-10	1.0E+06	4.1E-04
334	1.13765	2.40E-06	2.7E-06	1.05E-03	2.85E-09	0.84	1.57E-01	3.75E-10	1.0E+06	3.8E-04
335	1.04077	2.40E-06	2.5E-06	1.05E-03	2.61E-09	0.84	1.57E-01	3.43E-10	1.0E+06	3.4E-04
336	0.90045	2.40E-06	2.2E-06	1.05E-03	2.25E-09	0.84	1.57E-01	2.97E-10	1.0E+06	3.0E-04
337	0.83257	2.40E-06	2.0E-06	1.05E-03	2.08E-09	0.84	1.57E-01	2.75E-10	1.0E+06	2.7E-04
338	0.77573	2.40E-06	1.9E-06	1.05E-03	1.94E-09	0.84	1.57E-01	2.56E-10	1.0E+06	2.6E-04
339	0.70836	2.40E-06	1.7E-06	1.05E-03	1.77E-09	0.84	1.57E-01	2.34E-10	1.0E+06	2.3E-04

Ventura Ranch

P1- Building Construction Haul or Vendor Risk

		Cancer Risk from Birth to 2 years								
Receptor #	Conc	g/sec	Cair	Dose Constant	Dose	ED	Risk Constant	Risk	Constant 2	Risk/ Million
340	0.64247	2.40E-06	1.5E-06	1.05E-03	1.61E-09	0.84	1.57E-01	2.12E-10	1.0E+06	2.1E-04
341	0.60896	2.40E-06	1.5E-06	1.05E-03	1.52E-09	0.84	1.57E-01	2.01E-10	1.0E+06	2.0E-04
342	0.56955	2.40E-06	1.4E-06	1.05E-03	1.43E-09	0.84	1.57E-01	1.88E-10	1.0E+06	1.9E-04
343	0.50006	2.40E-06	1.2E-06	1.05E-03	1.25E-09	0.84	1.57E-01	1.65E-10	1.0E+06	1.6E-04
344	0.4431	2.40E-06	1.1E-06	1.05E-03	1.11E-09	0.84	1.57E-01	1.46E-10	1.0E+06	1.5E-04
345	2.34	2.40E-06	5.6E-06	1.05E-03	5.86E-09	0.84	1.57E-01	7.72E-10	1.0E+06	7.7E-04
346	1.79496	2.40E-06	4.3E-06	1.05E-03	4.49E-09	0.84	1.57E-01	5.92E-10	1.0E+06	5.9E-04
347	1.62381	2.40E-06	3.9E-06	1.05E-03	4.07E-09	0.84	1.57E-01	5.36E-10	1.0E+06	5.4E-04
348	1.44603	2.40E-06	3.5E-06	1.05E-03	3.62E-09	0.84	1.57E-01	4.77E-10	1.0E+06	4.8E-04
349	1.22519	2.40E-06	2.9E-06	1.05E-03	3.07E-09	0.84	1.57E-01	4.04E-10	1.0E+06	4.0E-04
350	1.11205	2.40E-06	2.7E-06	1.05E-03	2.78E-09	0.84	1.57E-01	3.67E-10	1.0E+06	3.7E-04
351	1.0191	2.40E-06	2.4E-06	1.05E-03	2.55E-09	0.84	1.57E-01	3.36E-10	1.0E+06	3.4E-04
352	0.90144	2.40E-06	2.2E-06	1.05E-03	2.26E-09	0.84	1.57E-01	2.97E-10	1.0E+06	3.0E-04
353	0.82225	2.40E-06	2.0E-06	1.05E-03	2.06E-09	0.84	1.57E-01	2.71E-10	1.0E+06	2.7E-04
354	0.76898	2.40E-06	1.8E-06	1.05E-03	1.93E-09	0.84	1.57E-01	2.54E-10	1.0E+06	2.5E-04
355	0.70553	2.40E-06	1.7E-06	1.05E-03	1.77E-09	0.84	1.57E-01	2.33E-10	1.0E+06	2.3E-04
356	0.63303	2.40E-06	1.5E-06	1.05E-03	1.58E-09	0.84	1.57E-01	2.09E-10	1.0E+06	2.1E-04
357	0.60153	2.40E-06	1.4E-06	1.05E-03	1.51E-09	0.84	1.57E-01	1.98E-10	1.0E+06	2.0E-04
358	0.56302	2.40E-06	1.3E-06	1.05E-03	1.41E-09	0.84	1.57E-01	1.86E-10	1.0E+06	1.9E-04
359	0.49987	2.40E-06	1.2E-06	1.05E-03	1.25E-09	0.84	1.57E-01	1.65E-10	1.0E+06	1.6E-04
360	0.43163	2.40E-06	1.0E-06	1.05E-03	1.08E-09	0.84	1.57E-01	1.42E-10	1.0E+06	1.4E-04

Ventura Ranch

P1- Building Construction Haul or Vendor Risk

Max Cancer Risk Cancer Risk	
Receptor #	**Total Risk/ Million**
1	9.0E-05
2	8.6E-05
3	8.2E-05
4	7.9E-05
5	7.6E-05
6	7.1E-05
7	6.7E-05
8	6.3E-05
9	5.8E-05
10	5.3E-05
11	4.9E-05
12	4.4E-05
13	4.0E-05
14	3.7E-05
15	3.4E-05
16	3.2E-05
17	2.7E-05
18	2.5E-05
19	2.2E-05
20	2.1E-05
21	1.9E-05
22	6.9E-05
23	6.4E-05
24	6.0E-05
25	5.5E-05
26	5.1E-05
27	4.6E-05
28	4.2E-05
29	3.8E-05
30	3.6E-05
31	3.0E-05

Max	**Receptor #**	
0.007	93	Res

Chronic Non Cancer Risk	
REL	**HI Offroad**
5	1.31E-07
5	1.24E-07
5	1.19E-07
5	1.14E-07
5	1.10E-07
5	1.04E-07
5	9.72E-08
5	9.12E-08
5	8.42E-08
5	7.71E-08
5	7.05E-08
5	6.45E-08
5	5.86E-08
5	5.33E-08
5	4.94E-08
5	4.59E-08
5	3.88E-08
5	3.67E-08
5	3.23E-08
5	2.99E-08
5	2.71E-08
5	1.00E-07
5	9.36E-08
5	8.70E-08
5	8.06E-08
5	7.40E-08
5	6.71E-08
5	6.03E-08
5	5.53E-08
5	5.25E-08
5	4.39E-08

Max	**Receptor #**	
1.004E-05	93	Res

Ventura Ranch

P1- Building Construction Haul or Vendor Risk

Max Cancer Risk Cancer Risk		*Chronic Non Cancer Risk*	
Receptor #	Total Risk/ Million	REL	HI Offroad
32	2.3E-05	5	3.37E-08
33	2.3E-05	5	3.28E-08
34	2.3E-05	5	3.35E-08
35	4.4E-05	5	6.32E-08
36	3.8E-05	5	5.47E-08
37	2.0E-04	5	2.87E-07
38	1.7E-04	5	2.50E-07
39	1.5E-04	5	2.20E-07
40	1.4E-04	5	1.98E-07
41	2.2E-04	5	3.16E-07
42	1.9E-04	5	2.73E-07
43	1.6E-04	5	2.39E-07
44	1.5E-04	5	2.13E-07
45	1.3E-04	5	1.94E-07
46	7.5E-05	5	1.10E-07
47	7.0E-05	5	1.02E-07
48	2.1E-04	5	3.01E-07
49	1.8E-04	5	2.61E-07
50	1.6E-04	5	2.31E-07
51	1.4E-04	5	2.10E-07
52	8.0E-05	5	1.16E-07
53	7.3E-05	5	1.06E-07
54	6.9E-05	5	9.95E-08
55	2.0E-04	5	2.87E-07
56	1.7E-04	5	2.53E-07
57	1.6E-04	5	2.29E-07
58	1.5E-04	5	2.11E-07
59	8.4E-05	5	1.22E-07
60	7.7E-05	5	1.12E-07
61	7.2E-05	5	1.05E-07
62	8.8E-05	5	1.28E-07

Ventura Ranch

P1- Building Construction Haul or Vendor Risk

Max Cancer Risk Cancer Risk		*Chronic Non Cancer Risk*	
Receptor #	Total Risk/ Million	REL	HI Offroad
63	8.2E-05	5	1.19E-07
64	7.5E-05	5	1.09E-07
65	8.6E-05	5	1.25E-07
66	3.3E-04	5	4.85E-07
67	2.7E-04	5	3.99E-07
68	4.2E-05	5	6.15E-08
69	3.5E-05	5	5.03E-08
70	3.0E-05	5	4.38E-08
71	2.7E-05	5	3.98E-08
72	3.9E-04	5	5.66E-07
73	3.1E-04	5	4.57E-07
74	5.3E-05	5	7.67E-08
75	4.5E-05	5	6.52E-08
76	3.7E-05	5	5.39E-08
77	3.2E-05	5	4.69E-08
78	3.0E-05	5	4.40E-08
79	4.7E-04	5	6.76E-07
80	3.7E-04	5	5.35E-07
81	5.3E-05	5	7.72E-08
82	4.8E-05	5	6.93E-08
83	4.4E-05	5	6.39E-08
84	4.3E-05	5	6.21E-08
85	3.7E-05	5	5.35E-08
86	5.7E-04	5	8.33E-07
87	4.3E-04	5	6.19E-07
88	5.2E-05	5	7.62E-08
89	5.1E-03	5	7.46E-06
90	3.8E-03	5	5.48E-06
91	6.0E-03	5	8.72E-06
92	3.7E-03	5	5.36E-06
93	6.9E-03	5	1.00E-05

Ventura Ranch

P1- Building Construction Haul or Vendor Risk

Max Cancer Risk Cancer Risk		*Chronic Non Cancer Risk*	
Receptor #	Total Risk/ Million	REL	HI Offroad
94	4.3E-03	5	6.23E-06
95	3.0E-03	5	4.35E-06
96	2.2E-03	5	3.19E-06
97	1.6E-03	5	2.39E-06
98	1.3E-03	5	1.86E-06
99	4.5E-03	5	6.58E-06
100	3.3E-03	5	4.74E-06
101	2.5E-03	5	3.59E-06
102	1.9E-03	5	2.77E-06
103	1.5E-03	5	2.18E-06
104	1.2E-03	5	1.72E-06
105	9.5E-04	5	1.38E-06
106	7.8E-04	5	1.13E-06
107	6.5E-04	5	9.48E-07
108	5.5E-04	5	8.06E-07
109	3.4E-03	5	4.88E-06
110	2.6E-03	5	3.78E-06
111	2.1E-03	5	2.99E-06
112	1.6E-03	5	2.33E-06
113	1.3E-03	5	1.91E-06
114	1.1E-03	5	1.59E-06
115	9.0E-04	5	1.31E-06
116	7.5E-04	5	1.09E-06
117	6.4E-04	5	9.26E-07
118	5.4E-04	5	7.87E-07
119	4.6E-04	5	6.72E-07
120	4.0E-04	5	5.77E-07
121	3.5E-04	5	5.02E-07
122	3.0E-04	5	4.35E-07
123	2.7E-03	5	3.86E-06
124	2.1E-03	5	3.12E-06

Ventura Ranch

P1- Building Construction Haul or Vendor Risk

Max Cancer Risk Cancer Risk		*Chronic Non Cancer Risk*	
Receptor #	Total Risk/ Million	REL	HI Offroad
125	1.7E-03	5	2.54E-06
126	1.4E-03	5	1.99E-06
127	1.2E-03	5	1.69E-06
128	9.9E-04	5	1.44E-06
129	8.0E-04	5	1.16E-06
130	6.9E-04	5	9.99E-07
131	6.0E-04	5	8.76E-07
132	5.2E-04	5	7.55E-07
133	4.5E-04	5	6.58E-07
134	4.0E-04	5	5.81E-07
135	3.5E-04	5	5.09E-07
136	3.1E-04	5	4.46E-07
137	2.7E-04	5	3.94E-07
138	2.4E-04	5	3.44E-07
139	2.2E-03	5	3.17E-06
140	1.8E-03	5	2.65E-06
141	1.5E-03	5	2.20E-06
142	1.2E-03	5	1.73E-06
143	1.0E-03	5	1.51E-06
144	9.0E-04	5	1.30E-06
145	7.3E-04	5	1.06E-06
146	6.4E-04	5	9.28E-07
147	5.7E-04	5	8.21E-07
148	4.8E-04	5	7.04E-07
149	4.3E-04	5	6.22E-07
150	3.9E-04	5	5.62E-07
151	3.4E-04	5	4.95E-07
152	3.0E-04	5	4.35E-07
153	2.7E-04	5	3.95E-07
154	2.4E-04	5	3.50E-07
155	1.9E-03	5	2.69E-06

Ventura Ranch

P1- Building Construction Haul or Vendor Risk

Max Cancer Risk Cancer Risk		*Chronic Non Cancer Risk*	
Receptor #	Total Risk/ Million	REL	HI Offroad
156	1.6E-03	5	2.30E-06
157	1.3E-03	5	1.93E-06
158	1.1E-03	5	1.53E-06
159	9.4E-04	5	1.36E-06
160	8.1E-04	5	1.18E-06
161	6.7E-04	5	9.70E-07
162	5.9E-04	5	8.60E-07
163	5.3E-04	5	7.69E-07
164	4.6E-04	5	6.65E-07
165	4.1E-04	5	5.91E-07
166	3.7E-04	5	5.39E-07
167	3.3E-04	5	4.78E-07
168	2.9E-04	5	4.19E-07
169	2.6E-04	5	3.85E-07
170	2.4E-04	5	3.44E-07
171	1.6E-03	5	2.34E-06
172	1.4E-03	5	2.03E-06
173	1.2E-03	5	1.72E-06
174	9.5E-04	5	1.37E-06
175	8.4E-04	5	1.22E-06
176	7.4E-04	5	1.07E-06
177	6.1E-04	5	8.93E-07
178	5.5E-04	5	7.95E-07
179	4.9E-04	5	7.16E-07
180	4.3E-04	5	6.23E-07
181	3.8E-04	5	5.56E-07
182	3.5E-04	5	5.10E-07
183	3.1E-04	5	4.56E-07
184	2.8E-04	5	4.01E-07
185	2.5E-04	5	3.70E-07
186	2.3E-04	5	3.33E-07

Ventura Ranch

P1- Building Construction Haul or Vendor Risk

Max Cancer Risk Cancer Risk		*Chronic Non Cancer Risk*	
Receptor #	Total Risk/ Million	REL	HI Offroad
187	1.4E-03	5	2.09E-06
188	1.3E-03	5	1.82E-06
189	1.1E-03	5	1.54E-06
190	8.5E-04	5	1.24E-06
191	7.6E-04	5	1.11E-06
192	6.8E-04	5	9.83E-07
193	5.6E-04	5	8.20E-07
194	5.0E-04	5	7.33E-07
195	4.6E-04	5	6.66E-07
196	4.0E-04	5	5.84E-07
197	3.6E-04	5	5.23E-07
198	3.3E-04	5	4.83E-07
199	3.0E-04	5	4.34E-07
200	2.6E-04	5	3.80E-07
201	2.4E-04	5	3.54E-07
202	2.2E-04	5	3.22E-07
203	1.3E-03	5	1.91E-06
204	1.1E-03	5	1.66E-06
205	9.7E-04	5	1.42E-06
206	7.8E-04	5	1.14E-06
207	7.0E-04	5	1.01E-06
208	6.2E-04	5	9.04E-07
209	5.2E-04	5	7.57E-07
210	4.7E-04	5	6.76E-07
211	4.2E-04	5	6.17E-07
212	3.8E-04	5	5.50E-07
213	3.4E-04	5	4.97E-07
214	3.2E-04	5	4.61E-07
215	2.8E-04	5	4.14E-07
216	2.5E-04	5	3.60E-07
217	2.3E-04	5	3.37E-07

Ventura Ranch

P1- Building Construction Haul or Vendor Risk

Max Cancer Risk Cancer Risk		*Chronic Non Cancer Risk*	
Receptor #	Total Risk/ Million	REL	HI Offroad
218	2.1E-04	5	3.10E-07
219	1.2E-03	5	1.75E-06
220	1.1E-03	5	1.53E-06
221	9.0E-04	5	1.31E-06
222	7.3E-04	5	1.06E-06
223	6.4E-04	5	9.34E-07
224	5.7E-04	5	8.33E-07
225	4.9E-04	5	7.10E-07
226	4.3E-04	5	6.27E-07
227	4.0E-04	5	5.75E-07
228	3.6E-04	5	5.19E-07
229	3.3E-04	5	4.77E-07
230	3.0E-04	5	4.41E-07
231	2.6E-04	5	3.84E-07
232	2.3E-04	5	3.41E-07
233	2.2E-04	5	3.21E-07
234	2.0E-04	5	2.97E-07
235	1.1E-03	5	1.62E-06
236	9.8E-04	5	1.42E-06
237	8.4E-04	5	1.22E-06
238	6.8E-04	5	9.94E-07
239	6.0E-04	5	8.66E-07
240	5.4E-04	5	7.79E-07
241	4.7E-04	5	6.80E-07
242	4.0E-04	5	5.85E-07
243	3.7E-04	5	5.41E-07
244	3.4E-04	5	4.93E-07
245	3.1E-04	5	4.57E-07
246	2.9E-04	5	4.22E-07
247	2.4E-04	5	3.53E-07
248	2.2E-04	5	3.27E-07

Ventura Ranch

P1- Building Construction Haul or Vendor Risk

Max Cancer Risk Cancer Risk		*Chronic Non Cancer Risk*	
Receptor #	Total Risk/ Million	REL	HI Offroad
249	2.1E-04	5	3.06E-07
250	2.0E-04	5	2.84E-07
251	1.1E-03	5	1.53E-06
252	9.1E-04	5	1.33E-06
253	7.9E-04	5	1.14E-06
254	6.6E-04	5	9.59E-07
255	5.6E-04	5	8.10E-07
256	5.1E-04	5	7.36E-07
257	4.5E-04	5	6.53E-07
258	3.8E-04	5	5.54E-07
259	3.5E-04	5	5.11E-07
260	3.2E-04	5	4.68E-07
261	3.0E-04	5	4.34E-07
262	2.8E-04	5	4.02E-07
263	2.3E-04	5	3.36E-07
264	2.2E-04	5	3.16E-07
265	2.0E-04	5	2.89E-07
266	1.8E-04	5	2.67E-07
267	1.0E-03	5	1.49E-06
268	8.5E-04	5	1.24E-06
269	7.5E-04	5	1.09E-06
270	6.5E-04	5	9.37E-07
271	5.3E-04	5	7.67E-07
272	4.8E-04	5	6.96E-07
273	4.3E-04	5	6.25E-07
274	3.7E-04	5	5.42E-07
275	3.3E-04	5	4.83E-07
276	3.1E-04	5	4.48E-07
277	2.8E-04	5	4.03E-07
278	2.5E-04	5	3.62E-07
279	2.3E-04	5	3.30E-07

Ventura Ranch

P1- Building Construction Haul or Vendor Risk

Max Cancer Risk Cancer Risk		*Chronic Non Cancer Risk*	
Receptor #	Total Risk/ Million	REL	HI Offroad
280	2.1E-04	5	3.09E-07
281	1.9E-04	5	2.82E-07
282	1.8E-04	5	2.63E-07
283	1.0E-03	5	1.50E-06
284	8.1E-04	5	1.17E-06
285	7.2E-04	5	1.04E-06
286	6.2E-04	5	9.05E-07
287	5.2E-04	5	7.49E-07
288	4.5E-04	5	6.59E-07
289	4.1E-04	5	6.02E-07
290	3.7E-04	5	5.36E-07
291	3.2E-04	5	4.64E-07
292	3.0E-04	5	4.31E-07
293	2.7E-04	5	3.89E-07
294	2.4E-04	5	3.55E-07
295	2.2E-04	5	3.26E-07
296	2.1E-04	5	3.03E-07
297	1.9E-04	5	2.78E-07
298	1.8E-04	5	2.58E-07
299	7.8E-04	5	1.13E-06
300	6.8E-04	5	9.94E-07
301	6.1E-04	5	8.85E-07
302	5.3E-04	5	7.68E-07
303	4.6E-04	5	6.61E-07
304	4.0E-04	5	5.81E-07
305	3.6E-04	5	5.16E-07
306	3.2E-04	5	4.58E-07
307	2.9E-04	5	4.18E-07
308	2.6E-04	5	3.81E-07

Ventura Ranch

P1- Building Construction Haul or Vendor Risk

Max Cancer Risk Cancer Risk		*Chronic Non Cancer Risk*	
Receptor #	Total Risk/ Million	REL	HI Offroad
309	2.4E-04	5	3.44E-07
310	2.2E-04	5	3.18E-07
311	2.1E-04	5	3.00E-07
312	1.9E-04	5	2.80E-07
313	1.7E-04	5	2.51E-07
314	8.0E-04	5	1.16E-06
315	6.5E-04	5	9.44E-07
316	5.9E-04	5	8.52E-07
317	5.1E-04	5	7.47E-07
318	4.2E-04	5	6.10E-07
319	3.9E-04	5	5.59E-07
320	3.5E-04	5	5.07E-07
321	3.0E-04	5	4.37E-07
322	2.8E-04	5	4.06E-07
323	2.6E-04	5	3.75E-07
324	2.3E-04	5	3.40E-07
325	2.2E-04	5	3.12E-07
326	2.0E-04	5	2.96E-07
327	1.9E-04	5	2.77E-07
328	1.7E-04	5	2.45E-07
329	8.0E-04	5	1.17E-06
330	6.2E-04	5	9.00E-07
331	5.6E-04	5	8.14E-07
332	5.0E-04	5	7.20E-07
333	4.1E-04	5	5.96E-07
334	3.8E-04	5	5.45E-07
335	3.4E-04	5	4.99E-07
336	3.0E-04	5	4.31E-07
337	2.7E-04	5	3.99E-07
338	2.6E-04	5	3.72E-07
339	2.3E-04	5	3.39E-07

Ventura Ranch

P1- Building Construction Haul or Vendor Risk

Max Cancer Risk Cancer Risk	
Receptor #	**Total Risk/ Million**
340	2.1E-04
341	2.0E-04
342	1.9E-04
343	1.6E-04
344	1.5E-04
345	7.7E-04
346	5.9E-04
347	5.4E-04
348	4.8E-04
349	4.0E-04
350	3.7E-04
351	3.4E-04
352	3.0E-04
353	2.7E-04
354	2.5E-04
355	2.3E-04
356	2.1E-04
357	2.0E-04
358	1.9E-04
359	1.6E-04
360	1.4E-04

Chronic Non Cancer Risk	
REL	**HI Offroad**
5	3.08E-07
5	2.92E-07
5	2.73E-07
5	2.40E-07
5	2.12E-07
5	1.12E-06
5	8.60E-07
5	7.78E-07
5	6.93E-07
5	5.87E-07
5	5.33E-07
5	4.88E-07
5	4.32E-07
5	3.94E-07
5	3.68E-07
5	3.38E-07
5	3.03E-07
5	2.88E-07
5	2.70E-07
5	2.39E-07
5	2.07E-07

Ventura Ranch

P1- Paving

		Cancer Risk from Birth to 2 years								
Receptor #	Conc	g/sec	Cair	Dose Constant	Dose	ED	Risk Constant	Risk	Constant 2	Risk/ Million
1	1.74419	3.78E-04	6.6E-04	1.05E-03	6.89E-07	0.08	1.57E-01	8.90E-09	1.0E+06	8.9E-03
2	1.48587	3.78E-04	5.6E-04	1.05E-03	5.87E-07	0.08	1.57E-01	7.58E-09	1.0E+06	7.6E-03
3	1.24779	3.78E-04	4.7E-04	1.05E-03	4.93E-07	0.08	1.57E-01	6.37E-09	1.0E+06	6.4E-03
4	1.0359	3.78E-04	3.9E-04	1.05E-03	4.09E-07	0.08	1.57E-01	5.29E-09	1.0E+06	5.3E-03
5	0.85211	3.78E-04	3.2E-04	1.05E-03	3.37E-07	0.08	1.57E-01	4.35E-09	1.0E+06	4.3E-03
6	0.69399	3.78E-04	2.6E-04	1.05E-03	2.74E-07	0.08	1.57E-01	3.54E-09	1.0E+06	3.5E-03
7	0.56428	3.78E-04	2.1E-04	1.05E-03	2.23E-07	0.08	1.57E-01	2.88E-09	1.0E+06	2.9E-03
8	0.45951	3.78E-04	1.7E-04	1.05E-03	1.82E-07	0.08	1.57E-01	2.34E-09	1.0E+06	2.3E-03
9	0.37548	3.78E-04	1.4E-04	1.05E-03	1.48E-07	0.08	1.57E-01	1.92E-09	1.0E+06	1.9E-03
10	0.30921	3.78E-04	1.2E-04	1.05E-03	1.22E-07	0.08	1.57E-01	1.58E-09	1.0E+06	1.6E-03
11	0.22348	3.78E-04	8.4E-05	1.05E-03	8.83E-08	0.08	1.57E-01	1.14E-09	1.0E+06	1.1E-03
12	0.18619	3.78E-04	7.0E-05	1.05E-03	7.36E-08	0.08	1.57E-01	9.50E-10	1.0E+06	9.5E-04
13	0.15807	3.78E-04	6.0E-05	1.05E-03	6.25E-08	0.08	1.57E-01	8.07E-10	1.0E+06	8.1E-04
14	0.13663	3.78E-04	5.2E-05	1.05E-03	5.40E-08	0.08	1.57E-01	6.97E-10	1.0E+06	7.0E-04
15	0.12062	3.78E-04	4.6E-05	1.05E-03	4.77E-08	0.08	1.57E-01	6.16E-10	1.0E+06	6.2E-04
16	0.10793	3.78E-04	4.1E-05	1.05E-03	4.26E-08	0.08	1.57E-01	5.51E-10	1.0E+06	5.5E-04
17	0.09134	3.78E-04	3.5E-05	1.05E-03	3.61E-08	0.08	1.57E-01	4.66E-10	1.0E+06	4.7E-04
18	0.08367	3.78E-04	3.2E-05	1.05E-03	3.31E-08	0.08	1.57E-01	4.27E-10	1.0E+06	4.3E-04
19	0.07295	3.78E-04	2.8E-05	1.05E-03	2.88E-08	0.08	1.57E-01	3.72E-10	1.0E+06	3.7E-04
20	0.06626	3.78E-04	2.5E-05	1.05E-03	2.62E-08	0.08	1.57E-01	3.38E-10	1.0E+06	3.4E-04
21	0.05918	3.78E-04	2.2E-05	1.05E-03	2.34E-08	0.08	1.57E-01	3.02E-10	1.0E+06	3.0E-04
22	0.57661	3.78E-04	2.2E-04	1.05E-03	2.28E-07	0.08	1.57E-01	2.94E-09	1.0E+06	2.9E-03
23	0.4663	3.78E-04	1.8E-04	1.05E-03	1.84E-07	0.08	1.57E-01	2.38E-09	1.0E+06	2.4E-03
24	0.37932	3.78E-04	1.4E-04	1.05E-03	1.50E-07	0.08	1.57E-01	1.94E-09	1.0E+06	1.9E-03
25	0.31151	3.78E-04	1.2E-04	1.05E-03	1.23E-07	0.08	1.57E-01	1.59E-09	1.0E+06	1.6E-03
26	0.22637	3.78E-04	8.6E-05	1.05E-03	8.94E-08	0.08	1.57E-01	1.16E-09	1.0E+06	1.2E-03
27	0.18813	3.78E-04	7.1E-05	1.05E-03	7.43E-08	0.08	1.57E-01	9.60E-10	1.0E+06	9.6E-04
28	0.15937	3.78E-04	6.0E-05	1.05E-03	6.30E-08	0.08	1.57E-01	8.13E-10	1.0E+06	8.1E-04
29	0.13873	3.78E-04	5.2E-05	1.05E-03	5.48E-08	0.08	1.57E-01	7.08E-10	1.0E+06	7.1E-04
30	0.12447	3.78E-04	4.7E-05	1.05E-03	4.92E-08	0.08	1.57E-01	6.35E-10	1.0E+06	6.4E-04
31	0.10492	3.78E-04	4.0E-05	1.05E-03	4.15E-08	0.08	1.57E-01	5.35E-10	1.0E+06	5.4E-04

Ventura Ranch

P1- Paving

							Cancer Risk from Birth to 2 years			
Receptor #	Conc	g/sec	Cair	Dose Constant	Dose	ED	Risk Constant	Risk	Constant 2	Risk/ Million
32	0.081	3.78E-04	3.1E-05	1.05E-03	3.20E-08	0.08	1.57E-01	4.13E-10	1.0E+06	4.1E-04
33	0.07635	3.78E-04	2.9E-05	1.05E-03	3.02E-08	0.08	1.57E-01	3.90E-10	1.0E+06	3.9E-04
34	0.07501	3.78E-04	2.8E-05	1.05E-03	2.96E-08	0.08	1.57E-01	3.83E-10	1.0E+06	3.8E-04
35	0.14698	3.78E-04	5.6E-05	1.05E-03	5.81E-08	0.08	1.57E-01	7.50E-10	1.0E+06	7.5E-04
36	0.12721	3.78E-04	4.8E-05	1.05E-03	5.03E-08	0.08	1.57E-01	6.49E-10	1.0E+06	6.5E-04
37	4.06955	3.78E-04	1.5E-03	1.05E-03	1.61E-06	0.08	1.57E-01	2.08E-08	1.0E+06	2.1E-02
38	3.97404	3.78E-04	1.5E-03	1.05E-03	1.57E-06	0.08	1.57E-01	2.03E-08	1.0E+06	2.0E-02
39	3.702	3.78E-04	1.4E-03	1.05E-03	1.46E-06	0.08	1.57E-01	1.89E-08	1.0E+06	1.9E-02
40	3.31677	3.78E-04	1.3E-03	1.05E-03	1.31E-06	0.08	1.57E-01	1.69E-08	1.0E+06	1.7E-02
41	4.59189	3.78E-04	1.7E-03	1.05E-03	1.81E-06	0.08	1.57E-01	2.34E-08	1.0E+06	2.3E-02
42	4.5073	3.78E-04	1.7E-03	1.05E-03	1.78E-06	0.08	1.57E-01	2.30E-08	1.0E+06	2.3E-02
43	4.19779	3.78E-04	1.6E-03	1.05E-03	1.66E-06	0.08	1.57E-01	2.14E-08	1.0E+06	2.1E-02
44	3.74723	3.78E-04	1.4E-03	1.05E-03	1.48E-06	0.08	1.57E-01	1.91E-08	1.0E+06	1.9E-02
45	3.21901	3.78E-04	1.2E-03	1.05E-03	1.27E-06	0.08	1.57E-01	1.64E-08	1.0E+06	1.6E-02
46	0.49683	3.78E-04	1.9E-04	1.05E-03	1.96E-07	0.08	1.57E-01	2.54E-09	1.0E+06	2.5E-03
47	0.39719	3.78E-04	1.5E-04	1.05E-03	1.57E-07	0.08	1.57E-01	2.03E-09	1.0E+06	2.0E-03
48	5.14911	3.78E-04	1.9E-03	1.05E-03	2.03E-06	0.08	1.57E-01	2.63E-08	1.0E+06	2.6E-02
49	4.8133	3.78E-04	1.8E-03	1.05E-03	1.90E-06	0.08	1.57E-01	2.46E-08	1.0E+06	2.5E-02
50	4.26333	3.78E-04	1.6E-03	1.05E-03	1.68E-06	0.08	1.57E-01	2.18E-08	1.0E+06	2.2E-02
51	3.60174	3.78E-04	1.4E-03	1.05E-03	1.42E-06	0.08	1.57E-01	1.84E-08	1.0E+06	1.8E-02
52	0.50656	3.78E-04	1.9E-04	1.05E-03	2.00E-07	0.08	1.57E-01	2.58E-09	1.0E+06	2.6E-03
53	0.3584	3.78E-04	1.4E-04	1.05E-03	1.42E-07	0.08	1.57E-01	1.83E-09	1.0E+06	1.8E-03
54	0.29252	3.78E-04	1.1E-04	1.05E-03	1.16E-07	0.08	1.57E-01	1.49E-09	1.0E+06	1.5E-03
55	5.51596	3.78E-04	2.1E-03	1.05E-03	2.18E-06	0.08	1.57E-01	2.81E-08	1.0E+06	2.8E-02
56	4.86165	3.78E-04	1.8E-03	1.05E-03	1.92E-06	0.08	1.57E-01	2.48E-08	1.0E+06	2.5E-02
57	4.05056	3.78E-04	1.5E-03	1.05E-03	1.60E-06	0.08	1.57E-01	2.07E-08	1.0E+06	2.1E-02
58	3.23276	3.78E-04	1.2E-03	1.05E-03	1.28E-06	0.08	1.57E-01	1.65E-08	1.0E+06	1.6E-02
59	0.51738	3.78E-04	2.0E-04	1.05E-03	2.04E-07	0.08	1.57E-01	2.64E-09	1.0E+06	2.6E-03
60	0.36646	3.78E-04	1.4E-04	1.05E-03	1.45E-07	0.08	1.57E-01	1.87E-09	1.0E+06	1.9E-03
61	0.29871	3.78E-04	1.1E-04	1.05E-03	1.18E-07	0.08	1.57E-01	1.52E-09	1.0E+06	1.5E-03
62	0.52952	3.78E-04	2.0E-04	1.05E-03	2.09E-07	0.08	1.57E-01	2.70E-09	1.0E+06	2.7E-03

Ventura Ranch

P1- Paving

							Cancer Risk from Birth to 2 years			
Receptor #	Conc	g/sec	Cair	Dose Constant	Dose	ED	Risk Constant	Risk	Constant 2	Risk/ Million
63	0.37503	3.78E-04	1.4E-04	1.05E-03	1.48E-07	0.08	1.57E-01	1.91E-09	1.0E+06	1.9E-03
64	0.30525	3.78E-04	1.2E-04	1.05E-03	1.21E-07	0.08	1.57E-01	1.56E-09	1.0E+06	1.6E-03
65	0.38533	3.78E-04	1.5E-04	1.05E-03	1.52E-07	0.08	1.57E-01	1.97E-09	1.0E+06	2.0E-03
66	10.22484	3.78E-04	3.9E-03	1.05E-03	4.04E-06	0.08	1.57E-01	5.22E-08	1.0E+06	5.2E-02
67	9.58429	3.78E-04	3.6E-03	1.05E-03	3.79E-06	0.08	1.57E-01	4.89E-08	1.0E+06	4.9E-02
68	0.14678	3.78E-04	5.5E-05	1.05E-03	5.80E-08	0.08	1.57E-01	7.49E-10	1.0E+06	7.5E-04
69	0.12707	3.78E-04	4.8E-05	1.05E-03	5.02E-08	0.08	1.57E-01	6.48E-10	1.0E+06	6.5E-04
70	0.11279	3.78E-04	4.3E-05	1.05E-03	4.46E-08	0.08	1.57E-01	5.76E-10	1.0E+06	5.8E-04
71	0.10297	3.78E-04	3.9E-05	1.05E-03	4.07E-08	0.08	1.57E-01	5.25E-10	1.0E+06	5.3E-04
72	13.05387	3.78E-04	4.9E-03	1.05E-03	5.16E-06	0.08	1.57E-01	6.66E-08	1.0E+06	6.7E-02
73	12.14272	3.78E-04	4.6E-03	1.05E-03	4.80E-06	0.08	1.57E-01	6.20E-08	1.0E+06	6.2E-02
74	0.17774	3.78E-04	6.7E-05	1.05E-03	7.02E-08	0.08	1.57E-01	9.07E-10	1.0E+06	9.1E-04
75	0.15851	3.78E-04	6.0E-05	1.05E-03	6.26E-08	0.08	1.57E-01	8.09E-10	1.0E+06	8.1E-04
76	0.13864	3.78E-04	5.2E-05	1.05E-03	5.48E-08	0.08	1.57E-01	7.07E-10	1.0E+06	7.1E-04
77	0.12324	3.78E-04	4.7E-05	1.05E-03	4.87E-08	0.08	1.57E-01	6.29E-10	1.0E+06	6.3E-04
78	0.11465	3.78E-04	4.3E-05	1.05E-03	4.53E-08	0.08	1.57E-01	5.85E-10	1.0E+06	5.9E-04
79	17.40487	3.78E-04	6.6E-03	1.05E-03	6.88E-06	0.08	1.57E-01	8.88E-08	1.0E+06	8.9E-02
80	16.04707	3.78E-04	6.1E-03	1.05E-03	6.34E-06	0.08	1.57E-01	8.19E-08	1.0E+06	8.2E-02
81	0.19077	3.78E-04	7.2E-05	1.05E-03	7.54E-08	0.08	1.57E-01	9.73E-10	1.0E+06	9.7E-04
82	0.17294	3.78E-04	6.5E-05	1.05E-03	6.83E-08	0.08	1.57E-01	8.82E-10	1.0E+06	8.8E-04
83	0.15891	3.78E-04	6.0E-05	1.05E-03	6.28E-08	0.08	1.57E-01	8.11E-10	1.0E+06	8.1E-04
84	0.1492	3.78E-04	5.6E-05	1.05E-03	5.89E-08	0.08	1.57E-01	7.61E-10	1.0E+06	7.6E-04
85	0.13423	3.78E-04	5.1E-05	1.05E-03	5.30E-08	0.08	1.57E-01	6.85E-10	1.0E+06	6.8E-04
86	24.62937	3.78E-04	9.3E-03	1.05E-03	9.73E-06	0.08	1.57E-01	1.26E-07	1.0E+06	1.3E-01
87	22.88906	3.78E-04	8.7E-03	1.05E-03	9.04E-06	0.08	1.57E-01	1.17E-07	1.0E+06	1.2E-01
88	0.19364	3.78E-04	7.3E-05	1.05E-03	7.65E-08	0.08	1.57E-01	9.88E-10	1.0E+06	9.9E-04
89	6.21197	3.78E-04	2.3E-03	1.05E-03	2.45E-06	0.08	1.57E-01	3.17E-08	1.0E+06	3.2E-02
90	2.88661	3.78E-04	1.1E-03	1.05E-03	1.14E-06	0.08	1.57E-01	1.47E-08	1.0E+06	1.5E-02
91	4.31546	3.78E-04	1.6E-03	1.05E-03	1.70E-06	0.08	1.57E-01	2.20E-08	1.0E+06	2.2E-02
92	7.53673	3.78E-04	2.8E-03	1.05E-03	2.98E-06	0.08	1.57E-01	3.85E-08	1.0E+06	3.8E-02
93	2.08434	3.78E-04	7.9E-04	1.05E-03	8.23E-07	0.08	1.57E-01	1.06E-08	1.0E+06	1.1E-02

Ventura Ranch

P1- Paving

		Cancer Risk from Birth to 2 years								
Receptor #	Conc	g/sec	Cair	Dose Constant	Dose	ED	Risk Constant	Risk	Constant 2	Risk/ Million
94	2.82357	3.78E-04	1.1E-03	1.05E-03	1.12E-06	0.08	1.57E-01	1.44E-08	1.0E+06	1.4E-02
95	4.13574	3.78E-04	1.6E-03	1.05E-03	1.63E-06	0.08	1.57E-01	2.11E-08	1.0E+06	2.1E-02
96	7.78584	3.78E-04	2.9E-03	1.05E-03	3.08E-06	0.08	1.57E-01	3.97E-08	1.0E+06	4.0E-02
97	15.12865	3.78E-04	5.7E-03	1.05E-03	5.98E-06	0.08	1.57E-01	7.72E-08	1.0E+06	7.7E-02
98	22.12098	3.78E-04	8.4E-03	1.05E-03	8.74E-06	0.08	1.57E-01	1.13E-07	1.0E+06	1.1E-01
99	1.46481	3.78E-04	5.5E-04	1.05E-03	5.79E-07	0.08	1.57E-01	7.47E-09	1.0E+06	7.5E-03
100	1.84528	3.78E-04	7.0E-04	1.05E-03	7.29E-07	0.08	1.57E-01	9.42E-09	1.0E+06	9.4E-03
101	2.46216	3.78E-04	9.3E-04	1.05E-03	9.73E-07	0.08	1.57E-01	1.26E-08	1.0E+06	1.3E-02
102	3.69393	3.78E-04	1.4E-03	1.05E-03	1.46E-06	0.08	1.57E-01	1.88E-08	1.0E+06	1.9E-02
103	5.71962	3.78E-04	2.2E-03	1.05E-03	2.26E-06	0.08	1.57E-01	2.92E-08	1.0E+06	2.9E-02
104	8.14125	3.78E-04	3.1E-03	1.05E-03	3.22E-06	0.08	1.57E-01	4.15E-08	1.0E+06	4.2E-02
105	10.73462	3.78E-04	4.1E-03	1.05E-03	4.24E-06	0.08	1.57E-01	5.48E-08	1.0E+06	5.5E-02
106	13.10827	3.78E-04	5.0E-03	1.05E-03	5.18E-06	0.08	1.57E-01	6.69E-08	1.0E+06	6.7E-02
107	15.43661	3.78E-04	5.8E-03	1.05E-03	6.10E-06	0.08	1.57E-01	7.88E-08	1.0E+06	7.9E-02
108	14.75418	3.78E-04	5.6E-03	1.05E-03	5.83E-06	0.08	1.57E-01	7.53E-08	1.0E+06	7.5E-02
109	1.04987	3.78E-04	4.0E-04	1.05E-03	4.15E-07	0.08	1.57E-01	5.36E-09	1.0E+06	5.4E-03
110	1.27195	3.78E-04	4.8E-04	1.05E-03	5.03E-07	0.08	1.57E-01	6.49E-09	1.0E+06	6.5E-03
111	1.61771	3.78E-04	6.1E-04	1.05E-03	6.39E-07	0.08	1.57E-01	8.25E-09	1.0E+06	8.3E-03
112	2.11313	3.78E-04	8.0E-04	1.05E-03	8.35E-07	0.08	1.57E-01	1.08E-08	1.0E+06	1.1E-02
113	2.86727	3.78E-04	1.1E-03	1.05E-03	1.13E-06	0.08	1.57E-01	1.46E-08	1.0E+06	1.5E-02
114	3.91346	3.78E-04	1.5E-03	1.05E-03	1.55E-06	0.08	1.57E-01	2.00E-08	1.0E+06	2.0E-02
115	5.04271	3.78E-04	1.9E-03	1.05E-03	1.99E-06	0.08	1.57E-01	2.57E-08	1.0E+06	2.6E-02
116	6.2706	3.78E-04	2.4E-03	1.05E-03	2.48E-06	0.08	1.57E-01	3.20E-08	1.0E+06	3.2E-02
117	7.30908	3.78E-04	2.8E-03	1.05E-03	2.89E-06	0.08	1.57E-01	3.73E-08	1.0E+06	3.7E-02
118	7.83559	3.78E-04	3.0E-03	1.05E-03	3.10E-06	0.08	1.57E-01	4.00E-08	1.0E+06	4.0E-02
119	7.5024	3.78E-04	2.8E-03	1.05E-03	2.96E-06	0.08	1.57E-01	3.83E-08	1.0E+06	3.8E-02
120	6.66577	3.78E-04	2.5E-03	1.05E-03	2.63E-06	0.08	1.57E-01	3.40E-08	1.0E+06	3.4E-02
121	5.75345	3.78E-04	2.2E-03	1.05E-03	2.27E-06	0.08	1.57E-01	2.94E-08	1.0E+06	2.9E-02
122	4.86707	3.78E-04	1.8E-03	1.05E-03	1.92E-06	0.08	1.57E-01	2.48E-08	1.0E+06	2.5E-02
123	0.7821	3.78E-04	3.0E-04	1.05E-03	3.09E-07	0.08	1.57E-01	3.99E-09	1.0E+06	4.0E-03
124	0.92737	3.78E-04	3.5E-04	1.05E-03	3.66E-07	0.08	1.57E-01	4.73E-09	1.0E+06	4.7E-03

Ventura Ranch

P1- Paving

		Cancer Risk from Birth to 2 years								
Receptor #	Conc	g/sec	Cair	Dose Constant	Dose	ED	Risk Constant	Risk	Constant 2	Risk/ Million
125	1.13937	3.78E-04	4.3E-04	1.05E-03	4.50E-07	0.08	1.57E-01	5.81E-09	1.0E+06	5.8E-03
126	1.37691	3.78E-04	5.2E-04	1.05E-03	5.44E-07	0.08	1.57E-01	7.03E-09	1.0E+06	7.0E-03
127	1.77167	3.78E-04	6.7E-04	1.05E-03	7.00E-07	0.08	1.57E-01	9.04E-09	1.0E+06	9.0E-03
128	2.2814	3.78E-04	8.6E-04	1.05E-03	9.01E-07	0.08	1.57E-01	1.16E-08	1.0E+06	1.2E-02
129	2.70822	3.78E-04	1.0E-03	1.05E-03	1.07E-06	0.08	1.57E-01	1.38E-08	1.0E+06	1.4E-02
130	3.32715	3.78E-04	1.3E-03	1.05E-03	1.31E-06	0.08	1.57E-01	1.70E-08	1.0E+06	1.7E-02
131	3.98337	3.78E-04	1.5E-03	1.05E-03	1.57E-06	0.08	1.57E-01	2.03E-08	1.0E+06	2.0E-02
132	4.41288	3.78E-04	1.7E-03	1.05E-03	1.74E-06	0.08	1.57E-01	2.25E-08	1.0E+06	2.3E-02
133	4.63782	3.78E-04	1.8E-03	1.05E-03	1.83E-06	0.08	1.57E-01	2.37E-08	1.0E+06	2.4E-02
134	4.63006	3.78E-04	1.8E-03	1.05E-03	1.83E-06	0.08	1.57E-01	2.36E-08	1.0E+06	2.4E-02
135	4.3627	3.78E-04	1.6E-03	1.05E-03	1.72E-06	0.08	1.57E-01	2.23E-08	1.0E+06	2.2E-02
136	3.96893	3.78E-04	1.5E-03	1.05E-03	1.57E-06	0.08	1.57E-01	2.03E-08	1.0E+06	2.0E-02
137	3.54951	3.78E-04	1.3E-03	1.05E-03	1.40E-06	0.08	1.57E-01	1.81E-08	1.0E+06	1.8E-02
138	3.11018	3.78E-04	1.2E-03	1.05E-03	1.23E-06	0.08	1.57E-01	1.59E-08	1.0E+06	1.6E-02
139	0.60531	3.78E-04	2.3E-04	1.05E-03	2.39E-07	0.08	1.57E-01	3.09E-09	1.0E+06	3.1E-03
140	0.7081	3.78E-04	2.7E-04	1.05E-03	2.80E-07	0.08	1.57E-01	3.61E-09	1.0E+06	3.6E-03
141	0.84879	3.78E-04	3.2E-04	1.05E-03	3.35E-07	0.08	1.57E-01	4.33E-09	1.0E+06	4.3E-03
142	0.98529	3.78E-04	3.7E-04	1.05E-03	3.89E-07	0.08	1.57E-01	5.03E-09	1.0E+06	5.0E-03
143	1.22509	3.78E-04	4.6E-04	1.05E-03	4.84E-07	0.08	1.57E-01	6.25E-09	1.0E+06	6.3E-03
144	1.50737	3.78E-04	5.7E-04	1.05E-03	5.96E-07	0.08	1.57E-01	7.69E-09	1.0E+06	7.7E-03
145	1.73075	3.78E-04	6.5E-04	1.05E-03	6.84E-07	0.08	1.57E-01	8.83E-09	1.0E+06	8.8E-03
146	2.07515	3.78E-04	7.8E-04	1.05E-03	8.20E-07	0.08	1.57E-01	1.06E-08	1.0E+06	1.1E-02
147	2.43513	3.78E-04	9.2E-04	1.05E-03	9.62E-07	0.08	1.57E-01	1.24E-08	1.0E+06	1.2E-02
148	2.67446	3.78E-04	1.0E-03	1.05E-03	1.06E-06	0.08	1.57E-01	1.36E-08	1.0E+06	1.4E-02
149	2.89781	3.78E-04	1.1E-03	1.05E-03	1.14E-06	0.08	1.57E-01	1.48E-08	1.0E+06	1.5E-02
150	3.07464	3.78E-04	1.2E-03	1.05E-03	1.21E-06	0.08	1.57E-01	1.57E-08	1.0E+06	1.6E-02
151	3.06354	3.78E-04	1.2E-03	1.05E-03	1.21E-06	0.08	1.57E-01	1.56E-08	1.0E+06	1.6E-02
152	2.94938	3.78E-04	1.1E-03	1.05E-03	1.17E-06	0.08	1.57E-01	1.51E-08	1.0E+06	1.5E-02
153	2.8332	3.78E-04	1.1E-03	1.05E-03	1.12E-06	0.08	1.57E-01	1.45E-08	1.0E+06	1.4E-02
154	2.61338	3.78E-04	9.9E-04	1.05E-03	1.03E-06	0.08	1.57E-01	1.33E-08	1.0E+06	1.3E-02
155	0.48128	3.78E-04	1.8E-04	1.05E-03	1.90E-07	0.08	1.57E-01	2.46E-09	1.0E+06	2.5E-03

Ventura Ranch

P1- Paving

							Cancer Risk from Birth to 2 years			
Receptor #	Conc	g/sec	Cair	Dose Constant	Dose	ED	Risk Constant	Risk	Constant 2	Risk/ Million
156	0.56135	3.78E-04	2.1E-04	1.05E-03	2.22E-07	0.08	1.57E-01	2.86E-09	1.0E+06	2.9E-03
157	0.6536	3.78E-04	2.5E-04	1.05E-03	2.58E-07	0.08	1.57E-01	3.34E-09	1.0E+06	3.3E-03
158	0.74763	3.78E-04	2.8E-04	1.05E-03	2.95E-07	0.08	1.57E-01	3.82E-09	1.0E+06	3.8E-03
159	0.9036	3.78E-04	3.4E-04	1.05E-03	3.57E-07	0.08	1.57E-01	4.61E-09	1.0E+06	4.6E-03
160	1.07849	3.78E-04	4.1E-04	1.05E-03	4.26E-07	0.08	1.57E-01	5.50E-09	1.0E+06	5.5E-03
161	1.20951	3.78E-04	4.6E-04	1.05E-03	4.78E-07	0.08	1.57E-01	6.17E-09	1.0E+06	6.2E-03
162	1.41201	3.78E-04	5.3E-04	1.05E-03	5.58E-07	0.08	1.57E-01	7.21E-09	1.0E+06	7.2E-03
163	1.62642	3.78E-04	6.1E-04	1.05E-03	6.43E-07	0.08	1.57E-01	8.30E-09	1.0E+06	8.3E-03
164	1.77723	3.78E-04	6.7E-04	1.05E-03	7.02E-07	0.08	1.57E-01	9.07E-09	1.0E+06	9.1E-03
165	1.93404	3.78E-04	7.3E-04	1.05E-03	7.64E-07	0.08	1.57E-01	9.87E-09	1.0E+06	9.9E-03
166	2.09076	3.78E-04	7.9E-04	1.05E-03	8.26E-07	0.08	1.57E-01	1.07E-08	1.0E+06	1.1E-02
167	2.14788	3.78E-04	8.1E-04	1.05E-03	8.49E-07	0.08	1.57E-01	1.10E-08	1.0E+06	1.1E-02
168	2.13133	3.78E-04	8.1E-04	1.05E-03	8.42E-07	0.08	1.57E-01	1.09E-08	1.0E+06	1.1E-02
169	2.14022	3.78E-04	8.1E-04	1.05E-03	8.46E-07	0.08	1.57E-01	1.09E-08	1.0E+06	1.1E-02
170	2.06144	3.78E-04	7.8E-04	1.05E-03	8.14E-07	0.08	1.57E-01	1.05E-08	1.0E+06	1.1E-02
171	0.39425	3.78E-04	1.5E-04	1.05E-03	1.56E-07	0.08	1.57E-01	2.01E-09	1.0E+06	2.0E-03
172	0.45515	3.78E-04	1.7E-04	1.05E-03	1.80E-07	0.08	1.57E-01	2.32E-09	1.0E+06	2.3E-03
173	0.52324	3.78E-04	2.0E-04	1.05E-03	2.07E-07	0.08	1.57E-01	2.67E-09	1.0E+06	2.7E-03
174	0.59062	3.78E-04	2.2E-04	1.05E-03	2.33E-07	0.08	1.57E-01	3.01E-09	1.0E+06	3.0E-03
175	0.69621	3.78E-04	2.6E-04	1.05E-03	2.75E-07	0.08	1.57E-01	3.55E-09	1.0E+06	3.6E-03
176	0.81224	3.78E-04	3.1E-04	1.05E-03	3.21E-07	0.08	1.57E-01	4.14E-09	1.0E+06	4.1E-03
177	0.8946	3.78E-04	3.4E-04	1.05E-03	3.53E-07	0.08	1.57E-01	4.56E-09	1.0E+06	4.6E-03
178	1.01974	3.78E-04	3.9E-04	1.05E-03	4.03E-07	0.08	1.57E-01	5.20E-09	1.0E+06	5.2E-03
179	1.15422	3.78E-04	4.4E-04	1.05E-03	4.56E-07	0.08	1.57E-01	5.89E-09	1.0E+06	5.9E-03
180	1.25061	3.78E-04	4.7E-04	1.05E-03	4.94E-07	0.08	1.57E-01	6.38E-09	1.0E+06	6.4E-03
181	1.35299	3.78E-04	5.1E-04	1.05E-03	5.35E-07	0.08	1.57E-01	6.90E-09	1.0E+06	6.9E-03
182	1.47014	3.78E-04	5.6E-04	1.05E-03	5.81E-07	0.08	1.57E-01	7.50E-09	1.0E+06	7.5E-03
183	1.53097	3.78E-04	5.8E-04	1.05E-03	6.05E-07	0.08	1.57E-01	7.81E-09	1.0E+06	7.8E-03
184	1.54419	3.78E-04	5.8E-04	1.05E-03	6.10E-07	0.08	1.57E-01	7.88E-09	1.0E+06	7.9E-03
185	1.59116	3.78E-04	6.0E-04	1.05E-03	6.29E-07	0.08	1.57E-01	8.12E-09	1.0E+06	8.1E-03
186	1.57862	3.78E-04	6.0E-04	1.05E-03	6.24E-07	0.08	1.57E-01	8.06E-09	1.0E+06	8.1E-03

Ventura Ranch

P1- Paving

		Cancer Risk from Birth to 2 years								
Receptor #	Conc	g/sec	Cair	Dose Constant	Dose	ED	Risk Constant	Risk	Constant 2	Risk/ Million
187	0.33109	3.78E-04	1.3E-04	1.05E-03	1.31E-07	0.08	1.57E-01	1.69E-09	1.0E+06	1.7E-03
188	0.37817	3.78E-04	1.4E-04	1.05E-03	1.49E-07	0.08	1.57E-01	1.93E-09	1.0E+06	1.9E-03
189	0.43	3.78E-04	1.6E-04	1.05E-03	1.70E-07	0.08	1.57E-01	2.19E-09	1.0E+06	2.2E-03
190	0.47947	3.78E-04	1.8E-04	1.05E-03	1.89E-07	0.08	1.57E-01	2.45E-09	1.0E+06	2.4E-03
191	0.55346	3.78E-04	2.1E-04	1.05E-03	2.19E-07	0.08	1.57E-01	2.82E-09	1.0E+06	2.8E-03
192	0.63119	3.78E-04	2.4E-04	1.05E-03	2.49E-07	0.08	1.57E-01	3.22E-09	1.0E+06	3.2E-03
193	0.68603	3.78E-04	2.6E-04	1.05E-03	2.71E-07	0.08	1.57E-01	3.50E-09	1.0E+06	3.5E-03
194	0.76759	3.78E-04	2.9E-04	1.05E-03	3.03E-07	0.08	1.57E-01	3.92E-09	1.0E+06	3.9E-03
195	0.85813	3.78E-04	3.2E-04	1.05E-03	3.39E-07	0.08	1.57E-01	4.38E-09	1.0E+06	4.4E-03
196	0.92351	3.78E-04	3.5E-04	1.05E-03	3.65E-07	0.08	1.57E-01	4.71E-09	1.0E+06	4.7E-03
197	0.99356	3.78E-04	3.8E-04	1.05E-03	3.93E-07	0.08	1.57E-01	5.07E-09	1.0E+06	5.1E-03
198	1.07816	3.78E-04	4.1E-04	1.05E-03	4.26E-07	0.08	1.57E-01	5.50E-09	1.0E+06	5.5E-03
199	1.12839	3.78E-04	4.3E-04	1.05E-03	4.46E-07	0.08	1.57E-01	5.76E-09	1.0E+06	5.8E-03
200	1.13778	3.78E-04	4.3E-04	1.05E-03	4.50E-07	0.08	1.57E-01	5.81E-09	1.0E+06	5.8E-03
201	1.19128	3.78E-04	4.5E-04	1.05E-03	4.71E-07	0.08	1.57E-01	6.08E-09	1.0E+06	6.1E-03
202	1.20542	3.78E-04	4.6E-04	1.05E-03	4.76E-07	0.08	1.57E-01	6.15E-09	1.0E+06	6.2E-03
203	0.28373	3.78E-04	1.1E-04	1.05E-03	1.12E-07	0.08	1.57E-01	1.45E-09	1.0E+06	1.4E-03
204	0.32098	3.78E-04	1.2E-04	1.05E-03	1.27E-07	0.08	1.57E-01	1.64E-09	1.0E+06	1.6E-03
205	0.36158	3.78E-04	1.4E-04	1.05E-03	1.43E-07	0.08	1.57E-01	1.85E-09	1.0E+06	1.8E-03
206	0.3997	3.78E-04	1.5E-04	1.05E-03	1.58E-07	0.08	1.57E-01	2.04E-09	1.0E+06	2.0E-03
207	0.4521	3.78E-04	1.7E-04	1.05E-03	1.79E-07	0.08	1.57E-01	2.31E-09	1.0E+06	2.3E-03
208	0.5071	3.78E-04	1.9E-04	1.05E-03	2.00E-07	0.08	1.57E-01	2.59E-09	1.0E+06	2.6E-03
209	0.54316	3.78E-04	2.1E-04	1.05E-03	2.15E-07	0.08	1.57E-01	2.77E-09	1.0E+06	2.8E-03
210	0.5968	3.78E-04	2.3E-04	1.05E-03	2.36E-07	0.08	1.57E-01	3.05E-09	1.0E+06	3.0E-03
211	0.65911	3.78E-04	2.5E-04	1.05E-03	2.60E-07	0.08	1.57E-01	3.36E-09	1.0E+06	3.4E-03
212	0.70917	3.78E-04	2.7E-04	1.05E-03	2.80E-07	0.08	1.57E-01	3.62E-09	1.0E+06	3.6E-03
213	0.76186	3.78E-04	2.9E-04	1.05E-03	3.01E-07	0.08	1.57E-01	3.89E-09	1.0E+06	3.9E-03
214	0.82369	3.78E-04	3.1E-04	1.05E-03	3.25E-07	0.08	1.57E-01	4.20E-09	1.0E+06	4.2E-03
215	0.85966	3.78E-04	3.2E-04	1.05E-03	3.40E-07	0.08	1.57E-01	4.39E-09	1.0E+06	4.4E-03
216	0.86193	3.78E-04	3.3E-04	1.05E-03	3.41E-07	0.08	1.57E-01	4.40E-09	1.0E+06	4.4E-03
217	0.90757	3.78E-04	3.4E-04	1.05E-03	3.59E-07	0.08	1.57E-01	4.63E-09	1.0E+06	4.6E-03

Ventura Ranch

P1- Paving

		Cancer Risk from Birth to 2 years								
Receptor #	Conc	g/sec	Cair	Dose Constant	Dose	ED	Risk Constant	Risk	Constant 2	Risk/ Million
218	0.93286	3.78E-04	3.5E-04	1.05E-03	3.69E-07	0.08	1.57E-01	4.76E-09	1.0E+06	4.8E-03
219	0.24681	3.78E-04	9.3E-05	1.05E-03	9.75E-08	0.08	1.57E-01	1.26E-09	1.0E+06	1.3E-03
220	0.27688	3.78E-04	1.0E-04	1.05E-03	1.09E-07	0.08	1.57E-01	1.41E-09	1.0E+06	1.4E-03
221	0.30881	3.78E-04	1.2E-04	1.05E-03	1.22E-07	0.08	1.57E-01	1.58E-09	1.0E+06	1.6E-03
222	0.33889	3.78E-04	1.3E-04	1.05E-03	1.34E-07	0.08	1.57E-01	1.73E-09	1.0E+06	1.7E-03
223	0.37662	3.78E-04	1.4E-04	1.05E-03	1.49E-07	0.08	1.57E-01	1.92E-09	1.0E+06	1.9E-03
224	0.41548	3.78E-04	1.6E-04	1.05E-03	1.64E-07	0.08	1.57E-01	2.12E-09	1.0E+06	2.1E-03
225	0.44318	3.78E-04	1.7E-04	1.05E-03	1.75E-07	0.08	1.57E-01	2.26E-09	1.0E+06	2.3E-03
226	0.47697	3.78E-04	1.8E-04	1.05E-03	1.88E-07	0.08	1.57E-01	2.43E-09	1.0E+06	2.4E-03
227	0.52154	3.78E-04	2.0E-04	1.05E-03	2.06E-07	0.08	1.57E-01	2.66E-09	1.0E+06	2.7E-03
228	0.56021	3.78E-04	2.1E-04	1.05E-03	2.21E-07	0.08	1.57E-01	2.86E-09	1.0E+06	2.9E-03
229	0.6041	3.78E-04	2.3E-04	1.05E-03	2.39E-07	0.08	1.57E-01	3.08E-09	1.0E+06	3.1E-03
230	0.64824	3.78E-04	2.5E-04	1.05E-03	2.56E-07	0.08	1.57E-01	3.31E-09	1.0E+06	3.3E-03
231	0.66004	3.78E-04	2.5E-04	1.05E-03	2.61E-07	0.08	1.57E-01	3.37E-09	1.0E+06	3.4E-03
232	0.67098	3.78E-04	2.5E-04	1.05E-03	2.65E-07	0.08	1.57E-01	3.42E-09	1.0E+06	3.4E-03
233	0.7084	3.78E-04	2.7E-04	1.05E-03	2.80E-07	0.08	1.57E-01	3.61E-09	1.0E+06	3.6E-03
234	0.73038	3.78E-04	2.8E-04	1.05E-03	2.89E-07	0.08	1.57E-01	3.73E-09	1.0E+06	3.7E-03
235	0.21731	3.78E-04	8.2E-05	1.05E-03	8.59E-08	0.08	1.57E-01	1.11E-09	1.0E+06	1.1E-03
236	0.24179	3.78E-04	9.1E-05	1.05E-03	9.55E-08	0.08	1.57E-01	1.23E-09	1.0E+06	1.2E-03
237	0.26727	3.78E-04	1.0E-04	1.05E-03	1.06E-07	0.08	1.57E-01	1.36E-09	1.0E+06	1.4E-03
238	0.29208	3.78E-04	1.1E-04	1.05E-03	1.15E-07	0.08	1.57E-01	1.49E-09	1.0E+06	1.5E-03
239	0.31854	3.78E-04	1.2E-04	1.05E-03	1.26E-07	0.08	1.57E-01	1.63E-09	1.0E+06	1.6E-03
240	0.34809	3.78E-04	1.3E-04	1.05E-03	1.38E-07	0.08	1.57E-01	1.78E-09	1.0E+06	1.8E-03
241	0.37163	3.78E-04	1.4E-04	1.05E-03	1.47E-07	0.08	1.57E-01	1.90E-09	1.0E+06	1.9E-03
242	0.38945	3.78E-04	1.5E-04	1.05E-03	1.54E-07	0.08	1.57E-01	1.99E-09	1.0E+06	2.0E-03
243	0.4242	3.78E-04	1.6E-04	1.05E-03	1.68E-07	0.08	1.57E-01	2.16E-09	1.0E+06	2.2E-03
244	0.45469	3.78E-04	1.7E-04	1.05E-03	1.80E-07	0.08	1.57E-01	2.32E-09	1.0E+06	2.3E-03
245	0.48962	3.78E-04	1.9E-04	1.05E-03	1.93E-07	0.08	1.57E-01	2.50E-09	1.0E+06	2.5E-03
246	0.52214	3.78E-04	2.0E-04	1.05E-03	2.06E-07	0.08	1.57E-01	2.66E-09	1.0E+06	2.7E-03
247	0.51359	3.78E-04	1.9E-04	1.05E-03	2.03E-07	0.08	1.57E-01	2.62E-09	1.0E+06	2.6E-03
248	0.53805	3.78E-04	2.0E-04	1.05E-03	2.13E-07	0.08	1.57E-01	2.75E-09	1.0E+06	2.7E-03

Ventura Ranch

P1- Paving

					Cancer Risk from Birth to 2 years					
Receptor #	Conc	g/sec	Cair	Dose Constant	Dose	ED	Risk Constant	Risk	Constant 2	Risk/ Million
249	0.56447	3.78E-04	2.1E-04	1.05E-03	2.23E-07	0.08	1.57E-01	2.88E-09	1.0E+06	2.9E-03
250	0.58231	3.78E-04	2.2E-04	1.05E-03	2.30E-07	0.08	1.57E-01	2.97E-09	1.0E+06	3.0E-03
251	0.19372	3.78E-04	7.3E-05	1.05E-03	7.65E-08	0.08	1.57E-01	9.89E-10	1.0E+06	9.9E-04
252	0.21332	3.78E-04	8.1E-05	1.05E-03	8.43E-08	0.08	1.57E-01	1.09E-09	1.0E+06	1.1E-03
253	0.23417	3.78E-04	8.9E-05	1.05E-03	9.25E-08	0.08	1.57E-01	1.19E-09	1.0E+06	1.2E-03
254	0.25607	3.78E-04	9.7E-05	1.05E-03	1.01E-07	0.08	1.57E-01	1.31E-09	1.0E+06	1.3E-03
255	0.27326	3.78E-04	1.0E-04	1.05E-03	1.08E-07	0.08	1.57E-01	1.39E-09	1.0E+06	1.4E-03
256	0.2967	3.78E-04	1.1E-04	1.05E-03	1.17E-07	0.08	1.57E-01	1.51E-09	1.0E+06	1.5E-03
257	0.31656	3.78E-04	1.2E-04	1.05E-03	1.25E-07	0.08	1.57E-01	1.62E-09	1.0E+06	1.6E-03
258	0.32608	3.78E-04	1.2E-04	1.05E-03	1.29E-07	0.08	1.57E-01	1.66E-09	1.0E+06	1.7E-03
259	0.35107	3.78E-04	1.3E-04	1.05E-03	1.39E-07	0.08	1.57E-01	1.79E-09	1.0E+06	1.8E-03
260	0.37472	3.78E-04	1.4E-04	1.05E-03	1.48E-07	0.08	1.57E-01	1.91E-09	1.0E+06	1.9E-03
261	0.40071	3.78E-04	1.5E-04	1.05E-03	1.58E-07	0.08	1.57E-01	2.04E-09	1.0E+06	2.0E-03
262	0.42721	3.78E-04	1.6E-04	1.05E-03	1.69E-07	0.08	1.57E-01	2.18E-09	1.0E+06	2.2E-03
263	0.41789	3.78E-04	1.6E-04	1.05E-03	1.65E-07	0.08	1.57E-01	2.13E-09	1.0E+06	2.1E-03
264	0.44349	3.78E-04	1.7E-04	1.05E-03	1.75E-07	0.08	1.57E-01	2.26E-09	1.0E+06	2.3E-03
265	0.4547	3.78E-04	1.7E-04	1.05E-03	1.80E-07	0.08	1.57E-01	2.32E-09	1.0E+06	2.3E-03
266	0.4665	3.78E-04	1.8E-04	1.05E-03	1.84E-07	0.08	1.57E-01	2.38E-09	1.0E+06	2.4E-03
267	0.17521	3.78E-04	6.6E-05	1.05E-03	6.92E-08	0.08	1.57E-01	8.94E-10	1.0E+06	8.9E-04
268	0.19148	3.78E-04	7.2E-05	1.05E-03	7.57E-08	0.08	1.57E-01	9.77E-10	1.0E+06	9.8E-04
269	0.20965	3.78E-04	7.9E-05	1.05E-03	8.28E-08	0.08	1.57E-01	1.07E-09	1.0E+06	1.1E-03
270	0.22694	3.78E-04	8.6E-05	1.05E-03	8.97E-08	0.08	1.57E-01	1.16E-09	1.0E+06	1.2E-03
271	0.23797	3.78E-04	9.0E-05	1.05E-03	9.40E-08	0.08	1.57E-01	1.21E-09	1.0E+06	1.2E-03
272	0.25571	3.78E-04	9.7E-05	1.05E-03	1.01E-07	0.08	1.57E-01	1.30E-09	1.0E+06	1.3E-03
273	0.27202	3.78E-04	1.0E-04	1.05E-03	1.07E-07	0.08	1.57E-01	1.39E-09	1.0E+06	1.4E-03
274	0.28191	3.78E-04	1.1E-04	1.05E-03	1.11E-07	0.08	1.57E-01	1.44E-09	1.0E+06	1.4E-03
275	0.2947	3.78E-04	1.1E-04	1.05E-03	1.16E-07	0.08	1.57E-01	1.50E-09	1.0E+06	1.5E-03
276	0.31488	3.78E-04	1.2E-04	1.05E-03	1.24E-07	0.08	1.57E-01	1.61E-09	1.0E+06	1.6E-03
277	0.32822	3.78E-04	1.2E-04	1.05E-03	1.30E-07	0.08	1.57E-01	1.67E-09	1.0E+06	1.7E-03
278	0.34027	3.78E-04	1.3E-04	1.05E-03	1.34E-07	0.08	1.57E-01	1.74E-09	1.0E+06	1.7E-03
279	0.3542	3.78E-04	1.3E-04	1.05E-03	1.40E-07	0.08	1.57E-01	1.81E-09	1.0E+06	1.8E-03

Ventura Ranch

P1- Paving

							Cancer Risk from Birth to 2 years			
Receptor #	Conc	g/sec	Cair	Dose Constant	Dose	ED	Risk Constant	Risk	Constant 2	Risk/ Million
280	0.37377	3.78E-04	1.4E-04	1.05E-03	1.48E-07	0.08	1.57E-01	1.91E-09	1.0E+06	1.9E-03
281	0.38225	3.78E-04	1.4E-04	1.05E-03	1.51E-07	0.08	1.57E-01	1.95E-09	1.0E+06	2.0E-03
282	0.39502	3.78E-04	1.5E-04	1.05E-03	1.56E-07	0.08	1.57E-01	2.02E-09	1.0E+06	2.0E-03
283	0.16037	3.78E-04	6.1E-05	1.05E-03	6.34E-08	0.08	1.57E-01	8.18E-10	1.0E+06	8.2E-04
284	0.17246	3.78E-04	6.5E-05	1.05E-03	6.81E-08	0.08	1.57E-01	8.80E-10	1.0E+06	8.8E-04
285	0.18769	3.78E-04	7.1E-05	1.05E-03	7.42E-08	0.08	1.57E-01	9.58E-10	1.0E+06	9.6E-04
286	0.20193	3.78E-04	7.6E-05	1.05E-03	7.98E-08	0.08	1.57E-01	1.03E-09	1.0E+06	1.0E-03
287	0.21149	3.78E-04	8.0E-05	1.05E-03	8.36E-08	0.08	1.57E-01	1.08E-09	1.0E+06	1.1E-03
288	0.22276	3.78E-04	8.4E-05	1.05E-03	8.80E-08	0.08	1.57E-01	1.14E-09	1.0E+06	1.1E-03
289	0.23722	3.78E-04	9.0E-05	1.05E-03	9.37E-08	0.08	1.57E-01	1.21E-09	1.0E+06	1.2E-03
290	0.24812	3.78E-04	9.4E-05	1.05E-03	9.80E-08	0.08	1.57E-01	1.27E-09	1.0E+06	1.3E-03
291	0.25299	3.78E-04	9.6E-05	1.05E-03	1.00E-07	0.08	1.57E-01	1.29E-09	1.0E+06	1.3E-03
292	0.26851	3.78E-04	1.0E-04	1.05E-03	1.06E-07	0.08	1.57E-01	1.37E-09	1.0E+06	1.4E-03
293	0.27946	3.78E-04	1.1E-04	1.05E-03	1.10E-07	0.08	1.57E-01	1.43E-09	1.0E+06	1.4E-03
294	0.29146	3.78E-04	1.1E-04	1.05E-03	1.15E-07	0.08	1.57E-01	1.49E-09	1.0E+06	1.5E-03
295	0.30455	3.78E-04	1.2E-04	1.05E-03	1.20E-07	0.08	1.57E-01	1.55E-09	1.0E+06	1.6E-03
296	0.31894	3.78E-04	1.2E-04	1.05E-03	1.26E-07	0.08	1.57E-01	1.63E-09	1.0E+06	1.6E-03
297	0.32815	3.78E-04	1.2E-04	1.05E-03	1.30E-07	0.08	1.57E-01	1.67E-09	1.0E+06	1.7E-03
298	0.33705	3.78E-04	1.3E-04	1.05E-03	1.33E-07	0.08	1.57E-01	1.72E-09	1.0E+06	1.7E-03
299	0.15683	3.78E-04	5.9E-05	1.05E-03	6.20E-08	0.08	1.57E-01	8.00E-10	1.0E+06	8.0E-04
300	0.169	3.78E-04	6.4E-05	1.05E-03	6.68E-08	0.08	1.57E-01	8.62E-10	1.0E+06	8.6E-04
301	0.18135	3.78E-04	6.9E-05	1.05E-03	7.16E-08	0.08	1.57E-01	9.25E-10	1.0E+06	9.3E-04
302	0.19214	3.78E-04	7.3E-05	1.05E-03	7.59E-08	0.08	1.57E-01	9.80E-10	1.0E+06	9.8E-04
303	0.20074	3.78E-04	7.6E-05	1.05E-03	7.93E-08	0.08	1.57E-01	1.02E-09	1.0E+06	1.0E-03
304	0.20884	3.78E-04	7.9E-05	1.05E-03	8.25E-08	0.08	1.57E-01	1.07E-09	1.0E+06	1.1E-03
305	0.21679	3.78E-04	8.2E-05	1.05E-03	8.56E-08	0.08	1.57E-01	1.11E-09	1.0E+06	1.1E-03
306	0.22323	3.78E-04	8.4E-05	1.05E-03	8.82E-08	0.08	1.57E-01	1.14E-09	1.0E+06	1.1E-03
307	0.23282	3.78E-04	8.8E-05	1.05E-03	9.20E-08	0.08	1.57E-01	1.19E-09	1.0E+06	1.2E-03
308	0.24269	3.78E-04	9.2E-05	1.05E-03	9.59E-08	0.08	1.57E-01	1.24E-09	1.0E+06	1.2E-03

Ventura Ranch

P1- Paving

		Cancer Risk from Birth to 2 years								
Receptor #	Conc	g/sec	Cair	Dose Constant	Dose	ED	Risk Constant	Risk	Constant 2	Risk/ Million
309	0.25057	3.78E-04	9.5E-05	1.05E-03	9.90E-08	0.08	1.57E-01	1.28E-09	1.0E+06	1.3E-03
310	0.2621	3.78E-04	9.9E-05	1.05E-03	1.04E-07	0.08	1.57E-01	1.34E-09	1.0E+06	1.3E-03
311	0.27669	3.78E-04	1.0E-04	1.05E-03	1.09E-07	0.08	1.57E-01	1.41E-09	1.0E+06	1.4E-03
312	0.28905	3.78E-04	1.1E-04	1.05E-03	1.14E-07	0.08	1.57E-01	1.47E-09	1.0E+06	1.5E-03
313	0.28926	3.78E-04	1.1E-04	1.05E-03	1.14E-07	0.08	1.57E-01	1.48E-09	1.0E+06	1.5E-03
314	0.14298	3.78E-04	5.4E-05	1.05E-03	5.65E-08	0.08	1.57E-01	7.30E-10	1.0E+06	7.3E-04
315	0.15281	3.78E-04	5.8E-05	1.05E-03	6.04E-08	0.08	1.57E-01	7.80E-10	1.0E+06	7.8E-04
316	0.16338	3.78E-04	6.2E-05	1.05E-03	6.45E-08	0.08	1.57E-01	8.34E-10	1.0E+06	8.3E-04
317	0.17271	3.78E-04	6.5E-05	1.05E-03	6.82E-08	0.08	1.57E-01	8.81E-10	1.0E+06	8.8E-04
318	0.17587	3.78E-04	6.6E-05	1.05E-03	6.95E-08	0.08	1.57E-01	8.97E-10	1.0E+06	9.0E-04
319	0.18536	3.78E-04	7.0E-05	1.05E-03	7.32E-08	0.08	1.57E-01	9.46E-10	1.0E+06	9.5E-04
320	0.19335	3.78E-04	7.3E-05	1.05E-03	7.64E-08	0.08	1.57E-01	9.87E-10	1.0E+06	9.9E-04
321	0.19436	3.78E-04	7.3E-05	1.05E-03	7.68E-08	0.08	1.57E-01	9.92E-10	1.0E+06	9.9E-04
322	0.2042	3.78E-04	7.7E-05	1.05E-03	8.07E-08	0.08	1.57E-01	1.04E-09	1.0E+06	1.0E-03
323	0.2132	3.78E-04	8.1E-05	1.05E-03	8.42E-08	0.08	1.57E-01	1.09E-09	1.0E+06	1.1E-03
324	0.22	3.78E-04	8.3E-05	1.05E-03	8.69E-08	0.08	1.57E-01	1.12E-09	1.0E+06	1.1E-03
325	0.22865	3.78E-04	8.6E-05	1.05E-03	9.03E-08	0.08	1.57E-01	1.17E-09	1.0E+06	1.2E-03
326	0.24174	3.78E-04	9.1E-05	1.05E-03	9.55E-08	0.08	1.57E-01	1.23E-09	1.0E+06	1.2E-03
327	0.25236	3.78E-04	9.5E-05	1.05E-03	9.97E-08	0.08	1.57E-01	1.29E-09	1.0E+06	1.3E-03
328	0.25049	3.78E-04	9.5E-05	1.05E-03	9.90E-08	0.08	1.57E-01	1.28E-09	1.0E+06	1.3E-03
329	0.1325	3.78E-04	5.0E-05	1.05E-03	5.23E-08	0.08	1.57E-01	6.76E-10	1.0E+06	6.8E-04
330	0.13899	3.78E-04	5.3E-05	1.05E-03	5.49E-08	0.08	1.57E-01	7.09E-10	1.0E+06	7.1E-04
331	0.14787	3.78E-04	5.6E-05	1.05E-03	5.84E-08	0.08	1.57E-01	7.55E-10	1.0E+06	7.5E-04
332	0.15588	3.78E-04	5.9E-05	1.05E-03	6.16E-08	0.08	1.57E-01	7.95E-10	1.0E+06	8.0E-04
333	0.15911	3.78E-04	6.0E-05	1.05E-03	6.29E-08	0.08	1.57E-01	8.12E-10	1.0E+06	8.1E-04
334	0.16672	3.78E-04	6.3E-05	1.05E-03	6.59E-08	0.08	1.57E-01	8.51E-10	1.0E+06	8.5E-04
335	0.17395	3.78E-04	6.6E-05	1.05E-03	6.87E-08	0.08	1.57E-01	8.88E-10	1.0E+06	8.9E-04
336	0.17478	3.78E-04	6.6E-05	1.05E-03	6.91E-08	0.08	1.57E-01	8.92E-10	1.0E+06	8.9E-04
337	0.18198	3.78E-04	6.9E-05	1.05E-03	7.19E-08	0.08	1.57E-01	9.29E-10	1.0E+06	9.3E-04
338	0.1903	3.78E-04	7.2E-05	1.05E-03	7.52E-08	0.08	1.57E-01	9.71E-10	1.0E+06	9.7E-04
339	0.19649	3.78E-04	7.4E-05	1.05E-03	7.76E-08	0.08	1.57E-01	1.00E-09	1.0E+06	1.0E-03

Ventura Ranch

P1- Paving

		Cancer Risk from Birth to 2 years								
Receptor #	Conc	g/sec	Cair	Dose Constant	Dose	ED	Risk Constant	Risk	Constant 2	Risk/ Million
340	0.20173	3.78E-04	7.6E-05	1.05E-03	7.97E-08	0.08	1.57E-01	1.03E-09	1.0E+06	1.0E-03
341	0.21293	3.78E-04	8.0E-05	1.05E-03	8.41E-08	0.08	1.57E-01	1.09E-09	1.0E+06	1.1E-03
342	0.22192	3.78E-04	8.4E-05	1.05E-03	8.77E-08	0.08	1.57E-01	1.13E-09	1.0E+06	1.1E-03
343	0.21907	3.78E-04	8.3E-05	1.05E-03	8.66E-08	0.08	1.57E-01	1.12E-09	1.0E+06	1.1E-03
344	0.2145	3.78E-04	8.1E-05	1.05E-03	8.47E-08	0.08	1.57E-01	1.09E-09	1.0E+06	1.1E-03
345	0.12149	3.78E-04	4.6E-05	1.05E-03	4.80E-08	0.08	1.57E-01	6.20E-10	1.0E+06	6.2E-04
346	0.12716	3.78E-04	4.8E-05	1.05E-03	5.02E-08	0.08	1.57E-01	6.49E-10	1.0E+06	6.5E-04
347	0.13467	3.78E-04	5.1E-05	1.05E-03	5.32E-08	0.08	1.57E-01	6.87E-10	1.0E+06	6.9E-04
348	0.1416	3.78E-04	5.4E-05	1.05E-03	5.59E-08	0.08	1.57E-01	7.23E-10	1.0E+06	7.2E-04
349	0.14539	3.78E-04	5.5E-05	1.05E-03	5.74E-08	0.08	1.57E-01	7.42E-10	1.0E+06	7.4E-04
350	0.1513	3.78E-04	5.7E-05	1.05E-03	5.98E-08	0.08	1.57E-01	7.72E-10	1.0E+06	7.7E-04
351	0.15732	3.78E-04	5.9E-05	1.05E-03	6.22E-08	0.08	1.57E-01	8.03E-10	1.0E+06	8.0E-04
352	0.1597	3.78E-04	6.0E-05	1.05E-03	6.31E-08	0.08	1.57E-01	8.15E-10	1.0E+06	8.1E-04
353	0.16416	3.78E-04	6.2E-05	1.05E-03	6.49E-08	0.08	1.57E-01	8.38E-10	1.0E+06	8.4E-04
354	0.17124	3.78E-04	6.5E-05	1.05E-03	6.77E-08	0.08	1.57E-01	8.74E-10	1.0E+06	8.7E-04
355	0.17664	3.78E-04	6.7E-05	1.05E-03	6.98E-08	0.08	1.57E-01	9.01E-10	1.0E+06	9.0E-04
356	0.17959	3.78E-04	6.8E-05	1.05E-03	7.10E-08	0.08	1.57E-01	9.16E-10	1.0E+06	9.2E-04
357	0.1893	3.78E-04	7.2E-05	1.05E-03	7.48E-08	0.08	1.57E-01	9.66E-10	1.0E+06	9.7E-04
358	0.19706	3.78E-04	7.4E-05	1.05E-03	7.79E-08	0.08	1.57E-01	1.01E-09	1.0E+06	1.0E-03
359	0.19654	3.78E-04	7.4E-05	1.05E-03	7.76E-08	0.08	1.57E-01	1.00E-09	1.0E+06	1.0E-03
360	0.18848	3.78E-04	7.1E-05	1.05E-03	7.45E-08	0.08	1.57E-01	9.62E-10	1.0E+06	9.6E-04

Ventura Ranch

P1- Paving

Max Cancer Risk Cancer Risk	
Receptor #	**Total Risk/ Million**
1	8.9E-03
2	7.6E-03
3	6.4E-03
4	5.3E-03
5	4.3E-03
6	3.5E-03
7	2.9E-03
8	2.3E-03
9	1.9E-03
10	1.6E-03
11	1.1E-03
12	9.5E-04
13	8.1E-04
14	7.0E-04
15	6.2E-04
16	5.5E-04
17	4.7E-04
18	4.3E-04
19	3.7E-04
20	3.4E-04
21	3.0E-04
22	2.9E-03
23	2.4E-03
24	1.9E-03
25	1.6E-03
26	1.2E-03
27	9.6E-04
28	8.1E-04
29	7.1E-04
30	6.4E-04
31	5.4E-04

Max	**Receptor #**	
0.126	86	Res

Chronic Non Cancer Risk	
REL	**HI Offroad**
5	1.32E-04
5	1.12E-04
5	9.43E-05
5	7.83E-05
5	6.44E-05
5	5.25E-05
5	4.27E-05
5	3.47E-05
5	2.84E-05
5	2.34E-05
5	1.69E-05
5	1.41E-05
5	1.19E-05
5	1.03E-05
5	9.12E-06
5	8.16E-06
5	6.91E-06
5	6.33E-06
5	5.51E-06
5	5.01E-06
5	4.47E-06
5	4.36E-05
5	3.53E-05
5	2.87E-05
5	2.35E-05
5	1.71E-05
5	1.42E-05
5	1.20E-05
5	1.05E-05
5	9.41E-06
5	7.93E-06

Max	**Receptor #**	
1.862E-03	86	Res

Ventura Ranch

P1- Paving

Max Cancer Risk Cancer Risk		*Chronic Non Cancer Risk*	
Receptor #	Total Risk/ Million	REL	HI Offroad
32	4.1E-04	5	6.12E-06
33	3.9E-04	5	5.77E-06
34	3.8E-04	5	5.67E-06
35	7.5E-04	5	1.11E-05
36	6.5E-04	5	9.62E-06
37	2.1E-02	5	3.08E-04
38	2.0E-02	5	3.00E-04
39	1.9E-02	5	2.80E-04
40	1.7E-02	5	2.51E-04
41	2.3E-02	5	3.47E-04
42	2.3E-02	5	3.41E-04
43	2.1E-02	5	3.17E-04
44	1.9E-02	5	2.83E-04
45	1.6E-02	5	2.43E-04
46	2.5E-03	5	3.76E-05
47	2.0E-03	5	3.00E-05
48	2.6E-02	5	3.89E-04
49	2.5E-02	5	3.64E-04
50	2.2E-02	5	3.22E-04
51	1.8E-02	5	2.72E-04
52	2.6E-03	5	3.83E-05
53	1.8E-03	5	2.71E-05
54	1.5E-03	5	2.21E-05
55	2.8E-02	5	4.17E-04
56	2.5E-02	5	3.68E-04
57	2.1E-02	5	3.06E-04
58	1.6E-02	5	2.44E-04
59	2.6E-03	5	3.91E-05
60	1.9E-03	5	2.77E-05
61	1.5E-03	5	2.26E-05
62	2.7E-03	5	4.00E-05

Ventura Ranch

P1- Paving

Max Cancer Risk Cancer Risk		*Chronic Non Cancer Risk*	
Receptor #	Total Risk/ Million	REL	HI Offroad
63	1.9E-03	5	2.84E-05
64	1.6E-03	5	2.31E-05
65	2.0E-03	5	2.91E-05
66	5.2E-02	5	7.73E-04
67	4.9E-02	5	7.25E-04
68	7.5E-04	5	1.11E-05
69	6.5E-04	5	9.61E-06
70	5.8E-04	5	8.53E-06
71	5.3E-04	5	7.78E-06
72	6.7E-02	5	9.87E-04
73	6.2E-02	5	9.18E-04
74	9.1E-04	5	1.34E-05
75	8.1E-04	5	1.20E-05
76	7.1E-04	5	1.05E-05
77	6.3E-04	5	9.32E-06
78	5.9E-04	5	8.67E-06
79	8.9E-02	5	1.32E-03
80	8.2E-02	5	1.21E-03
81	9.7E-04	5	1.44E-05
82	8.8E-04	5	1.31E-05
83	8.1E-04	5	1.20E-05
84	7.6E-04	5	1.13E-05
85	6.8E-04	5	1.01E-05
86	1.3E-01	5	1.86E-03
87	1.2E-01	5	1.73E-03
88	9.9E-04	5	1.46E-05
89	3.2E-02	5	4.70E-04
90	1.5E-02	5	2.18E-04
91	2.2E-02	5	3.26E-04
92	3.8E-02	5	5.70E-04
93	1.1E-02	5	1.58E-04

Ventura Ranch

P1- Paving

Max Cancer Risk Cancer Risk		*Chronic Non Cancer Risk*	
Receptor #	Total Risk/ Million	REL	HI Offroad
94	1.4E-02	5	2.13E-04
95	2.1E-02	5	3.13E-04
96	4.0E-02	5	5.89E-04
97	7.7E-02	5	1.14E-03
98	1.1E-01	5	1.67E-03
99	7.5E-03	5	1.11E-04
100	9.4E-03	5	1.40E-04
101	1.3E-02	5	1.86E-04
102	1.9E-02	5	2.79E-04
103	2.9E-02	5	4.32E-04
104	4.2E-02	5	6.15E-04
105	5.5E-02	5	8.12E-04
106	6.7E-02	5	9.91E-04
107	7.9E-02	5	1.17E-03
108	7.5E-02	5	1.12E-03
109	5.4E-03	5	7.94E-05
110	6.5E-03	5	9.62E-05
111	8.3E-03	5	1.22E-04
112	1.1E-02	5	1.60E-04
113	1.5E-02	5	2.17E-04
114	2.0E-02	5	2.96E-04
115	2.6E-02	5	3.81E-04
116	3.2E-02	5	4.74E-04
117	3.7E-02	5	5.53E-04
118	4.0E-02	5	5.92E-04
119	3.8E-02	5	5.67E-04
120	3.4E-02	5	5.04E-04
121	2.9E-02	5	4.35E-04
122	2.5E-02	5	3.68E-04
123	4.0E-03	5	5.91E-05
124	4.7E-03	5	7.01E-05

Ventura Ranch

P1- Paving

Max Cancer Risk Cancer Risk		*Chronic Non Cancer Risk*	
Receptor #	Total Risk/ Million	REL	HI Offroad
125	5.8E-03	5	8.61E-05
126	7.0E-03	5	1.04E-04
127	9.0E-03	5	1.34E-04
128	1.2E-02	5	1.72E-04
129	1.4E-02	5	2.05E-04
130	1.7E-02	5	2.52E-04
131	2.0E-02	5	3.01E-04
132	2.3E-02	5	3.34E-04
133	2.4E-02	5	3.51E-04
134	2.4E-02	5	3.50E-04
135	2.2E-02	5	3.30E-04
136	2.0E-02	5	3.00E-04
137	1.8E-02	5	2.68E-04
138	1.6E-02	5	2.35E-04
139	3.1E-03	5	4.58E-05
140	3.6E-03	5	5.35E-05
141	4.3E-03	5	6.42E-05
142	5.0E-03	5	7.45E-05
143	6.3E-03	5	9.26E-05
144	7.7E-03	5	1.14E-04
145	8.8E-03	5	1.31E-04
146	1.1E-02	5	1.57E-04
147	1.2E-02	5	1.84E-04
148	1.4E-02	5	2.02E-04
149	1.5E-02	5	2.19E-04
150	1.6E-02	5	2.32E-04
151	1.6E-02	5	2.32E-04
152	1.5E-02	5	2.23E-04
153	1.4E-02	5	2.14E-04
154	1.3E-02	5	1.98E-04
155	2.5E-03	5	3.64E-05

Ventura Ranch

P1- Paving

Max Cancer Risk Cancer Risk		*Chronic Non Cancer Risk*	
Receptor #	Total Risk/ Million	REL	HI Offroad
156	2.9E-03	5	4.24E-05
157	3.3E-03	5	4.94E-05
158	3.8E-03	5	5.65E-05
159	4.6E-03	5	6.83E-05
160	5.5E-03	5	8.15E-05
161	6.2E-03	5	9.14E-05
162	7.2E-03	5	1.07E-04
163	8.3E-03	5	1.23E-04
164	9.1E-03	5	1.34E-04
165	9.9E-03	5	1.46E-04
166	1.1E-02	5	1.58E-04
167	1.1E-02	5	1.62E-04
168	1.1E-02	5	1.61E-04
169	1.1E-02	5	1.62E-04
170	1.1E-02	5	1.56E-04
171	2.0E-03	5	2.98E-05
172	2.3E-03	5	3.44E-05
173	2.7E-03	5	3.96E-05
174	3.0E-03	5	4.47E-05
175	3.6E-03	5	5.26E-05
176	4.1E-03	5	6.14E-05
177	4.6E-03	5	6.76E-05
178	5.2E-03	5	7.71E-05
179	5.9E-03	5	8.73E-05
180	6.4E-03	5	9.45E-05
181	6.9E-03	5	1.02E-04
182	7.5E-03	5	1.11E-04
183	7.8E-03	5	1.16E-04
184	7.9E-03	5	1.17E-04
185	8.1E-03	5	1.20E-04
186	8.1E-03	5	1.19E-04

Ventura Ranch
P1- Paving

Max Cancer Risk Cancer Risk		*Chronic Non Cancer Risk*	
Receptor #	Total Risk/ Million	REL	HI Offroad
187	1.7E-03	5	2.50E-05
188	1.9E-03	5	2.86E-05
189	2.2E-03	5	3.25E-05
190	2.4E-03	5	3.62E-05
191	2.8E-03	5	4.18E-05
192	3.2E-03	5	4.77E-05
193	3.5E-03	5	5.19E-05
194	3.9E-03	5	5.80E-05
195	4.4E-03	5	6.49E-05
196	4.7E-03	5	6.98E-05
197	5.1E-03	5	7.51E-05
198	5.5E-03	5	8.15E-05
199	5.8E-03	5	8.53E-05
200	5.8E-03	5	8.60E-05
201	6.1E-03	5	9.01E-05
202	6.2E-03	5	9.11E-05
203	1.4E-03	5	2.14E-05
204	1.6E-03	5	2.43E-05
205	1.8E-03	5	2.73E-05
206	2.0E-03	5	3.02E-05
207	2.3E-03	5	3.42E-05
208	2.6E-03	5	3.83E-05
209	2.8E-03	5	4.11E-05
210	3.0E-03	5	4.51E-05
211	3.4E-03	5	4.98E-05
212	3.6E-03	5	5.36E-05
213	3.9E-03	5	5.76E-05
214	4.2E-03	5	6.23E-05
215	4.4E-03	5	6.50E-05
216	4.4E-03	5	6.52E-05
217	4.6E-03	5	6.86E-05

Ventura Ranch

P1- Paving

Max Cancer Risk Cancer Risk		*Chronic Non Cancer Risk*	
Receptor #	Total Risk/ Million	REL	HI Offroad
218	4.8E-03	5	7.05E-05
219	1.3E-03	5	1.87E-05
220	1.4E-03	5	2.09E-05
221	1.6E-03	5	2.33E-05
222	1.7E-03	5	2.56E-05
223	1.9E-03	5	2.85E-05
224	2.1E-03	5	3.14E-05
225	2.3E-03	5	3.35E-05
226	2.4E-03	5	3.61E-05
227	2.7E-03	5	3.94E-05
228	2.9E-03	5	4.24E-05
229	3.1E-03	5	4.57E-05
230	3.3E-03	5	4.90E-05
231	3.4E-03	5	4.99E-05
232	3.4E-03	5	5.07E-05
233	3.6E-03	5	5.36E-05
234	3.7E-03	5	5.52E-05
235	1.1E-03	5	1.64E-05
236	1.2E-03	5	1.83E-05
237	1.4E-03	5	2.02E-05
238	1.5E-03	5	2.21E-05
239	1.6E-03	5	2.41E-05
240	1.8E-03	5	2.63E-05
241	1.9E-03	5	2.81E-05
242	2.0E-03	5	2.94E-05
243	2.2E-03	5	3.21E-05
244	2.3E-03	5	3.44E-05
245	2.5E-03	5	3.70E-05
246	2.7E-03	5	3.95E-05
247	2.6E-03	5	3.88E-05
248	2.7E-03	5	4.07E-05

Ventura Ranch

P1- Paving

Max Cancer Risk Cancer Risk		*Chronic Non Cancer Risk*	
Receptor #	Total Risk/ Million	REL	HI Offroad
249	2.9E-03	5	4.27E-05
250	3.0E-03	5	4.40E-05
251	9.9E-04	5	1.46E-05
252	1.1E-03	5	1.61E-05
253	1.2E-03	5	1.77E-05
254	1.3E-03	5	1.94E-05
255	1.4E-03	5	2.07E-05
256	1.5E-03	5	2.24E-05
257	1.6E-03	5	2.39E-05
258	1.7E-03	5	2.47E-05
259	1.8E-03	5	2.65E-05
260	1.9E-03	5	2.83E-05
261	2.0E-03	5	3.03E-05
262	2.2E-03	5	3.23E-05
263	2.1E-03	5	3.16E-05
264	2.3E-03	5	3.35E-05
265	2.3E-03	5	3.44E-05
266	2.4E-03	5	3.53E-05
267	8.9E-04	5	1.32E-05
268	9.8E-04	5	1.45E-05
269	1.1E-03	5	1.58E-05
270	1.2E-03	5	1.72E-05
271	1.2E-03	5	1.80E-05
272	1.3E-03	5	1.93E-05
273	1.4E-03	5	2.06E-05
274	1.4E-03	5	2.13E-05
275	1.5E-03	5	2.23E-05
276	1.6E-03	5	2.38E-05
277	1.7E-03	5	2.48E-05
278	1.7E-03	5	2.57E-05
279	1.8E-03	5	2.68E-05

Ventura Ranch

P1- Paving

Max Cancer Risk Cancer Risk		*Chronic Non Cancer Risk*	
Receptor #	Total Risk/ Million	REL	HI Offroad
280	1.9E-03	5	2.83E-05
281	2.0E-03	5	2.89E-05
282	2.0E-03	5	2.99E-05
283	8.2E-04	5	1.21E-05
284	8.8E-04	5	1.30E-05
285	9.6E-04	5	1.42E-05
286	1.0E-03	5	1.53E-05
287	1.1E-03	5	1.60E-05
288	1.1E-03	5	1.68E-05
289	1.2E-03	5	1.79E-05
290	1.3E-03	5	1.88E-05
291	1.3E-03	5	1.91E-05
292	1.4E-03	5	2.03E-05
293	1.4E-03	5	2.11E-05
294	1.5E-03	5	2.20E-05
295	1.6E-03	5	2.30E-05
296	1.6E-03	5	2.41E-05
297	1.7E-03	5	2.48E-05
298	1.7E-03	5	2.55E-05
299	8.0E-04	5	1.19E-05
300	8.6E-04	5	1.28E-05
301	9.3E-04	5	1.37E-05
302	9.8E-04	5	1.45E-05
303	1.0E-03	5	1.52E-05
304	1.1E-03	5	1.58E-05
305	1.1E-03	5	1.64E-05
306	1.1E-03	5	1.69E-05
307	1.2E-03	5	1.76E-05
308	1.2E-03	5	1.83E-05

Ventura Ranch

P1- Paving

Max Cancer Risk Cancer Risk		*Chronic Non Cancer Risk*	
Receptor #	Total Risk/ Million	REL	HI Offroad
309	1.3E-03	5	1.89E-05
310	1.3E-03	5	1.98E-05
311	1.4E-03	5	2.09E-05
312	1.5E-03	5	2.19E-05
313	1.5E-03	5	2.19E-05
314	7.3E-04	5	1.08E-05
315	7.8E-04	5	1.16E-05
316	8.3E-04	5	1.24E-05
317	8.8E-04	5	1.31E-05
318	9.0E-04	5	1.33E-05
319	9.5E-04	5	1.40E-05
320	9.9E-04	5	1.46E-05
321	9.9E-04	5	1.47E-05
322	1.0E-03	5	1.54E-05
323	1.1E-03	5	1.61E-05
324	1.1E-03	5	1.66E-05
325	1.2E-03	5	1.73E-05
326	1.2E-03	5	1.83E-05
327	1.3E-03	5	1.91E-05
328	1.3E-03	5	1.89E-05
329	6.8E-04	5	1.00E-05
330	7.1E-04	5	1.05E-05
331	7.5E-04	5	1.12E-05
332	8.0E-04	5	1.18E-05
333	8.1E-04	5	1.20E-05
334	8.5E-04	5	1.26E-05
335	8.9E-04	5	1.32E-05
336	8.9E-04	5	1.32E-05
337	9.3E-04	5	1.38E-05
338	9.7E-04	5	1.44E-05
339	1.0E-03	5	1.49E-05

Ventura Ranch

P1- Paving

Max Cancer Risk Cancer Risk		*Chronic Non Cancer Risk*	
Receptor #	**Total Risk/ Million**	**REL**	**HI Offroad**
340	1.0E-03	5	1.53E-05
341	1.1E-03	5	1.61E-05
342	1.1E-03	5	1.68E-05
343	1.1E-03	5	1.66E-05
344	1.1E-03	5	1.62E-05
345	6.2E-04	5	9.18E-06
346	6.5E-04	5	9.61E-06
347	6.9E-04	5	1.02E-05
348	7.2E-04	5	1.07E-05
349	7.4E-04	5	1.10E-05
350	7.7E-04	5	1.14E-05
351	8.0E-04	5	1.19E-05
352	8.1E-04	5	1.21E-05
353	8.4E-04	5	1.24E-05
354	8.7E-04	5	1.29E-05
355	9.0E-04	5	1.34E-05
356	9.2E-04	5	1.36E-05
357	9.7E-04	5	1.43E-05
358	1.0E-03	5	1.49E-05
359	1.0E-03	5	1.49E-05
360	9.6E-04	5	1.42E-05

Ventura Ranch

P1- Architectural Coating

		Cancer Risk from Birth to 2 years								
Receptor #	Conc	g/sec	Cair	Dose Constant	Dose	ED	Risk Constant	Risk	Constant 2	Risk/ Million
1	1.66315	6.30E-05	1.0E-04	1.05E-03	1.10E-07	0.08	1.57E-01	1.41E-09	1.0E+06	1.4E-03
2	1.42104	6.30E-05	9.0E-05	1.05E-03	9.36E-08	0.08	1.57E-01	1.21E-09	1.0E+06	1.2E-03
3	1.19747	6.30E-05	7.5E-05	1.05E-03	7.88E-08	0.08	1.57E-01	1.02E-09	1.0E+06	1.0E-03
4	0.99798	6.30E-05	6.3E-05	1.05E-03	6.57E-08	0.08	1.57E-01	8.49E-10	1.0E+06	8.5E-04
5	0.82463	6.30E-05	5.2E-05	1.05E-03	5.43E-08	0.08	1.57E-01	7.01E-10	1.0E+06	7.0E-04
6	0.67755	6.30E-05	4.3E-05	1.05E-03	4.46E-08	0.08	1.57E-01	5.76E-10	1.0E+06	5.8E-04
7	0.55367	6.30E-05	3.5E-05	1.05E-03	3.65E-08	0.08	1.57E-01	4.71E-10	1.0E+06	4.7E-04
8	0.45257	6.30E-05	2.9E-05	1.05E-03	2.98E-08	0.08	1.57E-01	3.85E-10	1.0E+06	3.8E-04
9	0.37183	6.30E-05	2.3E-05	1.05E-03	2.45E-08	0.08	1.57E-01	3.16E-10	1.0E+06	3.2E-04
10	0.30746	6.30E-05	1.9E-05	1.05E-03	2.02E-08	0.08	1.57E-01	2.61E-10	1.0E+06	2.6E-04
11	0.2558	6.30E-05	1.6E-05	1.05E-03	1.68E-08	0.08	1.57E-01	2.18E-10	1.0E+06	2.2E-04
12	0.2155	6.30E-05	1.4E-05	1.05E-03	1.42E-08	0.08	1.57E-01	1.83E-10	1.0E+06	1.8E-04
13	0.184	6.30E-05	1.2E-05	1.05E-03	1.21E-08	0.08	1.57E-01	1.56E-10	1.0E+06	1.6E-04
14	0.14323	6.30E-05	9.0E-06	1.05E-03	9.43E-09	0.08	1.57E-01	1.22E-10	1.0E+06	1.2E-04
15	0.12576	6.30E-05	7.9E-06	1.05E-03	8.28E-09	0.08	1.57E-01	1.07E-10	1.0E+06	1.1E-04
16	0.11245	6.30E-05	7.1E-06	1.05E-03	7.40E-09	0.08	1.57E-01	9.56E-11	1.0E+06	9.6E-05
17	0.09662	6.30E-05	6.1E-06	1.05E-03	6.36E-09	0.08	1.57E-01	8.22E-11	1.0E+06	8.2E-05
18	0.08857	6.30E-05	5.6E-06	1.05E-03	5.83E-09	0.08	1.57E-01	7.53E-11	1.0E+06	7.5E-05
19	0.07744	6.30E-05	4.9E-06	1.05E-03	5.10E-09	0.08	1.57E-01	6.59E-11	1.0E+06	6.6E-05
20	0.0701	6.30E-05	4.4E-06	1.05E-03	4.62E-09	0.08	1.57E-01	5.96E-11	1.0E+06	6.0E-05
21	0.06193	6.30E-05	3.9E-06	1.05E-03	4.08E-09	0.08	1.57E-01	5.27E-11	1.0E+06	5.3E-05
22	0.5668	6.30E-05	3.6E-05	1.05E-03	3.73E-08	0.08	1.57E-01	4.82E-10	1.0E+06	4.8E-04
23	0.46004	6.30E-05	2.9E-05	1.05E-03	3.03E-08	0.08	1.57E-01	3.91E-10	1.0E+06	3.9E-04
24	0.37558	6.30E-05	2.4E-05	1.05E-03	2.47E-08	0.08	1.57E-01	3.19E-10	1.0E+06	3.2E-04
25	0.30926	6.30E-05	1.9E-05	1.05E-03	2.04E-08	0.08	1.57E-01	2.63E-10	1.0E+06	2.6E-04
26	0.25687	6.30E-05	1.6E-05	1.05E-03	1.69E-08	0.08	1.57E-01	2.18E-10	1.0E+06	2.2E-04
27	0.21617	6.30E-05	1.4E-05	1.05E-03	1.42E-08	0.08	1.57E-01	1.84E-10	1.0E+06	1.8E-04
28	0.16812	6.30E-05	1.1E-05	1.05E-03	1.11E-08	0.08	1.57E-01	1.43E-10	1.0E+06	1.4E-04
29	0.14497	6.30E-05	9.1E-06	1.05E-03	9.55E-09	0.08	1.57E-01	1.23E-10	1.0E+06	1.2E-04
30	0.1293	6.30E-05	8.1E-06	1.05E-03	8.51E-09	0.08	1.57E-01	1.10E-10	1.0E+06	1.1E-04
31	0.11044	6.30E-05	7.0E-06	1.05E-03	7.27E-09	0.08	1.57E-01	9.39E-11	1.0E+06	9.4E-05

Ventura Ranch

P1- Architectural Coating

		Cancer Risk from Birth to 2 years								
Receptor #	Conc	g/sec	Cair	Dose Constant	Dose	ED	Risk Constant	Risk	Constant 2	Risk/ Million
32	0.08599	6.30E-05	5.4E-06	1.05E-03	5.66E-09	0.08	1.57E-01	7.31E-11	1.0E+06	7.3E-05
33	0.08095	6.30E-05	5.1E-06	1.05E-03	5.33E-09	0.08	1.57E-01	6.88E-11	1.0E+06	6.9E-05
34	0.0796	6.30E-05	5.0E-06	1.05E-03	5.24E-09	0.08	1.57E-01	6.77E-11	1.0E+06	6.8E-05
35	0.16303	6.30E-05	1.0E-05	1.05E-03	1.07E-08	0.08	1.57E-01	1.39E-10	1.0E+06	1.4E-04
36	0.13189	6.30E-05	8.3E-06	1.05E-03	8.68E-09	0.08	1.57E-01	1.12E-10	1.0E+06	1.1E-04
37	3.7612	6.30E-05	2.4E-04	1.05E-03	2.48E-07	0.08	1.57E-01	3.20E-09	1.0E+06	3.2E-03
38	3.67731	6.30E-05	2.3E-04	1.05E-03	2.42E-07	0.08	1.57E-01	3.13E-09	1.0E+06	3.1E-03
39	3.43424	6.30E-05	2.2E-04	1.05E-03	2.26E-07	0.08	1.57E-01	2.92E-09	1.0E+06	2.9E-03
40	3.09047	6.30E-05	1.9E-04	1.05E-03	2.03E-07	0.08	1.57E-01	2.63E-09	1.0E+06	2.6E-03
41	4.22298	6.30E-05	2.7E-04	1.05E-03	2.78E-07	0.08	1.57E-01	3.59E-09	1.0E+06	3.6E-03
42	4.15106	6.30E-05	2.6E-04	1.05E-03	2.73E-07	0.08	1.57E-01	3.53E-09	1.0E+06	3.5E-03
43	3.87897	6.30E-05	2.4E-04	1.05E-03	2.55E-07	0.08	1.57E-01	3.30E-09	1.0E+06	3.3E-03
44	3.48674	6.30E-05	2.2E-04	1.05E-03	2.30E-07	0.08	1.57E-01	2.97E-09	1.0E+06	3.0E-03
45	3.03	6.30E-05	1.9E-04	1.05E-03	2.00E-07	0.08	1.57E-01	2.58E-09	1.0E+06	2.6E-03
46	0.48883	6.30E-05	3.1E-05	1.05E-03	3.22E-08	0.08	1.57E-01	4.16E-10	1.0E+06	4.2E-04
47	0.39139	6.30E-05	2.5E-05	1.05E-03	2.58E-08	0.08	1.57E-01	3.33E-10	1.0E+06	3.3E-04
48	4.71177	6.30E-05	3.0E-04	1.05E-03	3.10E-07	0.08	1.57E-01	4.01E-09	1.0E+06	4.0E-03
49	4.42907	6.30E-05	2.8E-04	1.05E-03	2.92E-07	0.08	1.57E-01	3.77E-09	1.0E+06	3.8E-03
50	3.9608	6.30E-05	2.5E-04	1.05E-03	2.61E-07	0.08	1.57E-01	3.37E-09	1.0E+06	3.4E-03
51	3.38592	6.30E-05	2.1E-04	1.05E-03	2.23E-07	0.08	1.57E-01	2.88E-09	1.0E+06	2.9E-03
52	0.49697	6.30E-05	3.1E-05	1.05E-03	3.27E-08	0.08	1.57E-01	4.23E-10	1.0E+06	4.2E-04
53	0.3962	6.30E-05	2.5E-05	1.05E-03	2.61E-08	0.08	1.57E-01	3.37E-10	1.0E+06	3.4E-04
54	0.32206	6.30E-05	2.0E-05	1.05E-03	2.12E-08	0.08	1.57E-01	2.74E-10	1.0E+06	2.7E-04
55	5.02628	6.30E-05	3.2E-04	1.05E-03	3.31E-07	0.08	1.57E-01	4.27E-09	1.0E+06	4.3E-03
56	4.4815	6.30E-05	2.8E-04	1.05E-03	2.95E-07	0.08	1.57E-01	3.81E-09	1.0E+06	3.8E-03
57	3.78963	6.30E-05	2.4E-04	1.05E-03	2.50E-07	0.08	1.57E-01	3.22E-09	1.0E+06	3.2E-03
58	3.06312	6.30E-05	1.9E-04	1.05E-03	2.02E-07	0.08	1.57E-01	2.61E-09	1.0E+06	2.6E-03
59	0.50615	6.30E-05	3.2E-05	1.05E-03	3.33E-08	0.08	1.57E-01	4.30E-10	1.0E+06	4.3E-04
60	0.40218	6.30E-05	2.5E-05	1.05E-03	2.65E-08	0.08	1.57E-01	3.42E-10	1.0E+06	3.4E-04
61	0.32675	6.30E-05	2.1E-05	1.05E-03	2.15E-08	0.08	1.57E-01	2.78E-10	1.0E+06	2.8E-04
62	0.5165	6.30E-05	3.3E-05	1.05E-03	3.40E-08	0.08	1.57E-01	4.39E-10	1.0E+06	4.4E-04

Ventura Ranch

P1- Architectural Coating

		Cancer Risk from Birth to 2 years								
Receptor #	Conc	g/sec	Cair	Dose Constant	Dose	ED	Risk Constant	Risk	Constant 2	Risk/ Million
63	0.40914	6.30E-05	2.6E-05	1.05E-03	2.69E-08	0.08	1.57E-01	3.48E-10	1.0E+06	3.5E-04
64	0.33249	6.30E-05	2.1E-05	1.05E-03	2.19E-08	0.08	1.57E-01	2.83E-10	1.0E+06	2.8E-04
65	0.41776	6.30E-05	2.6E-05	1.05E-03	2.75E-08	0.08	1.57E-01	3.55E-10	1.0E+06	3.6E-04
66	8.92531	6.30E-05	5.6E-04	1.05E-03	5.88E-07	0.08	1.57E-01	7.59E-09	1.0E+06	7.6E-03
67	8.45321	6.30E-05	5.3E-04	1.05E-03	5.57E-07	0.08	1.57E-01	7.19E-09	1.0E+06	7.2E-03
68	0.15173	6.30E-05	9.6E-06	1.05E-03	9.99E-09	0.08	1.57E-01	1.29E-10	1.0E+06	1.3E-04
69	0.13328	6.30E-05	8.4E-06	1.05E-03	8.78E-09	0.08	1.57E-01	1.13E-10	1.0E+06	1.1E-04
70	0.11864	6.30E-05	7.5E-06	1.05E-03	7.81E-09	0.08	1.57E-01	1.01E-10	1.0E+06	1.0E-04
71	0.10807	6.30E-05	6.8E-06	1.05E-03	7.12E-09	0.08	1.57E-01	9.19E-11	1.0E+06	9.2E-05
72	11.14512	6.30E-05	7.0E-04	1.05E-03	7.34E-07	0.08	1.57E-01	9.48E-09	1.0E+06	9.5E-03
73	10.47273	6.30E-05	6.6E-04	1.05E-03	6.90E-07	0.08	1.57E-01	8.91E-09	1.0E+06	8.9E-03
74	0.18085	6.30E-05	1.1E-05	1.05E-03	1.19E-08	0.08	1.57E-01	1.54E-10	1.0E+06	1.5E-04
75	0.16252	6.30E-05	1.0E-05	1.05E-03	1.07E-08	0.08	1.57E-01	1.38E-10	1.0E+06	1.4E-04
76	0.14406	6.30E-05	9.1E-06	1.05E-03	9.49E-09	0.08	1.57E-01	1.23E-10	1.0E+06	1.2E-04
77	0.12884	6.30E-05	8.1E-06	1.05E-03	8.48E-09	0.08	1.57E-01	1.10E-10	1.0E+06	1.1E-04
78	0.11975	6.30E-05	7.5E-06	1.05E-03	7.89E-09	0.08	1.57E-01	1.02E-10	1.0E+06	1.0E-04
79	14.42925	6.30E-05	9.1E-04	1.05E-03	9.50E-07	0.08	1.57E-01	1.23E-08	1.0E+06	1.2E-02
80	13.41924	6.30E-05	8.5E-04	1.05E-03	8.84E-07	0.08	1.57E-01	1.14E-08	1.0E+06	1.1E-02
81	0.19329	6.30E-05	1.2E-05	1.05E-03	1.27E-08	0.08	1.57E-01	1.64E-10	1.0E+06	1.6E-04
82	0.17575	6.30E-05	1.1E-05	1.05E-03	1.16E-08	0.08	1.57E-01	1.49E-10	1.0E+06	1.5E-04
83	0.16165	6.30E-05	1.0E-05	1.05E-03	1.06E-08	0.08	1.57E-01	1.37E-10	1.0E+06	1.4E-04
84	0.15127	6.30E-05	9.5E-06	1.05E-03	9.96E-09	0.08	1.57E-01	1.29E-10	1.0E+06	1.3E-04
85	0.13733	6.30E-05	8.7E-06	1.05E-03	9.04E-09	0.08	1.57E-01	1.17E-10	1.0E+06	1.2E-04
86	19.96002	6.30E-05	1.3E-03	1.05E-03	1.31E-06	0.08	1.57E-01	1.70E-08	1.0E+06	1.7E-02
87	17.78105	6.30E-05	1.1E-03	1.05E-03	1.17E-06	0.08	1.57E-01	1.51E-08	1.0E+06	1.5E-02
88	0.19432	6.30E-05	1.2E-05	1.05E-03	1.28E-08	0.08	1.57E-01	1.65E-10	1.0E+06	1.7E-04
89	5.58616	6.30E-05	3.5E-04	1.05E-03	3.68E-07	0.08	1.57E-01	4.75E-09	1.0E+06	4.8E-03
90	2.73112	6.30E-05	1.7E-04	1.05E-03	1.80E-07	0.08	1.57E-01	2.32E-09	1.0E+06	2.3E-03
91	3.86342	6.30E-05	2.4E-04	1.05E-03	2.54E-07	0.08	1.57E-01	3.29E-09	1.0E+06	3.3E-03
92	6.09692	6.30E-05	3.8E-04	1.05E-03	4.01E-07	0.08	1.57E-01	5.19E-09	1.0E+06	5.2E-03
93	1.97265	6.30E-05	1.2E-04	1.05E-03	1.30E-07	0.08	1.57E-01	1.68E-09	1.0E+06	1.7E-03

Ventura Ranch

P1- Architectural Coating

		Cancer Risk from Birth to 2 years								
Receptor #	Conc	g/sec	Cair	Dose Constant	Dose	ED	Risk Constant	Risk	Constant 2	Risk/ Million
94	2.56572	6.30E-05	1.6E-04	1.05E-03	1.69E-07	0.08	1.57E-01	2.18E-09	1.0E+06	2.2E-03
95	3.53423	6.30E-05	2.2E-04	1.05E-03	2.33E-07	0.08	1.57E-01	3.01E-09	1.0E+06	3.0E-03
96	5.67967	6.30E-05	3.6E-04	1.05E-03	3.74E-07	0.08	1.57E-01	4.83E-09	1.0E+06	4.8E-03
97	10.78454	6.30E-05	6.8E-04	1.05E-03	7.10E-07	0.08	1.57E-01	9.17E-09	1.0E+06	9.2E-03
98	18.33125	6.30E-05	1.2E-03	1.05E-03	1.21E-06	0.08	1.57E-01	1.56E-08	1.0E+06	1.6E-02
99	1.40703	6.30E-05	8.9E-05	1.05E-03	9.26E-08	0.08	1.57E-01	1.20E-09	1.0E+06	1.2E-03
100	1.72642	6.30E-05	1.1E-04	1.05E-03	1.14E-07	0.08	1.57E-01	1.47E-09	1.0E+06	1.5E-03
101	2.21664	6.30E-05	1.4E-04	1.05E-03	1.46E-07	0.08	1.57E-01	1.89E-09	1.0E+06	1.9E-03
102	3.15092	6.30E-05	2.0E-04	1.05E-03	2.07E-07	0.08	1.57E-01	2.68E-09	1.0E+06	2.7E-03
103	4.87901	6.30E-05	3.1E-04	1.05E-03	3.21E-07	0.08	1.57E-01	4.15E-09	1.0E+06	4.1E-03
104	7.74223	6.30E-05	4.9E-04	1.05E-03	5.10E-07	0.08	1.57E-01	6.58E-09	1.0E+06	6.6E-03
105	11.47615	6.30E-05	7.2E-04	1.05E-03	7.56E-07	0.08	1.57E-01	9.76E-09	1.0E+06	9.8E-03
106	15.02884	6.30E-05	9.5E-04	1.05E-03	9.90E-07	0.08	1.57E-01	1.28E-08	1.0E+06	1.3E-02
107	17.30465	6.30E-05	1.1E-03	1.05E-03	1.14E-06	0.08	1.57E-01	1.47E-08	1.0E+06	1.5E-02
108	16.00399	6.30E-05	1.0E-03	1.05E-03	1.05E-06	0.08	1.57E-01	1.36E-08	1.0E+06	1.4E-02
109	1.02265	6.30E-05	6.4E-05	1.05E-03	6.73E-08	0.08	1.57E-01	8.70E-10	1.0E+06	8.7E-04
110	1.21587	6.30E-05	7.7E-05	1.05E-03	8.01E-08	0.08	1.57E-01	1.03E-09	1.0E+06	1.0E-03
111	1.52088	6.30E-05	9.6E-05	1.05E-03	1.00E-07	0.08	1.57E-01	1.29E-09	1.0E+06	1.3E-03
112	2.05758	6.30E-05	1.3E-04	1.05E-03	1.35E-07	0.08	1.57E-01	1.75E-09	1.0E+06	1.7E-03
113	2.83873	6.30E-05	1.8E-04	1.05E-03	1.87E-07	0.08	1.57E-01	2.41E-09	1.0E+06	2.4E-03
114	3.96065	6.30E-05	2.5E-04	1.05E-03	2.61E-07	0.08	1.57E-01	3.37E-09	1.0E+06	3.4E-03
115	5.45581	6.30E-05	3.4E-04	1.05E-03	3.59E-07	0.08	1.57E-01	4.64E-09	1.0E+06	4.6E-03
116	7.07845	6.30E-05	4.5E-04	1.05E-03	4.66E-07	0.08	1.57E-01	6.02E-09	1.0E+06	6.0E-03
117	8.21985	6.30E-05	5.2E-04	1.05E-03	5.41E-07	0.08	1.57E-01	6.99E-09	1.0E+06	7.0E-03
118	8.64919	6.30E-05	5.4E-04	1.05E-03	5.70E-07	0.08	1.57E-01	7.36E-09	1.0E+06	7.4E-03
119	8.24224	6.30E-05	5.2E-04	1.05E-03	5.43E-07	0.08	1.57E-01	7.01E-09	1.0E+06	7.0E-03
120	7.33529	6.30E-05	4.6E-04	1.05E-03	4.83E-07	0.08	1.57E-01	6.24E-09	1.0E+06	6.2E-03
121	6.31894	6.30E-05	4.0E-04	1.05E-03	4.16E-07	0.08	1.57E-01	5.37E-09	1.0E+06	5.4E-03
122	5.31636	6.30E-05	3.3E-04	1.05E-03	3.50E-07	0.08	1.57E-01	4.52E-09	1.0E+06	4.5E-03
123	0.77027	6.30E-05	4.9E-05	1.05E-03	5.07E-08	0.08	1.57E-01	6.55E-10	1.0E+06	6.6E-04
124	0.9027	6.30E-05	5.7E-05	1.05E-03	5.94E-08	0.08	1.57E-01	7.68E-10	1.0E+06	7.7E-04

Ventura Ranch

P1- Architectural Coating

		Cancer Risk from Birth to 2 years								
Receptor #	Conc	g/sec	Cair	Dose Constant	Dose	ED	Risk Constant	Risk	Constant 2	Risk/ Million
125	1.10692	6.30E-05	7.0E-05	1.05E-03	7.29E-08	0.08	1.57E-01	9.41E-10	1.0E+06	9.4E-04
126	1.42733	6.30E-05	9.0E-05	1.05E-03	9.40E-08	0.08	1.57E-01	1.21E-09	1.0E+06	1.2E-03
127	1.85187	6.30E-05	1.2E-04	1.05E-03	1.22E-07	0.08	1.57E-01	1.57E-09	1.0E+06	1.6E-03
128	2.42348	6.30E-05	1.5E-04	1.05E-03	1.60E-07	0.08	1.57E-01	2.06E-09	1.0E+06	2.1E-03
129	3.06841	6.30E-05	1.9E-04	1.05E-03	2.02E-07	0.08	1.57E-01	2.61E-09	1.0E+06	2.6E-03
130	3.77008	6.30E-05	2.4E-04	1.05E-03	2.48E-07	0.08	1.57E-01	3.21E-09	1.0E+06	3.2E-03
131	4.48546	6.30E-05	2.8E-04	1.05E-03	2.95E-07	0.08	1.57E-01	3.81E-09	1.0E+06	3.8E-03
132	4.92145	6.30E-05	3.1E-04	1.05E-03	3.24E-07	0.08	1.57E-01	4.19E-09	1.0E+06	4.2E-03
133	5.12357	6.30E-05	3.2E-04	1.05E-03	3.37E-07	0.08	1.57E-01	4.36E-09	1.0E+06	4.4E-03
134	5.07869	6.30E-05	3.2E-04	1.05E-03	3.34E-07	0.08	1.57E-01	4.32E-09	1.0E+06	4.3E-03
135	4.76349	6.30E-05	3.0E-04	1.05E-03	3.14E-07	0.08	1.57E-01	4.05E-09	1.0E+06	4.1E-03
136	4.32716	6.30E-05	2.7E-04	1.05E-03	2.85E-07	0.08	1.57E-01	3.68E-09	1.0E+06	3.7E-03
137	3.8545	6.30E-05	2.4E-04	1.05E-03	2.54E-07	0.08	1.57E-01	3.28E-09	1.0E+06	3.3E-03
138	3.36493	6.30E-05	2.1E-04	1.05E-03	2.22E-07	0.08	1.57E-01	2.86E-09	1.0E+06	2.9E-03
139	0.60238	6.30E-05	3.8E-05	1.05E-03	3.97E-08	0.08	1.57E-01	5.12E-10	1.0E+06	5.1E-04
140	0.70002	6.30E-05	4.4E-05	1.05E-03	4.61E-08	0.08	1.57E-01	5.95E-10	1.0E+06	6.0E-04
141	0.84296	6.30E-05	5.3E-05	1.05E-03	5.55E-08	0.08	1.57E-01	7.17E-10	1.0E+06	7.2E-04
142	1.04818	6.30E-05	6.6E-05	1.05E-03	6.90E-08	0.08	1.57E-01	8.91E-10	1.0E+06	8.9E-04
143	1.30765	6.30E-05	8.2E-05	1.05E-03	8.61E-08	0.08	1.57E-01	1.11E-09	1.0E+06	1.1E-03
144	1.63798	6.30E-05	1.0E-04	1.05E-03	1.08E-07	0.08	1.57E-01	1.39E-09	1.0E+06	1.4E-03
145	1.95005	6.30E-05	1.2E-04	1.05E-03	1.28E-07	0.08	1.57E-01	1.66E-09	1.0E+06	1.7E-03
146	2.34125	6.30E-05	1.5E-04	1.05E-03	1.54E-07	0.08	1.57E-01	1.99E-09	1.0E+06	2.0E-03
147	2.73722	6.30E-05	1.7E-04	1.05E-03	1.80E-07	0.08	1.57E-01	2.33E-09	1.0E+06	2.3E-03
148	2.99289	6.30E-05	1.9E-04	1.05E-03	1.97E-07	0.08	1.57E-01	2.55E-09	1.0E+06	2.5E-03
149	3.19398	6.30E-05	2.0E-04	1.05E-03	2.10E-07	0.08	1.57E-01	2.72E-09	1.0E+06	2.7E-03
150	3.36919	6.30E-05	2.1E-04	1.05E-03	2.22E-07	0.08	1.57E-01	2.87E-09	1.0E+06	2.9E-03
151	3.3483	6.30E-05	2.1E-04	1.05E-03	2.20E-07	0.08	1.57E-01	2.85E-09	1.0E+06	2.8E-03
152	3.221	6.30E-05	2.0E-04	1.05E-03	2.12E-07	0.08	1.57E-01	2.74E-09	1.0E+06	2.7E-03
153	3.08017	6.30E-05	1.9E-04	1.05E-03	2.03E-07	0.08	1.57E-01	2.62E-09	1.0E+06	2.6E-03
154	2.83433	6.30E-05	1.8E-04	1.05E-03	1.87E-07	0.08	1.57E-01	2.41E-09	1.0E+06	2.4E-03
155	0.48669	6.30E-05	3.1E-05	1.05E-03	3.20E-08	0.08	1.57E-01	4.14E-10	1.0E+06	4.1E-04

Ventura Ranch

P1- Architectural Coating

		Cancer Risk from Birth to 2 years								
Receptor #	Conc	g/sec	Cair	Dose Constant	Dose	ED	Risk Constant	Risk	Constant 2	Risk/ Million
156	0.56186	6.30E-05	3.5E-05	1.05E-03	3.70E-08	0.08	1.57E-01	4.78E-10	1.0E+06	4.8E-04
157	0.66612	6.30E-05	4.2E-05	1.05E-03	4.39E-08	0.08	1.57E-01	5.67E-10	1.0E+06	5.7E-04
158	0.80553	6.30E-05	5.1E-05	1.05E-03	5.30E-08	0.08	1.57E-01	6.85E-10	1.0E+06	6.9E-04
159	0.97599	6.30E-05	6.1E-05	1.05E-03	6.43E-08	0.08	1.57E-01	8.30E-10	1.0E+06	8.3E-04
160	1.18148	6.30E-05	7.4E-05	1.05E-03	7.78E-08	0.08	1.57E-01	1.00E-09	1.0E+06	1.0E-03
161	1.35449	6.30E-05	8.5E-05	1.05E-03	8.92E-08	0.08	1.57E-01	1.15E-09	1.0E+06	1.2E-03
162	1.58624	6.30E-05	1.0E-04	1.05E-03	1.04E-07	0.08	1.57E-01	1.35E-09	1.0E+06	1.3E-03
163	1.82357	6.30E-05	1.1E-04	1.05E-03	1.20E-07	0.08	1.57E-01	1.55E-09	1.0E+06	1.6E-03
164	1.9657	6.30E-05	1.2E-04	1.05E-03	1.29E-07	0.08	1.57E-01	1.67E-09	1.0E+06	1.7E-03
165	2.12782	6.30E-05	1.3E-04	1.05E-03	1.40E-07	0.08	1.57E-01	1.81E-09	1.0E+06	1.8E-03
166	2.28958	6.30E-05	1.4E-04	1.05E-03	1.51E-07	0.08	1.57E-01	1.95E-09	1.0E+06	1.9E-03
167	2.34558	6.30E-05	1.5E-04	1.05E-03	1.54E-07	0.08	1.57E-01	1.99E-09	1.0E+06	2.0E-03
168	2.32544	6.30E-05	1.5E-04	1.05E-03	1.53E-07	0.08	1.57E-01	1.98E-09	1.0E+06	2.0E-03
169	2.3284	6.30E-05	1.5E-04	1.05E-03	1.53E-07	0.08	1.57E-01	1.98E-09	1.0E+06	2.0E-03
170	2.2385	6.30E-05	1.4E-04	1.05E-03	1.47E-07	0.08	1.57E-01	1.90E-09	1.0E+06	1.9E-03
171	0.40425	6.30E-05	2.5E-05	1.05E-03	2.66E-08	0.08	1.57E-01	3.44E-10	1.0E+06	3.4E-04
172	0.46345	6.30E-05	2.9E-05	1.05E-03	3.05E-08	0.08	1.57E-01	3.94E-10	1.0E+06	3.9E-04
173	0.54162	6.30E-05	3.4E-05	1.05E-03	3.57E-08	0.08	1.57E-01	4.61E-10	1.0E+06	4.6E-04
174	0.64045	6.30E-05	4.0E-05	1.05E-03	4.22E-08	0.08	1.57E-01	5.45E-10	1.0E+06	5.4E-04
175	0.75749	6.30E-05	4.8E-05	1.05E-03	4.99E-08	0.08	1.57E-01	6.44E-10	1.0E+06	6.4E-04
176	0.89303	6.30E-05	5.6E-05	1.05E-03	5.88E-08	0.08	1.57E-01	7.59E-10	1.0E+06	7.6E-04
177	0.99575	6.30E-05	6.3E-05	1.05E-03	6.56E-08	0.08	1.57E-01	8.47E-10	1.0E+06	8.5E-04
178	1.14103	6.30E-05	7.2E-05	1.05E-03	7.51E-08	0.08	1.57E-01	9.70E-10	1.0E+06	9.7E-04
179	1.29133	6.30E-05	8.1E-05	1.05E-03	8.50E-08	0.08	1.57E-01	1.10E-09	1.0E+06	1.1E-03
180	1.37839	6.30E-05	8.7E-05	1.05E-03	9.08E-08	0.08	1.57E-01	1.17E-09	1.0E+06	1.2E-03
181	1.4851	6.30E-05	9.4E-05	1.05E-03	9.78E-08	0.08	1.57E-01	1.26E-09	1.0E+06	1.3E-03
182	1.60714	6.30E-05	1.0E-04	1.05E-03	1.06E-07	0.08	1.57E-01	1.37E-09	1.0E+06	1.4E-03
183	1.66929	6.30E-05	1.1E-04	1.05E-03	1.10E-07	0.08	1.57E-01	1.42E-09	1.0E+06	1.4E-03
184	1.68011	6.30E-05	1.1E-04	1.05E-03	1.11E-07	0.08	1.57E-01	1.43E-09	1.0E+06	1.4E-03
185	1.72803	6.30E-05	1.1E-04	1.05E-03	1.14E-07	0.08	1.57E-01	1.47E-09	1.0E+06	1.5E-03
186	1.71208	6.30E-05	1.1E-04	1.05E-03	1.13E-07	0.08	1.57E-01	1.46E-09	1.0E+06	1.5E-03

Ventura Ranch

P1- Architectural Coating

		Cancer Risk from Birth to 2 years								
Receptor #	Conc	g/sec	Cair	Dose Constant	Dose	ED	Risk Constant	Risk	Constant 2	Risk/ Million
187	0.34309	6.30E-05	2.2E-05	1.05E-03	2.26E-08	0.08	1.57E-01	2.92E-10	1.0E+06	2.9E-04
188	0.39049	6.30E-05	2.5E-05	1.05E-03	2.57E-08	0.08	1.57E-01	3.32E-10	1.0E+06	3.3E-04
189	0.45038	6.30E-05	2.8E-05	1.05E-03	2.97E-08	0.08	1.57E-01	3.83E-10	1.0E+06	3.8E-04
190	0.51886	6.30E-05	3.3E-05	1.05E-03	3.42E-08	0.08	1.57E-01	4.41E-10	1.0E+06	4.4E-04
191	0.60312	6.30E-05	3.8E-05	1.05E-03	3.97E-08	0.08	1.57E-01	5.13E-10	1.0E+06	5.1E-04
192	0.69197	6.30E-05	4.4E-05	1.05E-03	4.56E-08	0.08	1.57E-01	5.88E-10	1.0E+06	5.9E-04
193	0.76	6.30E-05	4.8E-05	1.05E-03	5.00E-08	0.08	1.57E-01	6.46E-10	1.0E+06	6.5E-04
194	0.85652	6.30E-05	5.4E-05	1.05E-03	5.64E-08	0.08	1.57E-01	7.28E-10	1.0E+06	7.3E-04
195	0.95846	6.30E-05	6.0E-05	1.05E-03	6.31E-08	0.08	1.57E-01	8.15E-10	1.0E+06	8.2E-04
196	1.0139	6.30E-05	6.4E-05	1.05E-03	6.68E-08	0.08	1.57E-01	8.62E-10	1.0E+06	8.6E-04
197	1.08763	6.30E-05	6.9E-05	1.05E-03	7.16E-08	0.08	1.57E-01	9.25E-10	1.0E+06	9.2E-04
198	1.17617	6.30E-05	7.4E-05	1.05E-03	7.74E-08	0.08	1.57E-01	1.00E-09	1.0E+06	1.0E-03
199	1.22747	6.30E-05	7.7E-05	1.05E-03	8.08E-08	0.08	1.57E-01	1.04E-09	1.0E+06	1.0E-03
200	1.23414	6.30E-05	7.8E-05	1.05E-03	8.13E-08	0.08	1.57E-01	1.05E-09	1.0E+06	1.0E-03
201	1.29005	6.30E-05	8.1E-05	1.05E-03	8.49E-08	0.08	1.57E-01	1.10E-09	1.0E+06	1.1E-03
202	1.3037	6.30E-05	8.2E-05	1.05E-03	8.58E-08	0.08	1.57E-01	1.11E-09	1.0E+06	1.1E-03
203	0.29612	6.30E-05	1.9E-05	1.05E-03	1.95E-08	0.08	1.57E-01	2.52E-10	1.0E+06	2.5E-04
204	0.33441	6.30E-05	2.1E-05	1.05E-03	2.20E-08	0.08	1.57E-01	2.84E-10	1.0E+06	2.8E-04
205	0.38095	6.30E-05	2.4E-05	1.05E-03	2.51E-08	0.08	1.57E-01	3.24E-10	1.0E+06	3.2E-04
206	0.42879	6.30E-05	2.7E-05	1.05E-03	2.82E-08	0.08	1.57E-01	3.65E-10	1.0E+06	3.6E-04
207	0.48769	6.30E-05	3.1E-05	1.05E-03	3.21E-08	0.08	1.57E-01	4.15E-10	1.0E+06	4.1E-04
208	0.55136	6.30E-05	3.5E-05	1.05E-03	3.63E-08	0.08	1.57E-01	4.69E-10	1.0E+06	4.7E-04
209	0.59464	6.30E-05	3.7E-05	1.05E-03	3.92E-08	0.08	1.57E-01	5.06E-10	1.0E+06	5.1E-04
210	0.65492	6.30E-05	4.1E-05	1.05E-03	4.31E-08	0.08	1.57E-01	5.57E-10	1.0E+06	5.6E-04
211	0.72231	6.30E-05	4.6E-05	1.05E-03	4.76E-08	0.08	1.57E-01	6.14E-10	1.0E+06	6.1E-04
212	0.77547	6.30E-05	4.9E-05	1.05E-03	5.11E-08	0.08	1.57E-01	6.60E-10	1.0E+06	6.6E-04
213	0.83124	6.30E-05	5.2E-05	1.05E-03	5.47E-08	0.08	1.57E-01	7.07E-10	1.0E+06	7.1E-04
214	0.89627	6.30E-05	5.6E-05	1.05E-03	5.90E-08	0.08	1.57E-01	7.62E-10	1.0E+06	7.6E-04
215	0.93289	6.30E-05	5.9E-05	1.05E-03	6.14E-08	0.08	1.57E-01	7.93E-10	1.0E+06	7.9E-04
216	0.93238	6.30E-05	5.9E-05	1.05E-03	6.14E-08	0.08	1.57E-01	7.93E-10	1.0E+06	7.9E-04
217	0.97996	6.30E-05	6.2E-05	1.05E-03	6.45E-08	0.08	1.57E-01	8.33E-10	1.0E+06	8.3E-04

Ventura Ranch

P1- Architectural Coating

		Cancer Risk from Birth to 2 years								
Receptor #	Conc	g/sec	Cair	Dose Constant	Dose	ED	Risk Constant	Risk	Constant 2	Risk/ Million
218	1.00549	6.30E-05	6.3E-05	1.05E-03	6.62E-08	0.08	1.57E-01	8.55E-10	1.0E+06	8.6E-04
219	0.25902	6.30E-05	1.6E-05	1.05E-03	1.71E-08	0.08	1.57E-01	2.20E-10	1.0E+06	2.2E-04
220	0.29016	6.30E-05	1.8E-05	1.05E-03	1.91E-08	0.08	1.57E-01	2.47E-10	1.0E+06	2.5E-04
221	0.3268	6.30E-05	2.1E-05	1.05E-03	2.15E-08	0.08	1.57E-01	2.78E-10	1.0E+06	2.8E-04
222	0.36076	6.30E-05	2.3E-05	1.05E-03	2.38E-08	0.08	1.57E-01	3.07E-10	1.0E+06	3.1E-04
223	0.40319	6.30E-05	2.5E-05	1.05E-03	2.65E-08	0.08	1.57E-01	3.43E-10	1.0E+06	3.4E-04
224	0.44897	6.30E-05	2.8E-05	1.05E-03	2.96E-08	0.08	1.57E-01	3.82E-10	1.0E+06	3.8E-04
225	0.48298	6.30E-05	3.0E-05	1.05E-03	3.18E-08	0.08	1.57E-01	4.11E-10	1.0E+06	4.1E-04
226	0.52133	6.30E-05	3.3E-05	1.05E-03	3.43E-08	0.08	1.57E-01	4.43E-10	1.0E+06	4.4E-04
227	0.5691	6.30E-05	3.6E-05	1.05E-03	3.75E-08	0.08	1.57E-01	4.84E-10	1.0E+06	4.8E-04
228	0.6102	6.30E-05	3.8E-05	1.05E-03	4.02E-08	0.08	1.57E-01	5.19E-10	1.0E+06	5.2E-04
229	0.65676	6.30E-05	4.1E-05	1.05E-03	4.32E-08	0.08	1.57E-01	5.59E-10	1.0E+06	5.6E-04
230	0.7033	6.30E-05	4.4E-05	1.05E-03	4.63E-08	0.08	1.57E-01	5.98E-10	1.0E+06	6.0E-04
231	0.71448	6.30E-05	4.5E-05	1.05E-03	4.70E-08	0.08	1.57E-01	6.08E-10	1.0E+06	6.1E-04
232	0.72367	6.30E-05	4.6E-05	1.05E-03	4.77E-08	0.08	1.57E-01	6.15E-10	1.0E+06	6.2E-04
233	0.76263	6.30E-05	4.8E-05	1.05E-03	5.02E-08	0.08	1.57E-01	6.49E-10	1.0E+06	6.5E-04
234	0.78444	6.30E-05	4.9E-05	1.05E-03	5.17E-08	0.08	1.57E-01	6.67E-10	1.0E+06	6.7E-04
235	0.22899	6.30E-05	1.4E-05	1.05E-03	1.51E-08	0.08	1.57E-01	1.95E-10	1.0E+06	1.9E-04
236	0.25449	6.30E-05	1.6E-05	1.05E-03	1.68E-08	0.08	1.57E-01	2.16E-10	1.0E+06	2.2E-04
237	0.28362	6.30E-05	1.8E-05	1.05E-03	1.87E-08	0.08	1.57E-01	2.41E-10	1.0E+06	2.4E-04
238	0.3088	6.30E-05	1.9E-05	1.05E-03	2.03E-08	0.08	1.57E-01	2.63E-10	1.0E+06	2.6E-04
239	0.33903	6.30E-05	2.1E-05	1.05E-03	2.23E-08	0.08	1.57E-01	2.88E-10	1.0E+06	2.9E-04
240	0.37433	6.30E-05	2.4E-05	1.05E-03	2.46E-08	0.08	1.57E-01	3.18E-10	1.0E+06	3.2E-04
241	0.40299	6.30E-05	2.5E-05	1.05E-03	2.65E-08	0.08	1.57E-01	3.43E-10	1.0E+06	3.4E-04
242	0.42425	6.30E-05	2.7E-05	1.05E-03	2.79E-08	0.08	1.57E-01	3.61E-10	1.0E+06	3.6E-04
243	0.4611	6.30E-05	2.9E-05	1.05E-03	3.04E-08	0.08	1.57E-01	3.92E-10	1.0E+06	3.9E-04
244	0.49341	6.30E-05	3.1E-05	1.05E-03	3.25E-08	0.08	1.57E-01	4.20E-10	1.0E+06	4.2E-04
245	0.53044	6.30E-05	3.3E-05	1.05E-03	3.49E-08	0.08	1.57E-01	4.51E-10	1.0E+06	4.5E-04
246	0.56472	6.30E-05	3.6E-05	1.05E-03	3.72E-08	0.08	1.57E-01	4.80E-10	1.0E+06	4.8E-04
247	0.55389	6.30E-05	3.5E-05	1.05E-03	3.65E-08	0.08	1.57E-01	4.71E-10	1.0E+06	4.7E-04
248	0.57886	6.30E-05	3.6E-05	1.05E-03	3.81E-08	0.08	1.57E-01	4.92E-10	1.0E+06	4.9E-04

Ventura Ranch
P1- Architectural Coating

		Cancer Risk from Birth to 2 years								
Receptor #	Conc	g/sec	Cair	Dose Constant	Dose	ED	Risk Constant	Risk	Constant 2	Risk/ Million
249	0.60599	6.30E-05	3.8E-05	1.05E-03	3.99E-08	0.08	1.57E-01	5.15E-10	1.0E+06	5.2E-04
250	0.62346	6.30E-05	3.9E-05	1.05E-03	4.11E-08	0.08	1.57E-01	5.30E-10	1.0E+06	5.3E-04
251	0.20422	6.30E-05	1.3E-05	1.05E-03	1.34E-08	0.08	1.57E-01	1.74E-10	1.0E+06	1.7E-04
252	0.2252	6.30E-05	1.4E-05	1.05E-03	1.48E-08	0.08	1.57E-01	1.92E-10	1.0E+06	1.9E-04
253	0.24858	6.30E-05	1.6E-05	1.05E-03	1.64E-08	0.08	1.57E-01	2.11E-10	1.0E+06	2.1E-04
254	0.26919	6.30E-05	1.7E-05	1.05E-03	1.77E-08	0.08	1.57E-01	2.29E-10	1.0E+06	2.3E-04
255	0.28964	6.30E-05	1.8E-05	1.05E-03	1.91E-08	0.08	1.57E-01	2.46E-10	1.0E+06	2.5E-04
256	0.31773	6.30E-05	2.0E-05	1.05E-03	2.09E-08	0.08	1.57E-01	2.70E-10	1.0E+06	2.7E-04
257	0.34169	6.30E-05	2.2E-05	1.05E-03	2.25E-08	0.08	1.57E-01	2.91E-10	1.0E+06	2.9E-04
258	0.35403	6.30E-05	2.2E-05	1.05E-03	2.33E-08	0.08	1.57E-01	3.01E-10	1.0E+06	3.0E-04
259	0.38033	6.30E-05	2.4E-05	1.05E-03	2.50E-08	0.08	1.57E-01	3.23E-10	1.0E+06	3.2E-04
260	0.40522	6.30E-05	2.6E-05	1.05E-03	2.67E-08	0.08	1.57E-01	3.45E-10	1.0E+06	3.4E-04
261	0.43266	6.30E-05	2.7E-05	1.05E-03	2.85E-08	0.08	1.57E-01	3.68E-10	1.0E+06	3.7E-04
262	0.46058	6.30E-05	2.9E-05	1.05E-03	3.03E-08	0.08	1.57E-01	3.92E-10	1.0E+06	3.9E-04
263	0.44907	6.30E-05	2.8E-05	1.05E-03	2.96E-08	0.08	1.57E-01	3.82E-10	1.0E+06	3.8E-04
264	0.47614	6.30E-05	3.0E-05	1.05E-03	3.14E-08	0.08	1.57E-01	4.05E-10	1.0E+06	4.0E-04
265	0.48656	6.30E-05	3.1E-05	1.05E-03	3.20E-08	0.08	1.57E-01	4.14E-10	1.0E+06	4.1E-04
266	0.49741	6.30E-05	3.1E-05	1.05E-03	3.28E-08	0.08	1.57E-01	4.23E-10	1.0E+06	4.2E-04
267	0.18346	6.30E-05	1.2E-05	1.05E-03	1.21E-08	0.08	1.57E-01	1.56E-10	1.0E+06	1.6E-04
268	0.20042	6.30E-05	1.3E-05	1.05E-03	1.32E-08	0.08	1.57E-01	1.70E-10	1.0E+06	1.7E-04
269	0.21959	6.30E-05	1.4E-05	1.05E-03	1.45E-08	0.08	1.57E-01	1.87E-10	1.0E+06	1.9E-04
270	0.23765	6.30E-05	1.5E-05	1.05E-03	1.56E-08	0.08	1.57E-01	2.02E-10	1.0E+06	2.0E-04
271	0.25296	6.30E-05	1.6E-05	1.05E-03	1.67E-08	0.08	1.57E-01	2.15E-10	1.0E+06	2.2E-04
272	0.27333	6.30E-05	1.7E-05	1.05E-03	1.80E-08	0.08	1.57E-01	2.32E-10	1.0E+06	2.3E-04
273	0.29255	6.30E-05	1.8E-05	1.05E-03	1.93E-08	0.08	1.57E-01	2.49E-10	1.0E+06	2.5E-04
274	0.30465	6.30E-05	1.9E-05	1.05E-03	2.01E-08	0.08	1.57E-01	2.59E-10	1.0E+06	2.6E-04
275	0.31833	6.30E-05	2.0E-05	1.05E-03	2.10E-08	0.08	1.57E-01	2.71E-10	1.0E+06	2.7E-04
276	0.33942	6.30E-05	2.1E-05	1.05E-03	2.23E-08	0.08	1.57E-01	2.89E-10	1.0E+06	2.9E-04
277	0.35321	6.30E-05	2.2E-05	1.05E-03	2.33E-08	0.08	1.57E-01	3.00E-10	1.0E+06	3.0E-04
278	0.36553	6.30E-05	2.3E-05	1.05E-03	2.41E-08	0.08	1.57E-01	3.11E-10	1.0E+06	3.1E-04
279	0.37984	6.30E-05	2.4E-05	1.05E-03	2.50E-08	0.08	1.57E-01	3.23E-10	1.0E+06	3.2E-04

Ventura Ranch

P1- Architectural Coating

		Cancer Risk from Birth to 2 years								
Receptor #	Conc	g/sec	Cair	Dose Constant	Dose	ED	Risk Constant	Risk	Constant 2	Risk/ Million
280	0.40051	6.30E-05	2.5E-05	1.05E-03	2.64E-08	0.08	1.57E-01	3.41E-10	1.0E+06	3.4E-04
281	0.40845	6.30E-05	2.6E-05	1.05E-03	2.69E-08	0.08	1.57E-01	3.47E-10	1.0E+06	3.5E-04
282	0.42108	6.30E-05	2.7E-05	1.05E-03	2.77E-08	0.08	1.57E-01	3.58E-10	1.0E+06	3.6E-04
283	0.16569	6.30E-05	1.0E-05	1.05E-03	1.09E-08	0.08	1.57E-01	1.41E-10	1.0E+06	1.4E-04
284	0.17942	6.30E-05	1.1E-05	1.05E-03	1.18E-08	0.08	1.57E-01	1.53E-10	1.0E+06	1.5E-04
285	0.19564	6.30E-05	1.2E-05	1.05E-03	1.29E-08	0.08	1.57E-01	1.66E-10	1.0E+06	1.7E-04
286	0.21068	6.30E-05	1.3E-05	1.05E-03	1.39E-08	0.08	1.57E-01	1.79E-10	1.0E+06	1.8E-04
287	0.22205	6.30E-05	1.4E-05	1.05E-03	1.46E-08	0.08	1.57E-01	1.89E-10	1.0E+06	1.9E-04
288	0.23767	6.30E-05	1.5E-05	1.05E-03	1.56E-08	0.08	1.57E-01	2.02E-10	1.0E+06	2.0E-04
289	0.25416	6.30E-05	1.6E-05	1.05E-03	1.67E-08	0.08	1.57E-01	2.16E-10	1.0E+06	2.2E-04
290	0.26678	6.30E-05	1.7E-05	1.05E-03	1.76E-08	0.08	1.57E-01	2.27E-10	1.0E+06	2.3E-04
291	0.27247	6.30E-05	1.7E-05	1.05E-03	1.79E-08	0.08	1.57E-01	2.32E-10	1.0E+06	2.3E-04
292	0.28858	6.30E-05	1.8E-05	1.05E-03	1.90E-08	0.08	1.57E-01	2.45E-10	1.0E+06	2.5E-04
293	0.29986	6.30E-05	1.9E-05	1.05E-03	1.97E-08	0.08	1.57E-01	2.55E-10	1.0E+06	2.6E-04
294	0.31225	6.30E-05	2.0E-05	1.05E-03	2.06E-08	0.08	1.57E-01	2.66E-10	1.0E+06	2.7E-04
295	0.32588	6.30E-05	2.1E-05	1.05E-03	2.15E-08	0.08	1.57E-01	2.77E-10	1.0E+06	2.8E-04
296	0.34097	6.30E-05	2.1E-05	1.05E-03	2.25E-08	0.08	1.57E-01	2.90E-10	1.0E+06	2.9E-04
297	0.35021	6.30E-05	2.2E-05	1.05E-03	2.31E-08	0.08	1.57E-01	2.98E-10	1.0E+06	3.0E-04
298	0.35888	6.30E-05	2.3E-05	1.05E-03	2.36E-08	0.08	1.57E-01	3.05E-10	1.0E+06	3.1E-04
299	0.16264	6.30E-05	1.0E-05	1.05E-03	1.07E-08	0.08	1.57E-01	1.38E-10	1.0E+06	1.4E-04
300	0.17535	6.30E-05	1.1E-05	1.05E-03	1.15E-08	0.08	1.57E-01	1.49E-10	1.0E+06	1.5E-04
301	0.18899	6.30E-05	1.2E-05	1.05E-03	1.24E-08	0.08	1.57E-01	1.61E-10	1.0E+06	1.6E-04
302	0.20091	6.30E-05	1.3E-05	1.05E-03	1.32E-08	0.08	1.57E-01	1.71E-10	1.0E+06	1.7E-04
303	0.21205	6.30E-05	1.3E-05	1.05E-03	1.40E-08	0.08	1.57E-01	1.80E-10	1.0E+06	1.8E-04
304	0.22301	6.30E-05	1.4E-05	1.05E-03	1.47E-08	0.08	1.57E-01	1.90E-10	1.0E+06	1.9E-04
305	0.23238	6.30E-05	1.5E-05	1.05E-03	1.53E-08	0.08	1.57E-01	1.98E-10	1.0E+06	2.0E-04
306	0.23956	6.30E-05	1.5E-05	1.05E-03	1.58E-08	0.08	1.57E-01	2.04E-10	1.0E+06	2.0E-04
307	0.24952	6.30E-05	1.6E-05	1.05E-03	1.64E-08	0.08	1.57E-01	2.12E-10	1.0E+06	2.1E-04
308	0.25972	6.30E-05	1.6E-05	1.05E-03	1.71E-08	0.08	1.57E-01	2.21E-10	1.0E+06	2.2E-04

Ventura Ranch

P1- Architectural Coating

		Cancer Risk from Birth to 2 years								
Receptor #	Conc	g/sec	Cair	Dose Constant	Dose	ED	Risk Constant	Risk	Constant 2	Risk/ Million
309	0.26771	6.30E-05	1.7E-05	1.05E-03	1.76E-08	0.08	1.57E-01	2.28E-10	1.0E+06	2.3E-04
310	0.27971	6.30E-05	1.8E-05	1.05E-03	1.84E-08	0.08	1.57E-01	2.38E-10	1.0E+06	2.4E-04
311	0.29515	6.30E-05	1.9E-05	1.05E-03	1.94E-08	0.08	1.57E-01	2.51E-10	1.0E+06	2.5E-04
312	0.30815	6.30E-05	1.9E-05	1.05E-03	2.03E-08	0.08	1.57E-01	2.62E-10	1.0E+06	2.6E-04
313	0.30741	6.30E-05	1.9E-05	1.05E-03	2.02E-08	0.08	1.57E-01	2.61E-10	1.0E+06	2.6E-04
314	0.14773	6.30E-05	9.3E-06	1.05E-03	9.73E-09	0.08	1.57E-01	1.26E-10	1.0E+06	1.3E-04
315	0.15771	6.30E-05	9.9E-06	1.05E-03	1.04E-08	0.08	1.57E-01	1.34E-10	1.0E+06	1.3E-04
316	0.16978	6.30E-05	1.1E-05	1.05E-03	1.12E-08	0.08	1.57E-01	1.44E-10	1.0E+06	1.4E-04
317	0.18013	6.30E-05	1.1E-05	1.05E-03	1.19E-08	0.08	1.57E-01	1.53E-10	1.0E+06	1.5E-04
318	0.18661	6.30E-05	1.2E-05	1.05E-03	1.23E-08	0.08	1.57E-01	1.59E-10	1.0E+06	1.6E-04
319	0.19734	6.30E-05	1.2E-05	1.05E-03	1.30E-08	0.08	1.57E-01	1.68E-10	1.0E+06	1.7E-04
320	0.20642	6.30E-05	1.3E-05	1.05E-03	1.36E-08	0.08	1.57E-01	1.76E-10	1.0E+06	1.8E-04
321	0.20815	6.30E-05	1.3E-05	1.05E-03	1.37E-08	0.08	1.57E-01	1.77E-10	1.0E+06	1.8E-04
322	0.21828	6.30E-05	1.4E-05	1.05E-03	1.44E-08	0.08	1.57E-01	1.86E-10	1.0E+06	1.9E-04
323	0.22759	6.30E-05	1.4E-05	1.05E-03	1.50E-08	0.08	1.57E-01	1.94E-10	1.0E+06	1.9E-04
324	0.23451	6.30E-05	1.5E-05	1.05E-03	1.54E-08	0.08	1.57E-01	1.99E-10	1.0E+06	2.0E-04
325	0.24343	6.30E-05	1.5E-05	1.05E-03	1.60E-08	0.08	1.57E-01	2.07E-10	1.0E+06	2.1E-04
326	0.25726	6.30E-05	1.6E-05	1.05E-03	1.69E-08	0.08	1.57E-01	2.19E-10	1.0E+06	2.2E-04
327	0.26844	6.30E-05	1.7E-05	1.05E-03	1.77E-08	0.08	1.57E-01	2.28E-10	1.0E+06	2.3E-04
328	0.2656	6.30E-05	1.7E-05	1.05E-03	1.75E-08	0.08	1.57E-01	2.26E-10	1.0E+06	2.3E-04
329	0.13442	6.30E-05	8.5E-06	1.05E-03	8.85E-09	0.08	1.57E-01	1.14E-10	1.0E+06	1.1E-04
330	0.14286	6.30E-05	9.0E-06	1.05E-03	9.41E-09	0.08	1.57E-01	1.21E-10	1.0E+06	1.2E-04
331	0.15301	6.30E-05	9.6E-06	1.05E-03	1.01E-08	0.08	1.57E-01	1.30E-10	1.0E+06	1.3E-04
332	0.16206	6.30E-05	1.0E-05	1.05E-03	1.07E-08	0.08	1.57E-01	1.38E-10	1.0E+06	1.4E-04
333	0.16812	6.30E-05	1.1E-05	1.05E-03	1.11E-08	0.08	1.57E-01	1.43E-10	1.0E+06	1.4E-04
334	0.17683	6.30E-05	1.1E-05	1.05E-03	1.16E-08	0.08	1.57E-01	1.50E-10	1.0E+06	1.5E-04
335	0.18495	6.30E-05	1.2E-05	1.05E-03	1.22E-08	0.08	1.57E-01	1.57E-10	1.0E+06	1.6E-04
336	0.18656	6.30E-05	1.2E-05	1.05E-03	1.23E-08	0.08	1.57E-01	1.59E-10	1.0E+06	1.6E-04
337	0.19402	6.30E-05	1.2E-05	1.05E-03	1.28E-08	0.08	1.57E-01	1.65E-10	1.0E+06	1.7E-04
338	0.20267	6.30E-05	1.3E-05	1.05E-03	1.33E-08	0.08	1.57E-01	1.72E-10	1.0E+06	1.7E-04
339	0.20901	6.30E-05	1.3E-05	1.05E-03	1.38E-08	0.08	1.57E-01	1.78E-10	1.0E+06	1.8E-04

Ventura Ranch
P1- Architectural Coating

		Cancer Risk from Birth to 2 years								
Receptor #	Conc	g/sec	Cair	Dose Constant	Dose	ED	Risk Constant	Risk	Constant 2	Risk/ Million
340	0.2143	6.30E-05	1.4E-05	1.05E-03	1.41E-08	0.08	1.57E-01	1.82E-10	1.0E+06	1.8E-04
341	0.22607	6.30E-05	1.4E-05	1.05E-03	1.49E-08	0.08	1.57E-01	1.92E-10	1.0E+06	1.9E-04
342	0.23552	6.30E-05	1.5E-05	1.05E-03	1.55E-08	0.08	1.57E-01	2.00E-10	1.0E+06	2.0E-04
343	0.23175	6.30E-05	1.5E-05	1.05E-03	1.53E-08	0.08	1.57E-01	1.97E-10	1.0E+06	2.0E-04
344	0.22467	6.30E-05	1.4E-05	1.05E-03	1.48E-08	0.08	1.57E-01	1.91E-10	1.0E+06	1.9E-04
345	0.12279	6.30E-05	7.7E-06	1.05E-03	8.09E-09	0.08	1.57E-01	1.04E-10	1.0E+06	1.0E-04
346	0.13032	6.30E-05	8.2E-06	1.05E-03	8.58E-09	0.08	1.57E-01	1.11E-10	1.0E+06	1.1E-04
347	0.1389	6.30E-05	8.8E-06	1.05E-03	9.15E-09	0.08	1.57E-01	1.18E-10	1.0E+06	1.2E-04
348	0.1468	6.30E-05	9.2E-06	1.05E-03	9.67E-09	0.08	1.57E-01	1.25E-10	1.0E+06	1.2E-04
349	0.15283	6.30E-05	9.6E-06	1.05E-03	1.01E-08	0.08	1.57E-01	1.30E-10	1.0E+06	1.3E-04
350	0.15983	6.30E-05	1.0E-05	1.05E-03	1.05E-08	0.08	1.57E-01	1.36E-10	1.0E+06	1.4E-04
351	0.16666	6.30E-05	1.0E-05	1.05E-03	1.10E-08	0.08	1.57E-01	1.42E-10	1.0E+06	1.4E-04
352	0.16975	6.30E-05	1.1E-05	1.05E-03	1.12E-08	0.08	1.57E-01	1.44E-10	1.0E+06	1.4E-04
353	0.17455	6.30E-05	1.1E-05	1.05E-03	1.15E-08	0.08	1.57E-01	1.48E-10	1.0E+06	1.5E-04
354	0.18196	6.30E-05	1.1E-05	1.05E-03	1.20E-08	0.08	1.57E-01	1.55E-10	1.0E+06	1.5E-04
355	0.18752	6.30E-05	1.2E-05	1.05E-03	1.23E-08	0.08	1.57E-01	1.59E-10	1.0E+06	1.6E-04
356	0.19039	6.30E-05	1.2E-05	1.05E-03	1.25E-08	0.08	1.57E-01	1.62E-10	1.0E+06	1.6E-04
357	0.20055	6.30E-05	1.3E-05	1.05E-03	1.32E-08	0.08	1.57E-01	1.71E-10	1.0E+06	1.7E-04
358	0.20868	6.30E-05	1.3E-05	1.05E-03	1.37E-08	0.08	1.57E-01	1.77E-10	1.0E+06	1.8E-04
359	0.20779	6.30E-05	1.3E-05	1.05E-03	1.37E-08	0.08	1.57E-01	1.77E-10	1.0E+06	1.8E-04
360	0.19683	6.30E-05	1.2E-05	1.05E-03	1.30E-08	0.08	1.57E-01	1.67E-10	1.0E+06	1.7E-04
361	24.75287	6.30E-05	1.6E-03	1.05E-03	1.63E-06	0.08	1.57E-01	2.11E-08	1.0E+06	2.1E-02

Ventura Ranch
P1- Architectural Coating

Max Cancer Risk Cancer Risk	
Receptor #	**Total Risk/ Million**
1	1.4E-03
2	1.2E-03
3	1.0E-03
4	8.5E-04
5	7.0E-04
6	5.8E-04
7	4.7E-04
8	3.8E-04
9	3.2E-04
10	2.6E-04
11	2.2E-04
12	1.8E-04
13	1.6E-04
14	1.2E-04
15	1.1E-04
16	9.6E-05
17	8.2E-05
18	7.5E-05
19	6.6E-05
20	6.0E-05
21	5.3E-05
22	4.8E-04
23	3.9E-04
24	3.2E-04
25	2.6E-04
26	2.2E-04
27	1.8E-04
28	1.4E-04
29	1.2E-04
30	1.1E-04
31	9.4E-05

Max	**Receptor #**	
0.021	361	Res

Chronic Non Cancer Risk	
REL	**HI Offroad**
5	2.10E-05
5	1.79E-05
5	1.51E-05
5	1.26E-05
5	1.04E-05
5	8.54E-06
5	6.98E-06
5	5.70E-06
5	4.68E-06
5	3.87E-06
5	3.22E-06
5	2.72E-06
5	2.32E-06
5	1.80E-06
5	1.58E-06
5	1.42E-06
5	1.22E-06
5	1.12E-06
5	9.76E-07
5	8.83E-07
5	7.80E-07
5	7.14E-06
5	5.80E-06
5	4.73E-06
5	3.90E-06
5	3.24E-06
5	2.72E-06
5	2.12E-06
5	1.83E-06
5	1.63E-06
5	1.39E-06

Max	**Receptor #**	
3.119E-04	361	Res

Ventura Ranch
P1- Architectural Coating

Max Cancer Risk Cancer Risk		*Chronic Non Cancer Risk*	
Receptor #	Total Risk/ Million	REL	HI Offroad
32	7.3E-05	5	1.08E-06
33	6.9E-05	5	1.02E-06
34	6.8E-05	5	1.00E-06
35	1.4E-04	5	2.05E-06
36	1.1E-04	5	1.66E-06
37	3.2E-03	5	4.74E-05
38	3.1E-03	5	4.63E-05
39	2.9E-03	5	4.33E-05
40	2.6E-03	5	3.89E-05
41	3.6E-03	5	5.32E-05
42	3.5E-03	5	5.23E-05
43	3.3E-03	5	4.89E-05
44	3.0E-03	5	4.39E-05
45	2.6E-03	5	3.82E-05
46	4.2E-04	5	6.16E-06
47	3.3E-04	5	4.93E-06
48	4.0E-03	5	5.94E-05
49	3.8E-03	5	5.58E-05
50	3.4E-03	5	4.99E-05
51	2.9E-03	5	4.27E-05
52	4.2E-04	5	6.26E-06
53	3.4E-04	5	4.99E-06
54	2.7E-04	5	4.06E-06
55	4.3E-03	5	6.33E-05
56	3.8E-03	5	5.65E-05
57	3.2E-03	5	4.77E-05
58	2.6E-03	5	3.86E-05
59	4.3E-04	5	6.38E-06
60	3.4E-04	5	5.07E-06
61	2.8E-04	5	4.12E-06
62	4.4E-04	5	6.51E-06

Ventura Ranch
P1- Architectural Coating

Max Cancer Risk Cancer Risk		*Chronic Non Cancer Risk*	
Receptor #	Total Risk/ Million	REL	HI Offroad
63	3.5E-04	5	5.16E-06
64	2.8E-04	5	4.19E-06
65	3.6E-04	5	5.26E-06
66	7.6E-03	5	1.12E-04
67	7.2E-03	5	1.07E-04
68	1.3E-04	5	1.91E-06
69	1.1E-04	5	1.68E-06
70	1.0E-04	5	1.49E-06
71	9.2E-05	5	1.36E-06
72	9.5E-03	5	1.40E-04
73	8.9E-03	5	1.32E-04
74	1.5E-04	5	2.28E-06
75	1.4E-04	5	2.05E-06
76	1.2E-04	5	1.82E-06
77	1.1E-04	5	1.62E-06
78	1.0E-04	5	1.51E-06
79	1.2E-02	5	1.82E-04
80	1.1E-02	5	1.69E-04
81	1.6E-04	5	2.44E-06
82	1.5E-04	5	2.21E-06
83	1.4E-04	5	2.04E-06
84	1.3E-04	5	1.91E-06
85	1.2E-04	5	1.73E-06
86	1.7E-02	5	2.51E-04
87	1.5E-02	5	2.24E-04
88	1.7E-04	5	2.45E-06
89	4.8E-03	5	7.04E-05
90	2.3E-03	5	3.44E-05
91	3.3E-03	5	4.87E-05
92	5.2E-03	5	7.68E-05
93	1.7E-03	5	2.49E-05

Ventura Ranch
P1- Architectural Coating

Max Cancer Risk Cancer Risk		*Chronic Non Cancer Risk*	
Receptor #	Total Risk/ Million	REL	HI Offroad
94	2.2E-03	5	3.23E-05
95	3.0E-03	5	4.45E-05
96	4.8E-03	5	7.16E-05
97	9.2E-03	5	1.36E-04
98	1.6E-02	5	2.31E-04
99	1.2E-03	5	1.77E-05
100	1.5E-03	5	2.18E-05
101	1.9E-03	5	2.79E-05
102	2.7E-03	5	3.97E-05
103	4.1E-03	5	6.15E-05
104	6.6E-03	5	9.76E-05
105	9.8E-03	5	1.45E-04
106	1.3E-02	5	1.89E-04
107	1.5E-02	5	2.18E-04
108	1.4E-02	5	2.02E-04
109	8.7E-04	5	1.29E-05
110	1.0E-03	5	1.53E-05
111	1.3E-03	5	1.92E-05
112	1.7E-03	5	2.59E-05
113	2.4E-03	5	3.58E-05
114	3.4E-03	5	4.99E-05
115	4.6E-03	5	6.87E-05
116	6.0E-03	5	8.92E-05
117	7.0E-03	5	1.04E-04
118	7.4E-03	5	1.09E-04
119	7.0E-03	5	1.04E-04
120	6.2E-03	5	9.24E-05
121	5.4E-03	5	7.96E-05
122	4.5E-03	5	6.70E-05
123	6.6E-04	5	9.71E-06
124	7.7E-04	5	1.14E-05

Ventura Ranch
P1- Architectural Coating

Max Cancer Risk Cancer Risk	
Receptor #	Total Risk/ Million
125	9.4E-04
126	1.2E-03
127	1.6E-03
128	2.1E-03
129	2.6E-03
130	3.2E-03
131	3.8E-03
132	4.2E-03
133	4.4E-03
134	4.3E-03
135	4.1E-03
136	3.7E-03
137	3.3E-03
138	2.9E-03
139	5.1E-04
140	6.0E-04
141	7.2E-04
142	8.9E-04
143	1.1E-03
144	1.4E-03
145	1.7E-03
146	2.0E-03
147	2.3E-03
148	2.5E-03
149	2.7E-03
150	2.9E-03
151	2.8E-03
152	2.7E-03
153	2.6E-03
154	2.4E-03
155	4.1E-04

Chronic Non Cancer Risk	
REL	HI Offroad
5	1.39E-05
5	1.80E-05
5	2.33E-05
5	3.05E-05
5	3.87E-05
5	4.75E-05
5	5.65E-05
5	6.20E-05
5	6.46E-05
5	6.40E-05
5	6.00E-05
5	5.45E-05
5	4.86E-05
5	4.24E-05
5	7.59E-06
5	8.82E-06
5	1.06E-05
5	1.32E-05
5	1.65E-05
5	2.06E-05
5	2.46E-05
5	2.95E-05
5	3.45E-05
5	3.77E-05
5	4.02E-05
5	4.25E-05
5	4.22E-05
5	4.06E-05
5	3.88E-05
5	3.57E-05
5	6.13E-06

Ventura Ranch
P1- Architectural Coating

Max Cancer Risk Cancer Risk		*Chronic Non Cancer Risk*	
Receptor #	Total Risk/ Million	REL	HI Offroad
156	4.8E-04	5	7.08E-06
157	5.7E-04	5	8.39E-06
158	6.9E-04	5	1.01E-05
159	8.3E-04	5	1.23E-05
160	1.0E-03	5	1.49E-05
161	1.2E-03	5	1.71E-05
162	1.3E-03	5	2.00E-05
163	1.6E-03	5	2.30E-05
164	1.7E-03	5	2.48E-05
165	1.8E-03	5	2.68E-05
166	1.9E-03	5	2.88E-05
167	2.0E-03	5	2.96E-05
168	2.0E-03	5	2.93E-05
169	2.0E-03	5	2.93E-05
170	1.9E-03	5	2.82E-05
171	3.4E-04	5	5.09E-06
172	3.9E-04	5	5.84E-06
173	4.6E-04	5	6.82E-06
174	5.4E-04	5	8.07E-06
175	6.4E-04	5	9.54E-06
176	7.6E-04	5	1.13E-05
177	8.5E-04	5	1.25E-05
178	9.7E-04	5	1.44E-05
179	1.1E-03	5	1.63E-05
180	1.2E-03	5	1.74E-05
181	1.3E-03	5	1.87E-05
182	1.4E-03	5	2.02E-05
183	1.4E-03	5	2.10E-05
184	1.4E-03	5	2.12E-05
185	1.5E-03	5	2.18E-05
186	1.5E-03	5	2.16E-05

Ventura Ranch
P1- Architectural Coating

Max Cancer Risk Cancer Risk		*Chronic Non Cancer Risk*	
Receptor #	Total Risk/ Million	REL	HI Offroad
187	2.9E-04	5	4.32E-06
188	3.3E-04	5	4.92E-06
189	3.8E-04	5	5.67E-06
190	4.4E-04	5	6.54E-06
191	5.1E-04	5	7.60E-06
192	5.9E-04	5	8.72E-06
193	6.5E-04	5	9.58E-06
194	7.3E-04	5	1.08E-05
195	8.2E-04	5	1.21E-05
196	8.6E-04	5	1.28E-05
197	9.2E-04	5	1.37E-05
198	1.0E-03	5	1.48E-05
199	1.0E-03	5	1.55E-05
200	1.0E-03	5	1.55E-05
201	1.1E-03	5	1.63E-05
202	1.1E-03	5	1.64E-05
203	2.5E-04	5	3.73E-06
204	2.8E-04	5	4.21E-06
205	3.2E-04	5	4.80E-06
206	3.6E-04	5	5.40E-06
207	4.1E-04	5	6.14E-06
208	4.7E-04	5	6.95E-06
209	5.1E-04	5	7.49E-06
210	5.6E-04	5	8.25E-06
211	6.1E-04	5	9.10E-06
212	6.6E-04	5	9.77E-06
213	7.1E-04	5	1.05E-05
214	7.6E-04	5	1.13E-05
215	7.9E-04	5	1.18E-05
216	7.9E-04	5	1.17E-05
217	8.3E-04	5	1.23E-05

Ventura Ranch
P1- Architectural Coating

Max Cancer Risk Cancer Risk		*Chronic Non Cancer Risk*	
Receptor #	Total Risk/ Million	REL	HI Offroad
218	8.6E-04	5	1.27E-05
219	2.2E-04	5	3.26E-06
220	2.5E-04	5	3.66E-06
221	2.8E-04	5	4.12E-06
222	3.1E-04	5	4.55E-06
223	3.4E-04	5	5.08E-06
224	3.8E-04	5	5.66E-06
225	4.1E-04	5	6.09E-06
226	4.4E-04	5	6.57E-06
227	4.8E-04	5	7.17E-06
228	5.2E-04	5	7.69E-06
229	5.6E-04	5	8.28E-06
230	6.0E-04	5	8.86E-06
231	6.1E-04	5	9.00E-06
232	6.2E-04	5	9.12E-06
233	6.5E-04	5	9.61E-06
234	6.7E-04	5	9.88E-06
235	1.9E-04	5	2.89E-06
236	2.2E-04	5	3.21E-06
237	2.4E-04	5	3.57E-06
238	2.6E-04	5	3.89E-06
239	2.9E-04	5	4.27E-06
240	3.2E-04	5	4.72E-06
241	3.4E-04	5	5.08E-06
242	3.6E-04	5	5.35E-06
243	3.9E-04	5	5.81E-06
244	4.2E-04	5	6.22E-06
245	4.5E-04	5	6.68E-06
246	4.8E-04	5	7.12E-06
247	4.7E-04	5	6.98E-06
248	4.9E-04	5	7.29E-06

Ventura Ranch
P1- Architectural Coating

Max Cancer Risk Cancer Risk		*Chronic Non Cancer Risk*	
Receptor #	Total Risk/ Million	REL	HI Offroad
249	5.2E-04	5	7.64E-06
250	5.3E-04	5	7.86E-06
251	1.7E-04	5	2.57E-06
252	1.9E-04	5	2.84E-06
253	2.1E-04	5	3.13E-06
254	2.3E-04	5	3.39E-06
255	2.5E-04	5	3.65E-06
256	2.7E-04	5	4.00E-06
257	2.9E-04	5	4.31E-06
258	3.0E-04	5	4.46E-06
259	3.2E-04	5	4.79E-06
260	3.4E-04	5	5.11E-06
261	3.7E-04	5	5.45E-06
262	3.9E-04	5	5.80E-06
263	3.8E-04	5	5.66E-06
264	4.0E-04	5	6.00E-06
265	4.1E-04	5	6.13E-06
266	4.2E-04	5	6.27E-06
267	1.6E-04	5	2.31E-06
268	1.7E-04	5	2.53E-06
269	1.9E-04	5	2.77E-06
270	2.0E-04	5	2.99E-06
271	2.2E-04	5	3.19E-06
272	2.3E-04	5	3.44E-06
273	2.5E-04	5	3.69E-06
274	2.6E-04	5	3.84E-06
275	2.7E-04	5	4.01E-06
276	2.9E-04	5	4.28E-06
277	3.0E-04	5	4.45E-06
278	3.1E-04	5	4.61E-06
279	3.2E-04	5	4.79E-06

Ventura Ranch
P1- Architectural Coating

Max Cancer Risk Cancer Risk		*Chronic Non Cancer Risk*	
Receptor #	Total Risk/ Million	REL	HI Offroad
280	3.4E-04	5	5.05E-06
281	3.5E-04	5	5.15E-06
282	3.6E-04	5	5.31E-06
283	1.4E-04	5	2.09E-06
284	1.5E-04	5	2.26E-06
285	1.7E-04	5	2.47E-06
286	1.8E-04	5	2.65E-06
287	1.9E-04	5	2.80E-06
288	2.0E-04	5	2.99E-06
289	2.2E-04	5	3.20E-06
290	2.3E-04	5	3.36E-06
291	2.3E-04	5	3.43E-06
292	2.5E-04	5	3.64E-06
293	2.6E-04	5	3.78E-06
294	2.7E-04	5	3.93E-06
295	2.8E-04	5	4.11E-06
296	2.9E-04	5	4.30E-06
297	3.0E-04	5	4.41E-06
298	3.1E-04	5	4.52E-06
299	1.4E-04	5	2.05E-06
300	1.5E-04	5	2.21E-06
301	1.6E-04	5	2.38E-06
302	1.7E-04	5	2.53E-06
303	1.8E-04	5	2.67E-06
304	1.9E-04	5	2.81E-06
305	2.0E-04	5	2.93E-06
306	2.0E-04	5	3.02E-06
307	2.1E-04	5	3.14E-06
308	2.2E-04	5	3.27E-06

Ventura Ranch
P1- Architectural Coating

Max Cancer Risk Cancer Risk		*Chronic Non Cancer Risk*	
Receptor #	Total Risk/ Million	REL	HI Offroad
309	2.3E-04	5	3.37E-06
310	2.4E-04	5	3.52E-06
311	2.5E-04	5	3.72E-06
312	2.6E-04	5	3.88E-06
313	2.6E-04	5	3.87E-06
314	1.3E-04	5	1.86E-06
315	1.3E-04	5	1.99E-06
316	1.4E-04	5	2.14E-06
317	1.5E-04	5	2.27E-06
318	1.6E-04	5	2.35E-06
319	1.7E-04	5	2.49E-06
320	1.8E-04	5	2.60E-06
321	1.8E-04	5	2.62E-06
322	1.9E-04	5	2.75E-06
323	1.9E-04	5	2.87E-06
324	2.0E-04	5	2.95E-06
325	2.1E-04	5	3.07E-06
326	2.2E-04	5	3.24E-06
327	2.3E-04	5	3.38E-06
328	2.3E-04	5	3.35E-06
329	1.1E-04	5	1.69E-06
330	1.2E-04	5	1.80E-06
331	1.3E-04	5	1.93E-06
332	1.4E-04	5	2.04E-06
333	1.4E-04	5	2.12E-06
334	1.5E-04	5	2.23E-06
335	1.6E-04	5	2.33E-06
336	1.6E-04	5	2.35E-06
337	1.7E-04	5	2.44E-06
338	1.7E-04	5	2.55E-06
339	1.8E-04	5	2.63E-06

Ventura Ranch
P1- Architectural Coating

Max Cancer Risk Cancer Risk		*Chronic Non Cancer Risk*	
Receptor #	**Total Risk/ Million**	**REL**	**HI Offroad**
340	1.8E-04	5	2.70E-06
341	1.9E-04	5	2.85E-06
342	2.0E-04	5	2.97E-06
343	2.0E-04	5	2.92E-06
344	1.9E-04	5	2.83E-06
345	1.0E-04	5	1.55E-06
346	1.1E-04	5	1.64E-06
347	1.2E-04	5	1.75E-06
348	1.2E-04	5	1.85E-06
349	1.3E-04	5	1.93E-06
350	1.4E-04	5	2.01E-06
351	1.4E-04	5	2.10E-06
352	1.4E-04	5	2.14E-06
353	1.5E-04	5	2.20E-06
354	1.5E-04	5	2.29E-06
355	1.6E-04	5	2.36E-06
356	1.6E-04	5	2.40E-06
357	1.7E-04	5	2.53E-06
358	1.8E-04	5	2.63E-06
359	1.8E-04	5	2.62E-06
360	1.7E-04	5	2.48E-06
361	2.1E-02	5	3.12E-04

Ventura Ranch

P2 (off) - Site Preparation

		Cancer Risk from Birth to 2 years								
Receptor #	Conc	g/sec	Cair	Dose Constant	Dose	ED	Risk Constant	Risk	Constant 2	Risk/ Million
1	2.67098	1.26E-03	3.4E-03	1.05E-03	3.52E-06	0.12	1.57E-01	6.51E-08	1.0E+06	6.5E-02
2	2.45341	1.26E-03	3.1E-03	1.05E-03	3.23E-06	0.12	1.57E-01	5.98E-08	1.0E+06	6.0E-02
3	2.19485	1.26E-03	2.8E-03	1.05E-03	2.89E-06	0.12	1.57E-01	5.35E-08	1.0E+06	5.4E-02
4	1.9156	1.26E-03	2.4E-03	1.05E-03	2.52E-06	0.12	1.57E-01	4.67E-08	1.0E+06	4.7E-02
5	1.63414	1.26E-03	2.1E-03	1.05E-03	2.15E-06	0.12	1.57E-01	3.98E-08	1.0E+06	4.0E-02
6	1.36653	1.26E-03	1.7E-03	1.05E-03	1.80E-06	0.12	1.57E-01	3.33E-08	1.0E+06	3.3E-02
7	1.11921	1.26E-03	1.4E-03	1.05E-03	1.47E-06	0.12	1.57E-01	2.73E-08	1.0E+06	2.7E-02
8	0.90445	1.26E-03	1.1E-03	1.05E-03	1.19E-06	0.12	1.57E-01	2.21E-08	1.0E+06	2.2E-02
9	0.72633	1.26E-03	9.2E-04	1.05E-03	9.57E-07	0.12	1.57E-01	1.77E-08	1.0E+06	1.8E-02
10	0.58135	1.26E-03	7.3E-04	1.05E-03	7.66E-07	0.12	1.57E-01	1.42E-08	1.0E+06	1.4E-02
11	0.46544	1.26E-03	5.9E-04	1.05E-03	6.13E-07	0.12	1.57E-01	1.13E-08	1.0E+06	1.1E-02
12	0.37348	1.26E-03	4.7E-04	1.05E-03	4.92E-07	0.12	1.57E-01	9.11E-09	1.0E+06	9.1E-03
13	0.30316	1.26E-03	3.8E-04	1.05E-03	3.99E-07	0.12	1.57E-01	7.39E-09	1.0E+06	7.4E-03
14	0.21946	1.26E-03	2.8E-04	1.05E-03	2.89E-07	0.12	1.57E-01	5.35E-09	1.0E+06	5.4E-03
15	0.18218	1.26E-03	2.3E-04	1.05E-03	2.40E-07	0.12	1.57E-01	4.44E-09	1.0E+06	4.4E-03
16	0.1556	1.26E-03	2.0E-04	1.05E-03	2.05E-07	0.12	1.57E-01	3.79E-09	1.0E+06	3.8E-03
17	0.12787	1.26E-03	1.6E-04	1.05E-03	1.68E-07	0.12	1.57E-01	3.12E-09	1.0E+06	3.1E-03
18	0.11431	1.26E-03	1.4E-04	1.05E-03	1.51E-07	0.12	1.57E-01	2.79E-09	1.0E+06	2.8E-03
19	0.09741	1.26E-03	1.2E-04	1.05E-03	1.28E-07	0.12	1.57E-01	2.37E-09	1.0E+06	2.4E-03
20	0.08665	1.26E-03	1.1E-04	1.05E-03	1.14E-07	0.12	1.57E-01	2.11E-09	1.0E+06	2.1E-03
21	0.07532	1.26E-03	9.5E-05	1.05E-03	9.92E-08	0.12	1.57E-01	1.84E-09	1.0E+06	1.8E-03
22	1.18188	1.26E-03	1.5E-03	1.05E-03	1.56E-06	0.12	1.57E-01	2.88E-08	1.0E+06	2.9E-02
23	0.94379	1.26E-03	1.2E-03	1.05E-03	1.24E-06	0.12	1.57E-01	2.30E-08	1.0E+06	2.3E-02
24	0.74826	1.26E-03	9.4E-04	1.05E-03	9.85E-07	0.12	1.57E-01	1.82E-08	1.0E+06	1.8E-02
25	0.59227	1.26E-03	7.5E-04	1.05E-03	7.80E-07	0.12	1.57E-01	1.44E-08	1.0E+06	1.4E-02
26	0.47052	1.26E-03	5.9E-04	1.05E-03	6.20E-07	0.12	1.57E-01	1.15E-08	1.0E+06	1.1E-02
27	0.37498	1.26E-03	4.7E-04	1.05E-03	4.94E-07	0.12	1.57E-01	9.14E-09	1.0E+06	9.1E-03
28	0.30297	1.26E-03	3.8E-04	1.05E-03	3.99E-07	0.12	1.57E-01	7.39E-09	1.0E+06	7.4E-03
29	0.22015	1.26E-03	2.8E-04	1.05E-03	2.90E-07	0.12	1.57E-01	5.37E-09	1.0E+06	5.4E-03
30	0.18674	1.26E-03	2.4E-04	1.05E-03	2.46E-07	0.12	1.57E-01	4.55E-09	1.0E+06	4.6E-03
31	0.15059	1.26E-03	1.9E-04	1.05E-03	1.98E-07	0.12	1.57E-01	3.67E-09	1.0E+06	3.7E-03

Ventura Ranch

P2 (off) - Site Preparation

							Cancer Risk from Birth to 2 years			
Receptor #	Conc	g/sec	Cair	Dose Constant	Dose	ED	Risk Constant	Risk	Constant 2	Risk/ Million
32	0.11128	1.26E-03	1.4E-04	1.05E-03	1.47E-07	0.12	1.57E-01	2.71E-09	1.0E+06	2.7E-03
33	0.10293	1.26E-03	1.3E-04	1.05E-03	1.36E-07	0.12	1.57E-01	2.51E-09	1.0E+06	2.5E-03
34	0.10033	1.26E-03	1.3E-04	1.05E-03	1.32E-07	0.12	1.57E-01	2.45E-09	1.0E+06	2.4E-03
35	0.25228	1.26E-03	3.2E-04	1.05E-03	3.32E-07	0.12	1.57E-01	6.15E-09	1.0E+06	6.2E-03
36	0.18922	1.26E-03	2.4E-04	1.05E-03	2.49E-07	0.12	1.57E-01	4.61E-09	1.0E+06	4.6E-03
37	3.20186	1.26E-03	4.0E-03	1.05E-03	4.22E-06	0.12	1.57E-01	7.81E-08	1.0E+06	7.8E-02
38	3.64555	1.26E-03	4.6E-03	1.05E-03	4.80E-06	0.12	1.57E-01	8.89E-08	1.0E+06	8.9E-02
39	3.98361	1.26E-03	5.0E-03	1.05E-03	5.25E-06	0.12	1.57E-01	9.71E-08	1.0E+06	9.7E-02
40	4.18322	1.26E-03	5.3E-03	1.05E-03	5.51E-06	0.12	1.57E-01	1.02E-07	1.0E+06	1.0E-01
41	3.39741	1.26E-03	4.3E-03	1.05E-03	4.47E-06	0.12	1.57E-01	8.28E-08	1.0E+06	8.3E-02
42	3.9502	1.26E-03	5.0E-03	1.05E-03	5.20E-06	0.12	1.57E-01	9.63E-08	1.0E+06	9.6E-02
43	4.40314	1.26E-03	5.5E-03	1.05E-03	5.80E-06	0.12	1.57E-01	1.07E-07	1.0E+06	1.1E-01
44	4.7168	1.26E-03	5.9E-03	1.05E-03	6.21E-06	0.12	1.57E-01	1.15E-07	1.0E+06	1.1E-01
45	4.8382	1.26E-03	6.1E-03	1.05E-03	6.37E-06	0.12	1.57E-01	1.18E-07	1.0E+06	1.2E-01
46	1.10847	1.26E-03	1.4E-03	1.05E-03	1.46E-06	0.12	1.57E-01	2.70E-08	1.0E+06	2.7E-02
47	0.83146	1.26E-03	1.0E-03	1.05E-03	1.09E-06	0.12	1.57E-01	2.03E-08	1.0E+06	2.0E-02
48	4.26202	1.26E-03	5.4E-03	1.05E-03	5.61E-06	0.12	1.57E-01	1.04E-07	1.0E+06	1.0E-01
49	4.8893	1.26E-03	6.2E-03	1.05E-03	6.44E-06	0.12	1.57E-01	1.19E-07	1.0E+06	1.2E-01
50	5.34441	1.26E-03	6.7E-03	1.05E-03	7.04E-06	0.12	1.57E-01	1.30E-07	1.0E+06	1.3E-01
51	5.52064	1.26E-03	7.0E-03	1.05E-03	7.27E-06	0.12	1.57E-01	1.35E-07	1.0E+06	1.3E-01
52	1.15052	1.26E-03	1.4E-03	1.05E-03	1.52E-06	0.12	1.57E-01	2.80E-08	1.0E+06	2.8E-02
53	0.8505	1.26E-03	1.1E-03	1.05E-03	1.12E-06	0.12	1.57E-01	2.07E-08	1.0E+06	2.1E-02
54	0.63724	1.26E-03	8.0E-04	1.05E-03	8.39E-07	0.12	1.57E-01	1.55E-08	1.0E+06	1.6E-02
55	5.34838	1.26E-03	6.7E-03	1.05E-03	7.04E-06	0.12	1.57E-01	1.30E-07	1.0E+06	1.3E-01
56	6.00741	1.26E-03	7.6E-03	1.05E-03	7.91E-06	0.12	1.57E-01	1.46E-07	1.0E+06	1.5E-01
57	6.31971	1.26E-03	8.0E-03	1.05E-03	8.32E-06	0.12	1.57E-01	1.54E-07	1.0E+06	1.5E-01
58	6.1613	1.26E-03	7.8E-03	1.05E-03	8.11E-06	0.12	1.57E-01	1.50E-07	1.0E+06	1.5E-01
59	1.19332	1.26E-03	1.5E-03	1.05E-03	1.57E-06	0.12	1.57E-01	2.91E-08	1.0E+06	2.9E-02
60	0.86863	1.26E-03	1.1E-03	1.05E-03	1.14E-06	0.12	1.57E-01	2.12E-08	1.0E+06	2.1E-02
61	0.64551	1.26E-03	8.1E-04	1.05E-03	8.50E-07	0.12	1.57E-01	1.57E-08	1.0E+06	1.6E-02
62	1.23707	1.26E-03	1.6E-03	1.05E-03	1.63E-06	0.12	1.57E-01	3.02E-08	1.0E+06	3.0E-02

Ventura Ranch

P2 (off) - Site Preparation

							Cancer Risk from Birth to 2 years			
Receptor #	Conc	g/sec	Cair	Dose Constant	Dose	ED	Risk Constant	Risk	Constant 2	Risk/ Million
63	0.88737	1.26E-03	1.1E-03	1.05E-03	1.17E-06	0.12	1.57E-01	2.16E-08	1.0E+06	2.2E-02
64	0.65477	1.26E-03	8.2E-04	1.05E-03	8.62E-07	0.12	1.57E-01	1.60E-08	1.0E+06	1.6E-02
65	0.90792	1.26E-03	1.1E-03	1.05E-03	1.20E-06	0.12	1.57E-01	2.21E-08	1.0E+06	2.2E-02
66	5.53785	1.26E-03	7.0E-03	1.05E-03	7.29E-06	0.12	1.57E-01	1.35E-07	1.0E+06	1.4E-01
67	7.41069	1.26E-03	9.3E-03	1.05E-03	9.76E-06	0.12	1.57E-01	1.81E-07	1.0E+06	1.8E-01
68	0.2113	1.26E-03	2.7E-04	1.05E-03	2.78E-07	0.12	1.57E-01	5.15E-09	1.0E+06	5.2E-03
69	0.18144	1.26E-03	2.3E-04	1.05E-03	2.39E-07	0.12	1.57E-01	4.42E-09	1.0E+06	4.4E-03
70	0.15842	1.26E-03	2.0E-04	1.05E-03	2.09E-07	0.12	1.57E-01	3.86E-09	1.0E+06	3.9E-03
71	0.14215	1.26E-03	1.8E-04	1.05E-03	1.87E-07	0.12	1.57E-01	3.47E-09	1.0E+06	3.5E-03
72	5.80901	1.26E-03	7.3E-03	1.05E-03	7.65E-06	0.12	1.57E-01	1.42E-07	1.0E+06	1.4E-01
73	8.18395	1.26E-03	1.0E-02	1.05E-03	1.08E-05	0.12	1.57E-01	2.00E-07	1.0E+06	2.0E-01
74	0.2666	1.26E-03	3.4E-04	1.05E-03	3.51E-07	0.12	1.57E-01	6.50E-09	1.0E+06	6.5E-03
75	0.22965	1.26E-03	2.9E-04	1.05E-03	3.02E-07	0.12	1.57E-01	5.60E-09	1.0E+06	5.6E-03
76	0.19904	1.26E-03	2.5E-04	1.05E-03	2.62E-07	0.12	1.57E-01	4.85E-09	1.0E+06	4.9E-03
77	0.17456	1.26E-03	2.2E-04	1.05E-03	2.30E-07	0.12	1.57E-01	4.26E-09	1.0E+06	4.3E-03
78	0.15994	1.26E-03	2.0E-04	1.05E-03	2.11E-07	0.12	1.57E-01	3.90E-09	1.0E+06	3.9E-03
79	5.96334	1.26E-03	7.5E-03	1.05E-03	7.85E-06	0.12	1.57E-01	1.45E-07	1.0E+06	1.5E-01
80	8.91852	1.26E-03	1.1E-02	1.05E-03	1.17E-05	0.12	1.57E-01	2.17E-07	1.0E+06	2.2E-01
81	0.29066	1.26E-03	3.7E-04	1.05E-03	3.83E-07	0.12	1.57E-01	7.09E-09	1.0E+06	7.1E-03
82	0.2531	1.26E-03	3.2E-04	1.05E-03	3.33E-07	0.12	1.57E-01	6.17E-09	1.0E+06	6.2E-03
83	0.22851	1.26E-03	2.9E-04	1.05E-03	3.01E-07	0.12	1.57E-01	5.57E-09	1.0E+06	5.6E-03
84	0.21076	1.26E-03	2.7E-04	1.05E-03	2.78E-07	0.12	1.57E-01	5.14E-09	1.0E+06	5.1E-03
85	0.18748	1.26E-03	2.4E-04	1.05E-03	2.47E-07	0.12	1.57E-01	4.57E-09	1.0E+06	4.6E-03
86	6.04208	1.26E-03	7.6E-03	1.05E-03	7.96E-06	0.12	1.57E-01	1.47E-07	1.0E+06	1.5E-01
87	11.4022	1.26E-03	1.4E-02	1.05E-03	1.50E-05	0.12	1.57E-01	2.78E-07	1.0E+06	2.8E-01
88	0.2944	1.26E-03	3.7E-04	1.05E-03	3.88E-07	0.12	1.57E-01	7.18E-09	1.0E+06	7.2E-03
89	1.39036	1.26E-03	1.8E-03	1.05E-03	1.83E-06	0.12	1.57E-01	3.39E-08	1.0E+06	3.4E-02
90	0.92168	1.26E-03	1.2E-03	1.05E-03	1.21E-06	0.12	1.57E-01	2.25E-08	1.0E+06	2.2E-02
91	1.07779	1.26E-03	1.4E-03	1.05E-03	1.42E-06	0.12	1.57E-01	2.63E-08	1.0E+06	2.6E-02
92	1.2919	1.26E-03	1.6E-03	1.05E-03	1.70E-06	0.12	1.57E-01	3.15E-08	1.0E+06	3.1E-02
93	0.74292	1.26E-03	9.4E-04	1.05E-03	9.78E-07	0.12	1.57E-01	1.81E-08	1.0E+06	1.8E-02

Ventura Ranch

P2 (off) - Site Preparation

							Cancer Risk from Birth to 2 years			
Receptor #	Conc	g/sec	Cair	Dose Constant	Dose	ED	Risk Constant	Risk	Constant 2	Risk/ Million
94	0.85526	1.26E-03	1.1E-03	1.05E-03	1.13E-06	0.12	1.57E-01	2.09E-08	1.0E+06	2.1E-02
95	1.00801	1.26E-03	1.3E-03	1.05E-03	1.33E-06	0.12	1.57E-01	2.46E-08	1.0E+06	2.5E-02
96	1.25478	1.26E-03	1.6E-03	1.05E-03	1.65E-06	0.12	1.57E-01	3.06E-08	1.0E+06	3.1E-02
97	1.62773	1.26E-03	2.1E-03	1.05E-03	2.14E-06	0.12	1.57E-01	3.97E-08	1.0E+06	4.0E-02
98	2.13601	1.26E-03	2.7E-03	1.05E-03	2.81E-06	0.12	1.57E-01	5.21E-08	1.0E+06	5.2E-02
99	0.60086	1.26E-03	7.6E-04	1.05E-03	7.91E-07	0.12	1.57E-01	1.46E-08	1.0E+06	1.5E-02
100	0.68244	1.26E-03	8.6E-04	1.05E-03	8.99E-07	0.12	1.57E-01	1.66E-08	1.0E+06	1.7E-02
101	0.79286	1.26E-03	1.0E-03	1.05E-03	1.04E-06	0.12	1.57E-01	1.93E-08	1.0E+06	1.9E-02
102	0.96107	1.26E-03	1.2E-03	1.05E-03	1.27E-06	0.12	1.57E-01	2.34E-08	1.0E+06	2.3E-02
103	1.20351	1.26E-03	1.5E-03	1.05E-03	1.58E-06	0.12	1.57E-01	2.93E-08	1.0E+06	2.9E-02
104	1.55809	1.26E-03	2.0E-03	1.05E-03	2.05E-06	0.12	1.57E-01	3.80E-08	1.0E+06	3.8E-02
105	2.09301	1.26E-03	2.6E-03	1.05E-03	2.76E-06	0.12	1.57E-01	5.10E-08	1.0E+06	5.1E-02
106	2.97557	1.26E-03	3.7E-03	1.05E-03	3.92E-06	0.12	1.57E-01	7.25E-08	1.0E+06	7.3E-02
107	4.63182	1.26E-03	5.8E-03	1.05E-03	6.10E-06	0.12	1.57E-01	1.13E-07	1.0E+06	1.1E-01
108	10.79804	1.26E-03	1.4E-02	1.05E-03	1.42E-05	0.12	1.57E-01	2.63E-07	1.0E+06	2.6E-01
109	0.48682	1.26E-03	6.1E-04	1.05E-03	6.41E-07	0.12	1.57E-01	1.19E-08	1.0E+06	1.2E-02
110	0.5467	1.26E-03	6.9E-04	1.05E-03	7.20E-07	0.12	1.57E-01	1.33E-08	1.0E+06	1.3E-02
111	0.62996	1.26E-03	7.9E-04	1.05E-03	8.30E-07	0.12	1.57E-01	1.54E-08	1.0E+06	1.5E-02
112	0.75252	1.26E-03	9.5E-04	1.05E-03	9.91E-07	0.12	1.57E-01	1.83E-08	1.0E+06	1.8E-02
113	0.90428	1.26E-03	1.1E-03	1.05E-03	1.19E-06	0.12	1.57E-01	2.20E-08	1.0E+06	2.2E-02
114	1.10605	1.26E-03	1.4E-03	1.05E-03	1.46E-06	0.12	1.57E-01	2.70E-08	1.0E+06	2.7E-02
115	1.38599	1.26E-03	1.7E-03	1.05E-03	1.83E-06	0.12	1.57E-01	3.38E-08	1.0E+06	3.4E-02
116	1.77871	1.26E-03	2.2E-03	1.05E-03	2.34E-06	0.12	1.57E-01	4.34E-08	1.0E+06	4.3E-02
117	2.47871	1.26E-03	3.1E-03	1.05E-03	3.26E-06	0.12	1.57E-01	6.04E-08	1.0E+06	6.0E-02
118	3.8224	1.26E-03	4.8E-03	1.05E-03	5.03E-06	0.12	1.57E-01	9.32E-08	1.0E+06	9.3E-02
119	5.40749	1.26E-03	6.8E-03	1.05E-03	7.12E-06	0.12	1.57E-01	1.32E-07	1.0E+06	1.3E-01
120	5.7689	1.26E-03	7.3E-03	1.05E-03	7.60E-06	0.12	1.57E-01	1.41E-07	1.0E+06	1.4E-01
121	5.38075	1.26E-03	6.8E-03	1.05E-03	7.09E-06	0.12	1.57E-01	1.31E-07	1.0E+06	1.3E-01
122	4.80828	1.26E-03	6.1E-03	1.05E-03	6.33E-06	0.12	1.57E-01	1.17E-07	1.0E+06	1.2E-01
123	0.39835	1.26E-03	5.0E-04	1.05E-03	5.25E-07	0.12	1.57E-01	9.71E-09	1.0E+06	9.7E-03
124	0.44399	1.26E-03	5.6E-04	1.05E-03	5.85E-07	0.12	1.57E-01	1.08E-08	1.0E+06	1.1E-02

Ventura Ranch

P2 (off) - Site Preparation

		Cancer Risk from Birth to 2 years								
Receptor #	Conc	g/sec	Cair	Dose Constant	Dose	ED	Risk Constant	Risk	Constant 2	Risk/ Million
125	0.5063	1.26E-03	6.4E-04	1.05E-03	6.67E-07	0.12	1.57E-01	1.23E-08	1.0E+06	1.2E-02
126	0.59241	1.26E-03	7.5E-04	1.05E-03	7.80E-07	0.12	1.57E-01	1.44E-08	1.0E+06	1.4E-02
127	0.69278	1.26E-03	8.7E-04	1.05E-03	9.12E-07	0.12	1.57E-01	1.69E-08	1.0E+06	1.7E-02
128	0.82179	1.26E-03	1.0E-03	1.05E-03	1.08E-06	0.12	1.57E-01	2.00E-08	1.0E+06	2.0E-02
129	0.99465	1.26E-03	1.3E-03	1.05E-03	1.31E-06	0.12	1.57E-01	2.42E-08	1.0E+06	2.4E-02
130	1.21672	1.26E-03	1.5E-03	1.05E-03	1.60E-06	0.12	1.57E-01	2.97E-08	1.0E+06	3.0E-02
131	1.562	1.26E-03	2.0E-03	1.05E-03	2.06E-06	0.12	1.57E-01	3.81E-08	1.0E+06	3.8E-02
132	2.0355	1.26E-03	2.6E-03	1.05E-03	2.68E-06	0.12	1.57E-01	4.96E-08	1.0E+06	5.0E-02
133	2.61423	1.26E-03	3.3E-03	1.05E-03	3.44E-06	0.12	1.57E-01	6.37E-08	1.0E+06	6.4E-02
134	3.10875	1.26E-03	3.9E-03	1.05E-03	4.09E-06	0.12	1.57E-01	7.58E-08	1.0E+06	7.6E-02
135	3.32013	1.26E-03	4.2E-03	1.05E-03	4.37E-06	0.12	1.57E-01	8.09E-08	1.0E+06	8.1E-02
136	3.28526	1.26E-03	4.1E-03	1.05E-03	4.33E-06	0.12	1.57E-01	8.01E-08	1.0E+06	8.0E-02
137	3.17209	1.26E-03	4.0E-03	1.05E-03	4.18E-06	0.12	1.57E-01	7.73E-08	1.0E+06	7.7E-02
138	2.97963	1.26E-03	3.8E-03	1.05E-03	3.92E-06	0.12	1.57E-01	7.26E-08	1.0E+06	7.3E-02
139	0.33119	1.26E-03	4.2E-04	1.05E-03	4.36E-07	0.12	1.57E-01	8.07E-09	1.0E+06	8.1E-03
140	0.36704	1.26E-03	4.6E-04	1.05E-03	4.83E-07	0.12	1.57E-01	8.95E-09	1.0E+06	8.9E-03
141	0.41424	1.26E-03	5.2E-04	1.05E-03	5.46E-07	0.12	1.57E-01	1.01E-08	1.0E+06	1.0E-02
142	0.47655	1.26E-03	6.0E-04	1.05E-03	6.28E-07	0.12	1.57E-01	1.16E-08	1.0E+06	1.2E-02
143	0.54806	1.26E-03	6.9E-04	1.05E-03	7.22E-07	0.12	1.57E-01	1.34E-08	1.0E+06	1.3E-02
144	0.63954	1.26E-03	8.1E-04	1.05E-03	8.42E-07	0.12	1.57E-01	1.56E-08	1.0E+06	1.6E-02
145	0.74967	1.26E-03	9.4E-04	1.05E-03	9.87E-07	0.12	1.57E-01	1.83E-08	1.0E+06	1.8E-02
146	0.89666	1.26E-03	1.1E-03	1.05E-03	1.18E-06	0.12	1.57E-01	2.19E-08	1.0E+06	2.2E-02
147	1.09448	1.26E-03	1.4E-03	1.05E-03	1.44E-06	0.12	1.57E-01	2.67E-08	1.0E+06	2.7E-02
148	1.30998	1.26E-03	1.7E-03	1.05E-03	1.73E-06	0.12	1.57E-01	3.19E-08	1.0E+06	3.2E-02
149	1.58007	1.26E-03	2.0E-03	1.05E-03	2.08E-06	0.12	1.57E-01	3.85E-08	1.0E+06	3.9E-02
150	1.86655	1.26E-03	2.4E-03	1.05E-03	2.46E-06	0.12	1.57E-01	4.55E-08	1.0E+06	4.6E-02
151	2.02732	1.26E-03	2.6E-03	1.05E-03	2.67E-06	0.12	1.57E-01	4.94E-08	1.0E+06	4.9E-02
152	2.12991	1.26E-03	2.7E-03	1.05E-03	2.80E-06	0.12	1.57E-01	5.19E-08	1.0E+06	5.2E-02
153	2.22202	1.26E-03	2.8E-03	1.05E-03	2.93E-06	0.12	1.57E-01	5.42E-08	1.0E+06	5.4E-02
154	2.19845	1.26E-03	2.8E-03	1.05E-03	2.90E-06	0.12	1.57E-01	5.36E-08	1.0E+06	5.4E-02
155	0.27998	1.26E-03	3.5E-04	1.05E-03	3.69E-07	0.12	1.57E-01	6.83E-09	1.0E+06	6.8E-03

Ventura Ranch

P2 (off) - Site Preparation

					Cancer Risk from Birth to 2 years					
Receptor #	Conc	g/sec	Cair	Dose Constant	Dose	ED	Risk Constant	Risk	Constant 2	Risk/ Million
156	0.309	1.26E-03	3.9E-04	1.05E-03	4.07E-07	0.12	1.57E-01	7.53E-09	1.0E+06	7.5E-03
157	0.346	1.26E-03	4.4E-04	1.05E-03	4.56E-07	0.12	1.57E-01	8.44E-09	1.0E+06	8.4E-03
158	0.3932	1.26E-03	5.0E-04	1.05E-03	5.18E-07	0.12	1.57E-01	9.59E-09	1.0E+06	9.6E-03
159	0.44781	1.26E-03	5.6E-04	1.05E-03	5.90E-07	0.12	1.57E-01	1.09E-08	1.0E+06	1.1E-02
160	0.51676	1.26E-03	6.5E-04	1.05E-03	6.81E-07	0.12	1.57E-01	1.26E-08	1.0E+06	1.3E-02
161	0.592	1.26E-03	7.5E-04	1.05E-03	7.80E-07	0.12	1.57E-01	1.44E-08	1.0E+06	1.4E-02
162	0.6932	1.26E-03	8.7E-04	1.05E-03	9.13E-07	0.12	1.57E-01	1.69E-08	1.0E+06	1.7E-02
163	0.81822	1.26E-03	1.0E-03	1.05E-03	1.08E-06	0.12	1.57E-01	1.99E-08	1.0E+06	2.0E-02
164	0.94363	1.26E-03	1.2E-03	1.05E-03	1.24E-06	0.12	1.57E-01	2.30E-08	1.0E+06	2.3E-02
165	1.07991	1.26E-03	1.4E-03	1.05E-03	1.42E-06	0.12	1.57E-01	2.63E-08	1.0E+06	2.6E-02
166	1.2421	1.26E-03	1.6E-03	1.05E-03	1.64E-06	0.12	1.57E-01	3.03E-08	1.0E+06	3.0E-02
167	1.35805	1.26E-03	1.7E-03	1.05E-03	1.79E-06	0.12	1.57E-01	3.31E-08	1.0E+06	3.3E-02
168	1.43429	1.26E-03	1.8E-03	1.05E-03	1.89E-06	0.12	1.57E-01	3.50E-08	1.0E+06	3.5E-02
169	1.54069	1.26E-03	1.9E-03	1.05E-03	2.03E-06	0.12	1.57E-01	3.76E-08	1.0E+06	3.8E-02
170	1.57773	1.26E-03	2.0E-03	1.05E-03	2.08E-06	0.12	1.57E-01	3.85E-08	1.0E+06	3.8E-02
171	0.24078	1.26E-03	3.0E-04	1.05E-03	3.17E-07	0.12	1.57E-01	5.87E-09	1.0E+06	5.9E-03
172	0.26485	1.26E-03	3.3E-04	1.05E-03	3.49E-07	0.12	1.57E-01	6.46E-09	1.0E+06	6.5E-03
173	0.2948	1.26E-03	3.7E-04	1.05E-03	3.88E-07	0.12	1.57E-01	7.19E-09	1.0E+06	7.2E-03
174	0.33212	1.26E-03	4.2E-04	1.05E-03	4.37E-07	0.12	1.57E-01	8.10E-09	1.0E+06	8.1E-03
175	0.37563	1.26E-03	4.7E-04	1.05E-03	4.95E-07	0.12	1.57E-01	9.16E-09	1.0E+06	9.2E-03
176	0.42929	1.26E-03	5.4E-04	1.05E-03	5.65E-07	0.12	1.57E-01	1.05E-08	1.0E+06	1.0E-02
177	0.48228	1.26E-03	6.1E-04	1.05E-03	6.35E-07	0.12	1.57E-01	1.18E-08	1.0E+06	1.2E-02
178	0.55256	1.26E-03	7.0E-04	1.05E-03	7.28E-07	0.12	1.57E-01	1.35E-08	1.0E+06	1.3E-02
179	0.63601	1.26E-03	8.0E-04	1.05E-03	8.38E-07	0.12	1.57E-01	1.55E-08	1.0E+06	1.6E-02
180	0.71125	1.26E-03	9.0E-04	1.05E-03	9.37E-07	0.12	1.57E-01	1.73E-08	1.0E+06	1.7E-02
181	0.79534	1.26E-03	1.0E-03	1.05E-03	1.05E-06	0.12	1.57E-01	1.94E-08	1.0E+06	1.9E-02
182	0.89614	1.26E-03	1.1E-03	1.05E-03	1.18E-06	0.12	1.57E-01	2.18E-08	1.0E+06	2.2E-02
183	0.97048	1.26E-03	1.2E-03	1.05E-03	1.28E-06	0.12	1.57E-01	2.37E-08	1.0E+06	2.4E-02
184	1.01982	1.26E-03	1.3E-03	1.05E-03	1.34E-06	0.12	1.57E-01	2.49E-08	1.0E+06	2.5E-02
185	1.10178	1.26E-03	1.4E-03	1.05E-03	1.45E-06	0.12	1.57E-01	2.69E-08	1.0E+06	2.7E-02
186	1.14432	1.26E-03	1.4E-03	1.05E-03	1.51E-06	0.12	1.57E-01	2.79E-08	1.0E+06	2.8E-02

Ventura Ranch

P2 (off) - Site Preparation

							Cancer Risk from Birth to 2 years			
Receptor #	Conc	g/sec	Cair	Dose Constant	Dose	ED	Risk Constant	Risk	Constant 2	Risk/ Million
187	0.21036	1.26E-03	2.7E-04	1.05E-03	2.77E-07	0.12	1.57E-01	5.13E-09	1.0E+06	5.1E-03
188	0.23085	1.26E-03	2.9E-04	1.05E-03	3.04E-07	0.12	1.57E-01	5.63E-09	1.0E+06	5.6E-03
189	0.25578	1.26E-03	3.2E-04	1.05E-03	3.37E-07	0.12	1.57E-01	6.24E-09	1.0E+06	6.2E-03
190	0.28603	1.26E-03	3.6E-04	1.05E-03	3.77E-07	0.12	1.57E-01	6.97E-09	1.0E+06	7.0E-03
191	0.32136	1.26E-03	4.0E-04	1.05E-03	4.23E-07	0.12	1.57E-01	7.83E-09	1.0E+06	7.8E-03
192	0.3637	1.26E-03	4.6E-04	1.05E-03	4.79E-07	0.12	1.57E-01	8.87E-09	1.0E+06	8.9E-03
193	0.40006	1.26E-03	5.0E-04	1.05E-03	5.27E-07	0.12	1.57E-01	9.75E-09	1.0E+06	9.8E-03
194	0.45033	1.26E-03	5.7E-04	1.05E-03	5.93E-07	0.12	1.57E-01	1.10E-08	1.0E+06	1.1E-02
195	0.50958	1.26E-03	6.4E-04	1.05E-03	6.71E-07	0.12	1.57E-01	1.24E-08	1.0E+06	1.2E-02
196	0.56042	1.26E-03	7.1E-04	1.05E-03	7.38E-07	0.12	1.57E-01	1.37E-08	1.0E+06	1.4E-02
197	0.61474	1.26E-03	7.7E-04	1.05E-03	8.10E-07	0.12	1.57E-01	1.50E-08	1.0E+06	1.5E-02
198	0.6815	1.26E-03	8.6E-04	1.05E-03	8.97E-07	0.12	1.57E-01	1.66E-08	1.0E+06	1.7E-02
199	0.73149	1.26E-03	9.2E-04	1.05E-03	9.63E-07	0.12	1.57E-01	1.78E-08	1.0E+06	1.8E-02
200	0.75811	1.26E-03	9.6E-04	1.05E-03	9.98E-07	0.12	1.57E-01	1.85E-08	1.0E+06	1.8E-02
201	0.82051	1.26E-03	1.0E-03	1.05E-03	1.08E-06	0.12	1.57E-01	2.00E-08	1.0E+06	2.0E-02
202	0.85732	1.26E-03	1.1E-03	1.05E-03	1.13E-06	0.12	1.57E-01	2.09E-08	1.0E+06	2.1E-02
203	0.1864	1.26E-03	2.3E-04	1.05E-03	2.45E-07	0.12	1.57E-01	4.54E-09	1.0E+06	4.5E-03
204	0.20408	1.26E-03	2.6E-04	1.05E-03	2.69E-07	0.12	1.57E-01	4.98E-09	1.0E+06	5.0E-03
205	0.2251	1.26E-03	2.8E-04	1.05E-03	2.96E-07	0.12	1.57E-01	5.49E-09	1.0E+06	5.5E-03
206	0.25005	1.26E-03	3.2E-04	1.05E-03	3.29E-07	0.12	1.57E-01	6.10E-09	1.0E+06	6.1E-03
207	0.27869	1.26E-03	3.5E-04	1.05E-03	3.67E-07	0.12	1.57E-01	6.79E-09	1.0E+06	6.8E-03
208	0.3113	1.26E-03	3.9E-04	1.05E-03	4.10E-07	0.12	1.57E-01	7.59E-09	1.0E+06	7.6E-03
209	0.33769	1.26E-03	4.3E-04	1.05E-03	4.45E-07	0.12	1.57E-01	8.23E-09	1.0E+06	8.2E-03
210	0.37403	1.26E-03	4.7E-04	1.05E-03	4.93E-07	0.12	1.57E-01	9.12E-09	1.0E+06	9.1E-03
211	0.41692	1.26E-03	5.3E-04	1.05E-03	5.49E-07	0.12	1.57E-01	1.02E-08	1.0E+06	1.0E-02
212	0.45489	1.26E-03	5.7E-04	1.05E-03	5.99E-07	0.12	1.57E-01	1.11E-08	1.0E+06	1.1E-02
213	0.49382	1.26E-03	6.2E-04	1.05E-03	6.50E-07	0.12	1.57E-01	1.20E-08	1.0E+06	1.2E-02
214	0.54025	1.26E-03	6.8E-04	1.05E-03	7.11E-07	0.12	1.57E-01	1.32E-08	1.0E+06	1.3E-02
215	0.57284	1.26E-03	7.2E-04	1.05E-03	7.54E-07	0.12	1.57E-01	1.40E-08	1.0E+06	1.4E-02
216	0.58551	1.26E-03	7.4E-04	1.05E-03	7.71E-07	0.12	1.57E-01	1.43E-08	1.0E+06	1.4E-02
217	0.63237	1.26E-03	8.0E-04	1.05E-03	8.33E-07	0.12	1.57E-01	1.54E-08	1.0E+06	1.5E-02

Ventura Ranch

P2 (off) - Site Preparation

							Cancer Risk from Birth to 2 years			
Receptor #	Conc	g/sec	Cair	Dose Constant	Dose	ED	Risk Constant	Risk	Constant 2	Risk/ Million
218	0.66574	1.26E-03	8.4E-04	1.05E-03	8.77E-07	0.12	1.57E-01	1.62E-08	1.0E+06	1.6E-02
219	0.16719	1.26E-03	2.1E-04	1.05E-03	2.20E-07	0.12	1.57E-01	4.08E-09	1.0E+06	4.1E-03
220	0.18255	1.26E-03	2.3E-04	1.05E-03	2.40E-07	0.12	1.57E-01	4.45E-09	1.0E+06	4.5E-03
221	0.20046	1.26E-03	2.5E-04	1.05E-03	2.64E-07	0.12	1.57E-01	4.89E-09	1.0E+06	4.9E-03
222	0.21987	1.26E-03	2.8E-04	1.05E-03	2.90E-07	0.12	1.57E-01	5.36E-09	1.0E+06	5.4E-03
223	0.24257	1.26E-03	3.1E-04	1.05E-03	3.19E-07	0.12	1.57E-01	5.91E-09	1.0E+06	5.9E-03
224	0.26798	1.26E-03	3.4E-04	1.05E-03	3.53E-07	0.12	1.57E-01	6.53E-09	1.0E+06	6.5E-03
225	0.28994	1.26E-03	3.7E-04	1.05E-03	3.82E-07	0.12	1.57E-01	7.07E-09	1.0E+06	7.1E-03
226	0.31737	1.26E-03	4.0E-04	1.05E-03	4.18E-07	0.12	1.57E-01	7.74E-09	1.0E+06	7.7E-03
227	0.34823	1.26E-03	4.4E-04	1.05E-03	4.59E-07	0.12	1.57E-01	8.49E-09	1.0E+06	8.5E-03
228	0.37703	1.26E-03	4.8E-04	1.05E-03	4.97E-07	0.12	1.57E-01	9.19E-09	1.0E+06	9.2E-03
229	0.40814	1.26E-03	5.1E-04	1.05E-03	5.37E-07	0.12	1.57E-01	9.95E-09	1.0E+06	1.0E-02
230	0.44014	1.26E-03	5.5E-04	1.05E-03	5.80E-07	0.12	1.57E-01	1.07E-08	1.0E+06	1.1E-02
231	0.45136	1.26E-03	5.7E-04	1.05E-03	5.94E-07	0.12	1.57E-01	1.10E-08	1.0E+06	1.1E-02
232	0.4653	1.26E-03	5.9E-04	1.05E-03	6.13E-07	0.12	1.57E-01	1.13E-08	1.0E+06	1.1E-02
233	0.50198	1.26E-03	6.3E-04	1.05E-03	6.61E-07	0.12	1.57E-01	1.22E-08	1.0E+06	1.2E-02
234	0.52792	1.26E-03	6.7E-04	1.05E-03	6.95E-07	0.12	1.57E-01	1.29E-08	1.0E+06	1.3E-02
235	0.15147	1.26E-03	1.9E-04	1.05E-03	1.99E-07	0.12	1.57E-01	3.69E-09	1.0E+06	3.7E-03
236	0.16485	1.26E-03	2.1E-04	1.05E-03	2.17E-07	0.12	1.57E-01	4.02E-09	1.0E+06	4.0E-03
237	0.18018	1.26E-03	2.3E-04	1.05E-03	2.37E-07	0.12	1.57E-01	4.39E-09	1.0E+06	4.4E-03
238	0.19586	1.26E-03	2.5E-04	1.05E-03	2.58E-07	0.12	1.57E-01	4.78E-09	1.0E+06	4.8E-03
239	0.21342	1.26E-03	2.7E-04	1.05E-03	2.81E-07	0.12	1.57E-01	5.20E-09	1.0E+06	5.2E-03
240	0.23408	1.26E-03	2.9E-04	1.05E-03	3.08E-07	0.12	1.57E-01	5.71E-09	1.0E+06	5.7E-03
241	0.25292	1.26E-03	3.2E-04	1.05E-03	3.33E-07	0.12	1.57E-01	6.17E-09	1.0E+06	6.2E-03
242	0.27182	1.26E-03	3.4E-04	1.05E-03	3.58E-07	0.12	1.57E-01	6.63E-09	1.0E+06	6.6E-03
243	0.29634	1.26E-03	3.7E-04	1.05E-03	3.90E-07	0.12	1.57E-01	7.22E-09	1.0E+06	7.2E-03
244	0.319	1.26E-03	4.0E-04	1.05E-03	4.20E-07	0.12	1.57E-01	7.78E-09	1.0E+06	7.8E-03
245	0.34332	1.26E-03	4.3E-04	1.05E-03	4.52E-07	0.12	1.57E-01	8.37E-09	1.0E+06	8.4E-03
246	0.36601	1.26E-03	4.6E-04	1.05E-03	4.82E-07	0.12	1.57E-01	8.92E-09	1.0E+06	8.9E-03
247	0.35895	1.26E-03	4.5E-04	1.05E-03	4.73E-07	0.12	1.57E-01	8.75E-09	1.0E+06	8.8E-03
248	0.38064	1.26E-03	4.8E-04	1.05E-03	5.01E-07	0.12	1.57E-01	9.28E-09	1.0E+06	9.3E-03

Ventura Ranch

P2 (off) - Site Preparation

							Cancer Risk from Birth to 2 years			
Receptor #	Conc	g/sec	Cair	Dose Constant	Dose	ED	Risk Constant	Risk	Constant 2	Risk/ Million
249	0.40664	1.26E-03	5.1E-04	1.05E-03	5.36E-07	0.12	1.57E-01	9.91E-09	1.0E+06	9.9E-03
250	0.42719	1.26E-03	5.4E-04	1.05E-03	5.63E-07	0.12	1.57E-01	1.04E-08	1.0E+06	1.0E-02
251	0.13829	1.26E-03	1.7E-04	1.05E-03	1.82E-07	0.12	1.57E-01	3.37E-09	1.0E+06	3.4E-03
252	0.15	1.26E-03	1.9E-04	1.05E-03	1.98E-07	0.12	1.57E-01	3.66E-09	1.0E+06	3.7E-03
253	0.16314	1.26E-03	2.1E-04	1.05E-03	2.15E-07	0.12	1.57E-01	3.98E-09	1.0E+06	4.0E-03
254	0.17681	1.26E-03	2.2E-04	1.05E-03	2.33E-07	0.12	1.57E-01	4.31E-09	1.0E+06	4.3E-03
255	0.18957	1.26E-03	2.4E-04	1.05E-03	2.50E-07	0.12	1.57E-01	4.62E-09	1.0E+06	4.6E-03
256	0.20663	1.26E-03	2.6E-04	1.05E-03	2.72E-07	0.12	1.57E-01	5.04E-09	1.0E+06	5.0E-03
257	0.22272	1.26E-03	2.8E-04	1.05E-03	2.93E-07	0.12	1.57E-01	5.43E-09	1.0E+06	5.4E-03
258	0.23654	1.26E-03	3.0E-04	1.05E-03	3.12E-07	0.12	1.57E-01	5.77E-09	1.0E+06	5.8E-03
259	0.25513	1.26E-03	3.2E-04	1.05E-03	3.36E-07	0.12	1.57E-01	6.22E-09	1.0E+06	6.2E-03
260	0.27285	1.26E-03	3.4E-04	1.05E-03	3.59E-07	0.12	1.57E-01	6.65E-09	1.0E+06	6.7E-03
261	0.2907	1.26E-03	3.7E-04	1.05E-03	3.83E-07	0.12	1.57E-01	7.09E-09	1.0E+06	7.1E-03
262	0.30838	1.26E-03	3.9E-04	1.05E-03	4.06E-07	0.12	1.57E-01	7.52E-09	1.0E+06	7.5E-03
263	0.29863	1.26E-03	3.8E-04	1.05E-03	3.93E-07	0.12	1.57E-01	7.28E-09	1.0E+06	7.3E-03
264	0.31989	1.26E-03	4.0E-04	1.05E-03	4.21E-07	0.12	1.57E-01	7.80E-09	1.0E+06	7.8E-03
265	0.33212	1.26E-03	4.2E-04	1.05E-03	4.37E-07	0.12	1.57E-01	8.10E-09	1.0E+06	8.1E-03
266	0.34632	1.26E-03	4.4E-04	1.05E-03	4.56E-07	0.12	1.57E-01	8.44E-09	1.0E+06	8.4E-03
267	0.12702	1.26E-03	1.6E-04	1.05E-03	1.67E-07	0.12	1.57E-01	3.10E-09	1.0E+06	3.1E-03
268	0.13734	1.26E-03	1.7E-04	1.05E-03	1.81E-07	0.12	1.57E-01	3.35E-09	1.0E+06	3.3E-03
269	0.14862	1.26E-03	1.9E-04	1.05E-03	1.96E-07	0.12	1.57E-01	3.62E-09	1.0E+06	3.6E-03
270	0.16101	1.26E-03	2.0E-04	1.05E-03	2.12E-07	0.12	1.57E-01	3.93E-09	1.0E+06	3.9E-03
271	0.17001	1.26E-03	2.1E-04	1.05E-03	2.24E-07	0.12	1.57E-01	4.14E-09	1.0E+06	4.1E-03
272	0.18365	1.26E-03	2.3E-04	1.05E-03	2.42E-07	0.12	1.57E-01	4.48E-09	1.0E+06	4.5E-03
273	0.19725	1.26E-03	2.5E-04	1.05E-03	2.60E-07	0.12	1.57E-01	4.81E-09	1.0E+06	4.8E-03
274	0.21022	1.26E-03	2.6E-04	1.05E-03	2.77E-07	0.12	1.57E-01	5.13E-09	1.0E+06	5.1E-03
275	0.22178	1.26E-03	2.8E-04	1.05E-03	2.92E-07	0.12	1.57E-01	5.41E-09	1.0E+06	5.4E-03
276	0.23687	1.26E-03	3.0E-04	1.05E-03	3.12E-07	0.12	1.57E-01	5.77E-09	1.0E+06	5.8E-03
277	0.24564	1.26E-03	3.1E-04	1.05E-03	3.23E-07	0.12	1.57E-01	5.99E-09	1.0E+06	6.0E-03
278	0.25144	1.26E-03	3.2E-04	1.05E-03	3.31E-07	0.12	1.57E-01	6.13E-09	1.0E+06	6.1E-03
279	0.25955	1.26E-03	3.3E-04	1.05E-03	3.42E-07	0.12	1.57E-01	6.33E-09	1.0E+06	6.3E-03

Ventura Ranch

P2 (off) - Site Preparation

							Cancer Risk from Birth to 2 years			
Receptor #	Conc	g/sec	Cair	Dose Constant	Dose	ED	Risk Constant	Risk	Constant 2	Risk/ Million
280	0.27485	1.26E-03	3.5E-04	1.05E-03	3.62E-07	0.12	1.57E-01	6.70E-09	1.0E+06	6.7E-03
281	0.2834	1.26E-03	3.6E-04	1.05E-03	3.73E-07	0.12	1.57E-01	6.91E-09	1.0E+06	6.9E-03
282	0.29726	1.26E-03	3.7E-04	1.05E-03	3.91E-07	0.12	1.57E-01	7.25E-09	1.0E+06	7.2E-03
283	0.11716	1.26E-03	1.5E-04	1.05E-03	1.54E-07	0.12	1.57E-01	2.86E-09	1.0E+06	2.9E-03
284	0.12638	1.26E-03	1.6E-04	1.05E-03	1.66E-07	0.12	1.57E-01	3.08E-09	1.0E+06	3.1E-03
285	0.13607	1.26E-03	1.7E-04	1.05E-03	1.79E-07	0.12	1.57E-01	3.32E-09	1.0E+06	3.3E-03
286	0.14656	1.26E-03	1.8E-04	1.05E-03	1.93E-07	0.12	1.57E-01	3.57E-09	1.0E+06	3.6E-03
287	0.15439	1.26E-03	1.9E-04	1.05E-03	2.03E-07	0.12	1.57E-01	3.76E-09	1.0E+06	3.8E-03
288	0.16654	1.26E-03	2.1E-04	1.05E-03	2.19E-07	0.12	1.57E-01	4.06E-09	1.0E+06	4.1E-03
289	0.17638	1.26E-03	2.2E-04	1.05E-03	2.32E-07	0.12	1.57E-01	4.30E-09	1.0E+06	4.3E-03
290	0.18891	1.26E-03	2.4E-04	1.05E-03	2.49E-07	0.12	1.57E-01	4.61E-09	1.0E+06	4.6E-03
291	0.19598	1.26E-03	2.5E-04	1.05E-03	2.58E-07	0.12	1.57E-01	4.78E-09	1.0E+06	4.8E-03
292	0.20792	1.26E-03	2.6E-04	1.05E-03	2.74E-07	0.12	1.57E-01	5.07E-09	1.0E+06	5.1E-03
293	0.215	1.26E-03	2.7E-04	1.05E-03	2.83E-07	0.12	1.57E-01	5.24E-09	1.0E+06	5.2E-03
294	0.2212	1.26E-03	2.8E-04	1.05E-03	2.91E-07	0.12	1.57E-01	5.39E-09	1.0E+06	5.4E-03
295	0.22865	1.26E-03	2.9E-04	1.05E-03	3.01E-07	0.12	1.57E-01	5.57E-09	1.0E+06	5.6E-03
296	0.23896	1.26E-03	3.0E-04	1.05E-03	3.15E-07	0.12	1.57E-01	5.83E-09	1.0E+06	5.8E-03
297	0.24698	1.26E-03	3.1E-04	1.05E-03	3.25E-07	0.12	1.57E-01	6.02E-09	1.0E+06	6.0E-03
298	0.25652	1.26E-03	3.2E-04	1.05E-03	3.38E-07	0.12	1.57E-01	6.25E-09	1.0E+06	6.3E-03
299	0.11679	1.26E-03	1.5E-04	1.05E-03	1.54E-07	0.12	1.57E-01	2.85E-09	1.0E+06	2.8E-03
300	0.12514	1.26E-03	1.6E-04	1.05E-03	1.65E-07	0.12	1.57E-01	3.05E-09	1.0E+06	3.1E-03
301	0.134	1.26E-03	1.7E-04	1.05E-03	1.76E-07	0.12	1.57E-01	3.27E-09	1.0E+06	3.3E-03
302	0.14272	1.26E-03	1.8E-04	1.05E-03	1.88E-07	0.12	1.57E-01	3.48E-09	1.0E+06	3.5E-03
303	0.15029	1.26E-03	1.9E-04	1.05E-03	1.98E-07	0.12	1.57E-01	3.66E-09	1.0E+06	3.7E-03
304	0.1604	1.26E-03	2.0E-04	1.05E-03	2.11E-07	0.12	1.57E-01	3.91E-09	1.0E+06	3.9E-03
305	0.16919	1.26E-03	2.1E-04	1.05E-03	2.23E-07	0.12	1.57E-01	4.12E-09	1.0E+06	4.1E-03
306	0.17672	1.26E-03	2.2E-04	1.05E-03	2.33E-07	0.12	1.57E-01	4.31E-09	1.0E+06	4.3E-03
307	0.18486	1.26E-03	2.3E-04	1.05E-03	2.43E-07	0.12	1.57E-01	4.51E-09	1.0E+06	4.5E-03
308	0.19141	1.26E-03	2.4E-04	1.05E-03	2.52E-07	0.12	1.57E-01	4.67E-09	1.0E+06	4.7E-03

Ventura Ranch

P2 (off) - Site Preparation

							Cancer Risk from Birth to 2 years			
Receptor #	Conc	g/sec	Cair	Dose Constant	Dose	ED	Risk Constant	Risk	Constant 2	Risk/ Million
309	0.19469	1.26E-03	2.5E-04	1.05E-03	2.56E-07	0.12	1.57E-01	4.75E-09	1.0E+06	4.7E-03
310	0.20104	1.26E-03	2.5E-04	1.05E-03	2.65E-07	0.12	1.57E-01	4.90E-09	1.0E+06	4.9E-03
311	0.21129	1.26E-03	2.7E-04	1.05E-03	2.78E-07	0.12	1.57E-01	5.15E-09	1.0E+06	5.2E-03
312	0.22112	1.26E-03	2.8E-04	1.05E-03	2.91E-07	0.12	1.57E-01	5.39E-09	1.0E+06	5.4E-03
313	0.22238	1.26E-03	2.8E-04	1.05E-03	2.93E-07	0.12	1.57E-01	5.42E-09	1.0E+06	5.4E-03
314	0.10815	1.26E-03	1.4E-04	1.05E-03	1.42E-07	0.12	1.57E-01	2.64E-09	1.0E+06	2.6E-03
315	0.11551	1.26E-03	1.5E-04	1.05E-03	1.52E-07	0.12	1.57E-01	2.82E-09	1.0E+06	2.8E-03
316	0.12302	1.26E-03	1.6E-04	1.05E-03	1.62E-07	0.12	1.57E-01	3.00E-09	1.0E+06	3.0E-03
317	0.13072	1.26E-03	1.6E-04	1.05E-03	1.72E-07	0.12	1.57E-01	3.19E-09	1.0E+06	3.2E-03
318	0.13701	1.26E-03	1.7E-04	1.05E-03	1.80E-07	0.12	1.57E-01	3.34E-09	1.0E+06	3.3E-03
319	0.14532	1.26E-03	1.8E-04	1.05E-03	1.91E-07	0.12	1.57E-01	3.54E-09	1.0E+06	3.5E-03
320	0.1535	1.26E-03	1.9E-04	1.05E-03	2.02E-07	0.12	1.57E-01	3.74E-09	1.0E+06	3.7E-03
321	0.15776	1.26E-03	2.0E-04	1.05E-03	2.08E-07	0.12	1.57E-01	3.85E-09	1.0E+06	3.8E-03
322	0.16579	1.26E-03	2.1E-04	1.05E-03	2.18E-07	0.12	1.57E-01	4.04E-09	1.0E+06	4.0E-03
323	0.1719	1.26E-03	2.2E-04	1.05E-03	2.26E-07	0.12	1.57E-01	4.19E-09	1.0E+06	4.2E-03
324	0.17488	1.26E-03	2.2E-04	1.05E-03	2.30E-07	0.12	1.57E-01	4.26E-09	1.0E+06	4.3E-03
325	0.17906	1.26E-03	2.3E-04	1.05E-03	2.36E-07	0.12	1.57E-01	4.37E-09	1.0E+06	4.4E-03
326	0.188	1.26E-03	2.4E-04	1.05E-03	2.48E-07	0.12	1.57E-01	4.58E-09	1.0E+06	4.6E-03
327	0.1959	1.26E-03	2.5E-04	1.05E-03	2.58E-07	0.12	1.57E-01	4.78E-09	1.0E+06	4.8E-03
328	0.19452	1.26E-03	2.5E-04	1.05E-03	2.56E-07	0.12	1.57E-01	4.74E-09	1.0E+06	4.7E-03
329	0.1003	1.26E-03	1.3E-04	1.05E-03	1.32E-07	0.12	1.57E-01	2.45E-09	1.0E+06	2.4E-03
330	0.10694	1.26E-03	1.3E-04	1.05E-03	1.41E-07	0.12	1.57E-01	2.61E-09	1.0E+06	2.6E-03
331	0.11338	1.26E-03	1.4E-04	1.05E-03	1.49E-07	0.12	1.57E-01	2.76E-09	1.0E+06	2.8E-03
332	0.11988	1.26E-03	1.5E-04	1.05E-03	1.58E-07	0.12	1.57E-01	2.92E-09	1.0E+06	2.9E-03
333	0.12557	1.26E-03	1.6E-04	1.05E-03	1.65E-07	0.12	1.57E-01	3.06E-09	1.0E+06	3.1E-03
334	0.13271	1.26E-03	1.7E-04	1.05E-03	1.75E-07	0.12	1.57E-01	3.24E-09	1.0E+06	3.2E-03
335	0.14009	1.26E-03	1.8E-04	1.05E-03	1.84E-07	0.12	1.57E-01	3.42E-09	1.0E+06	3.4E-03
336	0.14416	1.26E-03	1.8E-04	1.05E-03	1.90E-07	0.12	1.57E-01	3.51E-09	1.0E+06	3.5E-03
337	0.1505	1.26E-03	1.9E-04	1.05E-03	1.98E-07	0.12	1.57E-01	3.67E-09	1.0E+06	3.7E-03
338	0.15634	1.26E-03	2.0E-04	1.05E-03	2.06E-07	0.12	1.57E-01	3.81E-09	1.0E+06	3.8E-03
339	0.15948	1.26E-03	2.0E-04	1.05E-03	2.10E-07	0.12	1.57E-01	3.89E-09	1.0E+06	3.9E-03

Ventura Ranch

P2 (off) - Site Preparation

		Cancer Risk from Birth to 2 years								
Receptor #	Conc	g/sec	Cair	Dose Constant	Dose	ED	Risk Constant	Risk	Constant 2	Risk/ Million
340	0.16111	1.26E-03	2.0E-04	1.05E-03	2.12E-07	0.12	1.57E-01	3.93E-09	1.0E+06	3.9E-03
341	0.16852	1.26E-03	2.1E-04	1.05E-03	2.22E-07	0.12	1.57E-01	4.11E-09	1.0E+06	4.1E-03
342	0.1748	1.26E-03	2.2E-04	1.05E-03	2.30E-07	0.12	1.57E-01	4.26E-09	1.0E+06	4.3E-03
343	0.17194	1.26E-03	2.2E-04	1.05E-03	2.26E-07	0.12	1.57E-01	4.19E-09	1.0E+06	4.2E-03
344	0.16765	1.26E-03	2.1E-04	1.05E-03	2.21E-07	0.12	1.57E-01	4.09E-09	1.0E+06	4.1E-03
345	0.09325	1.26E-03	1.2E-04	1.05E-03	1.23E-07	0.12	1.57E-01	2.27E-09	1.0E+06	2.3E-03
346	0.09924	1.26E-03	1.3E-04	1.05E-03	1.31E-07	0.12	1.57E-01	2.42E-09	1.0E+06	2.4E-03
347	0.10487	1.26E-03	1.3E-04	1.05E-03	1.38E-07	0.12	1.57E-01	2.56E-09	1.0E+06	2.6E-03
348	0.11045	1.26E-03	1.4E-04	1.05E-03	1.45E-07	0.12	1.57E-01	2.69E-09	1.0E+06	2.7E-03
349	0.11449	1.26E-03	1.4E-04	1.05E-03	1.51E-07	0.12	1.57E-01	2.79E-09	1.0E+06	2.8E-03
350	0.12065	1.26E-03	1.5E-04	1.05E-03	1.59E-07	0.12	1.57E-01	2.94E-09	1.0E+06	2.9E-03
351	0.12836	1.26E-03	1.6E-04	1.05E-03	1.69E-07	0.12	1.57E-01	3.13E-09	1.0E+06	3.1E-03
352	0.13304	1.26E-03	1.7E-04	1.05E-03	1.75E-07	0.12	1.57E-01	3.24E-09	1.0E+06	3.2E-03
353	0.13777	1.26E-03	1.7E-04	1.05E-03	1.81E-07	0.12	1.57E-01	3.36E-09	1.0E+06	3.4E-03
354	0.14295	1.26E-03	1.8E-04	1.05E-03	1.88E-07	0.12	1.57E-01	3.49E-09	1.0E+06	3.5E-03
355	0.14598	1.26E-03	1.8E-04	1.05E-03	1.92E-07	0.12	1.57E-01	3.56E-09	1.0E+06	3.6E-03
356	0.14607	1.26E-03	1.8E-04	1.05E-03	1.92E-07	0.12	1.57E-01	3.56E-09	1.0E+06	3.6E-03
357	0.15236	1.26E-03	1.9E-04	1.05E-03	2.01E-07	0.12	1.57E-01	3.71E-09	1.0E+06	3.7E-03
358	0.1575	1.26E-03	2.0E-04	1.05E-03	2.07E-07	0.12	1.57E-01	3.84E-09	1.0E+06	3.8E-03
359	0.15633	1.26E-03	2.0E-04	1.05E-03	2.06E-07	0.12	1.57E-01	3.81E-09	1.0E+06	3.8E-03
360	0.14827	1.26E-03	1.9E-04	1.05E-03	1.95E-07	0.12	1.57E-01	3.61E-09	1.0E+06	3.6E-03

Ventura Ranch

P2 (off) - Site Preparation

						Cancer Risk from 2 to 16 years				
Receptor #	Conc	g/sec	Cair	Dose Constant	Dose	ED	Risk Constant	Risk	Constant 2	Risk/ Million
1	2.67098	1.26E-03	3.4E-03	6.05E-04	2.04E-06	0.13	4.71E-02	1.24E-08	1.0E+06	1.2E-02
2	2.45341	1.26E-03	3.1E-03	6.05E-04	1.87E-06	0.13	4.71E-02	1.14E-08	1.0E+06	1.1E-02
3	2.19485	1.26E-03	2.8E-03	6.05E-04	1.67E-06	0.13	4.71E-02	1.02E-08	1.0E+06	1.0E-02
4	1.9156	1.26E-03	2.4E-03	6.05E-04	1.46E-06	0.13	4.71E-02	8.87E-09	1.0E+06	8.9E-03
5	1.63414	1.26E-03	2.1E-03	6.05E-04	1.25E-06	0.13	4.71E-02	7.56E-09	1.0E+06	7.6E-03
6	1.36653	1.26E-03	1.7E-03	6.05E-04	1.04E-06	0.13	4.71E-02	6.32E-09	1.0E+06	6.3E-03
7	1.11921	1.26E-03	1.4E-03	6.05E-04	8.53E-07	0.13	4.71E-02	5.18E-09	1.0E+06	5.2E-03
8	0.90445	1.26E-03	1.1E-03	6.05E-04	6.90E-07	0.13	4.71E-02	4.19E-09	1.0E+06	4.2E-03
9	0.72633	1.26E-03	9.2E-04	6.05E-04	5.54E-07	0.13	4.71E-02	3.36E-09	1.0E+06	3.4E-03
10	0.58135	1.26E-03	7.3E-04	6.05E-04	4.43E-07	0.13	4.71E-02	2.69E-09	1.0E+06	2.7E-03
11	0.46544	1.26E-03	5.9E-04	6.05E-04	3.55E-07	0.13	4.71E-02	2.15E-09	1.0E+06	2.2E-03
12	0.37348	1.26E-03	4.7E-04	6.05E-04	2.85E-07	0.13	4.71E-02	1.73E-09	1.0E+06	1.7E-03
13	0.30316	1.26E-03	3.8E-04	6.05E-04	2.31E-07	0.13	4.71E-02	1.40E-09	1.0E+06	1.4E-03
14	0.21946	1.26E-03	2.8E-04	6.05E-04	1.67E-07	0.13	4.71E-02	1.02E-09	1.0E+06	1.0E-03
15	0.18218	1.26E-03	2.3E-04	6.05E-04	1.39E-07	0.13	4.71E-02	8.43E-10	1.0E+06	8.4E-04
16	0.1556	1.26E-03	2.0E-04	6.05E-04	1.19E-07	0.13	4.71E-02	7.20E-10	1.0E+06	7.2E-04
17	0.12787	1.26E-03	1.6E-04	6.05E-04	9.75E-08	0.13	4.71E-02	5.92E-10	1.0E+06	5.9E-04
18	0.11431	1.26E-03	1.4E-04	6.05E-04	8.71E-08	0.13	4.71E-02	5.29E-10	1.0E+06	5.3E-04
19	0.09741	1.26E-03	1.2E-04	6.05E-04	7.43E-08	0.13	4.71E-02	4.51E-10	1.0E+06	4.5E-04
20	0.08665	1.26E-03	1.1E-04	6.05E-04	6.61E-08	0.13	4.71E-02	4.01E-10	1.0E+06	4.0E-04
21	0.07532	1.26E-03	9.5E-05	6.05E-04	5.74E-08	0.13	4.71E-02	3.49E-10	1.0E+06	3.5E-04
22	1.18188	1.26E-03	1.5E-03	6.05E-04	9.01E-07	0.13	4.71E-02	5.47E-09	1.0E+06	5.5E-03
23	0.94379	1.26E-03	1.2E-03	6.05E-04	7.20E-07	0.13	4.71E-02	4.37E-09	1.0E+06	4.4E-03
24	0.74826	1.26E-03	9.4E-04	6.05E-04	5.70E-07	0.13	4.71E-02	3.46E-09	1.0E+06	3.5E-03
25	0.59227	1.26E-03	7.5E-04	6.05E-04	4.52E-07	0.13	4.71E-02	2.74E-09	1.0E+06	2.7E-03
26	0.47052	1.26E-03	5.9E-04	6.05E-04	3.59E-07	0.13	4.71E-02	2.18E-09	1.0E+06	2.2E-03
27	0.37498	1.26E-03	4.7E-04	6.05E-04	2.86E-07	0.13	4.71E-02	1.74E-09	1.0E+06	1.7E-03
28	0.30297	1.26E-03	3.8E-04	6.05E-04	2.31E-07	0.13	4.71E-02	1.40E-09	1.0E+06	1.4E-03
29	0.22015	1.26E-03	2.8E-04	6.05E-04	1.68E-07	0.13	4.71E-02	1.02E-09	1.0E+06	1.0E-03
30	0.18674	1.26E-03	2.4E-04	6.05E-04	1.42E-07	0.13	4.71E-02	8.64E-10	1.0E+06	8.6E-04
31	0.15059	1.26E-03	1.9E-04	6.05E-04	1.15E-07	0.13	4.71E-02	6.97E-10	1.0E+06	7.0E-04

Ventura Ranch

P2 (off) - Site Preparation

							Cancer Risk from 2 to 16 years			
Receptor #	Conc	g/sec	Cair	Dose Constant	Dose	ED	Risk Constant	Risk	Constant 2	Risk/ Million
32	0.11128	1.26E-03	1.4E-04	6.05E-04	8.48E-08	0.13	4.71E-02	5.15E-10	1.0E+06	5.1E-04
33	0.10293	1.26E-03	1.3E-04	6.05E-04	7.85E-08	0.13	4.71E-02	4.76E-10	1.0E+06	4.8E-04
34	0.10033	1.26E-03	1.3E-04	6.05E-04	7.65E-08	0.13	4.71E-02	4.64E-10	1.0E+06	4.6E-04
35	0.25228	1.26E-03	3.2E-04	6.05E-04	1.92E-07	0.13	4.71E-02	1.17E-09	1.0E+06	1.2E-03
36	0.18922	1.26E-03	2.4E-04	6.05E-04	1.44E-07	0.13	4.71E-02	8.76E-10	1.0E+06	8.8E-04
37	3.20186	1.26E-03	4.0E-03	6.05E-04	2.44E-06	0.13	4.71E-02	1.48E-08	1.0E+06	1.5E-02
38	3.64555	1.26E-03	4.6E-03	6.05E-04	2.78E-06	0.13	4.71E-02	1.69E-08	1.0E+06	1.7E-02
39	3.98361	1.26E-03	5.0E-03	6.05E-04	3.04E-06	0.13	4.71E-02	1.84E-08	1.0E+06	1.8E-02
40	4.18322	1.26E-03	5.3E-03	6.05E-04	3.19E-06	0.13	4.71E-02	1.94E-08	1.0E+06	1.9E-02
41	3.39741	1.26E-03	4.3E-03	6.05E-04	2.59E-06	0.13	4.71E-02	1.57E-08	1.0E+06	1.6E-02
42	3.9502	1.26E-03	5.0E-03	6.05E-04	3.01E-06	0.13	4.71E-02	1.83E-08	1.0E+06	1.8E-02
43	4.40314	1.26E-03	5.5E-03	6.05E-04	3.36E-06	0.13	4.71E-02	2.04E-08	1.0E+06	2.0E-02
44	4.7168	1.26E-03	5.9E-03	6.05E-04	3.60E-06	0.13	4.71E-02	2.18E-08	1.0E+06	2.2E-02
45	4.8382	1.26E-03	6.1E-03	6.05E-04	3.69E-06	0.13	4.71E-02	2.24E-08	1.0E+06	2.2E-02
46	1.10847	1.26E-03	1.4E-03	6.05E-04	8.45E-07	0.13	4.71E-02	5.13E-09	1.0E+06	5.1E-03
47	0.83146	1.26E-03	1.0E-03	6.05E-04	6.34E-07	0.13	4.71E-02	3.85E-09	1.0E+06	3.8E-03
48	4.26202	1.26E-03	5.4E-03	6.05E-04	3.25E-06	0.13	4.71E-02	1.97E-08	1.0E+06	2.0E-02
49	4.8893	1.26E-03	6.2E-03	6.05E-04	3.73E-06	0.13	4.71E-02	2.26E-08	1.0E+06	2.3E-02
50	5.34441	1.26E-03	6.7E-03	6.05E-04	4.07E-06	0.13	4.71E-02	2.47E-08	1.0E+06	2.5E-02
51	5.52064	1.26E-03	7.0E-03	6.05E-04	4.21E-06	0.13	4.71E-02	2.55E-08	1.0E+06	2.6E-02
52	1.15052	1.26E-03	1.4E-03	6.05E-04	8.77E-07	0.13	4.71E-02	5.32E-09	1.0E+06	5.3E-03
53	0.8505	1.26E-03	1.1E-03	6.05E-04	6.48E-07	0.13	4.71E-02	3.94E-09	1.0E+06	3.9E-03
54	0.63724	1.26E-03	8.0E-04	6.05E-04	4.86E-07	0.13	4.71E-02	2.95E-09	1.0E+06	2.9E-03
55	5.34838	1.26E-03	6.7E-03	6.05E-04	4.08E-06	0.13	4.71E-02	2.48E-08	1.0E+06	2.5E-02
56	6.00741	1.26E-03	7.6E-03	6.05E-04	4.58E-06	0.13	4.71E-02	2.78E-08	1.0E+06	2.8E-02
57	6.31971	1.26E-03	8.0E-03	6.05E-04	4.82E-06	0.13	4.71E-02	2.92E-08	1.0E+06	2.9E-02
58	6.1613	1.26E-03	7.8E-03	6.05E-04	4.70E-06	0.13	4.71E-02	2.85E-08	1.0E+06	2.9E-02
59	1.19332	1.26E-03	1.5E-03	6.05E-04	9.10E-07	0.13	4.71E-02	5.52E-09	1.0E+06	5.5E-03
60	0.86863	1.26E-03	1.1E-03	6.05E-04	6.62E-07	0.13	4.71E-02	4.02E-09	1.0E+06	4.0E-03
61	0.64551	1.26E-03	8.1E-04	6.05E-04	4.92E-07	0.13	4.71E-02	2.99E-09	1.0E+06	3.0E-03
62	1.23707	1.26E-03	1.6E-03	6.05E-04	9.43E-07	0.13	4.71E-02	5.73E-09	1.0E+06	5.7E-03

Ventura Ranch

P2 (off) - Site Preparation

		Cancer Risk from 2 to 16 years								
Receptor #	Conc	g/sec	Cair	Dose Constant	Dose	ED	Risk Constant	Risk	Constant 2	Risk/ Million
63	0.88737	1.26E-03	1.1E-03	6.05E-04	6.77E-07	0.13	4.71E-02	4.11E-09	1.0E+06	4.1E-03
64	0.65477	1.26E-03	8.2E-04	6.05E-04	4.99E-07	0.13	4.71E-02	3.03E-09	1.0E+06	3.0E-03
65	0.90792	1.26E-03	1.1E-03	6.05E-04	6.92E-07	0.13	4.71E-02	4.20E-09	1.0E+06	4.2E-03
66	5.53785	1.26E-03	7.0E-03	6.05E-04	4.22E-06	0.13	4.71E-02	2.56E-08	1.0E+06	2.6E-02
67	7.41069	1.26E-03	9.3E-03	6.05E-04	5.65E-06	0.13	4.71E-02	3.43E-08	1.0E+06	3.4E-02
68	0.2113	1.26E-03	2.7E-04	6.05E-04	1.61E-07	0.13	4.71E-02	9.78E-10	1.0E+06	9.8E-04
69	0.18144	1.26E-03	2.3E-04	6.05E-04	1.38E-07	0.13	4.71E-02	8.40E-10	1.0E+06	8.4E-04
70	0.15842	1.26E-03	2.0E-04	6.05E-04	1.21E-07	0.13	4.71E-02	7.33E-10	1.0E+06	7.3E-04
71	0.14215	1.26E-03	1.8E-04	6.05E-04	1.08E-07	0.13	4.71E-02	6.58E-10	1.0E+06	6.6E-04
72	5.80901	1.26E-03	7.3E-03	6.05E-04	4.43E-06	0.13	4.71E-02	2.69E-08	1.0E+06	2.7E-02
73	8.18395	1.26E-03	1.0E-02	6.05E-04	6.24E-06	0.13	4.71E-02	3.79E-08	1.0E+06	3.8E-02
74	0.2666	1.26E-03	3.4E-04	6.05E-04	2.03E-07	0.13	4.71E-02	1.23E-09	1.0E+06	1.2E-03
75	0.22965	1.26E-03	2.9E-04	6.05E-04	1.75E-07	0.13	4.71E-02	1.06E-09	1.0E+06	1.1E-03
76	0.19904	1.26E-03	2.5E-04	6.05E-04	1.52E-07	0.13	4.71E-02	9.21E-10	1.0E+06	9.2E-04
77	0.17456	1.26E-03	2.2E-04	6.05E-04	1.33E-07	0.13	4.71E-02	8.08E-10	1.0E+06	8.1E-04
78	0.15994	1.26E-03	2.0E-04	6.05E-04	1.22E-07	0.13	4.71E-02	7.40E-10	1.0E+06	7.4E-04
79	5.96334	1.26E-03	7.5E-03	6.05E-04	4.55E-06	0.13	4.71E-02	2.76E-08	1.0E+06	2.8E-02
80	8.91852	1.26E-03	1.1E-02	6.05E-04	6.80E-06	0.13	4.71E-02	4.13E-08	1.0E+06	4.1E-02
81	0.29066	1.26E-03	3.7E-04	6.05E-04	2.22E-07	0.13	4.71E-02	1.35E-09	1.0E+06	1.3E-03
82	0.2531	1.26E-03	3.2E-04	6.05E-04	1.93E-07	0.13	4.71E-02	1.17E-09	1.0E+06	1.2E-03
83	0.22851	1.26E-03	2.9E-04	6.05E-04	1.74E-07	0.13	4.71E-02	1.06E-09	1.0E+06	1.1E-03
84	0.21076	1.26E-03	2.7E-04	6.05E-04	1.61E-07	0.13	4.71E-02	9.75E-10	1.0E+06	9.8E-04
85	0.18748	1.26E-03	2.4E-04	6.05E-04	1.43E-07	0.13	4.71E-02	8.68E-10	1.0E+06	8.7E-04
86	6.04208	1.26E-03	7.6E-03	6.05E-04	4.61E-06	0.13	4.71E-02	2.80E-08	1.0E+06	2.8E-02
87	11.4022	1.26E-03	1.4E-02	6.05E-04	8.69E-06	0.13	4.71E-02	5.28E-08	1.0E+06	5.3E-02
88	0.2944	1.26E-03	3.7E-04	6.05E-04	2.24E-07	0.13	4.71E-02	1.36E-09	1.0E+06	1.4E-03
89	1.39036	1.26E-03	1.8E-03	6.05E-04	1.06E-06	0.13	4.71E-02	6.43E-09	1.0E+06	6.4E-03
90	0.92168	1.26E-03	1.2E-03	6.05E-04	7.03E-07	0.13	4.71E-02	4.27E-09	1.0E+06	4.3E-03
91	1.07779	1.26E-03	1.4E-03	6.05E-04	8.22E-07	0.13	4.71E-02	4.99E-09	1.0E+06	5.0E-03
92	1.2919	1.26E-03	1.6E-03	6.05E-04	9.85E-07	0.13	4.71E-02	5.98E-09	1.0E+06	6.0E-03
93	0.74292	1.26E-03	9.4E-04	6.05E-04	5.66E-07	0.13	4.71E-02	3.44E-09	1.0E+06	3.4E-03

Ventura Ranch

P2 (off) - Site Preparation

							Cancer Risk from 2 to 16 years			
Receptor #	Conc	g/sec	Cair	Dose Constant	Dose	ED	Risk Constant	Risk	Constant 2	Risk/ Million
94	0.85526	1.26E-03	1.1E-03	6.05E-04	6.52E-07	0.13	4.71E-02	3.96E-09	1.0E+06	4.0E-03
95	1.00801	1.26E-03	1.3E-03	6.05E-04	7.68E-07	0.13	4.71E-02	4.67E-09	1.0E+06	4.7E-03
96	1.25478	1.26E-03	1.6E-03	6.05E-04	9.57E-07	0.13	4.71E-02	5.81E-09	1.0E+06	5.8E-03
97	1.62773	1.26E-03	2.1E-03	6.05E-04	1.24E-06	0.13	4.71E-02	7.53E-09	1.0E+06	7.5E-03
98	2.13601	1.26E-03	2.7E-03	6.05E-04	1.63E-06	0.13	4.71E-02	9.89E-09	1.0E+06	9.9E-03
99	0.60086	1.26E-03	7.6E-04	6.05E-04	4.58E-07	0.13	4.71E-02	2.78E-09	1.0E+06	2.8E-03
100	0.68244	1.26E-03	8.6E-04	6.05E-04	5.20E-07	0.13	4.71E-02	3.16E-09	1.0E+06	3.2E-03
101	0.79286	1.26E-03	1.0E-03	6.05E-04	6.04E-07	0.13	4.71E-02	3.67E-09	1.0E+06	3.7E-03
102	0.96107	1.26E-03	1.2E-03	6.05E-04	7.33E-07	0.13	4.71E-02	4.45E-09	1.0E+06	4.4E-03
103	1.20351	1.26E-03	1.5E-03	6.05E-04	9.18E-07	0.13	4.71E-02	5.57E-09	1.0E+06	5.6E-03
104	1.55809	1.26E-03	2.0E-03	6.05E-04	1.19E-06	0.13	4.71E-02	7.21E-09	1.0E+06	7.2E-03
105	2.09301	1.26E-03	2.6E-03	6.05E-04	1.60E-06	0.13	4.71E-02	9.69E-09	1.0E+06	9.7E-03
106	2.97557	1.26E-03	3.7E-03	6.05E-04	2.27E-06	0.13	4.71E-02	1.38E-08	1.0E+06	1.4E-02
107	4.63182	1.26E-03	5.8E-03	6.05E-04	3.53E-06	0.13	4.71E-02	2.14E-08	1.0E+06	2.1E-02
108	10.79804	1.26E-03	1.4E-02	6.05E-04	8.23E-06	0.13	4.71E-02	5.00E-08	1.0E+06	5.0E-02
109	0.48682	1.26E-03	6.1E-04	6.05E-04	3.71E-07	0.13	4.71E-02	2.25E-09	1.0E+06	2.3E-03
110	0.5467	1.26E-03	6.9E-04	6.05E-04	4.17E-07	0.13	4.71E-02	2.53E-09	1.0E+06	2.5E-03
111	0.62996	1.26E-03	7.9E-04	6.05E-04	4.80E-07	0.13	4.71E-02	2.92E-09	1.0E+06	2.9E-03
112	0.75252	1.26E-03	9.5E-04	6.05E-04	5.74E-07	0.13	4.71E-02	3.48E-09	1.0E+06	3.5E-03
113	0.90428	1.26E-03	1.1E-03	6.05E-04	6.89E-07	0.13	4.71E-02	4.18E-09	1.0E+06	4.2E-03
114	1.10605	1.26E-03	1.4E-03	6.05E-04	8.43E-07	0.13	4.71E-02	5.12E-09	1.0E+06	5.1E-03
115	1.38599	1.26E-03	1.7E-03	6.05E-04	1.06E-06	0.13	4.71E-02	6.41E-09	1.0E+06	6.4E-03
116	1.77871	1.26E-03	2.2E-03	6.05E-04	1.36E-06	0.13	4.71E-02	8.23E-09	1.0E+06	8.2E-03
117	2.47871	1.26E-03	3.1E-03	6.05E-04	1.89E-06	0.13	4.71E-02	1.15E-08	1.0E+06	1.1E-02
118	3.8224	1.26E-03	4.8E-03	6.05E-04	2.91E-06	0.13	4.71E-02	1.77E-08	1.0E+06	1.8E-02
119	5.40749	1.26E-03	6.8E-03	6.05E-04	4.12E-06	0.13	4.71E-02	2.50E-08	1.0E+06	2.5E-02
120	5.7689	1.26E-03	7.3E-03	6.05E-04	4.40E-06	0.13	4.71E-02	2.67E-08	1.0E+06	2.7E-02
121	5.38075	1.26E-03	6.8E-03	6.05E-04	4.10E-06	0.13	4.71E-02	2.49E-08	1.0E+06	2.5E-02
122	4.80828	1.26E-03	6.1E-03	6.05E-04	3.67E-06	0.13	4.71E-02	2.23E-08	1.0E+06	2.2E-02
123	0.39835	1.26E-03	5.0E-04	6.05E-04	3.04E-07	0.13	4.71E-02	1.84E-09	1.0E+06	1.8E-03
124	0.44399	1.26E-03	5.6E-04	6.05E-04	3.38E-07	0.13	4.71E-02	2.05E-09	1.0E+06	2.1E-03

Ventura Ranch

P2 (off) - Site Preparation

		Cancer Risk from 2 to 16 years								
Receptor #	Conc	g/sec	Cair	Dose Constant	Dose	ED	Risk Constant	Risk	Constant 2	Risk/ Million
125	0.5063	1.26E-03	6.4E-04	6.05E-04	3.86E-07	0.13	4.71E-02	2.34E-09	1.0E+06	2.3E-03
126	0.59241	1.26E-03	7.5E-04	6.05E-04	4.52E-07	0.13	4.71E-02	2.74E-09	1.0E+06	2.7E-03
127	0.69278	1.26E-03	8.7E-04	6.05E-04	5.28E-07	0.13	4.71E-02	3.21E-09	1.0E+06	3.2E-03
128	0.82179	1.26E-03	1.0E-03	6.05E-04	6.27E-07	0.13	4.71E-02	3.80E-09	1.0E+06	3.8E-03
129	0.99465	1.26E-03	1.3E-03	6.05E-04	7.58E-07	0.13	4.71E-02	4.60E-09	1.0E+06	4.6E-03
130	1.21672	1.26E-03	1.5E-03	6.05E-04	9.28E-07	0.13	4.71E-02	5.63E-09	1.0E+06	5.6E-03
131	1.562	1.26E-03	2.0E-03	6.05E-04	1.19E-06	0.13	4.71E-02	7.23E-09	1.0E+06	7.2E-03
132	2.0355	1.26E-03	2.6E-03	6.05E-04	1.55E-06	0.13	4.71E-02	9.42E-09	1.0E+06	9.4E-03
133	2.61423	1.26E-03	3.3E-03	6.05E-04	1.99E-06	0.13	4.71E-02	1.21E-08	1.0E+06	1.2E-02
134	3.10875	1.26E-03	3.9E-03	6.05E-04	2.37E-06	0.13	4.71E-02	1.44E-08	1.0E+06	1.4E-02
135	3.32013	1.26E-03	4.2E-03	6.05E-04	2.53E-06	0.13	4.71E-02	1.54E-08	1.0E+06	1.5E-02
136	3.28526	1.26E-03	4.1E-03	6.05E-04	2.50E-06	0.13	4.71E-02	1.52E-08	1.0E+06	1.5E-02
137	3.17209	1.26E-03	4.0E-03	6.05E-04	2.42E-06	0.13	4.71E-02	1.47E-08	1.0E+06	1.5E-02
138	2.97963	1.26E-03	3.8E-03	6.05E-04	2.27E-06	0.13	4.71E-02	1.38E-08	1.0E+06	1.4E-02
139	0.33119	1.26E-03	4.2E-04	6.05E-04	2.52E-07	0.13	4.71E-02	1.53E-09	1.0E+06	1.5E-03
140	0.36704	1.26E-03	4.6E-04	6.05E-04	2.80E-07	0.13	4.71E-02	1.70E-09	1.0E+06	1.7E-03
141	0.41424	1.26E-03	5.2E-04	6.05E-04	3.16E-07	0.13	4.71E-02	1.92E-09	1.0E+06	1.9E-03
142	0.47655	1.26E-03	6.0E-04	6.05E-04	3.63E-07	0.13	4.71E-02	2.21E-09	1.0E+06	2.2E-03
143	0.54806	1.26E-03	6.9E-04	6.05E-04	4.18E-07	0.13	4.71E-02	2.54E-09	1.0E+06	2.5E-03
144	0.63954	1.26E-03	8.1E-04	6.05E-04	4.88E-07	0.13	4.71E-02	2.96E-09	1.0E+06	3.0E-03
145	0.74967	1.26E-03	9.4E-04	6.05E-04	5.72E-07	0.13	4.71E-02	3.47E-09	1.0E+06	3.5E-03
146	0.89666	1.26E-03	1.1E-03	6.05E-04	6.84E-07	0.13	4.71E-02	4.15E-09	1.0E+06	4.1E-03
147	1.09448	1.26E-03	1.4E-03	6.05E-04	8.34E-07	0.13	4.71E-02	5.07E-09	1.0E+06	5.1E-03
148	1.30998	1.26E-03	1.7E-03	6.05E-04	9.99E-07	0.13	4.71E-02	6.06E-09	1.0E+06	6.1E-03
149	1.58007	1.26E-03	2.0E-03	6.05E-04	1.20E-06	0.13	4.71E-02	7.31E-09	1.0E+06	7.3E-03
150	1.86655	1.26E-03	2.4E-03	6.05E-04	1.42E-06	0.13	4.71E-02	8.64E-09	1.0E+06	8.6E-03
151	2.02732	1.26E-03	2.6E-03	6.05E-04	1.55E-06	0.13	4.71E-02	9.38E-09	1.0E+06	9.4E-03
152	2.12991	1.26E-03	2.7E-03	6.05E-04	1.62E-06	0.13	4.71E-02	9.86E-09	1.0E+06	9.9E-03
153	2.22202	1.26E-03	2.8E-03	6.05E-04	1.69E-06	0.13	4.71E-02	1.03E-08	1.0E+06	1.0E-02
154	2.19845	1.26E-03	2.8E-03	6.05E-04	1.68E-06	0.13	4.71E-02	1.02E-08	1.0E+06	1.0E-02
155	0.27998	1.26E-03	3.5E-04	6.05E-04	2.13E-07	0.13	4.71E-02	1.30E-09	1.0E+06	1.3E-03

Ventura Ranch

P2 (off) - Site Preparation

		Cancer Risk from 2 to 16 years								
Receptor #	Conc	g/sec	Cair	Dose Constant	Dose	ED	Risk Constant	Risk	Constant 2	Risk/ Million
156	0.309	1.26E-03	3.9E-04	6.05E-04	2.36E-07	0.13	4.71E-02	1.43E-09	1.0E+06	1.4E-03
157	0.346	1.26E-03	4.4E-04	6.05E-04	2.64E-07	0.13	4.71E-02	1.60E-09	1.0E+06	1.6E-03
158	0.3932	1.26E-03	5.0E-04	6.05E-04	3.00E-07	0.13	4.71E-02	1.82E-09	1.0E+06	1.8E-03
159	0.44781	1.26E-03	5.6E-04	6.05E-04	3.41E-07	0.13	4.71E-02	2.07E-09	1.0E+06	2.1E-03
160	0.51676	1.26E-03	6.5E-04	6.05E-04	3.94E-07	0.13	4.71E-02	2.39E-09	1.0E+06	2.4E-03
161	0.592	1.26E-03	7.5E-04	6.05E-04	4.51E-07	0.13	4.71E-02	2.74E-09	1.0E+06	2.7E-03
162	0.6932	1.26E-03	8.7E-04	6.05E-04	5.28E-07	0.13	4.71E-02	3.21E-09	1.0E+06	3.2E-03
163	0.81822	1.26E-03	1.0E-03	6.05E-04	6.24E-07	0.13	4.71E-02	3.79E-09	1.0E+06	3.8E-03
164	0.94363	1.26E-03	1.2E-03	6.05E-04	7.19E-07	0.13	4.71E-02	4.37E-09	1.0E+06	4.4E-03
165	1.07991	1.26E-03	1.4E-03	6.05E-04	8.23E-07	0.13	4.71E-02	5.00E-09	1.0E+06	5.0E-03
166	1.2421	1.26E-03	1.6E-03	6.05E-04	9.47E-07	0.13	4.71E-02	5.75E-09	1.0E+06	5.7E-03
167	1.35805	1.26E-03	1.7E-03	6.05E-04	1.04E-06	0.13	4.71E-02	6.28E-09	1.0E+06	6.3E-03
168	1.43429	1.26E-03	1.8E-03	6.05E-04	1.09E-06	0.13	4.71E-02	6.64E-09	1.0E+06	6.6E-03
169	1.54069	1.26E-03	1.9E-03	6.05E-04	1.17E-06	0.13	4.71E-02	7.13E-09	1.0E+06	7.1E-03
170	1.57773	1.26E-03	2.0E-03	6.05E-04	1.20E-06	0.13	4.71E-02	7.30E-09	1.0E+06	7.3E-03
171	0.24078	1.26E-03	3.0E-04	6.05E-04	1.84E-07	0.13	4.71E-02	1.11E-09	1.0E+06	1.1E-03
172	0.26485	1.26E-03	3.3E-04	6.05E-04	2.02E-07	0.13	4.71E-02	1.23E-09	1.0E+06	1.2E-03
173	0.2948	1.26E-03	3.7E-04	6.05E-04	2.25E-07	0.13	4.71E-02	1.36E-09	1.0E+06	1.4E-03
174	0.33212	1.26E-03	4.2E-04	6.05E-04	2.53E-07	0.13	4.71E-02	1.54E-09	1.0E+06	1.5E-03
175	0.37563	1.26E-03	4.7E-04	6.05E-04	2.86E-07	0.13	4.71E-02	1.74E-09	1.0E+06	1.7E-03
176	0.42929	1.26E-03	5.4E-04	6.05E-04	3.27E-07	0.13	4.71E-02	1.99E-09	1.0E+06	2.0E-03
177	0.48228	1.26E-03	6.1E-04	6.05E-04	3.68E-07	0.13	4.71E-02	2.23E-09	1.0E+06	2.2E-03
178	0.55256	1.26E-03	7.0E-04	6.05E-04	4.21E-07	0.13	4.71E-02	2.56E-09	1.0E+06	2.6E-03
179	0.63601	1.26E-03	8.0E-04	6.05E-04	4.85E-07	0.13	4.71E-02	2.94E-09	1.0E+06	2.9E-03
180	0.71125	1.26E-03	9.0E-04	6.05E-04	5.42E-07	0.13	4.71E-02	3.29E-09	1.0E+06	3.3E-03
181	0.79534	1.26E-03	1.0E-03	6.05E-04	6.06E-07	0.13	4.71E-02	3.68E-09	1.0E+06	3.7E-03
182	0.89614	1.26E-03	1.1E-03	6.05E-04	6.83E-07	0.13	4.71E-02	4.15E-09	1.0E+06	4.1E-03
183	0.97048	1.26E-03	1.2E-03	6.05E-04	7.40E-07	0.13	4.71E-02	4.49E-09	1.0E+06	4.5E-03
184	1.01982	1.26E-03	1.3E-03	6.05E-04	7.77E-07	0.13	4.71E-02	4.72E-09	1.0E+06	4.7E-03
185	1.10178	1.26E-03	1.4E-03	6.05E-04	8.40E-07	0.13	4.71E-02	5.10E-09	1.0E+06	5.1E-03
186	1.14432	1.26E-03	1.4E-03	6.05E-04	8.72E-07	0.13	4.71E-02	5.30E-09	1.0E+06	5.3E-03

Ventura Ranch

P2 (off) - Site Preparation

		Cancer Risk from 2 to 16 years								
Receptor #	Conc	g/sec	Cair	Dose Constant	Dose	ED	Risk Constant	Risk	Constant 2	Risk/ Million
187	0.21036	1.26E-03	2.7E-04	6.05E-04	1.60E-07	0.13	4.71E-02	9.74E-10	1.0E+06	9.7E-04
188	0.23085	1.26E-03	2.9E-04	6.05E-04	1.76E-07	0.13	4.71E-02	1.07E-09	1.0E+06	1.1E-03
189	0.25578	1.26E-03	3.2E-04	6.05E-04	1.95E-07	0.13	4.71E-02	1.18E-09	1.0E+06	1.2E-03
190	0.28603	1.26E-03	3.6E-04	6.05E-04	2.18E-07	0.13	4.71E-02	1.32E-09	1.0E+06	1.3E-03
191	0.32136	1.26E-03	4.0E-04	6.05E-04	2.45E-07	0.13	4.71E-02	1.49E-09	1.0E+06	1.5E-03
192	0.3637	1.26E-03	4.6E-04	6.05E-04	2.77E-07	0.13	4.71E-02	1.68E-09	1.0E+06	1.7E-03
193	0.40006	1.26E-03	5.0E-04	6.05E-04	3.05E-07	0.13	4.71E-02	1.85E-09	1.0E+06	1.9E-03
194	0.45033	1.26E-03	5.7E-04	6.05E-04	3.43E-07	0.13	4.71E-02	2.08E-09	1.0E+06	2.1E-03
195	0.50958	1.26E-03	6.4E-04	6.05E-04	3.88E-07	0.13	4.71E-02	2.36E-09	1.0E+06	2.4E-03
196	0.56042	1.26E-03	7.1E-04	6.05E-04	4.27E-07	0.13	4.71E-02	2.59E-09	1.0E+06	2.6E-03
197	0.61474	1.26E-03	7.7E-04	6.05E-04	4.69E-07	0.13	4.71E-02	2.84E-09	1.0E+06	2.8E-03
198	0.6815	1.26E-03	8.6E-04	6.05E-04	5.20E-07	0.13	4.71E-02	3.15E-09	1.0E+06	3.2E-03
199	0.73149	1.26E-03	9.2E-04	6.05E-04	5.58E-07	0.13	4.71E-02	3.39E-09	1.0E+06	3.4E-03
200	0.75811	1.26E-03	9.6E-04	6.05E-04	5.78E-07	0.13	4.71E-02	3.51E-09	1.0E+06	3.5E-03
201	0.82051	1.26E-03	1.0E-03	6.05E-04	6.26E-07	0.13	4.71E-02	3.80E-09	1.0E+06	3.8E-03
202	0.85732	1.26E-03	1.1E-03	6.05E-04	6.54E-07	0.13	4.71E-02	3.97E-09	1.0E+06	4.0E-03
203	0.1864	1.26E-03	2.3E-04	6.05E-04	1.42E-07	0.13	4.71E-02	8.63E-10	1.0E+06	8.6E-04
204	0.20408	1.26E-03	2.6E-04	6.05E-04	1.56E-07	0.13	4.71E-02	9.44E-10	1.0E+06	9.4E-04
205	0.2251	1.26E-03	2.8E-04	6.05E-04	1.72E-07	0.13	4.71E-02	1.04E-09	1.0E+06	1.0E-03
206	0.25005	1.26E-03	3.2E-04	6.05E-04	1.91E-07	0.13	4.71E-02	1.16E-09	1.0E+06	1.2E-03
207	0.27869	1.26E-03	3.5E-04	6.05E-04	2.12E-07	0.13	4.71E-02	1.29E-09	1.0E+06	1.3E-03
208	0.3113	1.26E-03	3.9E-04	6.05E-04	2.37E-07	0.13	4.71E-02	1.44E-09	1.0E+06	1.4E-03
209	0.33769	1.26E-03	4.3E-04	6.05E-04	2.57E-07	0.13	4.71E-02	1.56E-09	1.0E+06	1.6E-03
210	0.37403	1.26E-03	4.7E-04	6.05E-04	2.85E-07	0.13	4.71E-02	1.73E-09	1.0E+06	1.7E-03
211	0.41692	1.26E-03	5.3E-04	6.05E-04	3.18E-07	0.13	4.71E-02	1.93E-09	1.0E+06	1.9E-03
212	0.45489	1.26E-03	5.7E-04	6.05E-04	3.47E-07	0.13	4.71E-02	2.11E-09	1.0E+06	2.1E-03
213	0.49382	1.26E-03	6.2E-04	6.05E-04	3.76E-07	0.13	4.71E-02	2.29E-09	1.0E+06	2.3E-03
214	0.54025	1.26E-03	6.8E-04	6.05E-04	4.12E-07	0.13	4.71E-02	2.50E-09	1.0E+06	2.5E-03
215	0.57284	1.26E-03	7.2E-04	6.05E-04	4.37E-07	0.13	4.71E-02	2.65E-09	1.0E+06	2.7E-03
216	0.58551	1.26E-03	7.4E-04	6.05E-04	4.46E-07	0.13	4.71E-02	2.71E-09	1.0E+06	2.7E-03
217	0.63237	1.26E-03	8.0E-04	6.05E-04	4.82E-07	0.13	4.71E-02	2.93E-09	1.0E+06	2.9E-03

Ventura Ranch

P2 (off) - Site Preparation

							Cancer Risk from 2 to 16 years			
Receptor #	Conc	g/sec	Cair	Dose Constant	Dose	ED	Risk Constant	Risk	Constant 2	Risk/ Million
218	0.66574	1.26E-03	8.4E-04	6.05E-04	5.08E-07	0.13	4.71E-02	3.08E-09	1.0E+06	3.1E-03
219	0.16719	1.26E-03	2.1E-04	6.05E-04	1.27E-07	0.13	4.71E-02	7.74E-10	1.0E+06	7.7E-04
220	0.18255	1.26E-03	2.3E-04	6.05E-04	1.39E-07	0.13	4.71E-02	8.45E-10	1.0E+06	8.4E-04
221	0.20046	1.26E-03	2.5E-04	6.05E-04	1.53E-07	0.13	4.71E-02	9.28E-10	1.0E+06	9.3E-04
222	0.21987	1.26E-03	2.8E-04	6.05E-04	1.68E-07	0.13	4.71E-02	1.02E-09	1.0E+06	1.0E-03
223	0.24257	1.26E-03	3.1E-04	6.05E-04	1.85E-07	0.13	4.71E-02	1.12E-09	1.0E+06	1.1E-03
224	0.26798	1.26E-03	3.4E-04	6.05E-04	2.04E-07	0.13	4.71E-02	1.24E-09	1.0E+06	1.2E-03
225	0.28994	1.26E-03	3.7E-04	6.05E-04	2.21E-07	0.13	4.71E-02	1.34E-09	1.0E+06	1.3E-03
226	0.31737	1.26E-03	4.0E-04	6.05E-04	2.42E-07	0.13	4.71E-02	1.47E-09	1.0E+06	1.5E-03
227	0.34823	1.26E-03	4.4E-04	6.05E-04	2.65E-07	0.13	4.71E-02	1.61E-09	1.0E+06	1.6E-03
228	0.37703	1.26E-03	4.8E-04	6.05E-04	2.87E-07	0.13	4.71E-02	1.74E-09	1.0E+06	1.7E-03
229	0.40814	1.26E-03	5.1E-04	6.05E-04	3.11E-07	0.13	4.71E-02	1.89E-09	1.0E+06	1.9E-03
230	0.44014	1.26E-03	5.5E-04	6.05E-04	3.36E-07	0.13	4.71E-02	2.04E-09	1.0E+06	2.0E-03
231	0.45136	1.26E-03	5.7E-04	6.05E-04	3.44E-07	0.13	4.71E-02	2.09E-09	1.0E+06	2.1E-03
232	0.4653	1.26E-03	5.9E-04	6.05E-04	3.55E-07	0.13	4.71E-02	2.15E-09	1.0E+06	2.2E-03
233	0.50198	1.26E-03	6.3E-04	6.05E-04	3.83E-07	0.13	4.71E-02	2.32E-09	1.0E+06	2.3E-03
234	0.52792	1.26E-03	6.7E-04	6.05E-04	4.02E-07	0.13	4.71E-02	2.44E-09	1.0E+06	2.4E-03
235	0.15147	1.26E-03	1.9E-04	6.05E-04	1.15E-07	0.13	4.71E-02	7.01E-10	1.0E+06	7.0E-04
236	0.16485	1.26E-03	2.1E-04	6.05E-04	1.26E-07	0.13	4.71E-02	7.63E-10	1.0E+06	7.6E-04
237	0.18018	1.26E-03	2.3E-04	6.05E-04	1.37E-07	0.13	4.71E-02	8.34E-10	1.0E+06	8.3E-04
238	0.19586	1.26E-03	2.5E-04	6.05E-04	1.49E-07	0.13	4.71E-02	9.06E-10	1.0E+06	9.1E-04
239	0.21342	1.26E-03	2.7E-04	6.05E-04	1.63E-07	0.13	4.71E-02	9.88E-10	1.0E+06	9.9E-04
240	0.23408	1.26E-03	2.9E-04	6.05E-04	1.78E-07	0.13	4.71E-02	1.08E-09	1.0E+06	1.1E-03
241	0.25292	1.26E-03	3.2E-04	6.05E-04	1.93E-07	0.13	4.71E-02	1.17E-09	1.0E+06	1.2E-03
242	0.27182	1.26E-03	3.4E-04	6.05E-04	2.07E-07	0.13	4.71E-02	1.26E-09	1.0E+06	1.3E-03
243	0.29634	1.26E-03	3.7E-04	6.05E-04	2.26E-07	0.13	4.71E-02	1.37E-09	1.0E+06	1.4E-03
244	0.319	1.26E-03	4.0E-04	6.05E-04	2.43E-07	0.13	4.71E-02	1.48E-09	1.0E+06	1.5E-03
245	0.34332	1.26E-03	4.3E-04	6.05E-04	2.62E-07	0.13	4.71E-02	1.59E-09	1.0E+06	1.6E-03
246	0.36601	1.26E-03	4.6E-04	6.05E-04	2.79E-07	0.13	4.71E-02	1.69E-09	1.0E+06	1.7E-03
247	0.35895	1.26E-03	4.5E-04	6.05E-04	2.74E-07	0.13	4.71E-02	1.66E-09	1.0E+06	1.7E-03
248	0.38064	1.26E-03	4.8E-04	6.05E-04	2.90E-07	0.13	4.71E-02	1.76E-09	1.0E+06	1.8E-03

Ventura Ranch

P2 (off) - Site Preparation

		Cancer Risk from 2 to 16 years								
Receptor #	Conc	g/sec	Cair	Dose Constant	Dose	ED	Risk Constant	Risk	Constant 2	Risk/ Million
249	0.40664	1.26E-03	5.1E-04	6.05E-04	3.10E-07	0.13	4.71E-02	1.88E-09	1.0E+06	1.9E-03
250	0.42719	1.26E-03	5.4E-04	6.05E-04	3.26E-07	0.13	4.71E-02	1.98E-09	1.0E+06	2.0E-03
251	0.13829	1.26E-03	1.7E-04	6.05E-04	1.05E-07	0.13	4.71E-02	6.40E-10	1.0E+06	6.4E-04
252	0.15	1.26E-03	1.9E-04	6.05E-04	1.14E-07	0.13	4.71E-02	6.94E-10	1.0E+06	6.9E-04
253	0.16314	1.26E-03	2.1E-04	6.05E-04	1.24E-07	0.13	4.71E-02	7.55E-10	1.0E+06	7.6E-04
254	0.17681	1.26E-03	2.2E-04	6.05E-04	1.35E-07	0.13	4.71E-02	8.18E-10	1.0E+06	8.2E-04
255	0.18957	1.26E-03	2.4E-04	6.05E-04	1.45E-07	0.13	4.71E-02	8.77E-10	1.0E+06	8.8E-04
256	0.20663	1.26E-03	2.6E-04	6.05E-04	1.58E-07	0.13	4.71E-02	9.56E-10	1.0E+06	9.6E-04
257	0.22272	1.26E-03	2.8E-04	6.05E-04	1.70E-07	0.13	4.71E-02	1.03E-09	1.0E+06	1.0E-03
258	0.23654	1.26E-03	3.0E-04	6.05E-04	1.80E-07	0.13	4.71E-02	1.09E-09	1.0E+06	1.1E-03
259	0.25513	1.26E-03	3.2E-04	6.05E-04	1.95E-07	0.13	4.71E-02	1.18E-09	1.0E+06	1.2E-03
260	0.27285	1.26E-03	3.4E-04	6.05E-04	2.08E-07	0.13	4.71E-02	1.26E-09	1.0E+06	1.3E-03
261	0.2907	1.26E-03	3.7E-04	6.05E-04	2.22E-07	0.13	4.71E-02	1.35E-09	1.0E+06	1.3E-03
262	0.30838	1.26E-03	3.9E-04	6.05E-04	2.35E-07	0.13	4.71E-02	1.43E-09	1.0E+06	1.4E-03
263	0.29863	1.26E-03	3.8E-04	6.05E-04	2.28E-07	0.13	4.71E-02	1.38E-09	1.0E+06	1.4E-03
264	0.31989	1.26E-03	4.0E-04	6.05E-04	2.44E-07	0.13	4.71E-02	1.48E-09	1.0E+06	1.5E-03
265	0.33212	1.26E-03	4.2E-04	6.05E-04	2.53E-07	0.13	4.71E-02	1.54E-09	1.0E+06	1.5E-03
266	0.34632	1.26E-03	4.4E-04	6.05E-04	2.64E-07	0.13	4.71E-02	1.60E-09	1.0E+06	1.6E-03
267	0.12702	1.26E-03	1.6E-04	6.05E-04	9.68E-08	0.13	4.71E-02	5.88E-10	1.0E+06	5.9E-04
268	0.13734	1.26E-03	1.7E-04	6.05E-04	1.05E-07	0.13	4.71E-02	6.36E-10	1.0E+06	6.4E-04
269	0.14862	1.26E-03	1.9E-04	6.05E-04	1.13E-07	0.13	4.71E-02	6.88E-10	1.0E+06	6.9E-04
270	0.16101	1.26E-03	2.0E-04	6.05E-04	1.23E-07	0.13	4.71E-02	7.45E-10	1.0E+06	7.5E-04
271	0.17001	1.26E-03	2.1E-04	6.05E-04	1.30E-07	0.13	4.71E-02	7.87E-10	1.0E+06	7.9E-04
272	0.18365	1.26E-03	2.3E-04	6.05E-04	1.40E-07	0.13	4.71E-02	8.50E-10	1.0E+06	8.5E-04
273	0.19725	1.26E-03	2.5E-04	6.05E-04	1.50E-07	0.13	4.71E-02	9.13E-10	1.0E+06	9.1E-04
274	0.21022	1.26E-03	2.6E-04	6.05E-04	1.60E-07	0.13	4.71E-02	9.73E-10	1.0E+06	9.7E-04
275	0.22178	1.26E-03	2.8E-04	6.05E-04	1.69E-07	0.13	4.71E-02	1.03E-09	1.0E+06	1.0E-03
276	0.23687	1.26E-03	3.0E-04	6.05E-04	1.81E-07	0.13	4.71E-02	1.10E-09	1.0E+06	1.1E-03
277	0.24564	1.26E-03	3.1E-04	6.05E-04	1.87E-07	0.13	4.71E-02	1.14E-09	1.0E+06	1.1E-03
278	0.25144	1.26E-03	3.2E-04	6.05E-04	1.92E-07	0.13	4.71E-02	1.16E-09	1.0E+06	1.2E-03
279	0.25955	1.26E-03	3.3E-04	6.05E-04	1.98E-07	0.13	4.71E-02	1.20E-09	1.0E+06	1.2E-03

Ventura Ranch

P2 (off) - Site Preparation

							Cancer Risk from 2 to 16 years			
Receptor #	Conc	g/sec	Cair	Dose Constant	Dose	ED	Risk Constant	Risk	Constant 2	Risk/ Million
280	0.27485	1.26E-03	3.5E-04	6.05E-04	2.10E-07	0.13	4.71E-02	1.27E-09	1.0E+06	1.3E-03
281	0.2834	1.26E-03	3.6E-04	6.05E-04	2.16E-07	0.13	4.71E-02	1.31E-09	1.0E+06	1.3E-03
282	0.29726	1.26E-03	3.7E-04	6.05E-04	2.27E-07	0.13	4.71E-02	1.38E-09	1.0E+06	1.4E-03
283	0.11716	1.26E-03	1.5E-04	6.05E-04	8.93E-08	0.13	4.71E-02	5.42E-10	1.0E+06	5.4E-04
284	0.12638	1.26E-03	1.6E-04	6.05E-04	9.63E-08	0.13	4.71E-02	5.85E-10	1.0E+06	5.8E-04
285	0.13607	1.26E-03	1.7E-04	6.05E-04	1.04E-07	0.13	4.71E-02	6.30E-10	1.0E+06	6.3E-04
286	0.14656	1.26E-03	1.8E-04	6.05E-04	1.12E-07	0.13	4.71E-02	6.78E-10	1.0E+06	6.8E-04
287	0.15439	1.26E-03	1.9E-04	6.05E-04	1.18E-07	0.13	4.71E-02	7.15E-10	1.0E+06	7.1E-04
288	0.16654	1.26E-03	2.1E-04	6.05E-04	1.27E-07	0.13	4.71E-02	7.71E-10	1.0E+06	7.7E-04
289	0.17638	1.26E-03	2.2E-04	6.05E-04	1.34E-07	0.13	4.71E-02	8.16E-10	1.0E+06	8.2E-04
290	0.18891	1.26E-03	2.4E-04	6.05E-04	1.44E-07	0.13	4.71E-02	8.74E-10	1.0E+06	8.7E-04
291	0.19598	1.26E-03	2.5E-04	6.05E-04	1.49E-07	0.13	4.71E-02	9.07E-10	1.0E+06	9.1E-04
292	0.20792	1.26E-03	2.6E-04	6.05E-04	1.59E-07	0.13	4.71E-02	9.62E-10	1.0E+06	9.6E-04
293	0.215	1.26E-03	2.7E-04	6.05E-04	1.64E-07	0.13	4.71E-02	9.95E-10	1.0E+06	1.0E-03
294	0.2212	1.26E-03	2.8E-04	6.05E-04	1.69E-07	0.13	4.71E-02	1.02E-09	1.0E+06	1.0E-03
295	0.22865	1.26E-03	2.9E-04	6.05E-04	1.74E-07	0.13	4.71E-02	1.06E-09	1.0E+06	1.1E-03
296	0.23896	1.26E-03	3.0E-04	6.05E-04	1.82E-07	0.13	4.71E-02	1.11E-09	1.0E+06	1.1E-03
297	0.24698	1.26E-03	3.1E-04	6.05E-04	1.88E-07	0.13	4.71E-02	1.14E-09	1.0E+06	1.1E-03
298	0.25652	1.26E-03	3.2E-04	6.05E-04	1.96E-07	0.13	4.71E-02	1.19E-09	1.0E+06	1.2E-03
299	0.11679	1.26E-03	1.5E-04	6.05E-04	8.90E-08	0.13	4.71E-02	5.40E-10	1.0E+06	5.4E-04
300	0.12514	1.26E-03	1.6E-04	6.05E-04	9.54E-08	0.13	4.71E-02	5.79E-10	1.0E+06	5.8E-04
301	0.134	1.26E-03	1.7E-04	6.05E-04	1.02E-07	0.13	4.71E-02	6.20E-10	1.0E+06	6.2E-04
302	0.14272	1.26E-03	1.8E-04	6.05E-04	1.09E-07	0.13	4.71E-02	6.61E-10	1.0E+06	6.6E-04
303	0.15029	1.26E-03	1.9E-04	6.05E-04	1.15E-07	0.13	4.71E-02	6.96E-10	1.0E+06	7.0E-04
304	0.1604	1.26E-03	2.0E-04	6.05E-04	1.22E-07	0.13	4.71E-02	7.42E-10	1.0E+06	7.4E-04
305	0.16919	1.26E-03	2.1E-04	6.05E-04	1.29E-07	0.13	4.71E-02	7.83E-10	1.0E+06	7.8E-04
306	0.17672	1.26E-03	2.2E-04	6.05E-04	1.35E-07	0.13	4.71E-02	8.18E-10	1.0E+06	8.2E-04
307	0.18486	1.26E-03	2.3E-04	6.05E-04	1.41E-07	0.13	4.71E-02	8.56E-10	1.0E+06	8.6E-04
308	0.19141	1.26E-03	2.4E-04	6.05E-04	1.46E-07	0.13	4.71E-02	8.86E-10	1.0E+06	8.9E-04

Ventura Ranch

P2 (off) - Site Preparation

		Cancer Risk from 2 to 16 years								
Receptor #	Conc	g/sec	Cair	Dose Constant	Dose	ED	Risk Constant	Risk	Constant 2	Risk/ Million
309	0.19469	1.26E-03	2.5E-04	6.05E-04	1.48E-07	0.13	4.71E-02	9.01E-10	1.0E+06	9.0E-04
310	0.20104	1.26E-03	2.5E-04	6.05E-04	1.53E-07	0.13	4.71E-02	9.30E-10	1.0E+06	9.3E-04
311	0.21129	1.26E-03	2.7E-04	6.05E-04	1.61E-07	0.13	4.71E-02	9.78E-10	1.0E+06	9.8E-04
312	0.22112	1.26E-03	2.8E-04	6.05E-04	1.69E-07	0.13	4.71E-02	1.02E-09	1.0E+06	1.0E-03
313	0.22238	1.26E-03	2.8E-04	6.05E-04	1.70E-07	0.13	4.71E-02	1.03E-09	1.0E+06	1.0E-03
314	0.10815	1.26E-03	1.4E-04	6.05E-04	8.25E-08	0.13	4.71E-02	5.01E-10	1.0E+06	5.0E-04
315	0.11551	1.26E-03	1.5E-04	6.05E-04	8.81E-08	0.13	4.71E-02	5.35E-10	1.0E+06	5.3E-04
316	0.12302	1.26E-03	1.6E-04	6.05E-04	9.38E-08	0.13	4.71E-02	5.69E-10	1.0E+06	5.7E-04
317	0.13072	1.26E-03	1.6E-04	6.05E-04	9.97E-08	0.13	4.71E-02	6.05E-10	1.0E+06	6.0E-04
318	0.13701	1.26E-03	1.7E-04	6.05E-04	1.04E-07	0.13	4.71E-02	6.34E-10	1.0E+06	6.3E-04
319	0.14532	1.26E-03	1.8E-04	6.05E-04	1.11E-07	0.13	4.71E-02	6.73E-10	1.0E+06	6.7E-04
320	0.1535	1.26E-03	1.9E-04	6.05E-04	1.17E-07	0.13	4.71E-02	7.10E-10	1.0E+06	7.1E-04
321	0.15776	1.26E-03	2.0E-04	6.05E-04	1.20E-07	0.13	4.71E-02	7.30E-10	1.0E+06	7.3E-04
322	0.16579	1.26E-03	2.1E-04	6.05E-04	1.26E-07	0.13	4.71E-02	7.67E-10	1.0E+06	7.7E-04
323	0.1719	1.26E-03	2.2E-04	6.05E-04	1.31E-07	0.13	4.71E-02	7.96E-10	1.0E+06	8.0E-04
324	0.17488	1.26E-03	2.2E-04	6.05E-04	1.33E-07	0.13	4.71E-02	8.09E-10	1.0E+06	8.1E-04
325	0.17906	1.26E-03	2.3E-04	6.05E-04	1.37E-07	0.13	4.71E-02	8.29E-10	1.0E+06	8.3E-04
326	0.188	1.26E-03	2.4E-04	6.05E-04	1.43E-07	0.13	4.71E-02	8.70E-10	1.0E+06	8.7E-04
327	0.1959	1.26E-03	2.5E-04	6.05E-04	1.49E-07	0.13	4.71E-02	9.07E-10	1.0E+06	9.1E-04
328	0.19452	1.26E-03	2.5E-04	6.05E-04	1.48E-07	0.13	4.71E-02	9.00E-10	1.0E+06	9.0E-04
329	0.1003	1.26E-03	1.3E-04	6.05E-04	7.65E-08	0.13	4.71E-02	4.64E-10	1.0E+06	4.6E-04
330	0.10694	1.26E-03	1.3E-04	6.05E-04	8.15E-08	0.13	4.71E-02	4.95E-10	1.0E+06	4.9E-04
331	0.11338	1.26E-03	1.4E-04	6.05E-04	8.64E-08	0.13	4.71E-02	5.25E-10	1.0E+06	5.2E-04
332	0.11988	1.26E-03	1.5E-04	6.05E-04	9.14E-08	0.13	4.71E-02	5.55E-10	1.0E+06	5.5E-04
333	0.12557	1.26E-03	1.6E-04	6.05E-04	9.57E-08	0.13	4.71E-02	5.81E-10	1.0E+06	5.8E-04
334	0.13271	1.26E-03	1.7E-04	6.05E-04	1.01E-07	0.13	4.71E-02	6.14E-10	1.0E+06	6.1E-04
335	0.14009	1.26E-03	1.8E-04	6.05E-04	1.07E-07	0.13	4.71E-02	6.48E-10	1.0E+06	6.5E-04
336	0.14416	1.26E-03	1.8E-04	6.05E-04	1.10E-07	0.13	4.71E-02	6.67E-10	1.0E+06	6.7E-04
337	0.1505	1.26E-03	1.9E-04	6.05E-04	1.15E-07	0.13	4.71E-02	6.97E-10	1.0E+06	7.0E-04
338	0.15634	1.26E-03	2.0E-04	6.05E-04	1.19E-07	0.13	4.71E-02	7.24E-10	1.0E+06	7.2E-04
339	0.15948	1.26E-03	2.0E-04	6.05E-04	1.22E-07	0.13	4.71E-02	7.38E-10	1.0E+06	7.4E-04

Ventura Ranch

P2 (off) - Site Preparation

							Cancer Risk from 2 to 16 years			
Receptor #	Conc	g/sec	Cair	Dose Constant	Dose	ED	Risk Constant	Risk	Constant 2	Risk/ Million
340	0.16111	1.26E-03	2.0E-04	6.05E-04	1.23E-07	0.13	4.71E-02	7.46E-10	1.0E+06	7.5E-04
341	0.16852	1.26E-03	2.1E-04	6.05E-04	1.28E-07	0.13	4.71E-02	7.80E-10	1.0E+06	7.8E-04
342	0.1748	1.26E-03	2.2E-04	6.05E-04	1.33E-07	0.13	4.71E-02	8.09E-10	1.0E+06	8.1E-04
343	0.17194	1.26E-03	2.2E-04	6.05E-04	1.31E-07	0.13	4.71E-02	7.96E-10	1.0E+06	8.0E-04
344	0.16765	1.26E-03	2.1E-04	6.05E-04	1.28E-07	0.13	4.71E-02	7.76E-10	1.0E+06	7.8E-04
345	0.09325	1.26E-03	1.2E-04	6.05E-04	7.11E-08	0.13	4.71E-02	4.32E-10	1.0E+06	4.3E-04
346	0.09924	1.26E-03	1.3E-04	6.05E-04	7.57E-08	0.13	4.71E-02	4.59E-10	1.0E+06	4.6E-04
347	0.10487	1.26E-03	1.3E-04	6.05E-04	8.00E-08	0.13	4.71E-02	4.85E-10	1.0E+06	4.9E-04
348	0.11045	1.26E-03	1.4E-04	6.05E-04	8.42E-08	0.13	4.71E-02	5.11E-10	1.0E+06	5.1E-04
349	0.11449	1.26E-03	1.4E-04	6.05E-04	8.73E-08	0.13	4.71E-02	5.30E-10	1.0E+06	5.3E-04
350	0.12065	1.26E-03	1.5E-04	6.05E-04	9.20E-08	0.13	4.71E-02	5.58E-10	1.0E+06	5.6E-04
351	0.12836	1.26E-03	1.6E-04	6.05E-04	9.79E-08	0.13	4.71E-02	5.94E-10	1.0E+06	5.9E-04
352	0.13304	1.26E-03	1.7E-04	6.05E-04	1.01E-07	0.13	4.71E-02	6.16E-10	1.0E+06	6.2E-04
353	0.13777	1.26E-03	1.7E-04	6.05E-04	1.05E-07	0.13	4.71E-02	6.38E-10	1.0E+06	6.4E-04
354	0.14295	1.26E-03	1.8E-04	6.05E-04	1.09E-07	0.13	4.71E-02	6.62E-10	1.0E+06	6.6E-04
355	0.14598	1.26E-03	1.8E-04	6.05E-04	1.11E-07	0.13	4.71E-02	6.76E-10	1.0E+06	6.8E-04
356	0.14607	1.26E-03	1.8E-04	6.05E-04	1.11E-07	0.13	4.71E-02	6.76E-10	1.0E+06	6.8E-04
357	0.15236	1.26E-03	1.9E-04	6.05E-04	1.16E-07	0.13	4.71E-02	7.05E-10	1.0E+06	7.1E-04
358	0.1575	1.26E-03	2.0E-04	6.05E-04	1.20E-07	0.13	4.71E-02	7.29E-10	1.0E+06	7.3E-04
359	0.15633	1.26E-03	2.0E-04	6.05E-04	1.19E-07	0.13	4.71E-02	7.23E-10	1.0E+06	7.2E-04
360	0.14827	1.26E-03	1.9E-04	6.05E-04	1.13E-07	0.13	4.71E-02	6.86E-10	1.0E+06	6.9E-04

Ventura Ranch
P2 (off) - Site Preparation

Max Cancer Risk Cancer Risk	
Receptor #	**Total Risk/ Million**
1	7.7E-02
2	7.1E-02
3	6.4E-02
4	5.6E-02
5	4.7E-02
6	4.0E-02
7	3.2E-02
8	2.6E-02
9	2.1E-02
10	1.7E-02
11	1.4E-02
12	1.1E-02
13	8.8E-03
14	6.4E-03
15	5.3E-03
16	4.5E-03
17	3.7E-03
18	3.3E-03
19	2.8E-03
20	2.5E-03
21	2.2E-03
22	3.4E-02
23	2.7E-02
24	2.2E-02
25	1.7E-02
26	1.4E-02
27	1.1E-02
28	8.8E-03
29	6.4E-03
30	5.4E-03
31	4.4E-03

Max	**Receptor #**	
0.331	87	Res

Chronic Non Cancer Risk	
REL	**HI Offroad**
5	6.73E-04
5	6.18E-04
5	5.53E-04
5	4.83E-04
5	4.12E-04
5	3.44E-04
5	2.82E-04
5	2.28E-04
5	1.83E-04
5	1.46E-04
5	1.17E-04
5	9.41E-05
5	7.64E-05
5	5.53E-05
5	4.59E-05
5	3.92E-05
5	3.22E-05
5	2.88E-05
5	2.45E-05
5	2.18E-05
5	1.90E-05
5	2.98E-04
5	2.38E-04
5	1.89E-04
5	1.49E-04
5	1.19E-04
5	9.45E-05
5	7.63E-05
5	5.55E-05
5	4.71E-05
5	3.79E-05

Max	**Receptor #**	
2.873E-03	87	Res

Ventura Ranch
P2 (off) - Site Preparation

Max Cancer Risk Cancer Risk	
Receptor #	Total Risk/ Million
32	3.2E-03
33	3.0E-03
34	2.9E-03
35	7.3E-03
36	5.5E-03
37	9.3E-02
38	1.1E-01
39	1.2E-01
40	1.2E-01
41	9.9E-02
42	1.1E-01
43	1.3E-01
44	1.4E-01
45	1.4E-01
46	3.2E-02
47	2.4E-02
48	1.2E-01
49	1.4E-01
50	1.6E-01
51	1.6E-01
52	3.3E-02
53	2.5E-02
54	1.8E-02
55	1.6E-01
56	1.7E-01
57	1.8E-01
58	1.8E-01
59	3.5E-02
60	2.5E-02
61	1.9E-02
62	3.6E-02

Chronic Non Cancer Risk	
REL	HI Offroad
5	2.80E-05
5	2.59E-05
5	2.53E-05
5	6.36E-05
5	4.77E-05
5	8.07E-04
5	9.19E-04
5	1.00E-03
5	1.05E-03
5	8.56E-04
5	9.95E-04
5	1.11E-03
5	1.19E-03
5	1.22E-03
5	2.79E-04
5	2.10E-04
5	1.07E-03
5	1.23E-03
5	1.35E-03
5	1.39E-03
5	2.90E-04
5	2.14E-04
5	1.61E-04
5	1.35E-03
5	1.51E-03
5	1.59E-03
5	1.55E-03
5	3.01E-04
5	2.19E-04
5	1.63E-04
5	3.12E-04

Ventura Ranch
P2 (off) - Site Preparation

Max Cancer Risk Cancer Risk	
Receptor #	Total Risk/ Million
63	2.6E-02
64	1.9E-02
65	2.6E-02
66	1.6E-01
67	2.1E-01
68	6.1E-03
69	5.3E-03
70	4.6E-03
71	4.1E-03
72	1.7E-01
73	2.4E-01
74	7.7E-03
75	6.7E-03
76	5.8E-03
77	5.1E-03
78	4.6E-03
79	1.7E-01
80	2.6E-01
81	8.4E-03
82	7.3E-03
83	6.6E-03
84	6.1E-03
85	5.4E-03
86	1.8E-01
87	3.3E-01
88	8.5E-03
89	4.0E-02
90	2.7E-02
91	3.1E-02
92	3.7E-02
93	2.2E-02

Chronic Non Cancer Risk	
REL	HI Offroad
5	2.24E-04
5	1.65E-04
5	2.29E-04
5	1.40E-03
5	1.87E-03
5	5.32E-05
5	4.57E-05
5	3.99E-05
5	3.58E-05
5	1.46E-03
5	2.06E-03
5	6.72E-05
5	5.79E-05
5	5.02E-05
5	4.40E-05
5	4.03E-05
5	1.50E-03
5	2.25E-03
5	7.32E-05
5	6.38E-05
5	5.76E-05
5	5.31E-05
5	4.72E-05
5	1.52E-03
5	2.87E-03
5	7.42E-05
5	3.50E-04
5	2.32E-04
5	2.72E-04
5	3.26E-04
5	1.87E-04

Ventura Ranch
P2 (off) - Site Preparation

Max Cancer Risk Cancer Risk	
Receptor #	Total Risk/ Million
94	2.5E-02
95	2.9E-02
96	3.6E-02
97	4.7E-02
98	6.2E-02
99	1.7E-02
100	2.0E-02
101	2.3E-02
102	2.8E-02
103	3.5E-02
104	4.5E-02
105	6.1E-02
106	8.6E-02
107	1.3E-01
108	3.1E-01
109	1.4E-02
110	1.6E-02
111	1.8E-02
112	2.2E-02
113	2.6E-02
114	3.2E-02
115	4.0E-02
116	5.2E-02
117	7.2E-02
118	1.1E-01
119	1.6E-01
120	1.7E-01
121	1.6E-01
122	1.4E-01
123	1.2E-02
124	1.3E-02

Chronic Non Cancer Risk	
REL	HI Offroad
5	2.16E-04
5	2.54E-04
5	3.16E-04
5	4.10E-04
5	5.38E-04
5	1.51E-04
5	1.72E-04
5	2.00E-04
5	2.42E-04
5	3.03E-04
5	3.93E-04
5	5.27E-04
5	7.50E-04
5	1.17E-03
5	2.72E-03
5	1.23E-04
5	1.38E-04
5	1.59E-04
5	1.90E-04
5	2.28E-04
5	2.79E-04
5	3.49E-04
5	4.48E-04
5	6.25E-04
5	9.63E-04
5	1.36E-03
5	1.45E-03
5	1.36E-03
5	1.21E-03
5	1.00E-04
5	1.12E-04

Ventura Ranch
P2 (off) - Site Preparation

Max Cancer Risk Cancer Risk	
Receptor #	Total Risk/ Million
125	1.5E-02
126	1.7E-02
127	2.0E-02
128	2.4E-02
129	2.9E-02
130	3.5E-02
131	4.5E-02
132	5.9E-02
133	7.6E-02
134	9.0E-02
135	9.6E-02
136	9.5E-02
137	9.2E-02
138	8.6E-02
139	9.6E-03
140	1.1E-02
141	1.2E-02
142	1.4E-02
143	1.6E-02
144	1.9E-02
145	2.2E-02
146	2.6E-02
147	3.2E-02
148	3.8E-02
149	4.6E-02
150	5.4E-02
151	5.9E-02
152	6.2E-02
153	6.4E-02
154	6.4E-02
155	8.1E-03

Chronic Non Cancer Risk	
REL	HI Offroad
5	1.28E-04
5	1.49E-04
5	1.75E-04
5	2.07E-04
5	2.51E-04
5	3.07E-04
5	3.94E-04
5	5.13E-04
5	6.59E-04
5	7.83E-04
5	8.37E-04
5	8.28E-04
5	7.99E-04
5	7.51E-04
5	8.35E-05
5	9.25E-05
5	1.04E-04
5	1.20E-04
5	1.38E-04
5	1.61E-04
5	1.89E-04
5	2.26E-04
5	2.76E-04
5	3.30E-04
5	3.98E-04
5	4.70E-04
5	5.11E-04
5	5.37E-04
5	5.60E-04
5	5.54E-04
5	7.06E-05

Ventura Ranch
P2 (off) - Site Preparation

Max Cancer Risk Cancer Risk	
Receptor #	Total Risk/ Million
156	9.0E-03
157	1.0E-02
158	1.1E-02
159	1.3E-02
160	1.5E-02
161	1.7E-02
162	2.0E-02
163	2.4E-02
164	2.7E-02
165	3.1E-02
166	3.6E-02
167	3.9E-02
168	4.2E-02
169	4.5E-02
170	4.6E-02
171	7.0E-03
172	7.7E-03
173	8.6E-03
174	9.6E-03
175	1.1E-02
176	1.2E-02
177	1.4E-02
178	1.6E-02
179	1.8E-02
180	2.1E-02
181	2.3E-02
182	2.6E-02
183	2.8E-02
184	3.0E-02
185	3.2E-02
186	3.3E-02

Chronic Non Cancer Risk	
REL	HI Offroad
5	7.79E-05
5	8.72E-05
5	9.91E-05
5	1.13E-04
5	1.30E-04
5	1.49E-04
5	1.75E-04
5	2.06E-04
5	2.38E-04
5	2.72E-04
5	3.13E-04
5	3.42E-04
5	3.61E-04
5	3.88E-04
5	3.98E-04
5	6.07E-05
5	6.67E-05
5	7.43E-05
5	8.37E-05
5	9.47E-05
5	1.08E-04
5	1.22E-04
5	1.39E-04
5	1.60E-04
5	1.79E-04
5	2.00E-04
5	2.26E-04
5	2.45E-04
5	2.57E-04
5	2.78E-04
5	2.88E-04

Ventura Ranch
P2 (off) - Site Preparation

Max Cancer Risk Cancer Risk	
Receptor #	Total Risk/ Million
187	6.1E-03
188	6.7E-03
189	7.4E-03
190	8.3E-03
191	9.3E-03
192	1.1E-02
193	1.2E-02
194	1.3E-02
195	1.5E-02
196	1.6E-02
197	1.8E-02
198	2.0E-02
199	2.1E-02
200	2.2E-02
201	2.4E-02
202	2.5E-02
203	5.4E-03
204	5.9E-03
205	6.5E-03
206	7.3E-03
207	8.1E-03
208	9.0E-03
209	9.8E-03
210	1.1E-02
211	1.2E-02
212	1.3E-02
213	1.4E-02
214	1.6E-02
215	1.7E-02
216	1.7E-02
217	1.8E-02

Chronic Non Cancer Risk	
REL	HI Offroad
5	5.30E-05
5	5.82E-05
5	6.45E-05
5	7.21E-05
5	8.10E-05
5	9.17E-05
5	1.01E-04
5	1.13E-04
5	1.28E-04
5	1.41E-04
5	1.55E-04
5	1.72E-04
5	1.84E-04
5	1.91E-04
5	2.07E-04
5	2.16E-04
5	4.70E-05
5	5.14E-05
5	5.67E-05
5	6.30E-05
5	7.02E-05
5	7.84E-05
5	8.51E-05
5	9.43E-05
5	1.05E-04
5	1.15E-04
5	1.24E-04
5	1.36E-04
5	1.44E-04
5	1.48E-04
5	1.59E-04

Ventura Ranch
P2 (off) - Site Preparation

Max Cancer Risk Cancer Risk		*Chronic Non Cancer Risk*	
Receptor #	Total Risk/ Million	REL	HI Offroad
218	1.9E-02	5	1.68E-04
219	4.8E-03	5	4.21E-05
220	5.3E-03	5	4.60E-05
221	5.8E-03	5	5.05E-05
222	6.4E-03	5	5.54E-05
223	7.0E-03	5	6.11E-05
224	7.8E-03	5	6.75E-05
225	8.4E-03	5	7.31E-05
226	9.2E-03	5	8.00E-05
227	1.0E-02	5	8.78E-05
228	1.1E-02	5	9.50E-05
229	1.2E-02	5	1.03E-04
230	1.3E-02	5	1.11E-04
231	1.3E-02	5	1.14E-04
232	1.3E-02	5	1.17E-04
233	1.5E-02	5	1.26E-04
234	1.5E-02	5	1.33E-04
235	4.4E-03	5	3.82E-05
236	4.8E-03	5	4.15E-05
237	5.2E-03	5	4.54E-05
238	5.7E-03	5	4.94E-05
239	6.2E-03	5	5.38E-05
240	6.8E-03	5	5.90E-05
241	7.3E-03	5	6.37E-05
242	7.9E-03	5	6.85E-05
243	8.6E-03	5	7.47E-05
244	9.3E-03	5	8.04E-05
245	1.0E-02	5	8.65E-05
246	1.1E-02	5	9.22E-05
247	1.0E-02	5	9.05E-05
248	1.1E-02	5	9.59E-05

Ventura Ranch
P2 (off) - Site Preparation

Max Cancer Risk Cancer Risk		*Chronic Non Cancer Risk*	
Receptor #	Total Risk/ Million	REL	HI Offroad
249	1.2E-02	5	1.02E-04
250	1.2E-02	5	1.08E-04
251	4.0E-03	5	3.48E-05
252	4.4E-03	5	3.78E-05
253	4.7E-03	5	4.11E-05
254	5.1E-03	5	4.46E-05
255	5.5E-03	5	4.78E-05
256	6.0E-03	5	5.21E-05
257	6.5E-03	5	5.61E-05
258	6.9E-03	5	5.96E-05
259	7.4E-03	5	6.43E-05
260	7.9E-03	5	6.88E-05
261	8.4E-03	5	7.33E-05
262	8.9E-03	5	7.77E-05
263	8.7E-03	5	7.53E-05
264	9.3E-03	5	8.06E-05
265	9.6E-03	5	8.37E-05
266	1.0E-02	5	8.73E-05
267	3.7E-03	5	3.20E-05
268	4.0E-03	5	3.46E-05
269	4.3E-03	5	3.75E-05
270	4.7E-03	5	4.06E-05
271	4.9E-03	5	4.28E-05
272	5.3E-03	5	4.63E-05
273	5.7E-03	5	4.97E-05
274	6.1E-03	5	5.30E-05
275	6.4E-03	5	5.59E-05
276	6.9E-03	5	5.97E-05
277	7.1E-03	5	6.19E-05
278	7.3E-03	5	6.34E-05
279	7.5E-03	5	6.54E-05

Ventura Ranch
P2 (off) - Site Preparation

Max Cancer Risk Cancer Risk	
Receptor #	Total Risk/ Million
280	8.0E-03
281	8.2E-03
282	8.6E-03
283	3.4E-03
284	3.7E-03
285	3.9E-03
286	4.3E-03
287	4.5E-03
288	4.8E-03
289	5.1E-03
290	5.5E-03
291	5.7E-03
292	6.0E-03
293	6.2E-03
294	6.4E-03
295	6.6E-03
296	6.9E-03
297	7.2E-03
298	7.4E-03
299	3.4E-03
300	3.6E-03
301	3.9E-03
302	4.1E-03
303	4.4E-03
304	4.7E-03
305	4.9E-03
306	5.1E-03
307	5.4E-03
308	5.6E-03

Chronic Non Cancer Risk	
REL	HI Offroad
5	6.93E-05
5	7.14E-05
5	7.49E-05
5	2.95E-05
5	3.18E-05
5	3.43E-05
5	3.69E-05
5	3.89E-05
5	4.20E-05
5	4.44E-05
5	4.76E-05
5	4.94E-05
5	5.24E-05
5	5.42E-05
5	5.57E-05
5	5.76E-05
5	6.02E-05
5	6.22E-05
5	6.46E-05
5	2.94E-05
5	3.15E-05
5	3.38E-05
5	3.60E-05
5	3.79E-05
5	4.04E-05
5	4.26E-05
5	4.45E-05
5	4.66E-05
5	4.82E-05

Ventura Ranch
P2 (off) - Site Preparation

Max Cancer Risk Cancer Risk	
Receptor #	**Total Risk/ Million**
309	5.6E-03
310	5.8E-03
311	6.1E-03
312	6.4E-03
313	6.5E-03
314	3.1E-03
315	3.4E-03
316	3.6E-03
317	3.8E-03
318	4.0E-03
319	4.2E-03
320	4.5E-03
321	4.6E-03
322	4.8E-03
323	5.0E-03
324	5.1E-03
325	5.2E-03
326	5.5E-03
327	5.7E-03
328	5.6E-03
329	2.9E-03
330	3.1E-03
331	3.3E-03
332	3.5E-03
333	3.6E-03
334	3.8E-03
335	4.1E-03
336	4.2E-03
337	4.4E-03
338	4.5E-03
339	4.6E-03

Chronic Non Cancer Risk	
REL	**HI Offroad**
5	4.91E-05
5	5.07E-05
5	5.32E-05
5	5.57E-05
5	5.60E-05
5	2.73E-05
5	2.91E-05
5	3.10E-05
5	3.29E-05
5	3.45E-05
5	3.66E-05
5	3.87E-05
5	3.98E-05
5	4.18E-05
5	4.33E-05
5	4.41E-05
5	4.51E-05
5	4.74E-05
5	4.94E-05
5	4.90E-05
5	2.53E-05
5	2.69E-05
5	2.86E-05
5	3.02E-05
5	3.16E-05
5	3.34E-05
5	3.53E-05
5	3.63E-05
5	3.79E-05
5	3.94E-05
5	4.02E-05

Ventura Ranch
P2 (off) - Site Preparation

Max Cancer Risk Cancer Risk		*Chronic Non Cancer Risk*	
Receptor #	**Total Risk/ Million**	**REL**	**HI Offroad**
340	4.7E-03	5	4.06E-05
341	4.9E-03	5	4.25E-05
342	5.1E-03	5	4.40E-05
343	5.0E-03	5	4.33E-05
344	4.9E-03	5	4.22E-05
345	2.7E-03	5	2.35E-05
346	2.9E-03	5	2.50E-05
347	3.0E-03	5	2.64E-05
348	3.2E-03	5	2.78E-05
349	3.3E-03	5	2.89E-05
350	3.5E-03	5	3.04E-05
351	3.7E-03	5	3.23E-05
352	3.9E-03	5	3.35E-05
353	4.0E-03	5	3.47E-05
354	4.1E-03	5	3.60E-05
355	4.2E-03	5	3.68E-05
356	4.2E-03	5	3.68E-05
357	4.4E-03	5	3.84E-05
358	4.6E-03	5	3.97E-05
359	4.5E-03	5	3.94E-05
360	4.3E-03	5	3.74E-05

Ventura Ranch
P2 (off) - Grading

							Cancer Risk from 2 to 16 years			
Receptor #	Conc	g/sec	Cair	Dose Constant	Dose	ED	Risk Constant	Risk	Constant 2	Risk/ Million
1	2.67098	7.56E-04	2.0E-03	6.05E-04	1.22E-06	0.08	4.71E-02	4.73E-09	1.0E+06	4.7E-03
2	2.45341	7.56E-04	1.9E-03	6.05E-04	1.12E-06	0.08	4.71E-02	4.35E-09	1.0E+06	4.3E-03
3	2.19485	7.56E-04	1.7E-03	6.05E-04	1.00E-06	0.08	4.71E-02	3.89E-09	1.0E+06	3.9E-03
4	1.9156	7.56E-04	1.4E-03	6.05E-04	8.76E-07	0.08	4.71E-02	3.40E-09	1.0E+06	3.4E-03
5	1.63414	7.56E-04	1.2E-03	6.05E-04	7.47E-07	0.08	4.71E-02	2.90E-09	1.0E+06	2.9E-03
6	1.36653	7.56E-04	1.0E-03	6.05E-04	6.25E-07	0.08	4.71E-02	2.42E-09	1.0E+06	2.4E-03
7	1.11921	7.56E-04	8.5E-04	6.05E-04	5.12E-07	0.08	4.71E-02	1.98E-09	1.0E+06	2.0E-03
8	0.90445	7.56E-04	6.8E-04	6.05E-04	4.14E-07	0.08	4.71E-02	1.60E-09	1.0E+06	1.6E-03
9	0.72633	7.56E-04	5.5E-04	6.05E-04	3.32E-07	0.08	4.71E-02	1.29E-09	1.0E+06	1.3E-03
10	0.58135	7.56E-04	4.4E-04	6.05E-04	2.66E-07	0.08	4.71E-02	1.03E-09	1.0E+06	1.0E-03
11	0.46544	7.56E-04	3.5E-04	6.05E-04	2.13E-07	0.08	4.71E-02	8.25E-10	1.0E+06	8.2E-04
12	0.37348	7.56E-04	2.8E-04	6.05E-04	1.71E-07	0.08	4.71E-02	6.62E-10	1.0E+06	6.6E-04
13	0.30316	7.56E-04	2.3E-04	6.05E-04	1.39E-07	0.08	4.71E-02	5.37E-10	1.0E+06	5.4E-04
14	0.21946	7.56E-04	1.7E-04	6.05E-04	1.00E-07	0.08	4.71E-02	3.89E-10	1.0E+06	3.9E-04
15	0.18218	7.56E-04	1.4E-04	6.05E-04	8.33E-08	0.08	4.71E-02	3.23E-10	1.0E+06	3.2E-04
16	0.1556	7.56E-04	1.2E-04	6.05E-04	7.12E-08	0.08	4.71E-02	2.76E-10	1.0E+06	2.8E-04
17	0.12787	7.56E-04	9.7E-05	6.05E-04	5.85E-08	0.08	4.71E-02	2.27E-10	1.0E+06	2.3E-04
18	0.11431	7.56E-04	8.6E-05	6.05E-04	5.23E-08	0.08	4.71E-02	2.03E-10	1.0E+06	2.0E-04
19	0.09741	7.56E-04	7.4E-05	6.05E-04	4.46E-08	0.08	4.71E-02	1.73E-10	1.0E+06	1.7E-04
20	0.08665	7.56E-04	6.6E-05	6.05E-04	3.96E-08	0.08	4.71E-02	1.54E-10	1.0E+06	1.5E-04
21	0.07532	7.56E-04	5.7E-05	6.05E-04	3.45E-08	0.08	4.71E-02	1.33E-10	1.0E+06	1.3E-04
22	1.18188	7.56E-04	8.9E-04	6.05E-04	5.41E-07	0.08	4.71E-02	2.09E-09	1.0E+06	2.1E-03
23	0.94379	7.56E-04	7.1E-04	6.05E-04	4.32E-07	0.08	4.71E-02	1.67E-09	1.0E+06	1.7E-03
24	0.74826	7.56E-04	5.7E-04	6.05E-04	3.42E-07	0.08	4.71E-02	1.33E-09	1.0E+06	1.3E-03
25	0.59227	7.56E-04	4.5E-04	6.05E-04	2.71E-07	0.08	4.71E-02	1.05E-09	1.0E+06	1.0E-03
26	0.47052	7.56E-04	3.6E-04	6.05E-04	2.15E-07	0.08	4.71E-02	8.34E-10	1.0E+06	8.3E-04
27	0.37498	7.56E-04	2.8E-04	6.05E-04	1.72E-07	0.08	4.71E-02	6.65E-10	1.0E+06	6.6E-04
28	0.30297	7.56E-04	2.3E-04	6.05E-04	1.39E-07	0.08	4.71E-02	5.37E-10	1.0E+06	5.4E-04
29	0.22015	7.56E-04	1.7E-04	6.05E-04	1.01E-07	0.08	4.71E-02	3.90E-10	1.0E+06	3.9E-04
30	0.18674	7.56E-04	1.4E-04	6.05E-04	8.54E-08	0.08	4.71E-02	3.31E-10	1.0E+06	3.3E-04
31	0.15059	7.56E-04	1.1E-04	6.05E-04	6.89E-08	0.08	4.71E-02	2.67E-10	1.0E+06	2.7E-04

Ventura Ranch
P2 (off) - Grading

							Cancer Risk from 2 to 16 years			
Receptor #	Conc	g/sec	Cair	Dose Constant	Dose	ED	Risk Constant	Risk	Constant 2	Risk/ Million
32	0.11128	7.56E-04	8.4E-05	6.05E-04	5.09E-08	0.08	4.71E-02	1.97E-10	1.0E+06	2.0E-04
33	0.10293	7.56E-04	7.8E-05	6.05E-04	4.71E-08	0.08	4.71E-02	1.82E-10	1.0E+06	1.8E-04
34	0.10033	7.56E-04	7.6E-05	6.05E-04	4.59E-08	0.08	4.71E-02	1.78E-10	1.0E+06	1.8E-04
35	0.25228	7.56E-04	1.9E-04	6.05E-04	1.15E-07	0.08	4.71E-02	4.47E-10	1.0E+06	4.5E-04
36	0.18922	7.56E-04	1.4E-04	6.05E-04	8.66E-08	0.08	4.71E-02	3.35E-10	1.0E+06	3.4E-04
37	3.20186	7.56E-04	2.4E-03	6.05E-04	1.46E-06	0.08	4.71E-02	5.67E-09	1.0E+06	5.7E-03
38	3.64555	7.56E-04	2.8E-03	6.05E-04	1.67E-06	0.08	4.71E-02	6.46E-09	1.0E+06	6.5E-03
39	3.98361	7.56E-04	3.0E-03	6.05E-04	1.82E-06	0.08	4.71E-02	7.06E-09	1.0E+06	7.1E-03
40	4.18322	7.56E-04	3.2E-03	6.05E-04	1.91E-06	0.08	4.71E-02	7.41E-09	1.0E+06	7.4E-03
41	3.39741	7.56E-04	2.6E-03	6.05E-04	1.55E-06	0.08	4.71E-02	6.02E-09	1.0E+06	6.0E-03
42	3.9502	7.56E-04	3.0E-03	6.05E-04	1.81E-06	0.08	4.71E-02	7.00E-09	1.0E+06	7.0E-03
43	4.40314	7.56E-04	3.3E-03	6.05E-04	2.01E-06	0.08	4.71E-02	7.80E-09	1.0E+06	7.8E-03
44	4.7168	7.56E-04	3.6E-03	6.05E-04	2.16E-06	0.08	4.71E-02	8.36E-09	1.0E+06	8.4E-03
45	4.8382	7.56E-04	3.7E-03	6.05E-04	2.21E-06	0.08	4.71E-02	8.58E-09	1.0E+06	8.6E-03
46	1.10847	7.56E-04	8.4E-04	6.05E-04	5.07E-07	0.08	4.71E-02	1.96E-09	1.0E+06	2.0E-03
47	0.83146	7.56E-04	6.3E-04	6.05E-04	3.80E-07	0.08	4.71E-02	1.47E-09	1.0E+06	1.5E-03
48	4.26202	7.56E-04	3.2E-03	6.05E-04	1.95E-06	0.08	4.71E-02	7.55E-09	1.0E+06	7.6E-03
49	4.8893	7.56E-04	3.7E-03	6.05E-04	2.24E-06	0.08	4.71E-02	8.67E-09	1.0E+06	8.7E-03
50	5.34441	7.56E-04	4.0E-03	6.05E-04	2.44E-06	0.08	4.71E-02	9.47E-09	1.0E+06	9.5E-03
51	5.52064	7.56E-04	4.2E-03	6.05E-04	2.53E-06	0.08	4.71E-02	9.78E-09	1.0E+06	9.8E-03
52	1.15052	7.56E-04	8.7E-04	6.05E-04	5.26E-07	0.08	4.71E-02	2.04E-09	1.0E+06	2.0E-03
53	0.8505	7.56E-04	6.4E-04	6.05E-04	3.89E-07	0.08	4.71E-02	1.51E-09	1.0E+06	1.5E-03
54	0.63724	7.56E-04	4.8E-04	6.05E-04	2.91E-07	0.08	4.71E-02	1.13E-09	1.0E+06	1.1E-03
55	5.34838	7.56E-04	4.0E-03	6.05E-04	2.45E-06	0.08	4.71E-02	9.48E-09	1.0E+06	9.5E-03
56	6.00741	7.56E-04	4.5E-03	6.05E-04	2.75E-06	0.08	4.71E-02	1.06E-08	1.0E+06	1.1E-02
57	6.31971	7.56E-04	4.8E-03	6.05E-04	2.89E-06	0.08	4.71E-02	1.12E-08	1.0E+06	1.1E-02
58	6.1613	7.56E-04	4.7E-03	6.05E-04	2.82E-06	0.08	4.71E-02	1.09E-08	1.0E+06	1.1E-02
59	1.19332	7.56E-04	9.0E-04	6.05E-04	5.46E-07	0.08	4.71E-02	2.12E-09	1.0E+06	2.1E-03
60	0.86863	7.56E-04	6.6E-04	6.05E-04	3.97E-07	0.08	4.71E-02	1.54E-09	1.0E+06	1.5E-03
61	0.64551	7.56E-04	4.9E-04	6.05E-04	2.95E-07	0.08	4.71E-02	1.14E-09	1.0E+06	1.1E-03
62	1.23707	7.56E-04	9.4E-04	6.05E-04	5.66E-07	0.08	4.71E-02	2.19E-09	1.0E+06	2.2E-03

Ventura Ranch
P2 (off) - Grading

							Cancer Risk from 2 to 16 years			
Receptor #	Conc	g/sec	Cair	Dose Constant	Dose	ED	Risk Constant	Risk	Constant 2	Risk/ Million
63	0.88737	7.56E-04	6.7E-04	6.05E-04	4.06E-07	0.08	4.71E-02	1.57E-09	1.0E+06	1.6E-03
64	0.65477	7.56E-04	4.9E-04	6.05E-04	3.00E-07	0.08	4.71E-02	1.16E-09	1.0E+06	1.2E-03
65	0.90792	7.56E-04	6.9E-04	6.05E-04	4.15E-07	0.08	4.71E-02	1.61E-09	1.0E+06	1.6E-03
66	5.53785	7.56E-04	4.2E-03	6.05E-04	2.53E-06	0.08	4.71E-02	9.82E-09	1.0E+06	9.8E-03
67	7.41069	7.56E-04	5.6E-03	6.05E-04	3.39E-06	0.08	4.71E-02	1.31E-08	1.0E+06	1.3E-02
68	0.2113	7.56E-04	1.6E-04	6.05E-04	9.67E-08	0.08	4.71E-02	3.75E-10	1.0E+06	3.7E-04
69	0.18144	7.56E-04	1.4E-04	6.05E-04	8.30E-08	0.08	4.71E-02	3.22E-10	1.0E+06	3.2E-04
70	0.15842	7.56E-04	1.2E-04	6.05E-04	7.25E-08	0.08	4.71E-02	2.81E-10	1.0E+06	2.8E-04
71	0.14215	7.56E-04	1.1E-04	6.05E-04	6.50E-08	0.08	4.71E-02	2.52E-10	1.0E+06	2.5E-04
72	5.80901	7.56E-04	4.4E-03	6.05E-04	2.66E-06	0.08	4.71E-02	1.03E-08	1.0E+06	1.0E-02
73	8.18395	7.56E-04	6.2E-03	6.05E-04	3.74E-06	0.08	4.71E-02	1.45E-08	1.0E+06	1.5E-02
74	0.2666	7.56E-04	2.0E-04	6.05E-04	1.22E-07	0.08	4.71E-02	4.73E-10	1.0E+06	4.7E-04
75	0.22965	7.56E-04	1.7E-04	6.05E-04	1.05E-07	0.08	4.71E-02	4.07E-10	1.0E+06	4.1E-04
76	0.19904	7.56E-04	1.5E-04	6.05E-04	9.10E-08	0.08	4.71E-02	3.53E-10	1.0E+06	3.5E-04
77	0.17456	7.56E-04	1.3E-04	6.05E-04	7.98E-08	0.08	4.71E-02	3.09E-10	1.0E+06	3.1E-04
78	0.15994	7.56E-04	1.2E-04	6.05E-04	7.32E-08	0.08	4.71E-02	2.83E-10	1.0E+06	2.8E-04
79	5.96334	7.56E-04	4.5E-03	6.05E-04	2.73E-06	0.08	4.71E-02	1.06E-08	1.0E+06	1.1E-02
80	8.91852	7.56E-04	6.7E-03	6.05E-04	4.08E-06	0.08	4.71E-02	1.58E-08	1.0E+06	1.6E-02
81	0.29066	7.56E-04	2.2E-04	6.05E-04	1.33E-07	0.08	4.71E-02	5.15E-10	1.0E+06	5.2E-04
82	0.2531	7.56E-04	1.9E-04	6.05E-04	1.16E-07	0.08	4.71E-02	4.49E-10	1.0E+06	4.5E-04
83	0.22851	7.56E-04	1.7E-04	6.05E-04	1.05E-07	0.08	4.71E-02	4.05E-10	1.0E+06	4.1E-04
84	0.21076	7.56E-04	1.6E-04	6.05E-04	9.64E-08	0.08	4.71E-02	3.74E-10	1.0E+06	3.7E-04
85	0.18748	7.56E-04	1.4E-04	6.05E-04	8.58E-08	0.08	4.71E-02	3.32E-10	1.0E+06	3.3E-04
86	6.04208	7.56E-04	4.6E-03	6.05E-04	2.76E-06	0.08	4.71E-02	1.07E-08	1.0E+06	1.1E-02
87	11.4022	7.56E-04	8.6E-03	6.05E-04	5.22E-06	0.08	4.71E-02	2.02E-08	1.0E+06	2.0E-02
88	0.2944	7.56E-04	2.2E-04	6.05E-04	1.35E-07	0.08	4.71E-02	5.22E-10	1.0E+06	5.2E-04
89	1.39036	7.56E-04	1.1E-03	6.05E-04	6.36E-07	0.08	4.71E-02	2.46E-09	1.0E+06	2.5E-03
90	0.92168	7.56E-04	7.0E-04	6.05E-04	4.22E-07	0.08	4.71E-02	1.63E-09	1.0E+06	1.6E-03
91	1.07779	7.56E-04	8.1E-04	6.05E-04	4.93E-07	0.08	4.71E-02	1.91E-09	1.0E+06	1.9E-03
92	1.2919	7.56E-04	9.8E-04	6.05E-04	5.91E-07	0.08	4.71E-02	2.29E-09	1.0E+06	2.3E-03
93	0.74292	7.56E-04	5.6E-04	6.05E-04	3.40E-07	0.08	4.71E-02	1.32E-09	1.0E+06	1.3E-03

Ventura Ranch
P2 (off) - Grading

							Cancer Risk from 2 to 16 years			
Receptor #	Conc	g/sec	Cair	Dose Constant	Dose	ED	Risk Constant	Risk	Constant 2	Risk/ Million
94	0.85526	7.56E-04	6.5E-04	6.05E-04	3.91E-07	0.08	4.71E-02	1.52E-09	1.0E+06	1.5E-03
95	1.00801	7.56E-04	7.6E-04	6.05E-04	4.61E-07	0.08	4.71E-02	1.79E-09	1.0E+06	1.8E-03
96	1.25478	7.56E-04	9.5E-04	6.05E-04	5.74E-07	0.08	4.71E-02	2.22E-09	1.0E+06	2.2E-03
97	1.62773	7.56E-04	1.2E-03	6.05E-04	7.45E-07	0.08	4.71E-02	2.88E-09	1.0E+06	2.9E-03
98	2.13601	7.56E-04	1.6E-03	6.05E-04	9.77E-07	0.08	4.71E-02	3.79E-09	1.0E+06	3.8E-03
99	0.60086	7.56E-04	4.5E-04	6.05E-04	2.75E-07	0.08	4.71E-02	1.06E-09	1.0E+06	1.1E-03
100	0.68244	7.56E-04	5.2E-04	6.05E-04	3.12E-07	0.08	4.71E-02	1.21E-09	1.0E+06	1.2E-03
101	0.79286	7.56E-04	6.0E-04	6.05E-04	3.63E-07	0.08	4.71E-02	1.41E-09	1.0E+06	1.4E-03
102	0.96107	7.56E-04	7.3E-04	6.05E-04	4.40E-07	0.08	4.71E-02	1.70E-09	1.0E+06	1.7E-03
103	1.20351	7.56E-04	9.1E-04	6.05E-04	5.51E-07	0.08	4.71E-02	2.13E-09	1.0E+06	2.1E-03
104	1.55809	7.56E-04	1.2E-03	6.05E-04	7.13E-07	0.08	4.71E-02	2.76E-09	1.0E+06	2.8E-03
105	2.09301	7.56E-04	1.6E-03	6.05E-04	9.57E-07	0.08	4.71E-02	3.71E-09	1.0E+06	3.7E-03
106	2.97557	7.56E-04	2.2E-03	6.05E-04	1.36E-06	0.08	4.71E-02	5.27E-09	1.0E+06	5.3E-03
107	4.63182	7.56E-04	3.5E-03	6.05E-04	2.12E-06	0.08	4.71E-02	8.21E-09	1.0E+06	8.2E-03
108	10.79804	7.56E-04	8.2E-03	6.05E-04	4.94E-06	0.08	4.71E-02	1.91E-08	1.0E+06	1.9E-02
109	0.48682	7.56E-04	3.7E-04	6.05E-04	2.23E-07	0.08	4.71E-02	8.63E-10	1.0E+06	8.6E-04
110	0.5467	7.56E-04	4.1E-04	6.05E-04	2.50E-07	0.08	4.71E-02	9.69E-10	1.0E+06	9.7E-04
111	0.62996	7.56E-04	4.8E-04	6.05E-04	2.88E-07	0.08	4.71E-02	1.12E-09	1.0E+06	1.1E-03
112	0.75252	7.56E-04	5.7E-04	6.05E-04	3.44E-07	0.08	4.71E-02	1.33E-09	1.0E+06	1.3E-03
113	0.90428	7.56E-04	6.8E-04	6.05E-04	4.14E-07	0.08	4.71E-02	1.60E-09	1.0E+06	1.6E-03
114	1.10605	7.56E-04	8.4E-04	6.05E-04	5.06E-07	0.08	4.71E-02	1.96E-09	1.0E+06	2.0E-03
115	1.38599	7.56E-04	1.0E-03	6.05E-04	6.34E-07	0.08	4.71E-02	2.46E-09	1.0E+06	2.5E-03
116	1.77871	7.56E-04	1.3E-03	6.05E-04	8.14E-07	0.08	4.71E-02	3.15E-09	1.0E+06	3.2E-03
117	2.47871	7.56E-04	1.9E-03	6.05E-04	1.13E-06	0.08	4.71E-02	4.39E-09	1.0E+06	4.4E-03
118	3.8224	7.56E-04	2.9E-03	6.05E-04	1.75E-06	0.08	4.71E-02	6.77E-09	1.0E+06	6.8E-03
119	5.40749	7.56E-04	4.1E-03	6.05E-04	2.47E-06	0.08	4.71E-02	9.58E-09	1.0E+06	9.6E-03
120	5.7689	7.56E-04	4.4E-03	6.05E-04	2.64E-06	0.08	4.71E-02	1.02E-08	1.0E+06	1.0E-02
121	5.38075	7.56E-04	4.1E-03	6.05E-04	2.46E-06	0.08	4.71E-02	9.54E-09	1.0E+06	9.5E-03
122	4.80828	7.56E-04	3.6E-03	6.05E-04	2.20E-06	0.08	4.71E-02	8.52E-09	1.0E+06	8.5E-03
123	0.39835	7.56E-04	3.0E-04	6.05E-04	1.82E-07	0.08	4.71E-02	7.06E-10	1.0E+06	7.1E-04
124	0.44399	7.56E-04	3.4E-04	6.05E-04	2.03E-07	0.08	4.71E-02	7.87E-10	1.0E+06	7.9E-04

Ventura Ranch
P2 (off) - Grading

							Cancer Risk from 2 to 16 years			
Receptor #	Conc	g/sec	Cair	Dose Constant	Dose	ED	Risk Constant	Risk	Constant 2	Risk/ Million
125	0.5063	7.56E-04	3.8E-04	6.05E-04	2.32E-07	0.08	4.71E-02	8.97E-10	1.0E+06	9.0E-04
126	0.59241	7.56E-04	4.5E-04	6.05E-04	2.71E-07	0.08	4.71E-02	1.05E-09	1.0E+06	1.0E-03
127	0.69278	7.56E-04	5.2E-04	6.05E-04	3.17E-07	0.08	4.71E-02	1.23E-09	1.0E+06	1.2E-03
128	0.82179	7.56E-04	6.2E-04	6.05E-04	3.76E-07	0.08	4.71E-02	1.46E-09	1.0E+06	1.5E-03
129	0.99465	7.56E-04	7.5E-04	6.05E-04	4.55E-07	0.08	4.71E-02	1.76E-09	1.0E+06	1.8E-03
130	1.21672	7.56E-04	9.2E-04	6.05E-04	5.57E-07	0.08	4.71E-02	2.16E-09	1.0E+06	2.2E-03
131	1.562	7.56E-04	1.2E-03	6.05E-04	7.14E-07	0.08	4.71E-02	2.77E-09	1.0E+06	2.8E-03
132	2.0355	7.56E-04	1.5E-03	6.05E-04	9.31E-07	0.08	4.71E-02	3.61E-09	1.0E+06	3.6E-03
133	2.61423	7.56E-04	2.0E-03	6.05E-04	1.20E-06	0.08	4.71E-02	4.63E-09	1.0E+06	4.6E-03
134	3.10875	7.56E-04	2.4E-03	6.05E-04	1.42E-06	0.08	4.71E-02	5.51E-09	1.0E+06	5.5E-03
135	3.32013	7.56E-04	2.5E-03	6.05E-04	1.52E-06	0.08	4.71E-02	5.88E-09	1.0E+06	5.9E-03
136	3.28526	7.56E-04	2.5E-03	6.05E-04	1.50E-06	0.08	4.71E-02	5.82E-09	1.0E+06	5.8E-03
137	3.17209	7.56E-04	2.4E-03	6.05E-04	1.45E-06	0.08	4.71E-02	5.62E-09	1.0E+06	5.6E-03
138	2.97963	7.56E-04	2.3E-03	6.05E-04	1.36E-06	0.08	4.71E-02	5.28E-09	1.0E+06	5.3E-03
139	0.33119	7.56E-04	2.5E-04	6.05E-04	1.51E-07	0.08	4.71E-02	5.87E-10	1.0E+06	5.9E-04
140	0.36704	7.56E-04	2.8E-04	6.05E-04	1.68E-07	0.08	4.71E-02	6.51E-10	1.0E+06	6.5E-04
141	0.41424	7.56E-04	3.1E-04	6.05E-04	1.89E-07	0.08	4.71E-02	7.34E-10	1.0E+06	7.3E-04
142	0.47655	7.56E-04	3.6E-04	6.05E-04	2.18E-07	0.08	4.71E-02	8.45E-10	1.0E+06	8.4E-04
143	0.54806	7.56E-04	4.1E-04	6.05E-04	2.51E-07	0.08	4.71E-02	9.71E-10	1.0E+06	9.7E-04
144	0.63954	7.56E-04	4.8E-04	6.05E-04	2.93E-07	0.08	4.71E-02	1.13E-09	1.0E+06	1.1E-03
145	0.74967	7.56E-04	5.7E-04	6.05E-04	3.43E-07	0.08	4.71E-02	1.33E-09	1.0E+06	1.3E-03
146	0.89666	7.56E-04	6.8E-04	6.05E-04	4.10E-07	0.08	4.71E-02	1.59E-09	1.0E+06	1.6E-03
147	1.09448	7.56E-04	8.3E-04	6.05E-04	5.01E-07	0.08	4.71E-02	1.94E-09	1.0E+06	1.9E-03
148	1.30998	7.56E-04	9.9E-04	6.05E-04	5.99E-07	0.08	4.71E-02	2.32E-09	1.0E+06	2.3E-03
149	1.58007	7.56E-04	1.2E-03	6.05E-04	7.23E-07	0.08	4.71E-02	2.80E-09	1.0E+06	2.8E-03
150	1.86655	7.56E-04	1.4E-03	6.05E-04	8.54E-07	0.08	4.71E-02	3.31E-09	1.0E+06	3.3E-03
151	2.02732	7.56E-04	1.5E-03	6.05E-04	9.27E-07	0.08	4.71E-02	3.59E-09	1.0E+06	3.6E-03
152	2.12991	7.56E-04	1.6E-03	6.05E-04	9.74E-07	0.08	4.71E-02	3.78E-09	1.0E+06	3.8E-03
153	2.22202	7.56E-04	1.7E-03	6.05E-04	1.02E-06	0.08	4.71E-02	3.94E-09	1.0E+06	3.9E-03
154	2.19845	7.56E-04	1.7E-03	6.05E-04	1.01E-06	0.08	4.71E-02	3.90E-09	1.0E+06	3.9E-03
155	0.27998	7.56E-04	2.1E-04	6.05E-04	1.28E-07	0.08	4.71E-02	4.96E-10	1.0E+06	5.0E-04

Ventura Ranch
P2 (off) - Grading

							Cancer Risk from 2 to 16 years			
Receptor #	Conc	g/sec	Cair	Dose Constant	Dose	ED	Risk Constant	Risk	Constant 2	Risk/ Million
156	0.309	7.56E-04	2.3E-04	6.05E-04	1.41E-07	0.08	4.71E-02	5.48E-10	1.0E+06	5.5E-04
157	0.346	7.56E-04	2.6E-04	6.05E-04	1.58E-07	0.08	4.71E-02	6.13E-10	1.0E+06	6.1E-04
158	0.3932	7.56E-04	3.0E-04	6.05E-04	1.80E-07	0.08	4.71E-02	6.97E-10	1.0E+06	7.0E-04
159	0.44781	7.56E-04	3.4E-04	6.05E-04	2.05E-07	0.08	4.71E-02	7.94E-10	1.0E+06	7.9E-04
160	0.51676	7.56E-04	3.9E-04	6.05E-04	2.36E-07	0.08	4.71E-02	9.16E-10	1.0E+06	9.2E-04
161	0.592	7.56E-04	4.5E-04	6.05E-04	2.71E-07	0.08	4.71E-02	1.05E-09	1.0E+06	1.0E-03
162	0.6932	7.56E-04	5.2E-04	6.05E-04	3.17E-07	0.08	4.71E-02	1.23E-09	1.0E+06	1.2E-03
163	0.81822	7.56E-04	6.2E-04	6.05E-04	3.74E-07	0.08	4.71E-02	1.45E-09	1.0E+06	1.5E-03
164	0.94363	7.56E-04	7.1E-04	6.05E-04	4.32E-07	0.08	4.71E-02	1.67E-09	1.0E+06	1.7E-03
165	1.07991	7.56E-04	8.2E-04	6.05E-04	4.94E-07	0.08	4.71E-02	1.91E-09	1.0E+06	1.9E-03
166	1.2421	7.56E-04	9.4E-04	6.05E-04	5.68E-07	0.08	4.71E-02	2.20E-09	1.0E+06	2.2E-03
167	1.35805	7.56E-04	1.0E-03	6.05E-04	6.21E-07	0.08	4.71E-02	2.41E-09	1.0E+06	2.4E-03
168	1.43429	7.56E-04	1.1E-03	6.05E-04	6.56E-07	0.08	4.71E-02	2.54E-09	1.0E+06	2.5E-03
169	1.54069	7.56E-04	1.2E-03	6.05E-04	7.05E-07	0.08	4.71E-02	2.73E-09	1.0E+06	2.7E-03
170	1.57773	7.56E-04	1.2E-03	6.05E-04	7.22E-07	0.08	4.71E-02	2.80E-09	1.0E+06	2.8E-03
171	0.24078	7.56E-04	1.8E-04	6.05E-04	1.10E-07	0.08	4.71E-02	4.27E-10	1.0E+06	4.3E-04
172	0.26485	7.56E-04	2.0E-04	6.05E-04	1.21E-07	0.08	4.71E-02	4.69E-10	1.0E+06	4.7E-04
173	0.2948	7.56E-04	2.2E-04	6.05E-04	1.35E-07	0.08	4.71E-02	5.23E-10	1.0E+06	5.2E-04
174	0.33212	7.56E-04	2.5E-04	6.05E-04	1.52E-07	0.08	4.71E-02	5.89E-10	1.0E+06	5.9E-04
175	0.37563	7.56E-04	2.8E-04	6.05E-04	1.72E-07	0.08	4.71E-02	6.66E-10	1.0E+06	6.7E-04
176	0.42929	7.56E-04	3.2E-04	6.05E-04	1.96E-07	0.08	4.71E-02	7.61E-10	1.0E+06	7.6E-04
177	0.48228	7.56E-04	3.6E-04	6.05E-04	2.21E-07	0.08	4.71E-02	8.55E-10	1.0E+06	8.5E-04
178	0.55256	7.56E-04	4.2E-04	6.05E-04	2.53E-07	0.08	4.71E-02	9.79E-10	1.0E+06	9.8E-04
179	0.63601	7.56E-04	4.8E-04	6.05E-04	2.91E-07	0.08	4.71E-02	1.13E-09	1.0E+06	1.1E-03
180	0.71125	7.56E-04	5.4E-04	6.05E-04	3.25E-07	0.08	4.71E-02	1.26E-09	1.0E+06	1.3E-03
181	0.79534	7.56E-04	6.0E-04	6.05E-04	3.64E-07	0.08	4.71E-02	1.41E-09	1.0E+06	1.4E-03
182	0.89614	7.56E-04	6.8E-04	6.05E-04	4.10E-07	0.08	4.71E-02	1.59E-09	1.0E+06	1.6E-03
183	0.97048	7.56E-04	7.3E-04	6.05E-04	4.44E-07	0.08	4.71E-02	1.72E-09	1.0E+06	1.7E-03
184	1.01982	7.56E-04	7.7E-04	6.05E-04	4.66E-07	0.08	4.71E-02	1.81E-09	1.0E+06	1.8E-03
185	1.10178	7.56E-04	8.3E-04	6.05E-04	5.04E-07	0.08	4.71E-02	1.95E-09	1.0E+06	2.0E-03
186	1.14432	7.56E-04	8.7E-04	6.05E-04	5.23E-07	0.08	4.71E-02	2.03E-09	1.0E+06	2.0E-03

Ventura Ranch
P2 (off) - Grading

							Cancer Risk from 2 to 16 years			
Receptor #	Conc	g/sec	Cair	Dose Constant	Dose	ED	Risk Constant	Risk	Constant 2	Risk/ Million
187	0.21036	7.56E-04	1.6E-04	6.05E-04	9.62E-08	0.08	4.71E-02	3.73E-10	1.0E+06	3.7E-04
188	0.23085	7.56E-04	1.7E-04	6.05E-04	1.06E-07	0.08	4.71E-02	4.09E-10	1.0E+06	4.1E-04
189	0.25578	7.56E-04	1.9E-04	6.05E-04	1.17E-07	0.08	4.71E-02	4.53E-10	1.0E+06	4.5E-04
190	0.28603	7.56E-04	2.2E-04	6.05E-04	1.31E-07	0.08	4.71E-02	5.07E-10	1.0E+06	5.1E-04
191	0.32136	7.56E-04	2.4E-04	6.05E-04	1.47E-07	0.08	4.71E-02	5.70E-10	1.0E+06	5.7E-04
192	0.3637	7.56E-04	2.7E-04	6.05E-04	1.66E-07	0.08	4.71E-02	6.45E-10	1.0E+06	6.4E-04
193	0.40006	7.56E-04	3.0E-04	6.05E-04	1.83E-07	0.08	4.71E-02	7.09E-10	1.0E+06	7.1E-04
194	0.45033	7.56E-04	3.4E-04	6.05E-04	2.06E-07	0.08	4.71E-02	7.98E-10	1.0E+06	8.0E-04
195	0.50958	7.56E-04	3.9E-04	6.05E-04	2.33E-07	0.08	4.71E-02	9.03E-10	1.0E+06	9.0E-04
196	0.56042	7.56E-04	4.2E-04	6.05E-04	2.56E-07	0.08	4.71E-02	9.93E-10	1.0E+06	9.9E-04
197	0.61474	7.56E-04	4.6E-04	6.05E-04	2.81E-07	0.08	4.71E-02	1.09E-09	1.0E+06	1.1E-03
198	0.6815	7.56E-04	5.2E-04	6.05E-04	3.12E-07	0.08	4.71E-02	1.21E-09	1.0E+06	1.2E-03
199	0.73149	7.56E-04	5.5E-04	6.05E-04	3.35E-07	0.08	4.71E-02	1.30E-09	1.0E+06	1.3E-03
200	0.75811	7.56E-04	5.7E-04	6.05E-04	3.47E-07	0.08	4.71E-02	1.34E-09	1.0E+06	1.3E-03
201	0.82051	7.56E-04	6.2E-04	6.05E-04	3.75E-07	0.08	4.71E-02	1.45E-09	1.0E+06	1.5E-03
202	0.85732	7.56E-04	6.5E-04	6.05E-04	3.92E-07	0.08	4.71E-02	1.52E-09	1.0E+06	1.5E-03
203	0.1864	7.56E-04	1.4E-04	6.05E-04	8.53E-08	0.08	4.71E-02	3.30E-10	1.0E+06	3.3E-04
204	0.20408	7.56E-04	1.5E-04	6.05E-04	9.34E-08	0.08	4.71E-02	3.62E-10	1.0E+06	3.6E-04
205	0.2251	7.56E-04	1.7E-04	6.05E-04	1.03E-07	0.08	4.71E-02	3.99E-10	1.0E+06	4.0E-04
206	0.25005	7.56E-04	1.9E-04	6.05E-04	1.14E-07	0.08	4.71E-02	4.43E-10	1.0E+06	4.4E-04
207	0.27869	7.56E-04	2.1E-04	6.05E-04	1.27E-07	0.08	4.71E-02	4.94E-10	1.0E+06	4.9E-04
208	0.3113	7.56E-04	2.4E-04	6.05E-04	1.42E-07	0.08	4.71E-02	5.52E-10	1.0E+06	5.5E-04
209	0.33769	7.56E-04	2.6E-04	6.05E-04	1.54E-07	0.08	4.71E-02	5.99E-10	1.0E+06	6.0E-04
210	0.37403	7.56E-04	2.8E-04	6.05E-04	1.71E-07	0.08	4.71E-02	6.63E-10	1.0E+06	6.6E-04
211	0.41692	7.56E-04	3.2E-04	6.05E-04	1.91E-07	0.08	4.71E-02	7.39E-10	1.0E+06	7.4E-04
212	0.45489	7.56E-04	3.4E-04	6.05E-04	2.08E-07	0.08	4.71E-02	8.06E-10	1.0E+06	8.1E-04
213	0.49382	7.56E-04	3.7E-04	6.05E-04	2.26E-07	0.08	4.71E-02	8.75E-10	1.0E+06	8.8E-04
214	0.54025	7.56E-04	4.1E-04	6.05E-04	2.47E-07	0.08	4.71E-02	9.58E-10	1.0E+06	9.6E-04
215	0.57284	7.56E-04	4.3E-04	6.05E-04	2.62E-07	0.08	4.71E-02	1.02E-09	1.0E+06	1.0E-03
216	0.58551	7.56E-04	4.4E-04	6.05E-04	2.68E-07	0.08	4.71E-02	1.04E-09	1.0E+06	1.0E-03
217	0.63237	7.56E-04	4.8E-04	6.05E-04	2.89E-07	0.08	4.71E-02	1.12E-09	1.0E+06	1.1E-03

Ventura Ranch
P2 (off) - Grading

							Cancer Risk from 2 to 16 years			
Receptor #	Conc	g/sec	Cair	Dose Constant	Dose	ED	Risk Constant	Risk	Constant 2	Risk/ Million
218	0.66574	7.56E-04	5.0E-04	6.05E-04	3.05E-07	0.08	4.71E-02	1.18E-09	1.0E+06	1.2E-03
219	0.16719	7.56E-04	1.3E-04	6.05E-04	7.65E-08	0.08	4.71E-02	2.96E-10	1.0E+06	3.0E-04
220	0.18255	7.56E-04	1.4E-04	6.05E-04	8.35E-08	0.08	4.71E-02	3.24E-10	1.0E+06	3.2E-04
221	0.20046	7.56E-04	1.5E-04	6.05E-04	9.17E-08	0.08	4.71E-02	3.55E-10	1.0E+06	3.6E-04
222	0.21987	7.56E-04	1.7E-04	6.05E-04	1.01E-07	0.08	4.71E-02	3.90E-10	1.0E+06	3.9E-04
223	0.24257	7.56E-04	1.8E-04	6.05E-04	1.11E-07	0.08	4.71E-02	4.30E-10	1.0E+06	4.3E-04
224	0.26798	7.56E-04	2.0E-04	6.05E-04	1.23E-07	0.08	4.71E-02	4.75E-10	1.0E+06	4.7E-04
225	0.28994	7.56E-04	2.2E-04	6.05E-04	1.33E-07	0.08	4.71E-02	5.14E-10	1.0E+06	5.1E-04
226	0.31737	7.56E-04	2.4E-04	6.05E-04	1.45E-07	0.08	4.71E-02	5.63E-10	1.0E+06	5.6E-04
227	0.34823	7.56E-04	2.6E-04	6.05E-04	1.59E-07	0.08	4.71E-02	6.17E-10	1.0E+06	6.2E-04
228	0.37703	7.56E-04	2.9E-04	6.05E-04	1.72E-07	0.08	4.71E-02	6.68E-10	1.0E+06	6.7E-04
229	0.40814	7.56E-04	3.1E-04	6.05E-04	1.87E-07	0.08	4.71E-02	7.23E-10	1.0E+06	7.2E-04
230	0.44014	7.56E-04	3.3E-04	6.05E-04	2.01E-07	0.08	4.71E-02	7.80E-10	1.0E+06	7.8E-04
231	0.45136	7.56E-04	3.4E-04	6.05E-04	2.06E-07	0.08	4.71E-02	8.00E-10	1.0E+06	8.0E-04
232	0.4653	7.56E-04	3.5E-04	6.05E-04	2.13E-07	0.08	4.71E-02	8.25E-10	1.0E+06	8.2E-04
233	0.50198	7.56E-04	3.8E-04	6.05E-04	2.30E-07	0.08	4.71E-02	8.90E-10	1.0E+06	8.9E-04
234	0.52792	7.56E-04	4.0E-04	6.05E-04	2.41E-07	0.08	4.71E-02	9.36E-10	1.0E+06	9.4E-04
235	0.15147	7.56E-04	1.1E-04	6.05E-04	6.93E-08	0.08	4.71E-02	2.68E-10	1.0E+06	2.7E-04
236	0.16485	7.56E-04	1.2E-04	6.05E-04	7.54E-08	0.08	4.71E-02	2.92E-10	1.0E+06	2.9E-04
237	0.18018	7.56E-04	1.4E-04	6.05E-04	8.24E-08	0.08	4.71E-02	3.19E-10	1.0E+06	3.2E-04
238	0.19586	7.56E-04	1.5E-04	6.05E-04	8.96E-08	0.08	4.71E-02	3.47E-10	1.0E+06	3.5E-04
239	0.21342	7.56E-04	1.6E-04	6.05E-04	9.76E-08	0.08	4.71E-02	3.78E-10	1.0E+06	3.8E-04
240	0.23408	7.56E-04	1.8E-04	6.05E-04	1.07E-07	0.08	4.71E-02	4.15E-10	1.0E+06	4.1E-04
241	0.25292	7.56E-04	1.9E-04	6.05E-04	1.16E-07	0.08	4.71E-02	4.48E-10	1.0E+06	4.5E-04
242	0.27182	7.56E-04	2.1E-04	6.05E-04	1.24E-07	0.08	4.71E-02	4.82E-10	1.0E+06	4.8E-04
243	0.29634	7.56E-04	2.2E-04	6.05E-04	1.36E-07	0.08	4.71E-02	5.25E-10	1.0E+06	5.3E-04
244	0.319	7.56E-04	2.4E-04	6.05E-04	1.46E-07	0.08	4.71E-02	5.65E-10	1.0E+06	5.7E-04
245	0.34332	7.56E-04	2.6E-04	6.05E-04	1.57E-07	0.08	4.71E-02	6.09E-10	1.0E+06	6.1E-04
246	0.36601	7.56E-04	2.8E-04	6.05E-04	1.67E-07	0.08	4.71E-02	6.49E-10	1.0E+06	6.5E-04
247	0.35895	7.56E-04	2.7E-04	6.05E-04	1.64E-07	0.08	4.71E-02	6.36E-10	1.0E+06	6.4E-04
248	0.38064	7.56E-04	2.9E-04	6.05E-04	1.74E-07	0.08	4.71E-02	6.75E-10	1.0E+06	6.7E-04

Ventura Ranch
P2 (off) - Grading

							Cancer Risk from 2 to 16 years			
Receptor #	Conc	g/sec	Cair	Dose Constant	Dose	ED	Risk Constant	Risk	Constant 2	Risk/ Million
249	0.40664	7.56E-04	3.1E-04	6.05E-04	1.86E-07	0.08	4.71E-02	7.21E-10	1.0E+06	7.2E-04
250	0.42719	7.56E-04	3.2E-04	6.05E-04	1.95E-07	0.08	4.71E-02	7.57E-10	1.0E+06	7.6E-04
251	0.13829	7.56E-04	1.0E-04	6.05E-04	6.33E-08	0.08	4.71E-02	2.45E-10	1.0E+06	2.5E-04
252	0.15	7.56E-04	1.1E-04	6.05E-04	6.86E-08	0.08	4.71E-02	2.66E-10	1.0E+06	2.7E-04
253	0.16314	7.56E-04	1.2E-04	6.05E-04	7.46E-08	0.08	4.71E-02	2.89E-10	1.0E+06	2.9E-04
254	0.17681	7.56E-04	1.3E-04	6.05E-04	8.09E-08	0.08	4.71E-02	3.13E-10	1.0E+06	3.1E-04
255	0.18957	7.56E-04	1.4E-04	6.05E-04	8.67E-08	0.08	4.71E-02	3.36E-10	1.0E+06	3.4E-04
256	0.20663	7.56E-04	1.6E-04	6.05E-04	9.45E-08	0.08	4.71E-02	3.66E-10	1.0E+06	3.7E-04
257	0.22272	7.56E-04	1.7E-04	6.05E-04	1.02E-07	0.08	4.71E-02	3.95E-10	1.0E+06	3.9E-04
258	0.23654	7.56E-04	1.8E-04	6.05E-04	1.08E-07	0.08	4.71E-02	4.19E-10	1.0E+06	4.2E-04
259	0.25513	7.56E-04	1.9E-04	6.05E-04	1.17E-07	0.08	4.71E-02	4.52E-10	1.0E+06	4.5E-04
260	0.27285	7.56E-04	2.1E-04	6.05E-04	1.25E-07	0.08	4.71E-02	4.84E-10	1.0E+06	4.8E-04
261	0.2907	7.56E-04	2.2E-04	6.05E-04	1.33E-07	0.08	4.71E-02	5.15E-10	1.0E+06	5.2E-04
262	0.30838	7.56E-04	2.3E-04	6.05E-04	1.41E-07	0.08	4.71E-02	5.47E-10	1.0E+06	5.5E-04
263	0.29863	7.56E-04	2.3E-04	6.05E-04	1.37E-07	0.08	4.71E-02	5.29E-10	1.0E+06	5.3E-04
264	0.31989	7.56E-04	2.4E-04	6.05E-04	1.46E-07	0.08	4.71E-02	5.67E-10	1.0E+06	5.7E-04
265	0.33212	7.56E-04	2.5E-04	6.05E-04	1.52E-07	0.08	4.71E-02	5.89E-10	1.0E+06	5.9E-04
266	0.34632	7.56E-04	2.6E-04	6.05E-04	1.58E-07	0.08	4.71E-02	6.14E-10	1.0E+06	6.1E-04
267	0.12702	7.56E-04	9.6E-05	6.05E-04	5.81E-08	0.08	4.71E-02	2.25E-10	1.0E+06	2.3E-04
268	0.13734	7.56E-04	1.0E-04	6.05E-04	6.28E-08	0.08	4.71E-02	2.43E-10	1.0E+06	2.4E-04
269	0.14862	7.56E-04	1.1E-04	6.05E-04	6.80E-08	0.08	4.71E-02	2.63E-10	1.0E+06	2.6E-04
270	0.16101	7.56E-04	1.2E-04	6.05E-04	7.36E-08	0.08	4.71E-02	2.85E-10	1.0E+06	2.9E-04
271	0.17001	7.56E-04	1.3E-04	6.05E-04	7.78E-08	0.08	4.71E-02	3.01E-10	1.0E+06	3.0E-04
272	0.18365	7.56E-04	1.4E-04	6.05E-04	8.40E-08	0.08	4.71E-02	3.26E-10	1.0E+06	3.3E-04
273	0.19725	7.56E-04	1.5E-04	6.05E-04	9.02E-08	0.08	4.71E-02	3.50E-10	1.0E+06	3.5E-04
274	0.21022	7.56E-04	1.6E-04	6.05E-04	9.62E-08	0.08	4.71E-02	3.73E-10	1.0E+06	3.7E-04
275	0.22178	7.56E-04	1.7E-04	6.05E-04	1.01E-07	0.08	4.71E-02	3.93E-10	1.0E+06	3.9E-04
276	0.23687	7.56E-04	1.8E-04	6.05E-04	1.08E-07	0.08	4.71E-02	4.20E-10	1.0E+06	4.2E-04
277	0.24564	7.56E-04	1.9E-04	6.05E-04	1.12E-07	0.08	4.71E-02	4.35E-10	1.0E+06	4.4E-04
278	0.25144	7.56E-04	1.9E-04	6.05E-04	1.15E-07	0.08	4.71E-02	4.46E-10	1.0E+06	4.5E-04
279	0.25955	7.56E-04	2.0E-04	6.05E-04	1.19E-07	0.08	4.71E-02	4.60E-10	1.0E+06	4.6E-04

Ventura Ranch
P2 (off) - Grading

							Cancer Risk from 2 to 16 years			
Receptor #	Conc	g/sec	Cair	Dose Constant	Dose	ED	Risk Constant	Risk	Constant 2	Risk/ Million
280	0.27485	7.56E-04	2.1E-04	6.05E-04	1.26E-07	0.08	4.71E-02	4.87E-10	1.0E+06	4.9E-04
281	0.2834	7.56E-04	2.1E-04	6.05E-04	1.30E-07	0.08	4.71E-02	5.02E-10	1.0E+06	5.0E-04
282	0.29726	7.56E-04	2.2E-04	6.05E-04	1.36E-07	0.08	4.71E-02	5.27E-10	1.0E+06	5.3E-04
283	0.11716	7.56E-04	8.9E-05	6.05E-04	5.36E-08	0.08	4.71E-02	2.08E-10	1.0E+06	2.1E-04
284	0.12638	7.56E-04	9.6E-05	6.05E-04	5.78E-08	0.08	4.71E-02	2.24E-10	1.0E+06	2.2E-04
285	0.13607	7.56E-04	1.0E-04	6.05E-04	6.22E-08	0.08	4.71E-02	2.41E-10	1.0E+06	2.4E-04
286	0.14656	7.56E-04	1.1E-04	6.05E-04	6.70E-08	0.08	4.71E-02	2.60E-10	1.0E+06	2.6E-04
287	0.15439	7.56E-04	1.2E-04	6.05E-04	7.06E-08	0.08	4.71E-02	2.74E-10	1.0E+06	2.7E-04
288	0.16654	7.56E-04	1.3E-04	6.05E-04	7.62E-08	0.08	4.71E-02	2.95E-10	1.0E+06	3.0E-04
289	0.17638	7.56E-04	1.3E-04	6.05E-04	8.07E-08	0.08	4.71E-02	3.13E-10	1.0E+06	3.1E-04
290	0.18891	7.56E-04	1.4E-04	6.05E-04	8.64E-08	0.08	4.71E-02	3.35E-10	1.0E+06	3.3E-04
291	0.19598	7.56E-04	1.5E-04	6.05E-04	8.96E-08	0.08	4.71E-02	3.47E-10	1.0E+06	3.5E-04
292	0.20792	7.56E-04	1.6E-04	6.05E-04	9.51E-08	0.08	4.71E-02	3.69E-10	1.0E+06	3.7E-04
293	0.215	7.56E-04	1.6E-04	6.05E-04	9.83E-08	0.08	4.71E-02	3.81E-10	1.0E+06	3.8E-04
294	0.2212	7.56E-04	1.7E-04	6.05E-04	1.01E-07	0.08	4.71E-02	3.92E-10	1.0E+06	3.9E-04
295	0.22865	7.56E-04	1.7E-04	6.05E-04	1.05E-07	0.08	4.71E-02	4.05E-10	1.0E+06	4.1E-04
296	0.23896	7.56E-04	1.8E-04	6.05E-04	1.09E-07	0.08	4.71E-02	4.24E-10	1.0E+06	4.2E-04
297	0.24698	7.56E-04	1.9E-04	6.05E-04	1.13E-07	0.08	4.71E-02	4.38E-10	1.0E+06	4.4E-04
298	0.25652	7.56E-04	1.9E-04	6.05E-04	1.17E-07	0.08	4.71E-02	4.55E-10	1.0E+06	4.5E-04
299	0.11679	7.56E-04	8.8E-05	6.05E-04	5.34E-08	0.08	4.71E-02	2.07E-10	1.0E+06	2.1E-04
300	0.12514	7.56E-04	9.5E-05	6.05E-04	5.72E-08	0.08	4.71E-02	2.22E-10	1.0E+06	2.2E-04
301	0.134	7.56E-04	1.0E-04	6.05E-04	6.13E-08	0.08	4.71E-02	2.38E-10	1.0E+06	2.4E-04
302	0.14272	7.56E-04	1.1E-04	6.05E-04	6.53E-08	0.08	4.71E-02	2.53E-10	1.0E+06	2.5E-04
303	0.15029	7.56E-04	1.1E-04	6.05E-04	6.87E-08	0.08	4.71E-02	2.66E-10	1.0E+06	2.7E-04
304	0.1604	7.56E-04	1.2E-04	6.05E-04	7.34E-08	0.08	4.71E-02	2.84E-10	1.0E+06	2.8E-04
305	0.16919	7.56E-04	1.3E-04	6.05E-04	7.74E-08	0.08	4.71E-02	3.00E-10	1.0E+06	3.0E-04
306	0.17672	7.56E-04	1.3E-04	6.05E-04	8.08E-08	0.08	4.71E-02	3.13E-10	1.0E+06	3.1E-04
307	0.18486	7.56E-04	1.4E-04	6.05E-04	8.46E-08	0.08	4.71E-02	3.28E-10	1.0E+06	3.3E-04
308	0.19141	7.56E-04	1.4E-04	6.05E-04	8.76E-08	0.08	4.71E-02	3.39E-10	1.0E+06	3.4E-04

Ventura Ranch
P2 (off) - Grading

							Cancer Risk from 2 to 16 years			
Receptor #	Conc	g/sec	Cair	Dose Constant	Dose	ED	Risk Constant	Risk	Constant 2	Risk/ Million
309	0.19469	7.56E-04	1.5E-04	6.05E-04	8.91E-08	0.08	4.71E-02	3.45E-10	1.0E+06	3.5E-04
310	0.20104	7.56E-04	1.5E-04	6.05E-04	9.20E-08	0.08	4.71E-02	3.56E-10	1.0E+06	3.6E-04
311	0.21129	7.56E-04	1.6E-04	6.05E-04	9.66E-08	0.08	4.71E-02	3.74E-10	1.0E+06	3.7E-04
312	0.22112	7.56E-04	1.7E-04	6.05E-04	1.01E-07	0.08	4.71E-02	3.92E-10	1.0E+06	3.9E-04
313	0.22238	7.56E-04	1.7E-04	6.05E-04	1.02E-07	0.08	4.71E-02	3.94E-10	1.0E+06	3.9E-04
314	0.10815	7.56E-04	8.2E-05	6.05E-04	4.95E-08	0.08	4.71E-02	1.92E-10	1.0E+06	1.9E-04
315	0.11551	7.56E-04	8.7E-05	6.05E-04	5.28E-08	0.08	4.71E-02	2.05E-10	1.0E+06	2.0E-04
316	0.12302	7.56E-04	9.3E-05	6.05E-04	5.63E-08	0.08	4.71E-02	2.18E-10	1.0E+06	2.2E-04
317	0.13072	7.56E-04	9.9E-05	6.05E-04	5.98E-08	0.08	4.71E-02	2.32E-10	1.0E+06	2.3E-04
318	0.13701	7.56E-04	1.0E-04	6.05E-04	6.27E-08	0.08	4.71E-02	2.43E-10	1.0E+06	2.4E-04
319	0.14532	7.56E-04	1.1E-04	6.05E-04	6.65E-08	0.08	4.71E-02	2.58E-10	1.0E+06	2.6E-04
320	0.1535	7.56E-04	1.2E-04	6.05E-04	7.02E-08	0.08	4.71E-02	2.72E-10	1.0E+06	2.7E-04
321	0.15776	7.56E-04	1.2E-04	6.05E-04	7.22E-08	0.08	4.71E-02	2.80E-10	1.0E+06	2.8E-04
322	0.16579	7.56E-04	1.3E-04	6.05E-04	7.58E-08	0.08	4.71E-02	2.94E-10	1.0E+06	2.9E-04
323	0.1719	7.56E-04	1.3E-04	6.05E-04	7.86E-08	0.08	4.71E-02	3.05E-10	1.0E+06	3.0E-04
324	0.17488	7.56E-04	1.3E-04	6.05E-04	8.00E-08	0.08	4.71E-02	3.10E-10	1.0E+06	3.1E-04
325	0.17906	7.56E-04	1.4E-04	6.05E-04	8.19E-08	0.08	4.71E-02	3.17E-10	1.0E+06	3.2E-04
326	0.188	7.56E-04	1.4E-04	6.05E-04	8.60E-08	0.08	4.71E-02	3.33E-10	1.0E+06	3.3E-04
327	0.1959	7.56E-04	1.5E-04	6.05E-04	8.96E-08	0.08	4.71E-02	3.47E-10	1.0E+06	3.5E-04
328	0.19452	7.56E-04	1.5E-04	6.05E-04	8.90E-08	0.08	4.71E-02	3.45E-10	1.0E+06	3.4E-04
329	0.1003	7.56E-04	7.6E-05	6.05E-04	4.59E-08	0.08	4.71E-02	1.78E-10	1.0E+06	1.8E-04
330	0.10694	7.56E-04	8.1E-05	6.05E-04	4.89E-08	0.08	4.71E-02	1.90E-10	1.0E+06	1.9E-04
331	0.11338	7.56E-04	8.6E-05	6.05E-04	5.19E-08	0.08	4.71E-02	2.01E-10	1.0E+06	2.0E-04
332	0.11988	7.56E-04	9.1E-05	6.05E-04	5.48E-08	0.08	4.71E-02	2.12E-10	1.0E+06	2.1E-04
333	0.12557	7.56E-04	9.5E-05	6.05E-04	5.74E-08	0.08	4.71E-02	2.23E-10	1.0E+06	2.2E-04
334	0.13271	7.56E-04	1.0E-04	6.05E-04	6.07E-08	0.08	4.71E-02	2.35E-10	1.0E+06	2.4E-04
335	0.14009	7.56E-04	1.1E-04	6.05E-04	6.41E-08	0.08	4.71E-02	2.48E-10	1.0E+06	2.5E-04
336	0.14416	7.56E-04	1.1E-04	6.05E-04	6.59E-08	0.08	4.71E-02	2.56E-10	1.0E+06	2.6E-04
337	0.1505	7.56E-04	1.1E-04	6.05E-04	6.88E-08	0.08	4.71E-02	2.67E-10	1.0E+06	2.7E-04
338	0.15634	7.56E-04	1.2E-04	6.05E-04	7.15E-08	0.08	4.71E-02	2.77E-10	1.0E+06	2.8E-04
339	0.15948	7.56E-04	1.2E-04	6.05E-04	7.29E-08	0.08	4.71E-02	2.83E-10	1.0E+06	2.8E-04

Ventura Ranch
P2 (off) - Grading

					Cancer Risk from 2 to 16 years					
Receptor #	Conc	g/sec	Cair	Dose Constant	Dose	ED	Risk Constant	Risk	Constant 2	Risk/ Million
340	0.16111	7.56E-04	1.2E-04	6.05E-04	7.37E-08	0.08	4.71E-02	2.86E-10	1.0E+06	2.9E-04
341	0.16852	7.56E-04	1.3E-04	6.05E-04	7.71E-08	0.08	4.71E-02	2.99E-10	1.0E+06	3.0E-04
342	0.1748	7.56E-04	1.3E-04	6.05E-04	8.00E-08	0.08	4.71E-02	3.10E-10	1.0E+06	3.1E-04
343	0.17194	7.56E-04	1.3E-04	6.05E-04	7.86E-08	0.08	4.71E-02	3.05E-10	1.0E+06	3.0E-04
344	0.16765	7.56E-04	1.3E-04	6.05E-04	7.67E-08	0.08	4.71E-02	2.97E-10	1.0E+06	3.0E-04
345	0.09325	7.56E-04	7.0E-05	6.05E-04	4.27E-08	0.08	4.71E-02	1.65E-10	1.0E+06	1.7E-04
346	0.09924	7.56E-04	7.5E-05	6.05E-04	4.54E-08	0.08	4.71E-02	1.76E-10	1.0E+06	1.8E-04
347	0.10487	7.56E-04	7.9E-05	6.05E-04	4.80E-08	0.08	4.71E-02	1.86E-10	1.0E+06	1.9E-04
348	0.11045	7.56E-04	8.3E-05	6.05E-04	5.05E-08	0.08	4.71E-02	1.96E-10	1.0E+06	2.0E-04
349	0.11449	7.56E-04	8.7E-05	6.05E-04	5.24E-08	0.08	4.71E-02	2.03E-10	1.0E+06	2.0E-04
350	0.12065	7.56E-04	9.1E-05	6.05E-04	5.52E-08	0.08	4.71E-02	2.14E-10	1.0E+06	2.1E-04
351	0.12836	7.56E-04	9.7E-05	6.05E-04	5.87E-08	0.08	4.71E-02	2.28E-10	1.0E+06	2.3E-04
352	0.13304	7.56E-04	1.0E-04	6.05E-04	6.09E-08	0.08	4.71E-02	2.36E-10	1.0E+06	2.4E-04
353	0.13777	7.56E-04	1.0E-04	6.05E-04	6.30E-08	0.08	4.71E-02	2.44E-10	1.0E+06	2.4E-04
354	0.14295	7.56E-04	1.1E-04	6.05E-04	6.54E-08	0.08	4.71E-02	2.53E-10	1.0E+06	2.5E-04
355	0.14598	7.56E-04	1.1E-04	6.05E-04	6.68E-08	0.08	4.71E-02	2.59E-10	1.0E+06	2.6E-04
356	0.14607	7.56E-04	1.1E-04	6.05E-04	6.68E-08	0.08	4.71E-02	2.59E-10	1.0E+06	2.6E-04
357	0.15236	7.56E-04	1.2E-04	6.05E-04	6.97E-08	0.08	4.71E-02	2.70E-10	1.0E+06	2.7E-04
358	0.1575	7.56E-04	1.2E-04	6.05E-04	7.20E-08	0.08	4.71E-02	2.79E-10	1.0E+06	2.8E-04
359	0.15633	7.56E-04	1.2E-04	6.05E-04	7.15E-08	0.08	4.71E-02	2.77E-10	1.0E+06	2.8E-04
360	0.14827	7.56E-04	1.1E-04	6.05E-04	6.78E-08	0.08	4.71E-02	2.63E-10	1.0E+06	2.6E-04

Ventura Ranch
P2 (off) - Grading

Max Cancer Risk Cancer Risk	
Receptor #	**Total Risk/ Million**
1	4.7E-03
2	4.3E-03
3	3.9E-03
4	3.4E-03
5	2.9E-03
6	2.4E-03
7	2.0E-03
8	1.6E-03
9	1.3E-03
10	1.0E-03
11	8.2E-04
12	6.6E-04
13	5.4E-04
14	3.9E-04
15	3.2E-04
16	2.8E-04
17	2.3E-04
18	2.0E-04
19	1.7E-04
20	1.5E-04
21	1.3E-04
22	2.1E-03
23	1.7E-03
24	1.3E-03
25	1.0E-03
26	8.3E-04
27	6.6E-04
28	5.4E-04
29	3.9E-04
30	3.3E-04
31	2.7E-04

Max	**Receptor #**	
0.020	87	Res

Chronic Non Cancer Risk	
REL	**HI Offroad**
5	4.04E-04
5	3.71E-04
5	3.32E-04
5	2.90E-04
5	2.47E-04
5	2.07E-04
5	1.69E-04
5	1.37E-04
5	1.10E-04
5	8.79E-05
5	7.04E-05
5	5.65E-05
5	4.58E-05
5	3.32E-05
5	2.75E-05
5	2.35E-05
5	1.93E-05
5	1.73E-05
5	1.47E-05
5	1.31E-05
5	1.14E-05
5	1.79E-04
5	1.43E-04
5	1.13E-04
5	8.95E-05
5	7.11E-05
5	5.67E-05
5	4.58E-05
5	3.33E-05
5	2.82E-05
5	2.28E-05

Max	**Receptor #**	
1.724E-03	87	Res

Ventura Ranch
P2 (off) - Grading

Max Cancer Risk Cancer Risk		*Chronic Non Cancer Risk*	
Receptor #	Total Risk/ Million	REL	HI Offroad
32	2.0E-04	5	1.68E-05
33	1.8E-04	5	1.56E-05
34	1.8E-04	5	1.52E-05
35	4.5E-04	5	3.81E-05
36	3.4E-04	5	2.86E-05
37	5.7E-03	5	4.84E-04
38	6.5E-03	5	5.51E-04
39	7.1E-03	5	6.02E-04
40	7.4E-03	5	6.32E-04
41	6.0E-03	5	5.14E-04
42	7.0E-03	5	5.97E-04
43	7.8E-03	5	6.66E-04
44	8.4E-03	5	7.13E-04
45	8.6E-03	5	7.32E-04
46	2.0E-03	5	1.68E-04
47	1.5E-03	5	1.26E-04
48	7.6E-03	5	6.44E-04
49	8.7E-03	5	7.39E-04
50	9.5E-03	5	8.08E-04
51	9.8E-03	5	8.35E-04
52	2.0E-03	5	1.74E-04
53	1.5E-03	5	1.29E-04
54	1.1E-03	5	9.63E-05
55	9.5E-03	5	8.09E-04
56	1.1E-02	5	9.08E-04
57	1.1E-02	5	9.56E-04
58	1.1E-02	5	9.32E-04
59	2.1E-03	5	1.80E-04
60	1.5E-03	5	1.31E-04
61	1.1E-03	5	9.76E-05
62	2.2E-03	5	1.87E-04

Ventura Ranch
P2 (off) - Grading

Max Cancer Risk Cancer Risk		*Chronic Non Cancer Risk*	
Receptor #	Total Risk/ Million	REL	HI Offroad
63	1.6E-03	5	1.34E-04
64	1.2E-03	5	9.90E-05
65	1.6E-03	5	1.37E-04
66	9.8E-03	5	8.37E-04
67	1.3E-02	5	1.12E-03
68	3.7E-04	5	3.19E-05
69	3.2E-04	5	2.74E-05
70	2.8E-04	5	2.40E-05
71	2.5E-04	5	2.15E-05
72	1.0E-02	5	8.78E-04
73	1.5E-02	5	1.24E-03
74	4.7E-04	5	4.03E-05
75	4.1E-04	5	3.47E-05
76	3.5E-04	5	3.01E-05
77	3.1E-04	5	2.64E-05
78	2.8E-04	5	2.42E-05
79	1.1E-02	5	9.02E-04
80	1.6E-02	5	1.35E-03
81	5.2E-04	5	4.39E-05
82	4.5E-04	5	3.83E-05
83	4.1E-04	5	3.46E-05
84	3.7E-04	5	3.19E-05
85	3.3E-04	5	2.83E-05
86	1.1E-02	5	9.14E-04
87	2.0E-02	5	1.72E-03
88	5.2E-04	5	4.45E-05
89	2.5E-03	5	2.10E-04
90	1.6E-03	5	1.39E-04
91	1.9E-03	5	1.63E-04
92	2.3E-03	5	1.95E-04
93	1.3E-03	5	1.12E-04

Ventura Ranch
P2 (off) - Grading

Max Cancer Risk Cancer Risk		*Chronic Non Cancer Risk*	
Receptor #	Total Risk/ Million	REL	HI Offroad
94	1.5E-03	5	1.29E-04
95	1.8E-03	5	1.52E-04
96	2.2E-03	5	1.90E-04
97	2.9E-03	5	2.46E-04
98	3.8E-03	5	3.23E-04
99	1.1E-03	5	9.08E-05
100	1.2E-03	5	1.03E-04
101	1.4E-03	5	1.20E-04
102	1.7E-03	5	1.45E-04
103	2.1E-03	5	1.82E-04
104	2.8E-03	5	2.36E-04
105	3.7E-03	5	3.16E-04
106	5.3E-03	5	4.50E-04
107	8.2E-03	5	7.00E-04
108	1.9E-02	5	1.63E-03
109	8.6E-04	5	7.36E-05
110	9.7E-04	5	8.27E-05
111	1.1E-03	5	9.52E-05
112	1.3E-03	5	1.14E-04
113	1.6E-03	5	1.37E-04
114	2.0E-03	5	1.67E-04
115	2.5E-03	5	2.10E-04
116	3.2E-03	5	2.69E-04
117	4.4E-03	5	3.75E-04
118	6.8E-03	5	5.78E-04
119	9.6E-03	5	8.18E-04
120	1.0E-02	5	8.72E-04
121	9.5E-03	5	8.14E-04
122	8.5E-03	5	7.27E-04
123	7.1E-04	5	6.02E-05
124	7.9E-04	5	6.71E-05

Ventura Ranch
P2 (off) - Grading

Max Cancer Risk Cancer Risk		*Chronic Non Cancer Risk*	
Receptor #	Total Risk/ Million	REL	HI Offroad
125	9.0E-04	5	7.66E-05
126	1.0E-03	5	8.96E-05
127	1.2E-03	5	1.05E-04
128	1.5E-03	5	1.24E-04
129	1.8E-03	5	1.50E-04
130	2.2E-03	5	1.84E-04
131	2.8E-03	5	2.36E-04
132	3.6E-03	5	3.08E-04
133	4.6E-03	5	3.95E-04
134	5.5E-03	5	4.70E-04
135	5.9E-03	5	5.02E-04
136	5.8E-03	5	4.97E-04
137	5.6E-03	5	4.80E-04
138	5.3E-03	5	4.51E-04
139	5.9E-04	5	5.01E-05
140	6.5E-04	5	5.55E-05
141	7.3E-04	5	6.26E-05
142	8.4E-04	5	7.21E-05
143	9.7E-04	5	8.29E-05
144	1.1E-03	5	9.67E-05
145	1.3E-03	5	1.13E-04
146	1.6E-03	5	1.36E-04
147	1.9E-03	5	1.65E-04
148	2.3E-03	5	1.98E-04
149	2.8E-03	5	2.39E-04
150	3.3E-03	5	2.82E-04
151	3.6E-03	5	3.07E-04
152	3.8E-03	5	3.22E-04
153	3.9E-03	5	3.36E-04
154	3.9E-03	5	3.32E-04
155	5.0E-04	5	4.23E-05

Ventura Ranch
P2 (off) - Grading

Max Cancer Risk Cancer Risk		*Chronic Non Cancer Risk*	
Receptor #	Total Risk/ Million	REL	HI Offroad
156	5.5E-04	5	4.67E-05
157	6.1E-04	5	5.23E-05
158	7.0E-04	5	5.95E-05
159	7.9E-04	5	6.77E-05
160	9.2E-04	5	7.81E-05
161	1.0E-03	5	8.95E-05
162	1.2E-03	5	1.05E-04
163	1.5E-03	5	1.24E-04
164	1.7E-03	5	1.43E-04
165	1.9E-03	5	1.63E-04
166	2.2E-03	5	1.88E-04
167	2.4E-03	5	2.05E-04
168	2.5E-03	5	2.17E-04
169	2.7E-03	5	2.33E-04
170	2.8E-03	5	2.39E-04
171	4.3E-04	5	3.64E-05
172	4.7E-04	5	4.00E-05
173	5.2E-04	5	4.46E-05
174	5.9E-04	5	5.02E-05
175	6.7E-04	5	5.68E-05
176	7.6E-04	5	6.49E-05
177	8.5E-04	5	7.29E-05
178	9.8E-04	5	8.35E-05
179	1.1E-03	5	9.62E-05
180	1.3E-03	5	1.08E-04
181	1.4E-03	5	1.20E-04
182	1.6E-03	5	1.35E-04
183	1.7E-03	5	1.47E-04
184	1.8E-03	5	1.54E-04
185	2.0E-03	5	1.67E-04
186	2.0E-03	5	1.73E-04

Ventura Ranch
P2 (off) - Grading

Max Cancer Risk Cancer Risk		*Chronic Non Cancer Risk*	
Receptor #	Total Risk/ Million	REL	HI Offroad
187	3.7E-04	5	3.18E-05
188	4.1E-04	5	3.49E-05
189	4.5E-04	5	3.87E-05
190	5.1E-04	5	4.32E-05
191	5.7E-04	5	4.86E-05
192	6.4E-04	5	5.50E-05
193	7.1E-04	5	6.05E-05
194	8.0E-04	5	6.81E-05
195	9.0E-04	5	7.70E-05
196	9.9E-04	5	8.47E-05
197	1.1E-03	5	9.29E-05
198	1.2E-03	5	1.03E-04
199	1.3E-03	5	1.11E-04
200	1.3E-03	5	1.15E-04
201	1.5E-03	5	1.24E-04
202	1.5E-03	5	1.30E-04
203	3.3E-04	5	2.82E-05
204	3.6E-04	5	3.09E-05
205	4.0E-04	5	3.40E-05
206	4.4E-04	5	3.78E-05
207	4.9E-04	5	4.21E-05
208	5.5E-04	5	4.71E-05
209	6.0E-04	5	5.11E-05
210	6.6E-04	5	5.66E-05
211	7.4E-04	5	6.30E-05
212	8.1E-04	5	6.88E-05
213	8.8E-04	5	7.47E-05
214	9.6E-04	5	8.17E-05
215	1.0E-03	5	8.66E-05
216	1.0E-03	5	8.85E-05
217	1.1E-03	5	9.56E-05

Ventura Ranch
P2 (off) - Grading

Max Cancer Risk Cancer Risk		*Chronic Non Cancer Risk*	
Receptor #	Total Risk/ Million	REL	HI Offroad
218	1.2E-03	5	1.01E-04
219	3.0E-04	5	2.53E-05
220	3.2E-04	5	2.76E-05
221	3.6E-04	5	3.03E-05
222	3.9E-04	5	3.32E-05
223	4.3E-04	5	3.67E-05
224	4.7E-04	5	4.05E-05
225	5.1E-04	5	4.38E-05
226	5.6E-04	5	4.80E-05
227	6.2E-04	5	5.27E-05
228	6.7E-04	5	5.70E-05
229	7.2E-04	5	6.17E-05
230	7.8E-04	5	6.65E-05
231	8.0E-04	5	6.82E-05
232	8.2E-04	5	7.04E-05
233	8.9E-04	5	7.59E-05
234	9.4E-04	5	7.98E-05
235	2.7E-04	5	2.29E-05
236	2.9E-04	5	2.49E-05
237	3.2E-04	5	2.72E-05
238	3.5E-04	5	2.96E-05
239	3.8E-04	5	3.23E-05
240	4.1E-04	5	3.54E-05
241	4.5E-04	5	3.82E-05
242	4.8E-04	5	4.11E-05
243	5.3E-04	5	4.48E-05
244	5.7E-04	5	4.82E-05
245	6.1E-04	5	5.19E-05
246	6.5E-04	5	5.53E-05
247	6.4E-04	5	5.43E-05
248	6.7E-04	5	5.76E-05

Ventura Ranch
P2 (off) - Grading

Max Cancer Risk Cancer Risk		*Chronic Non Cancer Risk*	
Receptor #	Total Risk/ Million	REL	HI Offroad
249	7.2E-04	5	6.15E-05
250	7.6E-04	5	6.46E-05
251	2.5E-04	5	2.09E-05
252	2.7E-04	5	2.27E-05
253	2.9E-04	5	2.47E-05
254	3.1E-04	5	2.67E-05
255	3.4E-04	5	2.87E-05
256	3.7E-04	5	3.12E-05
257	3.9E-04	5	3.37E-05
258	4.2E-04	5	3.58E-05
259	4.5E-04	5	3.86E-05
260	4.8E-04	5	4.13E-05
261	5.2E-04	5	4.40E-05
262	5.5E-04	5	4.66E-05
263	5.3E-04	5	4.52E-05
264	5.7E-04	5	4.84E-05
265	5.9E-04	5	5.02E-05
266	6.1E-04	5	5.24E-05
267	2.3E-04	5	1.92E-05
268	2.4E-04	5	2.08E-05
269	2.6E-04	5	2.25E-05
270	2.9E-04	5	2.43E-05
271	3.0E-04	5	2.57E-05
272	3.3E-04	5	2.78E-05
273	3.5E-04	5	2.98E-05
274	3.7E-04	5	3.18E-05
275	3.9E-04	5	3.35E-05
276	4.2E-04	5	3.58E-05
277	4.4E-04	5	3.71E-05
278	4.5E-04	5	3.80E-05
279	4.6E-04	5	3.92E-05

Ventura Ranch
P2 (off) - Grading

Max Cancer Risk Cancer Risk		*Chronic Non Cancer Risk*	
Receptor #	Total Risk/ Million	REL	HI Offroad
280	4.9E-04	5	4.16E-05
281	5.0E-04	5	4.28E-05
282	5.3E-04	5	4.49E-05
283	2.1E-04	5	1.77E-05
284	2.2E-04	5	1.91E-05
285	2.4E-04	5	2.06E-05
286	2.6E-04	5	2.22E-05
287	2.7E-04	5	2.33E-05
288	3.0E-04	5	2.52E-05
289	3.1E-04	5	2.67E-05
290	3.3E-04	5	2.86E-05
291	3.5E-04	5	2.96E-05
292	3.7E-04	5	3.14E-05
293	3.8E-04	5	3.25E-05
294	3.9E-04	5	3.34E-05
295	4.1E-04	5	3.46E-05
296	4.2E-04	5	3.61E-05
297	4.4E-04	5	3.73E-05
298	4.5E-04	5	3.88E-05
299	2.1E-04	5	1.77E-05
300	2.2E-04	5	1.89E-05
301	2.4E-04	5	2.03E-05
302	2.5E-04	5	2.16E-05
303	2.7E-04	5	2.27E-05
304	2.8E-04	5	2.43E-05
305	3.0E-04	5	2.56E-05
306	3.1E-04	5	2.67E-05
307	3.3E-04	5	2.80E-05
308	3.4E-04	5	2.89E-05

Ventura Ranch
P2 (off) - Grading

Max Cancer Risk Cancer Risk		*Chronic Non Cancer Risk*	
Receptor #	Total Risk/ Million	REL	HI Offroad
309	3.5E-04	5	2.94E-05
310	3.6E-04	5	3.04E-05
311	3.7E-04	5	3.19E-05
312	3.9E-04	5	3.34E-05
313	3.9E-04	5	3.36E-05
314	1.9E-04	5	1.64E-05
315	2.0E-04	5	1.75E-05
316	2.2E-04	5	1.86E-05
317	2.3E-04	5	1.98E-05
318	2.4E-04	5	2.07E-05
319	2.6E-04	5	2.20E-05
320	2.7E-04	5	2.32E-05
321	2.8E-04	5	2.39E-05
322	2.9E-04	5	2.51E-05
323	3.0E-04	5	2.60E-05
324	3.1E-04	5	2.64E-05
325	3.2E-04	5	2.71E-05
326	3.3E-04	5	2.84E-05
327	3.5E-04	5	2.96E-05
328	3.4E-04	5	2.94E-05
329	1.8E-04	5	1.52E-05
330	1.9E-04	5	1.62E-05
331	2.0E-04	5	1.71E-05
332	2.1E-04	5	1.81E-05
333	2.2E-04	5	1.90E-05
334	2.4E-04	5	2.01E-05
335	2.5E-04	5	2.12E-05
336	2.6E-04	5	2.18E-05
337	2.7E-04	5	2.28E-05
338	2.8E-04	5	2.36E-05
339	2.8E-04	5	2.41E-05

Ventura Ranch
P2 (off) - Grading

Max Cancer Risk Cancer Risk		*Chronic Non Cancer Risk*	
Receptor #	Total Risk/ Million	REL	HI Offroad
340	2.9E-04	5	2.44E-05
341	3.0E-04	5	2.55E-05
342	3.1E-04	5	2.64E-05
343	3.0E-04	5	2.60E-05
344	3.0E-04	5	2.53E-05
345	1.7E-04	5	1.41E-05
346	1.8E-04	5	1.50E-05
347	1.9E-04	5	1.59E-05
348	2.0E-04	5	1.67E-05
349	2.0E-04	5	1.73E-05
350	2.1E-04	5	1.82E-05
351	2.3E-04	5	1.94E-05
352	2.4E-04	5	2.01E-05
353	2.4E-04	5	2.08E-05
354	2.5E-04	5	2.16E-05
355	2.6E-04	5	2.21E-05
356	2.6E-04	5	2.21E-05
357	2.7E-04	5	2.30E-05
358	2.8E-04	5	2.38E-05
359	2.8E-04	5	2.36E-05
360	2.6E-04	5	2.24E-05

Ventura Ranch

P2 (off) - Grading Haul or Vendor Risk

						Cancer Risk from 2 to 16 years				
Receptor #	Conc	g/sec	Cair	Dose Constant	Dose	ED	Risk Constant	Risk	Constant 2	Risk/ Million
1	0.27315	1.47E-05	4.0E-06	6.05E-04	2.42E-09	0.08	4.71E-02	9.39E-12	1.0E+06	9.4E-06
2	0.25932	1.47E-05	3.8E-06	6.05E-04	2.30E-09	0.08	4.71E-02	8.91E-12	1.0E+06	8.9E-06
3	0.24831	1.47E-05	3.6E-06	6.05E-04	2.20E-09	0.08	4.71E-02	8.53E-12	1.0E+06	8.5E-06
4	0.23859	1.47E-05	3.5E-06	6.05E-04	2.12E-09	0.08	4.71E-02	8.20E-12	1.0E+06	8.2E-06
5	0.22897	1.47E-05	3.4E-06	6.05E-04	2.03E-09	0.08	4.71E-02	7.87E-12	1.0E+06	7.9E-06
6	0.21609	1.47E-05	3.2E-06	6.05E-04	1.92E-09	0.08	4.71E-02	7.43E-12	1.0E+06	7.4E-06
7	0.20281	1.47E-05	3.0E-06	6.05E-04	1.80E-09	0.08	4.71E-02	6.97E-12	1.0E+06	7.0E-06
8	0.19034	1.47E-05	2.8E-06	6.05E-04	1.69E-09	0.08	4.71E-02	6.54E-12	1.0E+06	6.5E-06
9	0.17571	1.47E-05	2.6E-06	6.05E-04	1.56E-09	0.08	4.71E-02	6.04E-12	1.0E+06	6.0E-06
10	0.16101	1.47E-05	2.4E-06	6.05E-04	1.43E-09	0.08	4.71E-02	5.53E-12	1.0E+06	5.5E-06
11	0.14724	1.47E-05	2.2E-06	6.05E-04	1.31E-09	0.08	4.71E-02	5.06E-12	1.0E+06	5.1E-06
12	0.13459	1.47E-05	2.0E-06	6.05E-04	1.19E-09	0.08	4.71E-02	4.63E-12	1.0E+06	4.6E-06
13	0.1224	1.47E-05	1.8E-06	6.05E-04	1.09E-09	0.08	4.71E-02	4.21E-12	1.0E+06	4.2E-06
14	0.1112	1.47E-05	1.6E-06	6.05E-04	9.86E-10	0.08	4.71E-02	3.82E-12	1.0E+06	3.8E-06
15	0.10302	1.47E-05	1.5E-06	6.05E-04	9.14E-10	0.08	4.71E-02	3.54E-12	1.0E+06	3.5E-06
16	0.09592	1.47E-05	1.4E-06	6.05E-04	8.51E-10	0.08	4.71E-02	3.30E-12	1.0E+06	3.3E-06
17	0.08104	1.47E-05	1.2E-06	6.05E-04	7.19E-10	0.08	4.71E-02	2.79E-12	1.0E+06	2.8E-06
18	0.07653	1.47E-05	1.1E-06	6.05E-04	6.79E-10	0.08	4.71E-02	2.63E-12	1.0E+06	2.6E-06
19	0.0675	1.47E-05	9.9E-07	6.05E-04	5.99E-10	0.08	4.71E-02	2.32E-12	1.0E+06	2.3E-06
20	0.06248	1.47E-05	9.2E-07	6.05E-04	5.54E-10	0.08	4.71E-02	2.15E-12	1.0E+06	2.1E-06
21	0.05649	1.47E-05	8.3E-07	6.05E-04	5.01E-10	0.08	4.71E-02	1.94E-12	1.0E+06	1.9E-06
22	0.20923	1.47E-05	3.1E-06	6.05E-04	1.86E-09	0.08	4.71E-02	7.19E-12	1.0E+06	7.2E-06
23	0.19546	1.47E-05	2.9E-06	6.05E-04	1.73E-09	0.08	4.71E-02	6.72E-12	1.0E+06	6.7E-06
24	0.18164	1.47E-05	2.7E-06	6.05E-04	1.61E-09	0.08	4.71E-02	6.24E-12	1.0E+06	6.2E-06
25	0.16816	1.47E-05	2.5E-06	6.05E-04	1.49E-09	0.08	4.71E-02	5.78E-12	1.0E+06	5.8E-06
26	0.15452	1.47E-05	2.3E-06	6.05E-04	1.37E-09	0.08	4.71E-02	5.31E-12	1.0E+06	5.3E-06
27	0.13999	1.47E-05	2.1E-06	6.05E-04	1.24E-09	0.08	4.71E-02	4.81E-12	1.0E+06	4.8E-06
28	0.12585	1.47E-05	1.8E-06	6.05E-04	1.12E-09	0.08	4.71E-02	4.33E-12	1.0E+06	4.3E-06
29	0.11535	1.47E-05	1.7E-06	6.05E-04	1.02E-09	0.08	4.71E-02	3.96E-12	1.0E+06	4.0E-06
30	0.10967	1.47E-05	1.6E-06	6.05E-04	9.73E-10	0.08	4.71E-02	3.77E-12	1.0E+06	3.8E-06
31	0.09173	1.47E-05	1.3E-06	6.05E-04	8.14E-10	0.08	4.71E-02	3.15E-12	1.0E+06	3.2E-06

Ventura Ranch

P2 (off) - Grading Haul or Vendor Risk

		Cancer Risk from 2 to 16 years								
Receptor #	Conc	g/sec	Cair	Dose Constant	Dose	ED	Risk Constant	Risk	Constant 2	Risk/ Million
32	0.07026	1.47E-05	1.0E-06	6.05E-04	6.23E-10	0.08	4.71E-02	2.41E-12	1.0E+06	2.4E-06
33	0.06847	1.47E-05	1.0E-06	6.05E-04	6.07E-10	0.08	4.71E-02	2.35E-12	1.0E+06	2.4E-06
34	0.0699	1.47E-05	1.0E-06	6.05E-04	6.20E-10	0.08	4.71E-02	2.40E-12	1.0E+06	2.4E-06
35	0.13203	1.47E-05	1.9E-06	6.05E-04	1.17E-09	0.08	4.71E-02	4.54E-12	1.0E+06	4.5E-06
36	0.11424	1.47E-05	1.7E-06	6.05E-04	1.01E-09	0.08	4.71E-02	3.93E-12	1.0E+06	3.9E-06
37	0.59905	1.47E-05	8.8E-06	6.05E-04	5.31E-09	0.08	4.71E-02	2.06E-11	1.0E+06	2.1E-05
38	0.52159	1.47E-05	7.6E-06	6.05E-04	4.63E-09	0.08	4.71E-02	1.79E-11	1.0E+06	1.8E-05
39	0.45967	1.47E-05	6.7E-06	6.05E-04	4.08E-09	0.08	4.71E-02	1.58E-11	1.0E+06	1.6E-05
40	0.41289	1.47E-05	6.1E-06	6.05E-04	3.66E-09	0.08	4.71E-02	1.42E-11	1.0E+06	1.4E-05
41	0.66058	1.47E-05	9.7E-06	6.05E-04	5.86E-09	0.08	4.71E-02	2.27E-11	1.0E+06	2.3E-05
42	0.57043	1.47E-05	8.4E-06	6.05E-04	5.06E-09	0.08	4.71E-02	1.96E-11	1.0E+06	2.0E-05
43	0.49903	1.47E-05	7.3E-06	6.05E-04	4.43E-09	0.08	4.71E-02	1.72E-11	1.0E+06	1.7E-05
44	0.44544	1.47E-05	6.5E-06	6.05E-04	3.95E-09	0.08	4.71E-02	1.53E-11	1.0E+06	1.5E-05
45	0.406	1.47E-05	6.0E-06	6.05E-04	3.60E-09	0.08	4.71E-02	1.40E-11	1.0E+06	1.4E-05
46	0.22884	1.47E-05	3.4E-06	6.05E-04	2.03E-09	0.08	4.71E-02	7.86E-12	1.0E+06	7.9E-06
47	0.21212	1.47E-05	3.1E-06	6.05E-04	1.88E-09	0.08	4.71E-02	7.29E-12	1.0E+06	7.3E-06
48	0.62767	1.47E-05	9.2E-06	6.05E-04	5.57E-09	0.08	4.71E-02	2.16E-11	1.0E+06	2.2E-05
49	0.54418	1.47E-05	8.0E-06	6.05E-04	4.83E-09	0.08	4.71E-02	1.87E-11	1.0E+06	1.9E-05
50	0.48257	1.47E-05	7.1E-06	6.05E-04	4.28E-09	0.08	4.71E-02	1.66E-11	1.0E+06	1.7E-05
51	0.43873	1.47E-05	6.4E-06	6.05E-04	3.89E-09	0.08	4.71E-02	1.51E-11	1.0E+06	1.5E-05
52	0.24121	1.47E-05	3.5E-06	6.05E-04	2.14E-09	0.08	4.71E-02	8.29E-12	1.0E+06	8.3E-06
53	0.22198	1.47E-05	3.3E-06	6.05E-04	1.97E-09	0.08	4.71E-02	7.63E-12	1.0E+06	7.6E-06
54	0.20776	1.47E-05	3.0E-06	6.05E-04	1.84E-09	0.08	4.71E-02	7.14E-12	1.0E+06	7.1E-06
55	0.59869	1.47E-05	8.8E-06	6.05E-04	5.31E-09	0.08	4.71E-02	2.06E-11	1.0E+06	2.1E-05
56	0.52756	1.47E-05	7.7E-06	6.05E-04	4.68E-09	0.08	4.71E-02	1.81E-11	1.0E+06	1.8E-05
57	0.47756	1.47E-05	7.0E-06	6.05E-04	4.24E-09	0.08	4.71E-02	1.64E-11	1.0E+06	1.6E-05
58	0.4413	1.47E-05	6.5E-06	6.05E-04	3.91E-09	0.08	4.71E-02	1.52E-11	1.0E+06	1.5E-05
59	0.25411	1.47E-05	3.7E-06	6.05E-04	2.25E-09	0.08	4.71E-02	8.73E-12	1.0E+06	8.7E-06
60	0.2347	1.47E-05	3.4E-06	6.05E-04	2.08E-09	0.08	4.71E-02	8.07E-12	1.0E+06	8.1E-06
61	0.21828	1.47E-05	3.2E-06	6.05E-04	1.94E-09	0.08	4.71E-02	7.50E-12	1.0E+06	7.5E-06
62	0.26761	1.47E-05	3.9E-06	6.05E-04	2.37E-09	0.08	4.71E-02	9.20E-12	1.0E+06	9.2E-06

Ventura Ranch

P2 (off) - Grading Haul or Vendor Risk

						Cancer Risk from 2 to 16 years				
Receptor #	Conc	g/sec	Cair	Dose Constant	Dose	ED	Risk Constant	Risk	Constant 2	Risk/ Million
63	0.24748	1.47E-05	3.6E-06	6.05E-04	2.19E-09	0.08	4.71E-02	8.51E-12	1.0E+06	8.5E-06
64	0.22779	1.47E-05	3.3E-06	6.05E-04	2.02E-09	0.08	4.71E-02	7.83E-12	1.0E+06	7.8E-06
65	0.26071	1.47E-05	3.8E-06	6.05E-04	2.31E-09	0.08	4.71E-02	8.96E-12	1.0E+06	9.0E-06
66	1.01211	1.47E-05	1.5E-05	6.05E-04	8.98E-09	0.08	4.71E-02	3.48E-11	1.0E+06	3.5E-05
67	0.8335	1.47E-05	1.2E-05	6.05E-04	7.39E-09	0.08	4.71E-02	2.86E-11	1.0E+06	2.9E-05
68	0.12834	1.47E-05	1.9E-06	6.05E-04	1.14E-09	0.08	4.71E-02	4.41E-12	1.0E+06	4.4E-06
69	0.10493	1.47E-05	1.5E-06	6.05E-04	9.31E-10	0.08	4.71E-02	3.61E-12	1.0E+06	3.6E-06
70	0.09134	1.47E-05	1.3E-06	6.05E-04	8.10E-10	0.08	4.71E-02	3.14E-12	1.0E+06	3.1E-06
71	0.0831	1.47E-05	1.2E-06	6.05E-04	7.37E-10	0.08	4.71E-02	2.86E-12	1.0E+06	2.9E-06
72	1.18101	1.47E-05	1.7E-05	6.05E-04	1.05E-08	0.08	4.71E-02	4.06E-11	1.0E+06	4.1E-05
73	0.95471	1.47E-05	1.4E-05	6.05E-04	8.47E-09	0.08	4.71E-02	3.28E-11	1.0E+06	3.3E-05
74	0.16012	1.47E-05	2.3E-06	6.05E-04	1.42E-09	0.08	4.71E-02	5.50E-12	1.0E+06	5.5E-06
75	0.13616	1.47E-05	2.0E-06	6.05E-04	1.21E-09	0.08	4.71E-02	4.68E-12	1.0E+06	4.7E-06
76	0.11261	1.47E-05	1.7E-06	6.05E-04	9.99E-10	0.08	4.71E-02	3.87E-12	1.0E+06	3.9E-06
77	0.09787	1.47E-05	1.4E-06	6.05E-04	8.68E-10	0.08	4.71E-02	3.36E-12	1.0E+06	3.4E-06
78	0.09175	1.47E-05	1.3E-06	6.05E-04	8.14E-10	0.08	4.71E-02	3.15E-12	1.0E+06	3.2E-06
79	1.41082	1.47E-05	2.1E-05	6.05E-04	1.25E-08	0.08	4.71E-02	4.85E-11	1.0E+06	4.8E-05
80	1.11586	1.47E-05	1.6E-05	6.05E-04	9.90E-09	0.08	4.71E-02	3.83E-11	1.0E+06	3.8E-05
81	0.16124	1.47E-05	2.4E-06	6.05E-04	1.43E-09	0.08	4.71E-02	5.54E-12	1.0E+06	5.5E-06
82	0.14458	1.47E-05	2.1E-06	6.05E-04	1.28E-09	0.08	4.71E-02	4.97E-12	1.0E+06	5.0E-06
83	0.13346	1.47E-05	2.0E-06	6.05E-04	1.18E-09	0.08	4.71E-02	4.59E-12	1.0E+06	4.6E-06
84	0.12969	1.47E-05	1.9E-06	6.05E-04	1.15E-09	0.08	4.71E-02	4.46E-12	1.0E+06	4.5E-06
85	0.11177	1.47E-05	1.6E-06	6.05E-04	9.91E-10	0.08	4.71E-02	3.84E-12	1.0E+06	3.8E-06
86	1.73854	1.47E-05	2.5E-05	6.05E-04	1.54E-08	0.08	4.71E-02	5.97E-11	1.0E+06	6.0E-05
87	1.29237	1.47E-05	1.9E-05	6.05E-04	1.15E-08	0.08	4.71E-02	4.44E-11	1.0E+06	4.4E-05
88	0.15899	1.47E-05	2.3E-06	6.05E-04	1.41E-09	0.08	4.71E-02	5.46E-12	1.0E+06	5.5E-06
89	15.57642	1.47E-05	2.3E-04	6.05E-04	1.38E-07	0.08	4.71E-02	5.35E-10	1.0E+06	5.4E-04
90	11.44535	1.47E-05	1.7E-04	6.05E-04	1.02E-07	0.08	4.71E-02	3.93E-10	1.0E+06	3.9E-04
91	18.20645	1.47E-05	2.7E-04	6.05E-04	1.61E-07	0.08	4.71E-02	6.26E-10	1.0E+06	6.3E-04
92	11.18143	1.47E-05	1.6E-04	6.05E-04	9.92E-08	0.08	4.71E-02	3.84E-10	1.0E+06	3.8E-04
93	20.95114	1.47E-05	3.1E-04	6.05E-04	1.86E-07	0.08	4.71E-02	7.20E-10	1.0E+06	7.2E-04

Ventura Ranch

P2 (off) - Grading Haul or Vendor Risk

							Cancer Risk from 2 to 16 years			
Receptor #	Conc	g/sec	Cair	Dose Constant	Dose	ED	Risk Constant	Risk	Constant 2	Risk/ Million
94	13.01504	1.47E-05	1.9E-04	6.05E-04	1.15E-07	0.08	4.71E-02	4.47E-10	1.0E+06	4.5E-04
95	9.07432	1.47E-05	1.3E-04	6.05E-04	8.05E-08	0.08	4.71E-02	3.12E-10	1.0E+06	3.1E-04
96	6.64905	1.47E-05	9.7E-05	6.05E-04	5.90E-08	0.08	4.71E-02	2.29E-10	1.0E+06	2.3E-04
97	4.99337	1.47E-05	7.3E-05	6.05E-04	4.43E-08	0.08	4.71E-02	1.72E-10	1.0E+06	1.7E-04
98	3.88847	1.47E-05	5.7E-05	6.05E-04	3.45E-08	0.08	4.71E-02	1.34E-10	1.0E+06	1.3E-04
99	13.73986	1.47E-05	2.0E-04	6.05E-04	1.22E-07	0.08	4.71E-02	4.72E-10	1.0E+06	4.7E-04
100	9.8886	1.47E-05	1.4E-04	6.05E-04	8.77E-08	0.08	4.71E-02	3.40E-10	1.0E+06	3.4E-04
101	7.48414	1.47E-05	1.1E-04	6.05E-04	6.64E-08	0.08	4.71E-02	2.57E-10	1.0E+06	2.6E-04
102	5.78575	1.47E-05	8.5E-05	6.05E-04	5.13E-08	0.08	4.71E-02	1.99E-10	1.0E+06	2.0E-04
103	4.54733	1.47E-05	6.7E-05	6.05E-04	4.03E-08	0.08	4.71E-02	1.56E-10	1.0E+06	1.6E-04
104	3.59595	1.47E-05	5.3E-05	6.05E-04	3.19E-08	0.08	4.71E-02	1.24E-10	1.0E+06	1.2E-04
105	2.88391	1.47E-05	4.2E-05	6.05E-04	2.56E-08	0.08	4.71E-02	9.91E-11	1.0E+06	9.9E-05
106	2.36163	1.47E-05	3.5E-05	6.05E-04	2.09E-08	0.08	4.71E-02	8.12E-11	1.0E+06	8.1E-05
107	1.97939	1.47E-05	2.9E-05	6.05E-04	1.76E-08	0.08	4.71E-02	6.80E-11	1.0E+06	6.8E-05
108	1.68254	1.47E-05	2.5E-05	6.05E-04	1.49E-08	0.08	4.71E-02	5.78E-11	1.0E+06	5.8E-05
109	10.18663	1.47E-05	1.5E-04	6.05E-04	9.03E-08	0.08	4.71E-02	3.50E-10	1.0E+06	3.5E-04
110	7.89632	1.47E-05	1.2E-04	6.05E-04	7.00E-08	0.08	4.71E-02	2.71E-10	1.0E+06	2.7E-04
111	6.24097	1.47E-05	9.1E-05	6.05E-04	5.54E-08	0.08	4.71E-02	2.14E-10	1.0E+06	2.1E-04
112	4.87072	1.47E-05	7.1E-05	6.05E-04	4.32E-08	0.08	4.71E-02	1.67E-10	1.0E+06	1.7E-04
113	3.98433	1.47E-05	5.8E-05	6.05E-04	3.53E-08	0.08	4.71E-02	1.37E-10	1.0E+06	1.4E-04
114	3.32243	1.47E-05	4.9E-05	6.05E-04	2.95E-08	0.08	4.71E-02	1.14E-10	1.0E+06	1.1E-04
115	2.73196	1.47E-05	4.0E-05	6.05E-04	2.42E-08	0.08	4.71E-02	9.39E-11	1.0E+06	9.4E-05
116	2.28217	1.47E-05	3.3E-05	6.05E-04	2.02E-08	0.08	4.71E-02	7.84E-11	1.0E+06	7.8E-05
117	1.93216	1.47E-05	2.8E-05	6.05E-04	1.71E-08	0.08	4.71E-02	6.64E-11	1.0E+06	6.6E-05
118	1.64379	1.47E-05	2.4E-05	6.05E-04	1.46E-08	0.08	4.71E-02	5.65E-11	1.0E+06	5.6E-05
119	1.40249	1.47E-05	2.1E-05	6.05E-04	1.24E-08	0.08	4.71E-02	4.82E-11	1.0E+06	4.8E-05
120	1.20465	1.47E-05	1.8E-05	6.05E-04	1.07E-08	0.08	4.71E-02	4.14E-11	1.0E+06	4.1E-05
121	1.04736	1.47E-05	1.5E-05	6.05E-04	9.29E-09	0.08	4.71E-02	3.60E-11	1.0E+06	3.6E-05
122	0.90873	1.47E-05	1.3E-05	6.05E-04	8.06E-09	0.08	4.71E-02	3.12E-11	1.0E+06	3.1E-05
123	8.06251	1.47E-05	1.2E-04	6.05E-04	7.15E-08	0.08	4.71E-02	2.77E-10	1.0E+06	2.8E-04
124	6.51863	1.47E-05	9.6E-05	6.05E-04	5.78E-08	0.08	4.71E-02	2.24E-10	1.0E+06	2.2E-04

Ventura Ranch

P2 (off) - Grading Haul or Vendor Risk

		Cancer Risk from 2 to 16 years								
Receptor #	Conc	g/sec	Cair	Dose Constant	Dose	ED	Risk Constant	Risk	Constant 2	Risk/ Million
125	5.30279	1.47E-05	7.8E-05	6.05E-04	4.70E-08	0.08	4.71E-02	1.82E-10	1.0E+06	1.8E-04
126	4.14953	1.47E-05	6.1E-05	6.05E-04	3.68E-08	0.08	4.71E-02	1.43E-10	1.0E+06	1.4E-04
127	3.52466	1.47E-05	5.2E-05	6.05E-04	3.13E-08	0.08	4.71E-02	1.21E-10	1.0E+06	1.2E-04
128	3.00801	1.47E-05	4.4E-05	6.05E-04	2.67E-08	0.08	4.71E-02	1.03E-10	1.0E+06	1.0E-04
129	2.42478	1.47E-05	3.6E-05	6.05E-04	2.15E-08	0.08	4.71E-02	8.33E-11	1.0E+06	8.3E-05
130	2.08531	1.47E-05	3.1E-05	6.05E-04	1.85E-08	0.08	4.71E-02	7.17E-11	1.0E+06	7.2E-05
131	1.82868	1.47E-05	2.7E-05	6.05E-04	1.62E-08	0.08	4.71E-02	6.28E-11	1.0E+06	6.3E-05
132	1.5757	1.47E-05	2.3E-05	6.05E-04	1.40E-08	0.08	4.71E-02	5.42E-11	1.0E+06	5.4E-05
133	1.37384	1.47E-05	2.0E-05	6.05E-04	1.22E-08	0.08	4.71E-02	4.72E-11	1.0E+06	4.7E-05
134	1.21308	1.47E-05	1.8E-05	6.05E-04	1.08E-08	0.08	4.71E-02	4.17E-11	1.0E+06	4.2E-05
135	1.06348	1.47E-05	1.6E-05	6.05E-04	9.43E-09	0.08	4.71E-02	3.65E-11	1.0E+06	3.7E-05
136	0.93164	1.47E-05	1.4E-05	6.05E-04	8.26E-09	0.08	4.71E-02	3.20E-11	1.0E+06	3.2E-05
137	0.82157	1.47E-05	1.2E-05	6.05E-04	7.29E-09	0.08	4.71E-02	2.82E-11	1.0E+06	2.8E-05
138	0.71713	1.47E-05	1.1E-05	6.05E-04	6.36E-09	0.08	4.71E-02	2.46E-11	1.0E+06	2.5E-05
139	6.61237	1.47E-05	9.7E-05	6.05E-04	5.86E-08	0.08	4.71E-02	2.27E-10	1.0E+06	2.3E-04
140	5.52987	1.47E-05	8.1E-05	6.05E-04	4.90E-08	0.08	4.71E-02	1.90E-10	1.0E+06	1.9E-04
141	4.58597	1.47E-05	6.7E-05	6.05E-04	4.07E-08	0.08	4.71E-02	1.58E-10	1.0E+06	1.6E-04
142	3.61614	1.47E-05	5.3E-05	6.05E-04	3.21E-08	0.08	4.71E-02	1.24E-10	1.0E+06	1.2E-04
143	3.15758	1.47E-05	4.6E-05	6.05E-04	2.80E-08	0.08	4.71E-02	1.09E-10	1.0E+06	1.1E-04
144	2.71604	1.47E-05	4.0E-05	6.05E-04	2.41E-08	0.08	4.71E-02	9.33E-11	1.0E+06	9.3E-05
145	2.20625	1.47E-05	3.2E-05	6.05E-04	1.96E-08	0.08	4.71E-02	7.58E-11	1.0E+06	7.6E-05
146	1.93656	1.47E-05	2.8E-05	6.05E-04	1.72E-08	0.08	4.71E-02	6.66E-11	1.0E+06	6.7E-05
147	1.71451	1.47E-05	2.5E-05	6.05E-04	1.52E-08	0.08	4.71E-02	5.89E-11	1.0E+06	5.9E-05
148	1.46985	1.47E-05	2.2E-05	6.05E-04	1.30E-08	0.08	4.71E-02	5.05E-11	1.0E+06	5.1E-05
149	1.29854	1.47E-05	1.9E-05	6.05E-04	1.15E-08	0.08	4.71E-02	4.46E-11	1.0E+06	4.5E-05
150	1.17389	1.47E-05	1.7E-05	6.05E-04	1.04E-08	0.08	4.71E-02	4.03E-11	1.0E+06	4.0E-05
151	1.03333	1.47E-05	1.5E-05	6.05E-04	9.17E-09	0.08	4.71E-02	3.55E-11	1.0E+06	3.6E-05
152	0.90876	1.47E-05	1.3E-05	6.05E-04	8.06E-09	0.08	4.71E-02	3.12E-11	1.0E+06	3.1E-05
153	0.82556	1.47E-05	1.2E-05	6.05E-04	7.32E-09	0.08	4.71E-02	2.84E-11	1.0E+06	2.8E-05
154	0.73055	1.47E-05	1.1E-05	6.05E-04	6.48E-09	0.08	4.71E-02	2.51E-11	1.0E+06	2.5E-05
155	5.61883	1.47E-05	8.2E-05	6.05E-04	4.98E-08	0.08	4.71E-02	1.93E-10	1.0E+06	1.9E-04

Ventura Ranch

P2 (off) - Grading Haul or Vendor Risk

		Cancer Risk from 2 to 16 years								
Receptor #	Conc	g/sec	Cair	Dose Constant	Dose	ED	Risk Constant	Risk	Constant 2	Risk/ Million
156	4.79418	1.47E-05	7.0E-05	6.05E-04	4.25E-08	0.08	4.71E-02	1.65E-10	1.0E+06	1.6E-04
157	4.02371	1.47E-05	5.9E-05	6.05E-04	3.57E-08	0.08	4.71E-02	1.38E-10	1.0E+06	1.4E-04
158	3.19956	1.47E-05	4.7E-05	6.05E-04	2.84E-08	0.08	4.71E-02	1.10E-10	1.0E+06	1.1E-04
159	2.83648	1.47E-05	4.2E-05	6.05E-04	2.52E-08	0.08	4.71E-02	9.75E-11	1.0E+06	9.7E-05
160	2.46405	1.47E-05	3.6E-05	6.05E-04	2.19E-08	0.08	4.71E-02	8.47E-11	1.0E+06	8.5E-05
161	2.02437	1.47E-05	3.0E-05	6.05E-04	1.80E-08	0.08	4.71E-02	6.96E-11	1.0E+06	7.0E-05
162	1.79538	1.47E-05	2.6E-05	6.05E-04	1.59E-08	0.08	4.71E-02	6.17E-11	1.0E+06	6.2E-05
163	1.60527	1.47E-05	2.4E-05	6.05E-04	1.42E-08	0.08	4.71E-02	5.52E-11	1.0E+06	5.5E-05
164	1.38759	1.47E-05	2.0E-05	6.05E-04	1.23E-08	0.08	4.71E-02	4.77E-11	1.0E+06	4.8E-05
165	1.23382	1.47E-05	1.8E-05	6.05E-04	1.09E-08	0.08	4.71E-02	4.24E-11	1.0E+06	4.2E-05
166	1.12484	1.47E-05	1.6E-05	6.05E-04	9.98E-09	0.08	4.71E-02	3.87E-11	1.0E+06	3.9E-05
167	0.99751	1.47E-05	1.5E-05	6.05E-04	8.85E-09	0.08	4.71E-02	3.43E-11	1.0E+06	3.4E-05
168	0.87538	1.47E-05	1.3E-05	6.05E-04	7.76E-09	0.08	4.71E-02	3.01E-11	1.0E+06	3.0E-05
169	0.80333	1.47E-05	1.2E-05	6.05E-04	7.13E-09	0.08	4.71E-02	2.76E-11	1.0E+06	2.8E-05
170	0.71866	1.47E-05	1.1E-05	6.05E-04	6.37E-09	0.08	4.71E-02	2.47E-11	1.0E+06	2.5E-05
171	4.89369	1.47E-05	7.2E-05	6.05E-04	4.34E-08	0.08	4.71E-02	1.68E-10	1.0E+06	1.7E-04
172	4.23822	1.47E-05	6.2E-05	6.05E-04	3.76E-08	0.08	4.71E-02	1.46E-10	1.0E+06	1.5E-04
173	3.5815	1.47E-05	5.2E-05	6.05E-04	3.18E-08	0.08	4.71E-02	1.23E-10	1.0E+06	1.2E-04
174	2.8665	1.47E-05	4.2E-05	6.05E-04	2.54E-08	0.08	4.71E-02	9.85E-11	1.0E+06	9.9E-05
175	2.55401	1.47E-05	3.7E-05	6.05E-04	2.27E-08	0.08	4.71E-02	8.78E-11	1.0E+06	8.8E-05
176	2.2436	1.47E-05	3.3E-05	6.05E-04	1.99E-08	0.08	4.71E-02	7.71E-11	1.0E+06	7.7E-05
177	1.86418	1.47E-05	2.7E-05	6.05E-04	1.65E-08	0.08	4.71E-02	6.41E-11	1.0E+06	6.4E-05
178	1.66048	1.47E-05	2.4E-05	6.05E-04	1.47E-08	0.08	4.71E-02	5.71E-11	1.0E+06	5.7E-05
179	1.49454	1.47E-05	2.2E-05	6.05E-04	1.33E-08	0.08	4.71E-02	5.14E-11	1.0E+06	5.1E-05
180	1.30111	1.47E-05	1.9E-05	6.05E-04	1.15E-08	0.08	4.71E-02	4.47E-11	1.0E+06	4.5E-05
181	1.15995	1.47E-05	1.7E-05	6.05E-04	1.03E-08	0.08	4.71E-02	3.99E-11	1.0E+06	4.0E-05
182	1.06517	1.47E-05	1.6E-05	6.05E-04	9.45E-09	0.08	4.71E-02	3.66E-11	1.0E+06	3.7E-05
183	0.95092	1.47E-05	1.4E-05	6.05E-04	8.43E-09	0.08	4.71E-02	3.27E-11	1.0E+06	3.3E-05
184	0.8363	1.47E-05	1.2E-05	6.05E-04	7.42E-09	0.08	4.71E-02	2.87E-11	1.0E+06	2.9E-05
185	0.77225	1.47E-05	1.1E-05	6.05E-04	6.85E-09	0.08	4.71E-02	2.65E-11	1.0E+06	2.7E-05
186	0.69601	1.47E-05	1.0E-05	6.05E-04	6.17E-09	0.08	4.71E-02	2.39E-11	1.0E+06	2.4E-05

Ventura Ranch

P2 (off) - Grading Haul or Vendor Risk

		Cancer Risk from 2 to 16 years								
Receptor #	Conc	g/sec	Cair	Dose Constant	Dose	ED	Risk Constant	Risk	Constant 2	Risk/ Million
187	4.36778	1.47E-05	6.4E-05	6.05E-04	3.87E-08	0.08	4.71E-02	1.50E-10	1.0E+06	1.5E-04
188	3.80089	1.47E-05	5.6E-05	6.05E-04	3.37E-08	0.08	4.71E-02	1.31E-10	1.0E+06	1.3E-04
189	3.22347	1.47E-05	4.7E-05	6.05E-04	2.86E-08	0.08	4.71E-02	1.11E-10	1.0E+06	1.1E-04
190	2.5863	1.47E-05	3.8E-05	6.05E-04	2.29E-08	0.08	4.71E-02	8.89E-11	1.0E+06	8.9E-05
191	2.31388	1.47E-05	3.4E-05	6.05E-04	2.05E-08	0.08	4.71E-02	7.95E-11	1.0E+06	8.0E-05
192	2.05249	1.47E-05	3.0E-05	6.05E-04	1.82E-08	0.08	4.71E-02	7.05E-11	1.0E+06	7.1E-05
193	1.71095	1.47E-05	2.5E-05	6.05E-04	1.52E-08	0.08	4.71E-02	5.88E-11	1.0E+06	5.9E-05
194	1.53079	1.47E-05	2.2E-05	6.05E-04	1.36E-08	0.08	4.71E-02	5.26E-11	1.0E+06	5.3E-05
195	1.38985	1.47E-05	2.0E-05	6.05E-04	1.23E-08	0.08	4.71E-02	4.78E-11	1.0E+06	4.8E-05
196	1.21992	1.47E-05	1.8E-05	6.05E-04	1.08E-08	0.08	4.71E-02	4.19E-11	1.0E+06	4.2E-05
197	1.09269	1.47E-05	1.6E-05	6.05E-04	9.69E-09	0.08	4.71E-02	3.76E-11	1.0E+06	3.8E-05
198	1.00881	1.47E-05	1.5E-05	6.05E-04	8.95E-09	0.08	4.71E-02	3.47E-11	1.0E+06	3.5E-05
199	0.90597	1.47E-05	1.3E-05	6.05E-04	8.04E-09	0.08	4.71E-02	3.11E-11	1.0E+06	3.1E-05
200	0.79278	1.47E-05	1.2E-05	6.05E-04	7.03E-09	0.08	4.71E-02	2.72E-11	1.0E+06	2.7E-05
201	0.73859	1.47E-05	1.1E-05	6.05E-04	6.55E-09	0.08	4.71E-02	2.54E-11	1.0E+06	2.5E-05
202	0.67144	1.47E-05	9.8E-06	6.05E-04	5.96E-09	0.08	4.71E-02	2.31E-11	1.0E+06	2.3E-05
203	3.9794	1.47E-05	5.8E-05	6.05E-04	3.53E-08	0.08	4.71E-02	1.37E-10	1.0E+06	1.4E-04
204	3.46719	1.47E-05	5.1E-05	6.05E-04	3.08E-08	0.08	4.71E-02	1.19E-10	1.0E+06	1.2E-04
205	2.95601	1.47E-05	4.3E-05	6.05E-04	2.62E-08	0.08	4.71E-02	1.02E-10	1.0E+06	1.0E-04
206	2.37539	1.47E-05	3.5E-05	6.05E-04	2.11E-08	0.08	4.71E-02	8.16E-11	1.0E+06	8.2E-05
207	2.11394	1.47E-05	3.1E-05	6.05E-04	1.87E-08	0.08	4.71E-02	7.26E-11	1.0E+06	7.3E-05
208	1.88754	1.47E-05	2.8E-05	6.05E-04	1.67E-08	0.08	4.71E-02	6.49E-11	1.0E+06	6.5E-05
209	1.58052	1.47E-05	2.3E-05	6.05E-04	1.40E-08	0.08	4.71E-02	5.43E-11	1.0E+06	5.4E-05
210	1.41196	1.47E-05	2.1E-05	6.05E-04	1.25E-08	0.08	4.71E-02	4.85E-11	1.0E+06	4.9E-05
211	1.28783	1.47E-05	1.9E-05	6.05E-04	1.14E-08	0.08	4.71E-02	4.43E-11	1.0E+06	4.4E-05
212	1.14851	1.47E-05	1.7E-05	6.05E-04	1.02E-08	0.08	4.71E-02	3.95E-11	1.0E+06	3.9E-05
213	1.03851	1.47E-05	1.5E-05	6.05E-04	9.21E-09	0.08	4.71E-02	3.57E-11	1.0E+06	3.6E-05
214	0.96226	1.47E-05	1.4E-05	6.05E-04	8.53E-09	0.08	4.71E-02	3.31E-11	1.0E+06	3.3E-05
215	0.86395	1.47E-05	1.3E-05	6.05E-04	7.66E-09	0.08	4.71E-02	2.97E-11	1.0E+06	3.0E-05
216	0.7513	1.47E-05	1.1E-05	6.05E-04	6.66E-09	0.08	4.71E-02	2.58E-11	1.0E+06	2.6E-05
217	0.70358	1.47E-05	1.0E-05	6.05E-04	6.24E-09	0.08	4.71E-02	2.42E-11	1.0E+06	2.4E-05

Ventura Ranch

P2 (off) - Grading Haul or Vendor Risk

						Cancer Risk from 2 to 16 years				
Receptor #	Conc	g/sec	Cair	Dose Constant	Dose	ED	Risk Constant	Risk	Constant 2	Risk/ Million
218	0.64811	1.47E-05	9.5E-06	6.05E-04	5.75E-09	0.08	4.71E-02	2.23E-11	1.0E+06	2.2E-05
219	3.66138	1.47E-05	5.4E-05	6.05E-04	3.25E-08	0.08	4.71E-02	1.26E-10	1.0E+06	1.3E-04
220	3.20101	1.47E-05	4.7E-05	6.05E-04	2.84E-08	0.08	4.71E-02	1.10E-10	1.0E+06	1.1E-04
221	2.73219	1.47E-05	4.0E-05	6.05E-04	2.42E-08	0.08	4.71E-02	9.39E-11	1.0E+06	9.4E-05
222	2.20339	1.47E-05	3.2E-05	6.05E-04	1.95E-08	0.08	4.71E-02	7.57E-11	1.0E+06	7.6E-05
223	1.94883	1.47E-05	2.9E-05	6.05E-04	1.73E-08	0.08	4.71E-02	6.70E-11	1.0E+06	6.7E-05
224	1.73834	1.47E-05	2.5E-05	6.05E-04	1.54E-08	0.08	4.71E-02	5.97E-11	1.0E+06	6.0E-05
225	1.48285	1.47E-05	2.2E-05	6.05E-04	1.32E-08	0.08	4.71E-02	5.10E-11	1.0E+06	5.1E-05
226	1.30979	1.47E-05	1.9E-05	6.05E-04	1.16E-08	0.08	4.71E-02	4.50E-11	1.0E+06	4.5E-05
227	1.1994	1.47E-05	1.8E-05	6.05E-04	1.06E-08	0.08	4.71E-02	4.12E-11	1.0E+06	4.1E-05
228	1.08286	1.47E-05	1.6E-05	6.05E-04	9.60E-09	0.08	4.71E-02	3.72E-11	1.0E+06	3.7E-05
229	0.99514	1.47E-05	1.5E-05	6.05E-04	8.83E-09	0.08	4.71E-02	3.42E-11	1.0E+06	3.4E-05
230	0.91976	1.47E-05	1.3E-05	6.05E-04	8.16E-09	0.08	4.71E-02	3.16E-11	1.0E+06	3.2E-05
231	0.80234	1.47E-05	1.2E-05	6.05E-04	7.12E-09	0.08	4.71E-02	2.76E-11	1.0E+06	2.8E-05
232	0.71245	1.47E-05	1.0E-05	6.05E-04	6.32E-09	0.08	4.71E-02	2.45E-11	1.0E+06	2.4E-05
233	0.67073	1.47E-05	9.8E-06	6.05E-04	5.95E-09	0.08	4.71E-02	2.31E-11	1.0E+06	2.3E-05
234	0.62035	1.47E-05	9.1E-06	6.05E-04	5.50E-09	0.08	4.71E-02	2.13E-11	1.0E+06	2.1E-05
235	3.39092	1.47E-05	5.0E-05	6.05E-04	3.01E-08	0.08	4.71E-02	1.17E-10	1.0E+06	1.2E-04
236	2.97217	1.47E-05	4.4E-05	6.05E-04	2.64E-08	0.08	4.71E-02	1.02E-10	1.0E+06	1.0E-04
237	2.54207	1.47E-05	3.7E-05	6.05E-04	2.25E-08	0.08	4.71E-02	8.74E-11	1.0E+06	8.7E-05
238	2.07519	1.47E-05	3.0E-05	6.05E-04	1.84E-08	0.08	4.71E-02	7.13E-11	1.0E+06	7.1E-05
239	1.80708	1.47E-05	2.6E-05	6.05E-04	1.60E-08	0.08	4.71E-02	6.21E-11	1.0E+06	6.2E-05
240	1.62604	1.47E-05	2.4E-05	6.05E-04	1.44E-08	0.08	4.71E-02	5.59E-11	1.0E+06	5.6E-05
241	1.41878	1.47E-05	2.1E-05	6.05E-04	1.26E-08	0.08	4.71E-02	4.88E-11	1.0E+06	4.9E-05
242	1.22129	1.47E-05	1.8E-05	6.05E-04	1.08E-08	0.08	4.71E-02	4.20E-11	1.0E+06	4.2E-05
243	1.12972	1.47E-05	1.7E-05	6.05E-04	1.00E-08	0.08	4.71E-02	3.88E-11	1.0E+06	3.9E-05
244	1.03008	1.47E-05	1.5E-05	6.05E-04	9.14E-09	0.08	4.71E-02	3.54E-11	1.0E+06	3.5E-05
245	0.95441	1.47E-05	1.4E-05	6.05E-04	8.47E-09	0.08	4.71E-02	3.28E-11	1.0E+06	3.3E-05
246	0.88044	1.47E-05	1.3E-05	6.05E-04	7.81E-09	0.08	4.71E-02	3.03E-11	1.0E+06	3.0E-05
247	0.73693	1.47E-05	1.1E-05	6.05E-04	6.54E-09	0.08	4.71E-02	2.53E-11	1.0E+06	2.5E-05
248	0.68162	1.47E-05	1.0E-05	6.05E-04	6.05E-09	0.08	4.71E-02	2.34E-11	1.0E+06	2.3E-05

Ventura Ranch

P2 (off) - Grading Haul or Vendor Risk

						Cancer Risk from 2 to 16 years				
Receptor #	Conc	g/sec	Cair	Dose Constant	Dose	ED	Risk Constant	Risk	Constant 2	Risk/ Million
249	0.63868	1.47E-05	9.4E-06	6.05E-04	5.66E-09	0.08	4.71E-02	2.19E-11	1.0E+06	2.2E-05
250	0.59265	1.47E-05	8.7E-06	6.05E-04	5.26E-09	0.08	4.71E-02	2.04E-11	1.0E+06	2.0E-05
251	3.19575	1.47E-05	4.7E-05	6.05E-04	2.83E-08	0.08	4.71E-02	1.10E-10	1.0E+06	1.1E-04
252	2.76951	1.47E-05	4.1E-05	6.05E-04	2.46E-08	0.08	4.71E-02	9.52E-11	1.0E+06	9.5E-05
253	2.38914	1.47E-05	3.5E-05	6.05E-04	2.12E-08	0.08	4.71E-02	8.21E-11	1.0E+06	8.2E-05
254	2.00279	1.47E-05	2.9E-05	6.05E-04	1.78E-08	0.08	4.71E-02	6.88E-11	1.0E+06	6.9E-05
255	1.68993	1.47E-05	2.5E-05	6.05E-04	1.50E-08	0.08	4.71E-02	5.81E-11	1.0E+06	5.8E-05
256	1.53663	1.47E-05	2.3E-05	6.05E-04	1.36E-08	0.08	4.71E-02	5.28E-11	1.0E+06	5.3E-05
257	1.364	1.47E-05	2.0E-05	6.05E-04	1.21E-08	0.08	4.71E-02	4.69E-11	1.0E+06	4.7E-05
258	1.1574	1.47E-05	1.7E-05	6.05E-04	1.03E-08	0.08	4.71E-02	3.98E-11	1.0E+06	4.0E-05
259	1.06634	1.47E-05	1.6E-05	6.05E-04	9.46E-09	0.08	4.71E-02	3.66E-11	1.0E+06	3.7E-05
260	0.97769	1.47E-05	1.4E-05	6.05E-04	8.67E-09	0.08	4.71E-02	3.36E-11	1.0E+06	3.4E-05
261	0.90503	1.47E-05	1.3E-05	6.05E-04	8.03E-09	0.08	4.71E-02	3.11E-11	1.0E+06	3.1E-05
262	0.84018	1.47E-05	1.2E-05	6.05E-04	7.45E-09	0.08	4.71E-02	2.89E-11	1.0E+06	2.9E-05
263	0.7006	1.47E-05	1.0E-05	6.05E-04	6.21E-09	0.08	4.71E-02	2.41E-11	1.0E+06	2.4E-05
264	0.6597	1.47E-05	9.7E-06	6.05E-04	5.85E-09	0.08	4.71E-02	2.27E-11	1.0E+06	2.3E-05
265	0.60324	1.47E-05	8.8E-06	6.05E-04	5.35E-09	0.08	4.71E-02	2.07E-11	1.0E+06	2.1E-05
266	0.55813	1.47E-05	8.2E-06	6.05E-04	4.95E-09	0.08	4.71E-02	1.92E-11	1.0E+06	1.9E-05
267	3.11959	1.47E-05	4.6E-05	6.05E-04	2.77E-08	0.08	4.71E-02	1.07E-10	1.0E+06	1.1E-04
268	2.58145	1.47E-05	3.8E-05	6.05E-04	2.29E-08	0.08	4.71E-02	8.87E-11	1.0E+06	8.9E-05
269	2.26569	1.47E-05	3.3E-05	6.05E-04	2.01E-08	0.08	4.71E-02	7.79E-11	1.0E+06	7.8E-05
270	1.95614	1.47E-05	2.9E-05	6.05E-04	1.73E-08	0.08	4.71E-02	6.72E-11	1.0E+06	6.7E-05
271	1.60196	1.47E-05	2.3E-05	6.05E-04	1.42E-08	0.08	4.71E-02	5.51E-11	1.0E+06	5.5E-05
272	1.45263	1.47E-05	2.1E-05	6.05E-04	1.29E-08	0.08	4.71E-02	4.99E-11	1.0E+06	5.0E-05
273	1.30412	1.47E-05	1.9E-05	6.05E-04	1.16E-08	0.08	4.71E-02	4.48E-11	1.0E+06	4.5E-05
274	1.13089	1.47E-05	1.7E-05	6.05E-04	1.00E-08	0.08	4.71E-02	3.89E-11	1.0E+06	3.9E-05
275	1.00821	1.47E-05	1.5E-05	6.05E-04	8.94E-09	0.08	4.71E-02	3.46E-11	1.0E+06	3.5E-05
276	0.93564	1.47E-05	1.4E-05	6.05E-04	8.30E-09	0.08	4.71E-02	3.22E-11	1.0E+06	3.2E-05
277	0.84125	1.47E-05	1.2E-05	6.05E-04	7.46E-09	0.08	4.71E-02	2.89E-11	1.0E+06	2.9E-05
278	0.75547	1.47E-05	1.1E-05	6.05E-04	6.70E-09	0.08	4.71E-02	2.60E-11	1.0E+06	2.6E-05
279	0.68855	1.47E-05	1.0E-05	6.05E-04	6.11E-09	0.08	4.71E-02	2.37E-11	1.0E+06	2.4E-05

Ventura Ranch

P2 (off) - Grading Haul or Vendor Risk

							Cancer Risk from 2 to 16 years			
Receptor #	Conc	g/sec	Cair	Dose Constant	Dose	ED	Risk Constant	Risk	Constant 2	Risk/ Million
280	0.64515	1.47E-05	9.5E-06	6.05E-04	5.72E-09	0.08	4.71E-02	2.22E-11	1.0E+06	2.2E-05
281	0.5882	1.47E-05	8.6E-06	6.05E-04	5.22E-09	0.08	4.71E-02	2.02E-11	1.0E+06	2.0E-05
282	0.54895	1.47E-05	8.0E-06	6.05E-04	4.87E-09	0.08	4.71E-02	1.89E-11	1.0E+06	1.9E-05
283	3.12407	1.47E-05	4.6E-05	6.05E-04	2.77E-08	0.08	4.71E-02	1.07E-10	1.0E+06	1.1E-04
284	2.44466	1.47E-05	3.6E-05	6.05E-04	2.17E-08	0.08	4.71E-02	8.40E-11	1.0E+06	8.4E-05
285	2.17069	1.47E-05	3.2E-05	6.05E-04	1.93E-08	0.08	4.71E-02	7.46E-11	1.0E+06	7.5E-05
286	1.88906	1.47E-05	2.8E-05	6.05E-04	1.68E-08	0.08	4.71E-02	6.49E-11	1.0E+06	6.5E-05
287	1.56333	1.47E-05	2.3E-05	6.05E-04	1.39E-08	0.08	4.71E-02	5.37E-11	1.0E+06	5.4E-05
288	1.37606	1.47E-05	2.0E-05	6.05E-04	1.22E-08	0.08	4.71E-02	4.73E-11	1.0E+06	4.7E-05
289	1.25716	1.47E-05	1.8E-05	6.05E-04	1.12E-08	0.08	4.71E-02	4.32E-11	1.0E+06	4.3E-05
290	1.11964	1.47E-05	1.6E-05	6.05E-04	9.93E-09	0.08	4.71E-02	3.85E-11	1.0E+06	3.8E-05
291	0.96908	1.47E-05	1.4E-05	6.05E-04	8.60E-09	0.08	4.71E-02	3.33E-11	1.0E+06	3.3E-05
292	0.89906	1.47E-05	1.3E-05	6.05E-04	7.97E-09	0.08	4.71E-02	3.09E-11	1.0E+06	3.1E-05
293	0.81305	1.47E-05	1.2E-05	6.05E-04	7.21E-09	0.08	4.71E-02	2.79E-11	1.0E+06	2.8E-05
294	0.74039	1.47E-05	1.1E-05	6.05E-04	6.57E-09	0.08	4.71E-02	2.54E-11	1.0E+06	2.5E-05
295	0.68021	1.47E-05	1.0E-05	6.05E-04	6.03E-09	0.08	4.71E-02	2.34E-11	1.0E+06	2.3E-05
296	0.63215	1.47E-05	9.3E-06	6.05E-04	5.61E-09	0.08	4.71E-02	2.17E-11	1.0E+06	2.2E-05
297	0.58027	1.47E-05	8.5E-06	6.05E-04	5.15E-09	0.08	4.71E-02	1.99E-11	1.0E+06	2.0E-05
298	0.53761	1.47E-05	7.9E-06	6.05E-04	4.77E-09	0.08	4.71E-02	1.85E-11	1.0E+06	1.8E-05
299	2.3673	1.47E-05	3.5E-05	6.05E-04	2.10E-08	0.08	4.71E-02	8.14E-11	1.0E+06	8.1E-05
300	2.07588	1.47E-05	3.0E-05	6.05E-04	1.84E-08	0.08	4.71E-02	7.13E-11	1.0E+06	7.1E-05
301	1.84684	1.47E-05	2.7E-05	6.05E-04	1.64E-08	0.08	4.71E-02	6.35E-11	1.0E+06	6.3E-05
302	1.60304	1.47E-05	2.3E-05	6.05E-04	1.42E-08	0.08	4.71E-02	5.51E-11	1.0E+06	5.5E-05
303	1.38056	1.47E-05	2.0E-05	6.05E-04	1.22E-08	0.08	4.71E-02	4.74E-11	1.0E+06	4.7E-05
304	1.21221	1.47E-05	1.8E-05	6.05E-04	1.08E-08	0.08	4.71E-02	4.17E-11	1.0E+06	4.2E-05
305	1.07733	1.47E-05	1.6E-05	6.05E-04	9.56E-09	0.08	4.71E-02	3.70E-11	1.0E+06	3.7E-05
306	0.95597	1.47E-05	1.4E-05	6.05E-04	8.48E-09	0.08	4.71E-02	3.29E-11	1.0E+06	3.3E-05
307	0.87173	1.47E-05	1.3E-05	6.05E-04	7.73E-09	0.08	4.71E-02	3.00E-11	1.0E+06	3.0E-05
308	0.79628	1.47E-05	1.2E-05	6.05E-04	7.06E-09	0.08	4.71E-02	2.74E-11	1.0E+06	2.7E-05

Ventura Ranch

P2 (off) - Grading Haul or Vendor Risk

						Cancer Risk from 2 to 16 years				
Receptor #	Conc	g/sec	Cair	Dose Constant	Dose	ED	Risk Constant	Risk	Constant 2	Risk/ Million
309	0.71892	1.47E-05	1.1E-05	6.05E-04	6.38E-09	0.08	4.71E-02	2.47E-11	1.0E+06	2.5E-05
310	0.66416	1.47E-05	9.7E-06	6.05E-04	5.89E-09	0.08	4.71E-02	2.28E-11	1.0E+06	2.3E-05
311	0.62531	1.47E-05	9.2E-06	6.05E-04	5.55E-09	0.08	4.71E-02	2.15E-11	1.0E+06	2.1E-05
312	0.58519	1.47E-05	8.6E-06	6.05E-04	5.19E-09	0.08	4.71E-02	2.01E-11	1.0E+06	2.0E-05
313	0.52414	1.47E-05	7.7E-06	6.05E-04	4.65E-09	0.08	4.71E-02	1.80E-11	1.0E+06	1.8E-05
314	2.42625	1.47E-05	3.6E-05	6.05E-04	2.15E-08	0.08	4.71E-02	8.34E-11	1.0E+06	8.3E-05
315	1.96962	1.47E-05	2.9E-05	6.05E-04	1.75E-08	0.08	4.71E-02	6.77E-11	1.0E+06	6.8E-05
316	1.77895	1.47E-05	2.6E-05	6.05E-04	1.58E-08	0.08	4.71E-02	6.11E-11	1.0E+06	6.1E-05
317	1.55978	1.47E-05	2.3E-05	6.05E-04	1.38E-08	0.08	4.71E-02	5.36E-11	1.0E+06	5.4E-05
318	1.27319	1.47E-05	1.9E-05	6.05E-04	1.13E-08	0.08	4.71E-02	4.38E-11	1.0E+06	4.4E-05
319	1.16767	1.47E-05	1.7E-05	6.05E-04	1.04E-08	0.08	4.71E-02	4.01E-11	1.0E+06	4.0E-05
320	1.05803	1.47E-05	1.6E-05	6.05E-04	9.38E-09	0.08	4.71E-02	3.64E-11	1.0E+06	3.6E-05
321	0.91141	1.47E-05	1.3E-05	6.05E-04	8.08E-09	0.08	4.71E-02	3.13E-11	1.0E+06	3.1E-05
322	0.84743	1.47E-05	1.2E-05	6.05E-04	7.52E-09	0.08	4.71E-02	2.91E-11	1.0E+06	2.9E-05
323	0.7818	1.47E-05	1.1E-05	6.05E-04	6.93E-09	0.08	4.71E-02	2.69E-11	1.0E+06	2.7E-05
324	0.7093	1.47E-05	1.0E-05	6.05E-04	6.29E-09	0.08	4.71E-02	2.44E-11	1.0E+06	2.4E-05
325	0.65216	1.47E-05	9.6E-06	6.05E-04	5.78E-09	0.08	4.71E-02	2.24E-11	1.0E+06	2.2E-05
326	0.61721	1.47E-05	9.0E-06	6.05E-04	5.47E-09	0.08	4.71E-02	2.12E-11	1.0E+06	2.1E-05
327	0.57761	1.47E-05	8.5E-06	6.05E-04	5.12E-09	0.08	4.71E-02	1.99E-11	1.0E+06	2.0E-05
328	0.5113	1.47E-05	7.5E-06	6.05E-04	4.53E-09	0.08	4.71E-02	1.76E-11	1.0E+06	1.8E-05
329	2.4358	1.47E-05	3.6E-05	6.05E-04	2.16E-08	0.08	4.71E-02	8.37E-11	1.0E+06	8.4E-05
330	1.87806	1.47E-05	2.8E-05	6.05E-04	1.67E-08	0.08	4.71E-02	6.45E-11	1.0E+06	6.5E-05
331	1.69884	1.47E-05	2.5E-05	6.05E-04	1.51E-08	0.08	4.71E-02	5.84E-11	1.0E+06	5.8E-05
332	1.50216	1.47E-05	2.2E-05	6.05E-04	1.33E-08	0.08	4.71E-02	5.16E-11	1.0E+06	5.2E-05
333	1.24376	1.47E-05	1.8E-05	6.05E-04	1.10E-08	0.08	4.71E-02	4.27E-11	1.0E+06	4.3E-05
334	1.13765	1.47E-05	1.7E-05	6.05E-04	1.01E-08	0.08	4.71E-02	3.91E-11	1.0E+06	3.9E-05
335	1.04077	1.47E-05	1.5E-05	6.05E-04	9.23E-09	0.08	4.71E-02	3.58E-11	1.0E+06	3.6E-05
336	0.90045	1.47E-05	1.3E-05	6.05E-04	7.99E-09	0.08	4.71E-02	3.09E-11	1.0E+06	3.1E-05
337	0.83257	1.47E-05	1.2E-05	6.05E-04	7.38E-09	0.08	4.71E-02	2.86E-11	1.0E+06	2.9E-05
338	0.77573	1.47E-05	1.1E-05	6.05E-04	6.88E-09	0.08	4.71E-02	2.67E-11	1.0E+06	2.7E-05
339	0.70836	1.47E-05	1.0E-05	6.05E-04	6.28E-09	0.08	4.71E-02	2.43E-11	1.0E+06	2.4E-05

Ventura Ranch

P2 (off) - Grading Haul or Vendor Risk

					Cancer Risk from 2 to 16 years					
Receptor #	Conc	g/sec	Cair	Dose Constant	Dose	ED	Risk Constant	Risk	Constant 2	Risk/ Million
340	0.64247	1.47E-05	9.4E-06	6.05E-04	5.70E-09	0.08	4.71E-02	2.21E-11	1.0E+06	2.2E-05
341	0.60896	1.47E-05	8.9E-06	6.05E-04	5.40E-09	0.08	4.71E-02	2.09E-11	1.0E+06	2.1E-05
342	0.56955	1.47E-05	8.3E-06	6.05E-04	5.05E-09	0.08	4.71E-02	1.96E-11	1.0E+06	2.0E-05
343	0.50006	1.47E-05	7.3E-06	6.05E-04	4.44E-09	0.08	4.71E-02	1.72E-11	1.0E+06	1.7E-05
344	0.4431	1.47E-05	6.5E-06	6.05E-04	3.93E-09	0.08	4.71E-02	1.52E-11	1.0E+06	1.5E-05
345	2.34	1.47E-05	3.4E-05	6.05E-04	2.08E-08	0.08	4.71E-02	8.04E-11	1.0E+06	8.0E-05
346	1.79496	1.47E-05	2.6E-05	6.05E-04	1.59E-08	0.08	4.71E-02	6.17E-11	1.0E+06	6.2E-05
347	1.62381	1.47E-05	2.4E-05	6.05E-04	1.44E-08	0.08	4.71E-02	5.58E-11	1.0E+06	5.6E-05
348	1.44603	1.47E-05	2.1E-05	6.05E-04	1.28E-08	0.08	4.71E-02	4.97E-11	1.0E+06	5.0E-05
349	1.22519	1.47E-05	1.8E-05	6.05E-04	1.09E-08	0.08	4.71E-02	4.21E-11	1.0E+06	4.2E-05
350	1.11205	1.47E-05	1.6E-05	6.05E-04	9.86E-09	0.08	4.71E-02	3.82E-11	1.0E+06	3.8E-05
351	1.0191	1.47E-05	1.5E-05	6.05E-04	9.04E-09	0.08	4.71E-02	3.50E-11	1.0E+06	3.5E-05
352	0.90144	1.47E-05	1.3E-05	6.05E-04	8.00E-09	0.08	4.71E-02	3.10E-11	1.0E+06	3.1E-05
353	0.82225	1.47E-05	1.2E-05	6.05E-04	7.29E-09	0.08	4.71E-02	2.83E-11	1.0E+06	2.8E-05
354	0.76898	1.47E-05	1.1E-05	6.05E-04	6.82E-09	0.08	4.71E-02	2.64E-11	1.0E+06	2.6E-05
355	0.70553	1.47E-05	1.0E-05	6.05E-04	6.26E-09	0.08	4.71E-02	2.42E-11	1.0E+06	2.4E-05
356	0.63303	1.47E-05	9.3E-06	6.05E-04	5.61E-09	0.08	4.71E-02	2.18E-11	1.0E+06	2.2E-05
357	0.60153	1.47E-05	8.8E-06	6.05E-04	5.34E-09	0.08	4.71E-02	2.07E-11	1.0E+06	2.1E-05
358	0.56302	1.47E-05	8.3E-06	6.05E-04	4.99E-09	0.08	4.71E-02	1.93E-11	1.0E+06	1.9E-05
359	0.49987	1.47E-05	7.3E-06	6.05E-04	4.43E-09	0.08	4.71E-02	1.72E-11	1.0E+06	1.7E-05
360	0.43163	1.47E-05	6.3E-06	6.05E-04	3.83E-09	0.08	4.71E-02	1.48E-11	1.0E+06	1.5E-05

Ventura Ranch

P2 (off) - Grading Haul or Vendor Risk

Max Cancer Risk Cancer Risk	
Receptor #	**Total Risk/ Million**
1	9.4E-06
2	8.9E-06
3	8.5E-06
4	8.2E-06
5	7.9E-06
6	7.4E-06
7	7.0E-06
8	6.5E-06
9	6.0E-06
10	5.5E-06
11	5.1E-06
12	4.6E-06
13	4.2E-06
14	3.8E-06
15	3.5E-06
16	3.3E-06
17	2.8E-06
18	2.6E-06
19	2.3E-06
20	2.1E-06
21	1.9E-06
22	7.2E-06
23	6.7E-06
24	6.2E-06
25	5.8E-06
26	5.3E-06
27	4.8E-06
28	4.3E-06
29	4.0E-06
30	3.8E-06
31	3.2E-06

Max	**Receptor #**	
0.001	93	Res

Chronic Non Cancer Risk	
REL	**HI Offroad**
5	8.01E-07
5	7.60E-07
5	7.28E-07
5	6.99E-07
5	6.71E-07
5	6.34E-07
5	5.95E-07
5	5.58E-07
5	5.15E-07
5	4.72E-07
5	4.32E-07
5	3.95E-07
5	3.59E-07
5	3.26E-07
5	3.02E-07
5	2.81E-07
5	2.38E-07
5	2.24E-07
5	1.98E-07
5	1.83E-07
5	1.66E-07
5	6.13E-07
5	5.73E-07
5	5.33E-07
5	4.93E-07
5	4.53E-07
5	4.10E-07
5	3.69E-07
5	3.38E-07
5	3.22E-07
5	2.69E-07

Max	**Receptor #**	
6.142E-05	93	Res

Ventura Ranch

P2 (off) - Grading Haul or Vendor Risk

Max Cancer Risk Cancer Risk		*Chronic Non Cancer Risk*	
Receptor #	Total Risk/ Million	REL	HI Offroad
32	2.4E-06	5	2.06E-07
33	2.4E-06	5	2.01E-07
34	2.4E-06	5	2.05E-07
35	4.5E-06	5	3.87E-07
36	3.9E-06	5	3.35E-07
37	2.1E-05	5	1.76E-06
38	1.8E-05	5	1.53E-06
39	1.6E-05	5	1.35E-06
40	1.4E-05	5	1.21E-06
41	2.3E-05	5	1.94E-06
42	2.0E-05	5	1.67E-06
43	1.7E-05	5	1.46E-06
44	1.5E-05	5	1.31E-06
45	1.4E-05	5	1.19E-06
46	7.9E-06	5	6.71E-07
47	7.3E-06	5	6.22E-07
48	2.2E-05	5	1.84E-06
49	1.9E-05	5	1.60E-06
50	1.7E-05	5	1.41E-06
51	1.5E-05	5	1.29E-06
52	8.3E-06	5	7.07E-07
53	7.6E-06	5	6.51E-07
54	7.1E-06	5	6.09E-07
55	2.1E-05	5	1.76E-06
56	1.8E-05	5	1.55E-06
57	1.6E-05	5	1.40E-06
58	1.5E-05	5	1.29E-06
59	8.7E-06	5	7.45E-07
60	8.1E-06	5	6.88E-07
61	7.5E-06	5	6.40E-07
62	9.2E-06	5	7.85E-07

Ventura Ranch

P2 (off) - Grading Haul or Vendor Risk

Max Cancer Risk Cancer Risk		*Chronic Non Cancer Risk*	
Receptor #	Total Risk/ Million	REL	HI Offroad
63	8.5E-06	5	7.26E-07
64	7.8E-06	5	6.68E-07
65	9.0E-06	5	7.64E-07
66	3.5E-05	5	2.97E-06
67	2.9E-05	5	2.44E-06
68	4.4E-06	5	3.76E-07
69	3.6E-06	5	3.08E-07
70	3.1E-06	5	2.68E-07
71	2.9E-06	5	2.44E-07
72	4.1E-05	5	3.46E-06
73	3.3E-05	5	2.80E-06
74	5.5E-06	5	4.69E-07
75	4.7E-06	5	3.99E-07
76	3.9E-06	5	3.30E-07
77	3.4E-06	5	2.87E-07
78	3.2E-06	5	2.69E-07
79	4.8E-05	5	4.14E-06
80	3.8E-05	5	3.27E-06
81	5.5E-06	5	4.73E-07
82	5.0E-06	5	4.24E-07
83	4.6E-06	5	3.91E-07
84	4.5E-06	5	3.80E-07
85	3.8E-06	5	3.28E-07
86	6.0E-05	5	5.10E-06
87	4.4E-05	5	3.79E-06
88	5.5E-06	5	4.66E-07
89	5.4E-04	5	4.57E-05
90	3.9E-04	5	3.36E-05
91	6.3E-04	5	5.34E-05
92	3.8E-04	5	3.28E-05
93	7.2E-04	5	6.14E-05

Ventura Ranch
P2 (off) - Grading Haul or Vendor Risk

Max Cancer Risk Cancer Risk		*Chronic Non Cancer Risk*	
Receptor #	Total Risk/ Million	REL	HI Offroad
94	4.5E-04	5	3.82E-05
95	3.1E-04	5	2.66E-05
96	2.3E-04	5	1.95E-05
97	1.7E-04	5	1.46E-05
98	1.3E-04	5	1.14E-05
99	4.7E-04	5	4.03E-05
100	3.4E-04	5	2.90E-05
101	2.6E-04	5	2.19E-05
102	2.0E-04	5	1.70E-05
103	1.6E-04	5	1.33E-05
104	1.2E-04	5	1.05E-05
105	9.9E-05	5	8.45E-06
106	8.1E-05	5	6.92E-06
107	6.8E-05	5	5.80E-06
108	5.8E-05	5	4.93E-06
109	3.5E-04	5	2.99E-05
110	2.7E-04	5	2.31E-05
111	2.1E-04	5	1.83E-05
112	1.7E-04	5	1.43E-05
113	1.4E-04	5	1.17E-05
114	1.1E-04	5	9.74E-06
115	9.4E-05	5	8.01E-06
116	7.8E-05	5	6.69E-06
117	6.6E-05	5	5.66E-06
118	5.6E-05	5	4.82E-06
119	4.8E-05	5	4.11E-06
120	4.1E-05	5	3.53E-06
121	3.6E-05	5	3.07E-06
122	3.1E-05	5	2.66E-06
123	2.8E-04	5	2.36E-05
124	2.2E-04	5	1.91E-05

Ventura Ranch

P2 (off) - Grading Haul or Vendor Risk

Max Cancer Risk Cancer Risk		*Chronic Non Cancer Risk*	
Receptor #	Total Risk/ Million	REL	HI Offroad
125	1.8E-04	5	1.55E-05
126	1.4E-04	5	1.22E-05
127	1.2E-04	5	1.03E-05
128	1.0E-04	5	8.82E-06
129	8.3E-05	5	7.11E-06
130	7.2E-05	5	6.11E-06
131	6.3E-05	5	5.36E-06
132	5.4E-05	5	4.62E-06
133	4.7E-05	5	4.03E-06
134	4.2E-05	5	3.56E-06
135	3.7E-05	5	3.12E-06
136	3.2E-05	5	2.73E-06
137	2.8E-05	5	2.41E-06
138	2.5E-05	5	2.10E-06
139	2.3E-04	5	1.94E-05
140	1.9E-04	5	1.62E-05
141	1.6E-04	5	1.34E-05
142	1.2E-04	5	1.06E-05
143	1.1E-04	5	9.26E-06
144	9.3E-05	5	7.96E-06
145	7.6E-05	5	6.47E-06
146	6.7E-05	5	5.68E-06
147	5.9E-05	5	5.03E-06
148	5.1E-05	5	4.31E-06
149	4.5E-05	5	3.81E-06
150	4.0E-05	5	3.44E-06
151	3.6E-05	5	3.03E-06
152	3.1E-05	5	2.66E-06
153	2.8E-05	5	2.42E-06
154	2.5E-05	5	2.14E-06
155	1.9E-04	5	1.65E-05

Ventura Ranch
P2 (off) - Grading Haul or Vendor Risk

Max Cancer Risk Cancer Risk		*Chronic Non Cancer Risk*	
Receptor #	Total Risk/ Million	REL	HI Offroad
156	1.6E-04	5	1.41E-05
157	1.4E-04	5	1.18E-05
158	1.1E-04	5	9.38E-06
159	9.7E-05	5	8.32E-06
160	8.5E-05	5	7.22E-06
161	7.0E-05	5	5.93E-06
162	6.2E-05	5	5.26E-06
163	5.5E-05	5	4.71E-06
164	4.8E-05	5	4.07E-06
165	4.2E-05	5	3.62E-06
166	3.9E-05	5	3.30E-06
167	3.4E-05	5	2.92E-06
168	3.0E-05	5	2.57E-06
169	2.8E-05	5	2.36E-06
170	2.5E-05	5	2.11E-06
171	1.7E-04	5	1.43E-05
172	1.5E-04	5	1.24E-05
173	1.2E-04	5	1.05E-05
174	9.9E-05	5	8.40E-06
175	8.8E-05	5	7.49E-06
176	7.7E-05	5	6.58E-06
177	6.4E-05	5	5.47E-06
178	5.7E-05	5	4.87E-06
179	5.1E-05	5	4.38E-06
180	4.5E-05	5	3.81E-06
181	4.0E-05	5	3.40E-06
182	3.7E-05	5	3.12E-06
183	3.3E-05	5	2.79E-06
184	2.9E-05	5	2.45E-06
185	2.7E-05	5	2.26E-06
186	2.4E-05	5	2.04E-06

Ventura Ranch

P2 (off) - Grading Haul or Vendor Risk

Max Cancer Risk Cancer Risk		*Chronic Non Cancer Risk*	
Receptor #	Total Risk/ Million	REL	HI Offroad
187	1.5E-04	5	1.28E-05
188	1.3E-04	5	1.11E-05
189	1.1E-04	5	9.45E-06
190	8.9E-05	5	7.58E-06
191	8.0E-05	5	6.78E-06
192	7.1E-05	5	6.02E-06
193	5.9E-05	5	5.02E-06
194	5.3E-05	5	4.49E-06
195	4.8E-05	5	4.07E-06
196	4.2E-05	5	3.58E-06
197	3.8E-05	5	3.20E-06
198	3.5E-05	5	2.96E-06
199	3.1E-05	5	2.66E-06
200	2.7E-05	5	2.32E-06
201	2.5E-05	5	2.17E-06
202	2.3E-05	5	1.97E-06
203	1.4E-04	5	1.17E-05
204	1.2E-04	5	1.02E-05
205	1.0E-04	5	8.67E-06
206	8.2E-05	5	6.96E-06
207	7.3E-05	5	6.20E-06
208	6.5E-05	5	5.53E-06
209	5.4E-05	5	4.63E-06
210	4.9E-05	5	4.14E-06
211	4.4E-05	5	3.78E-06
212	3.9E-05	5	3.37E-06
213	3.6E-05	5	3.04E-06
214	3.3E-05	5	2.82E-06
215	3.0E-05	5	2.53E-06
216	2.6E-05	5	2.20E-06
217	2.4E-05	5	2.06E-06

Ventura Ranch
P2 (off) - Grading Haul or Vendor Risk

Max Cancer Risk Cancer Risk		*Chronic Non Cancer Risk*	
Receptor #	Total Risk/ Million	REL	HI Offroad
218	2.2E-05	5	1.90E-06
219	1.3E-04	5	1.07E-05
220	1.1E-04	5	9.38E-06
221	9.4E-05	5	8.01E-06
222	7.6E-05	5	6.46E-06
223	6.7E-05	5	5.71E-06
224	6.0E-05	5	5.10E-06
225	5.1E-05	5	4.35E-06
226	4.5E-05	5	3.84E-06
227	4.1E-05	5	3.52E-06
228	3.7E-05	5	3.17E-06
229	3.4E-05	5	2.92E-06
230	3.2E-05	5	2.70E-06
231	2.8E-05	5	2.35E-06
232	2.4E-05	5	2.09E-06
233	2.3E-05	5	1.97E-06
234	2.1E-05	5	1.82E-06
235	1.2E-04	5	9.94E-06
236	1.0E-04	5	8.71E-06
237	8.7E-05	5	7.45E-06
238	7.1E-05	5	6.08E-06
239	6.2E-05	5	5.30E-06
240	5.6E-05	5	4.77E-06
241	4.9E-05	5	4.16E-06
242	4.2E-05	5	3.58E-06
243	3.9E-05	5	3.31E-06
244	3.5E-05	5	3.02E-06
245	3.3E-05	5	2.80E-06
246	3.0E-05	5	2.58E-06
247	2.5E-05	5	2.16E-06
248	2.3E-05	5	2.00E-06

Ventura Ranch
P2 (off) - Grading Haul or Vendor Risk

Max Cancer Risk Cancer Risk		*Chronic Non Cancer Risk*	
Receptor #	Total Risk/ Million	REL	HI Offroad
249	2.2E-05	5	1.87E-06
250	2.0E-05	5	1.74E-06
251	1.1E-04	5	9.37E-06
252	9.5E-05	5	8.12E-06
253	8.2E-05	5	7.00E-06
254	6.9E-05	5	5.87E-06
255	5.8E-05	5	4.95E-06
256	5.3E-05	5	4.50E-06
257	4.7E-05	5	4.00E-06
258	4.0E-05	5	3.39E-06
259	3.7E-05	5	3.13E-06
260	3.4E-05	5	2.87E-06
261	3.1E-05	5	2.65E-06
262	2.9E-05	5	2.46E-06
263	2.4E-05	5	2.05E-06
264	2.3E-05	5	1.93E-06
265	2.1E-05	5	1.77E-06
266	1.9E-05	5	1.64E-06
267	1.1E-04	5	9.15E-06
268	8.9E-05	5	7.57E-06
269	7.8E-05	5	6.64E-06
270	6.7E-05	5	5.73E-06
271	5.5E-05	5	4.70E-06
272	5.0E-05	5	4.26E-06
273	4.5E-05	5	3.82E-06
274	3.9E-05	5	3.32E-06
275	3.5E-05	5	2.96E-06
276	3.2E-05	5	2.74E-06
277	2.9E-05	5	2.47E-06
278	2.6E-05	5	2.21E-06
279	2.4E-05	5	2.02E-06

Ventura Ranch
P2 (off) - Grading Haul or Vendor Risk

Max Cancer Risk Cancer Risk		*Chronic Non Cancer Risk*	
Receptor #	Total Risk/ Million	REL	HI Offroad
280	2.2E-05	5	1.89E-06
281	2.0E-05	5	1.72E-06
282	1.9E-05	5	1.61E-06
283	1.1E-04	5	9.16E-06
284	8.4E-05	5	7.17E-06
285	7.5E-05	5	6.36E-06
286	6.5E-05	5	5.54E-06
287	5.4E-05	5	4.58E-06
288	4.7E-05	5	4.03E-06
289	4.3E-05	5	3.69E-06
290	3.8E-05	5	3.28E-06
291	3.3E-05	5	2.84E-06
292	3.1E-05	5	2.64E-06
293	2.8E-05	5	2.38E-06
294	2.5E-05	5	2.17E-06
295	2.3E-05	5	1.99E-06
296	2.2E-05	5	1.85E-06
297	2.0E-05	5	1.70E-06
298	1.8E-05	5	1.58E-06
299	8.1E-05	5	6.94E-06
300	7.1E-05	5	6.09E-06
301	6.3E-05	5	5.41E-06
302	5.5E-05	5	4.70E-06
303	4.7E-05	5	4.05E-06
304	4.2E-05	5	3.55E-06
305	3.7E-05	5	3.16E-06
306	3.3E-05	5	2.80E-06
307	3.0E-05	5	2.56E-06
308	2.7E-05	5	2.33E-06

Ventura Ranch
P2 (off) - Grading Haul or Vendor Risk

Max Cancer Risk Cancer Risk		*Chronic Non Cancer Risk*	
Receptor #	Total Risk/ Million	REL	HI Offroad
309	2.5E-05	5	2.11E-06
310	2.3E-05	5	1.95E-06
311	2.1E-05	5	1.83E-06
312	2.0E-05	5	1.72E-06
313	1.8E-05	5	1.54E-06
314	8.3E-05	5	7.11E-06
315	6.8E-05	5	5.77E-06
316	6.1E-05	5	5.22E-06
317	5.4E-05	5	4.57E-06
318	4.4E-05	5	3.73E-06
319	4.0E-05	5	3.42E-06
320	3.6E-05	5	3.10E-06
321	3.1E-05	5	2.67E-06
322	2.9E-05	5	2.48E-06
323	2.7E-05	5	2.29E-06
324	2.4E-05	5	2.08E-06
325	2.2E-05	5	1.91E-06
326	2.1E-05	5	1.81E-06
327	2.0E-05	5	1.69E-06
328	1.8E-05	5	1.50E-06
329	8.4E-05	5	7.14E-06
330	6.5E-05	5	5.51E-06
331	5.8E-05	5	4.98E-06
332	5.2E-05	5	4.40E-06
333	4.3E-05	5	3.65E-06
334	3.9E-05	5	3.34E-06
335	3.6E-05	5	3.05E-06
336	3.1E-05	5	2.64E-06
337	2.9E-05	5	2.44E-06
338	2.7E-05	5	2.27E-06
339	2.4E-05	5	2.08E-06

Ventura Ranch

P2 (off) - Grading Haul or Vendor Risk

Max Cancer Risk Cancer Risk		*Chronic Non Cancer Risk*	
Receptor #	**Total Risk/ Million**	**REL**	**HI Offroad**
340	2.2E-05	5	1.88E-06
341	2.1E-05	5	1.79E-06
342	2.0E-05	5	1.67E-06
343	1.7E-05	5	1.47E-06
344	1.5E-05	5	1.30E-06
345	8.0E-05	5	6.86E-06
346	6.2E-05	5	5.26E-06
347	5.6E-05	5	4.76E-06
348	5.0E-05	5	4.24E-06
349	4.2E-05	5	3.59E-06
350	3.8E-05	5	3.26E-06
351	3.5E-05	5	2.99E-06
352	3.1E-05	5	2.64E-06
353	2.8E-05	5	2.41E-06
354	2.6E-05	5	2.25E-06
355	2.4E-05	5	2.07E-06
356	2.2E-05	5	1.86E-06
357	2.1E-05	5	1.76E-06
358	1.9E-05	5	1.65E-06
359	1.7E-05	5	1.47E-06
360	1.5E-05	5	1.27E-06

Ventura Ranch

P2 (off) - Building Construction

		Cancer Risk from 2 to 16 years								
Receptor #	Conc	g/sec	Cair	Dose Constant	Dose	ED	Risk Constant	Risk	Constant 2	Risk/ Million
1	2.68586	8.82E-04	2.4E-03	6.05E-04	1.43E-06	0.84	4.71E-02	5.65E-08	1.0E+06	5.6E-02
2	2.45281	8.82E-04	2.2E-03	6.05E-04	1.31E-06	0.84	4.71E-02	5.16E-08	1.0E+06	5.2E-02
3	2.18043	8.82E-04	1.9E-03	6.05E-04	1.16E-06	0.84	4.71E-02	4.58E-08	1.0E+06	4.6E-02
4	1.89002	8.82E-04	1.7E-03	6.05E-04	1.01E-06	0.84	4.71E-02	3.97E-08	1.0E+06	4.0E-02
5	1.60078	8.82E-04	1.4E-03	6.05E-04	8.54E-07	0.84	4.71E-02	3.37E-08	1.0E+06	3.4E-02
6	1.32908	8.82E-04	1.2E-03	6.05E-04	7.09E-07	0.84	4.71E-02	2.79E-08	1.0E+06	2.8E-02
7	1.08169	8.82E-04	9.5E-04	6.05E-04	5.77E-07	0.84	4.71E-02	2.27E-08	1.0E+06	2.3E-02
8	0.86967	8.82E-04	7.7E-04	6.05E-04	4.64E-07	0.84	4.71E-02	1.83E-08	1.0E+06	1.8E-02
9	0.69568	8.82E-04	6.1E-04	6.05E-04	3.71E-07	0.84	4.71E-02	1.46E-08	1.0E+06	1.5E-02
10	0.55554	8.82E-04	4.9E-04	6.05E-04	2.96E-07	0.84	4.71E-02	1.17E-08	1.0E+06	1.2E-02
11	0.44341	8.82E-04	3.9E-04	6.05E-04	2.37E-07	0.84	4.71E-02	9.32E-09	1.0E+06	9.3E-03
12	0.35618	8.82E-04	3.1E-04	6.05E-04	1.90E-07	0.84	4.71E-02	7.49E-09	1.0E+06	7.5E-03
13	0.28961	8.82E-04	2.6E-04	6.05E-04	1.55E-07	0.84	4.71E-02	6.09E-09	1.0E+06	6.1E-03
14	0.20911	8.82E-04	1.8E-04	6.05E-04	1.12E-07	0.84	4.71E-02	4.40E-09	1.0E+06	4.4E-03
15	0.17473	8.82E-04	1.5E-04	6.05E-04	9.32E-08	0.84	4.71E-02	3.67E-09	1.0E+06	3.7E-03
16	0.1502	8.82E-04	1.3E-04	6.05E-04	8.02E-08	0.84	4.71E-02	3.16E-09	1.0E+06	3.2E-03
17	0.12412	8.82E-04	1.1E-04	6.05E-04	6.62E-08	0.84	4.71E-02	2.61E-09	1.0E+06	2.6E-03
18	0.11127	8.82E-04	9.8E-05	6.05E-04	5.94E-08	0.84	4.71E-02	2.34E-09	1.0E+06	2.3E-03
19	0.09495	8.82E-04	8.4E-05	6.05E-04	5.07E-08	0.84	4.71E-02	2.00E-09	1.0E+06	2.0E-03
20	0.08464	8.82E-04	7.5E-05	6.05E-04	4.52E-08	0.84	4.71E-02	1.78E-09	1.0E+06	1.8E-03
21	0.07382	8.82E-04	6.5E-05	6.05E-04	3.94E-08	0.84	4.71E-02	1.55E-09	1.0E+06	1.6E-03
22	1.1382	8.82E-04	1.0E-03	6.05E-04	6.07E-07	0.84	4.71E-02	2.39E-08	1.0E+06	2.4E-02
23	0.90394	8.82E-04	8.0E-04	6.05E-04	4.82E-07	0.84	4.71E-02	1.90E-08	1.0E+06	1.9E-02
24	0.71397	8.82E-04	6.3E-04	6.05E-04	3.81E-07	0.84	4.71E-02	1.50E-08	1.0E+06	1.5E-02
25	0.56397	8.82E-04	5.0E-04	6.05E-04	3.01E-07	0.84	4.71E-02	1.19E-08	1.0E+06	1.2E-02
26	0.44679	8.82E-04	3.9E-04	6.05E-04	2.38E-07	0.84	4.71E-02	9.39E-09	1.0E+06	9.4E-03
27	0.35656	8.82E-04	3.1E-04	6.05E-04	1.90E-07	0.84	4.71E-02	7.50E-09	1.0E+06	7.5E-03
28	0.2888	8.82E-04	2.5E-04	6.05E-04	1.54E-07	0.84	4.71E-02	6.07E-09	1.0E+06	6.1E-03
29	0.20967	8.82E-04	1.8E-04	6.05E-04	1.12E-07	0.84	4.71E-02	4.41E-09	1.0E+06	4.4E-03
30	0.17901	8.82E-04	1.6E-04	6.05E-04	9.55E-08	0.84	4.71E-02	3.76E-09	1.0E+06	3.8E-03
31	0.14564	8.82E-04	1.3E-04	6.05E-04	7.77E-08	0.84	4.71E-02	3.06E-09	1.0E+06	3.1E-03

Ventura Ranch

P2 (off) - Building Construction

		Cancer Risk from 2 to 16 years								
Receptor #	Conc	g/sec	Cair	Dose Constant	Dose	ED	Risk Constant	Risk	Constant 2	Risk/ Million
32	0.10804	8.82E-04	9.5E-05	6.05E-04	5.77E-08	0.84	4.71E-02	2.27E-09	1.0E+06	2.3E-03
33	0.10015	8.82E-04	8.8E-05	6.05E-04	5.34E-08	0.84	4.71E-02	2.11E-09	1.0E+06	2.1E-03
34	0.09791	8.82E-04	8.6E-05	6.05E-04	5.23E-08	0.84	4.71E-02	2.06E-09	1.0E+06	2.1E-03
35	0.24116	8.82E-04	2.1E-04	6.05E-04	1.29E-07	0.84	4.71E-02	5.07E-09	1.0E+06	5.1E-03
36	0.1816	8.82E-04	1.6E-04	6.05E-04	9.69E-08	0.84	4.71E-02	3.82E-09	1.0E+06	3.8E-03
37	3.28763	8.82E-04	2.9E-03	6.05E-04	1.75E-06	0.84	4.71E-02	6.91E-08	1.0E+06	6.9E-02
38	3.74805	8.82E-04	3.3E-03	6.05E-04	2.00E-06	0.84	4.71E-02	7.88E-08	1.0E+06	7.9E-02
39	4.09326	8.82E-04	3.6E-03	6.05E-04	2.18E-06	0.84	4.71E-02	8.61E-08	1.0E+06	8.6E-02
40	4.28623	8.82E-04	3.8E-03	6.05E-04	2.29E-06	0.84	4.71E-02	9.01E-08	1.0E+06	9.0E-02
41	3.48902	8.82E-04	3.1E-03	6.05E-04	1.86E-06	0.84	4.71E-02	7.33E-08	1.0E+06	7.3E-02
42	4.0661	8.82E-04	3.6E-03	6.05E-04	2.17E-06	0.84	4.71E-02	8.55E-08	1.0E+06	8.5E-02
43	4.53396	8.82E-04	4.0E-03	6.05E-04	2.42E-06	0.84	4.71E-02	9.53E-08	1.0E+06	9.5E-02
44	4.84596	8.82E-04	4.3E-03	6.05E-04	2.59E-06	0.84	4.71E-02	1.02E-07	1.0E+06	1.0E-01
45	4.94406	8.82E-04	4.4E-03	6.05E-04	2.64E-06	0.84	4.71E-02	1.04E-07	1.0E+06	1.0E-01
46	1.03832	8.82E-04	9.2E-04	6.05E-04	5.54E-07	0.84	4.71E-02	2.18E-08	1.0E+06	2.2E-02
47	0.77671	8.82E-04	6.9E-04	6.05E-04	4.15E-07	0.84	4.71E-02	1.63E-08	1.0E+06	1.6E-02
48	4.39031	8.82E-04	3.9E-03	6.05E-04	2.34E-06	0.84	4.71E-02	9.23E-08	1.0E+06	9.2E-02
49	5.04427	8.82E-04	4.4E-03	6.05E-04	2.69E-06	0.84	4.71E-02	1.06E-07	1.0E+06	1.1E-01
50	5.50611	8.82E-04	4.9E-03	6.05E-04	2.94E-06	0.84	4.71E-02	1.16E-07	1.0E+06	1.2E-01
51	5.65943	8.82E-04	5.0E-03	6.05E-04	3.02E-06	0.84	4.71E-02	1.19E-07	1.0E+06	1.2E-01
52	1.0692	8.82E-04	9.4E-04	6.05E-04	5.71E-07	0.84	4.71E-02	2.25E-08	1.0E+06	2.2E-02
53	0.78889	8.82E-04	7.0E-04	6.05E-04	4.21E-07	0.84	4.71E-02	1.66E-08	1.0E+06	1.7E-02
54	0.59197	8.82E-04	5.2E-04	6.05E-04	3.16E-07	0.84	4.71E-02	1.24E-08	1.0E+06	1.2E-02
55	5.52666	8.82E-04	4.9E-03	6.05E-04	2.95E-06	0.84	4.71E-02	1.16E-07	1.0E+06	1.2E-01
56	6.20812	8.82E-04	5.5E-03	6.05E-04	3.31E-06	0.84	4.71E-02	1.31E-07	1.0E+06	1.3E-01
57	6.50346	8.82E-04	5.7E-03	6.05E-04	3.47E-06	0.84	4.71E-02	1.37E-07	1.0E+06	1.4E-01
58	6.28506	8.82E-04	5.5E-03	6.05E-04	3.35E-06	0.84	4.71E-02	1.32E-07	1.0E+06	1.3E-01
59	1.09892	8.82E-04	9.7E-04	6.05E-04	5.86E-07	0.84	4.71E-02	2.31E-08	1.0E+06	2.3E-02
60	0.79995	8.82E-04	7.1E-04	6.05E-04	4.27E-07	0.84	4.71E-02	1.68E-08	1.0E+06	1.7E-02
61	0.59648	8.82E-04	5.3E-04	6.05E-04	3.18E-07	0.84	4.71E-02	1.25E-08	1.0E+06	1.3E-02
62	1.12768	8.82E-04	9.9E-04	6.05E-04	6.02E-07	0.84	4.71E-02	2.37E-08	1.0E+06	2.4E-02

Ventura Ranch

P2 (off) - Building Construction

							Cancer Risk from 2 to 16 years			
Receptor #	Conc	g/sec	Cair	Dose Constant	Dose	ED	Risk Constant	Risk	Constant 2	Risk/ Million
63	0.81133	8.82E-04	7.2E-04	6.05E-04	4.33E-07	0.84	4.71E-02	1.71E-08	1.0E+06	1.7E-02
64	0.60244	8.82E-04	5.3E-04	6.05E-04	3.21E-07	0.84	4.71E-02	1.27E-08	1.0E+06	1.3E-02
65	0.82505	8.82E-04	7.3E-04	6.05E-04	4.40E-07	0.84	4.71E-02	1.73E-08	1.0E+06	1.7E-02
66	5.64821	8.82E-04	5.0E-03	6.05E-04	3.01E-06	0.84	4.71E-02	1.19E-07	1.0E+06	1.2E-01
67	7.63444	8.82E-04	6.7E-03	6.05E-04	4.07E-06	0.84	4.71E-02	1.60E-07	1.0E+06	1.6E-01
68	0.20696	8.82E-04	1.8E-04	6.05E-04	1.10E-07	0.84	4.71E-02	4.35E-09	1.0E+06	4.4E-03
69	0.17795	8.82E-04	1.6E-04	6.05E-04	9.50E-08	0.84	4.71E-02	3.74E-09	1.0E+06	3.7E-03
70	0.15559	8.82E-04	1.4E-04	6.05E-04	8.30E-08	0.84	4.71E-02	3.27E-09	1.0E+06	3.3E-03
71	0.1398	8.82E-04	1.2E-04	6.05E-04	7.46E-08	0.84	4.71E-02	2.94E-09	1.0E+06	2.9E-03
72	5.8689	8.82E-04	5.2E-03	6.05E-04	3.13E-06	0.84	4.71E-02	1.23E-07	1.0E+06	1.2E-01
73	8.37324	8.82E-04	7.4E-03	6.05E-04	4.47E-06	0.84	4.71E-02	1.76E-07	1.0E+06	1.8E-01
74	0.26002	8.82E-04	2.3E-04	6.05E-04	1.39E-07	0.84	4.71E-02	5.47E-09	1.0E+06	5.5E-03
75	0.22429	8.82E-04	2.0E-04	6.05E-04	1.20E-07	0.84	4.71E-02	4.72E-09	1.0E+06	4.7E-03
76	0.19476	8.82E-04	1.7E-04	6.05E-04	1.04E-07	0.84	4.71E-02	4.09E-09	1.0E+06	4.1E-03
77	0.17103	8.82E-04	1.5E-04	6.05E-04	9.13E-08	0.84	4.71E-02	3.60E-09	1.0E+06	3.6E-03
78	0.15685	8.82E-04	1.4E-04	6.05E-04	8.37E-08	0.84	4.71E-02	3.30E-09	1.0E+06	3.3E-03
79	5.9337	8.82E-04	5.2E-03	6.05E-04	3.17E-06	0.84	4.71E-02	1.25E-07	1.0E+06	1.2E-01
80	9.0117	8.82E-04	7.9E-03	6.05E-04	4.81E-06	0.84	4.71E-02	1.89E-07	1.0E+06	1.9E-01
81	0.27585	8.82E-04	2.4E-04	6.05E-04	1.47E-07	0.84	4.71E-02	5.80E-09	1.0E+06	5.8E-03
82	0.24592	8.82E-04	2.2E-04	6.05E-04	1.31E-07	0.84	4.71E-02	5.17E-09	1.0E+06	5.2E-03
83	0.22239	8.82E-04	2.0E-04	6.05E-04	1.19E-07	0.84	4.71E-02	4.68E-09	1.0E+06	4.7E-03
84	0.20538	8.82E-04	1.8E-04	6.05E-04	1.10E-07	0.84	4.71E-02	4.32E-09	1.0E+06	4.3E-03
85	0.18295	8.82E-04	1.6E-04	6.05E-04	9.76E-08	0.84	4.71E-02	3.85E-09	1.0E+06	3.8E-03
86	5.86979	8.82E-04	5.2E-03	6.05E-04	3.13E-06	0.84	4.71E-02	1.23E-07	1.0E+06	1.2E-01
87	11.29043	8.82E-04	1.0E-02	6.05E-04	6.03E-06	0.84	4.71E-02	2.37E-07	1.0E+06	2.4E-01
88	0.28458	8.82E-04	2.5E-04	6.05E-04	1.52E-07	0.84	4.71E-02	5.98E-09	1.0E+06	6.0E-03
89	1.35694	8.82E-04	1.2E-03	6.05E-04	7.24E-07	0.84	4.71E-02	2.85E-08	1.0E+06	2.9E-02
90	0.89828	8.82E-04	7.9E-04	6.05E-04	4.79E-07	0.84	4.71E-02	1.89E-08	1.0E+06	1.9E-02
91	1.0402	8.82E-04	9.2E-04	6.05E-04	5.55E-07	0.84	4.71E-02	2.19E-08	1.0E+06	2.2E-02
92	1.23184	8.82E-04	1.1E-03	6.05E-04	6.57E-07	0.84	4.71E-02	2.59E-08	1.0E+06	2.6E-02
93	0.71697	8.82E-04	6.3E-04	6.05E-04	3.83E-07	0.84	4.71E-02	1.51E-08	1.0E+06	1.5E-02

Ventura Ranch

P2 (off) - Building Construction

							Cancer Risk from 2 to 16 years			
Receptor #	Conc	g/sec	Cair	Dose Constant	Dose	ED	Risk Constant	Risk	Constant 2	Risk/ Million
94	0.81776	8.82E-04	7.2E-04	6.05E-04	4.36E-07	0.84	4.71E-02	1.72E-08	1.0E+06	1.7E-02
95	0.95496	8.82E-04	8.4E-04	6.05E-04	5.10E-07	0.84	4.71E-02	2.01E-08	1.0E+06	2.0E-02
96	1.17738	8.82E-04	1.0E-03	6.05E-04	6.28E-07	0.84	4.71E-02	2.48E-08	1.0E+06	2.5E-02
97	1.51088	8.82E-04	1.3E-03	6.05E-04	8.06E-07	0.84	4.71E-02	3.18E-08	1.0E+06	3.2E-02
98	1.96239	8.82E-04	1.7E-03	6.05E-04	1.05E-06	0.84	4.71E-02	4.13E-08	1.0E+06	4.1E-02
99	0.57589	8.82E-04	5.1E-04	6.05E-04	3.07E-07	0.84	4.71E-02	1.21E-08	1.0E+06	1.2E-02
100	0.64935	8.82E-04	5.7E-04	6.05E-04	3.47E-07	0.84	4.71E-02	1.37E-08	1.0E+06	1.4E-02
101	0.75015	8.82E-04	6.6E-04	6.05E-04	4.00E-07	0.84	4.71E-02	1.58E-08	1.0E+06	1.6E-02
102	0.90412	8.82E-04	8.0E-04	6.05E-04	4.82E-07	0.84	4.71E-02	1.90E-08	1.0E+06	1.9E-02
103	1.12369	8.82E-04	9.9E-04	6.05E-04	6.00E-07	0.84	4.71E-02	2.36E-08	1.0E+06	2.4E-02
104	1.43944	8.82E-04	1.3E-03	6.05E-04	7.68E-07	0.84	4.71E-02	3.03E-08	1.0E+06	3.0E-02
105	1.89717	8.82E-04	1.7E-03	6.05E-04	1.01E-06	0.84	4.71E-02	3.99E-08	1.0E+06	4.0E-02
106	2.57967	8.82E-04	2.3E-03	6.05E-04	1.38E-06	0.84	4.71E-02	5.42E-08	1.0E+06	5.4E-02
107	3.66549	8.82E-04	3.2E-03	6.05E-04	1.96E-06	0.84	4.71E-02	7.71E-08	1.0E+06	7.7E-02
108	7.55576	8.82E-04	6.7E-03	6.05E-04	4.03E-06	0.84	4.71E-02	1.59E-07	1.0E+06	1.6E-01
109	0.46559	8.82E-04	4.1E-04	6.05E-04	2.48E-07	0.84	4.71E-02	9.79E-09	1.0E+06	9.8E-03
110	0.52078	8.82E-04	4.6E-04	6.05E-04	2.78E-07	0.84	4.71E-02	1.09E-08	1.0E+06	1.1E-02
111	0.59879	8.82E-04	5.3E-04	6.05E-04	3.20E-07	0.84	4.71E-02	1.26E-08	1.0E+06	1.3E-02
112	0.71286	8.82E-04	6.3E-04	6.05E-04	3.80E-07	0.84	4.71E-02	1.50E-08	1.0E+06	1.5E-02
113	0.85389	8.82E-04	7.5E-04	6.05E-04	4.56E-07	0.84	4.71E-02	1.80E-08	1.0E+06	1.8E-02
114	1.03989	8.82E-04	9.2E-04	6.05E-04	5.55E-07	0.84	4.71E-02	2.19E-08	1.0E+06	2.2E-02
115	1.29119	8.82E-04	1.1E-03	6.05E-04	6.89E-07	0.84	4.71E-02	2.71E-08	1.0E+06	2.7E-02
116	1.62947	8.82E-04	1.4E-03	6.05E-04	8.70E-07	0.84	4.71E-02	3.43E-08	1.0E+06	3.4E-02
117	2.14906	8.82E-04	1.9E-03	6.05E-04	1.15E-06	0.84	4.71E-02	4.52E-08	1.0E+06	4.5E-02
118	3.06871	8.82E-04	2.7E-03	6.05E-04	1.64E-06	0.84	4.71E-02	6.45E-08	1.0E+06	6.5E-02
119	4.20528	8.82E-04	3.7E-03	6.05E-04	2.24E-06	0.84	4.71E-02	8.84E-08	1.0E+06	8.8E-02
120	4.74847	8.82E-04	4.2E-03	6.05E-04	2.53E-06	0.84	4.71E-02	9.98E-08	1.0E+06	1.0E-01
121	4.65956	8.82E-04	4.1E-03	6.05E-04	2.49E-06	0.84	4.71E-02	9.80E-08	1.0E+06	9.8E-02
122	4.34494	8.82E-04	3.8E-03	6.05E-04	2.32E-06	0.84	4.71E-02	9.13E-08	1.0E+06	9.1E-02
123	0.38191	8.82E-04	3.4E-04	6.05E-04	2.04E-07	0.84	4.71E-02	8.03E-09	1.0E+06	8.0E-03
124	0.42544	8.82E-04	3.8E-04	6.05E-04	2.27E-07	0.84	4.71E-02	8.94E-09	1.0E+06	8.9E-03

Ventura Ranch

P2 (off) - Building Construction

							Cancer Risk from 2 to 16 years			
Receptor #	Conc	g/sec	Cair	Dose Constant	Dose	ED	Risk Constant	Risk	Constant 2	Risk/ Million
125	0.48559	8.82E-04	4.3E-04	6.05E-04	2.59E-07	0.84	4.71E-02	1.02E-08	1.0E+06	1.0E-02
126	0.56771	8.82E-04	5.0E-04	6.05E-04	3.03E-07	0.84	4.71E-02	1.19E-08	1.0E+06	1.2E-02
127	0.66386	8.82E-04	5.9E-04	6.05E-04	3.54E-07	0.84	4.71E-02	1.40E-08	1.0E+06	1.4E-02
128	0.78651	8.82E-04	6.9E-04	6.05E-04	4.20E-07	0.84	4.71E-02	1.65E-08	1.0E+06	1.7E-02
129	0.9439	8.82E-04	8.3E-04	6.05E-04	5.04E-07	0.84	4.71E-02	1.98E-08	1.0E+06	2.0E-02
130	1.13772	8.82E-04	1.0E-03	6.05E-04	6.07E-07	0.84	4.71E-02	2.39E-08	1.0E+06	2.4E-02
131	1.42938	8.82E-04	1.3E-03	6.05E-04	7.63E-07	0.84	4.71E-02	3.00E-08	1.0E+06	3.0E-02
132	1.80365	8.82E-04	1.6E-03	6.05E-04	9.63E-07	0.84	4.71E-02	3.79E-08	1.0E+06	3.8E-02
133	2.25285	8.82E-04	2.0E-03	6.05E-04	1.20E-06	0.84	4.71E-02	4.74E-08	1.0E+06	4.7E-02
134	2.66562	8.82E-04	2.4E-03	6.05E-04	1.42E-06	0.84	4.71E-02	5.60E-08	1.0E+06	5.6E-02
135	2.89866	8.82E-04	2.6E-03	6.05E-04	1.55E-06	0.84	4.71E-02	6.09E-08	1.0E+06	6.1E-02
136	2.93598	8.82E-04	2.6E-03	6.05E-04	1.57E-06	0.84	4.71E-02	6.17E-08	1.0E+06	6.2E-02
137	2.8992	8.82E-04	2.6E-03	6.05E-04	1.55E-06	0.84	4.71E-02	6.09E-08	1.0E+06	6.1E-02
138	2.77545	8.82E-04	2.4E-03	6.05E-04	1.48E-06	0.84	4.71E-02	5.83E-08	1.0E+06	5.8E-02
139	0.3192	8.82E-04	2.8E-04	6.05E-04	1.70E-07	0.84	4.71E-02	6.71E-09	1.0E+06	6.7E-03
140	0.35456	8.82E-04	3.1E-04	6.05E-04	1.89E-07	0.84	4.71E-02	7.45E-09	1.0E+06	7.5E-03
141	0.40133	8.82E-04	3.5E-04	6.05E-04	2.14E-07	0.84	4.71E-02	8.44E-09	1.0E+06	8.4E-03
142	0.462	8.82E-04	4.1E-04	6.05E-04	2.47E-07	0.84	4.71E-02	9.71E-09	1.0E+06	9.7E-03
143	0.53188	8.82E-04	4.7E-04	6.05E-04	2.84E-07	0.84	4.71E-02	1.12E-08	1.0E+06	1.1E-02
144	0.62005	8.82E-04	5.5E-04	6.05E-04	3.31E-07	0.84	4.71E-02	1.30E-08	1.0E+06	1.3E-02
145	0.71876	8.82E-04	6.3E-04	6.05E-04	3.84E-07	0.84	4.71E-02	1.51E-08	1.0E+06	1.5E-02
146	0.8542	8.82E-04	7.5E-04	6.05E-04	4.56E-07	0.84	4.71E-02	1.80E-08	1.0E+06	1.8E-02
147	1.02873	8.82E-04	9.1E-04	6.05E-04	5.49E-07	0.84	4.71E-02	2.16E-08	1.0E+06	2.2E-02
148	1.21184	8.82E-04	1.1E-03	6.05E-04	6.47E-07	0.84	4.71E-02	2.55E-08	1.0E+06	2.5E-02
149	1.43703	8.82E-04	1.3E-03	6.05E-04	7.67E-07	0.84	4.71E-02	3.02E-08	1.0E+06	3.0E-02
150	1.67726	8.82E-04	1.5E-03	6.05E-04	8.95E-07	0.84	4.71E-02	3.53E-08	1.0E+06	3.5E-02
151	1.81643	8.82E-04	1.6E-03	6.05E-04	9.69E-07	0.84	4.71E-02	3.82E-08	1.0E+06	3.8E-02
152	1.92328	8.82E-04	1.7E-03	6.05E-04	1.03E-06	0.84	4.71E-02	4.04E-08	1.0E+06	4.0E-02
153	2.02928	8.82E-04	1.8E-03	6.05E-04	1.08E-06	0.84	4.71E-02	4.27E-08	1.0E+06	4.3E-02
154	2.03429	8.82E-04	1.8E-03	6.05E-04	1.09E-06	0.84	4.71E-02	4.28E-08	1.0E+06	4.3E-02
155	0.27166	8.82E-04	2.4E-04	6.05E-04	1.45E-07	0.84	4.71E-02	5.71E-09	1.0E+06	5.7E-03

Ventura Ranch

P2 (off) - Building Construction

		Cancer Risk from 2 to 16 years								
Receptor #	Conc	g/sec	Cair	Dose Constant	Dose	ED	Risk Constant	Risk	Constant 2	Risk/ Million
156	0.30103	8.82E-04	2.7E-04	6.05E-04	1.61E-07	0.84	4.71E-02	6.33E-09	1.0E+06	6.3E-03
157	0.33835	8.82E-04	3.0E-04	6.05E-04	1.81E-07	0.84	4.71E-02	7.11E-09	1.0E+06	7.1E-03
158	0.38486	8.82E-04	3.4E-04	6.05E-04	2.05E-07	0.84	4.71E-02	8.09E-09	1.0E+06	8.1E-03
159	0.43852	8.82E-04	3.9E-04	6.05E-04	2.34E-07	0.84	4.71E-02	9.22E-09	1.0E+06	9.2E-03
160	0.50516	8.82E-04	4.5E-04	6.05E-04	2.70E-07	0.84	4.71E-02	1.06E-08	1.0E+06	1.1E-02
161	0.5733	8.82E-04	5.1E-04	6.05E-04	3.06E-07	0.84	4.71E-02	1.21E-08	1.0E+06	1.2E-02
162	0.66758	8.82E-04	5.9E-04	6.05E-04	3.56E-07	0.84	4.71E-02	1.40E-08	1.0E+06	1.4E-02
163	0.7808	8.82E-04	6.9E-04	6.05E-04	4.17E-07	0.84	4.71E-02	1.64E-08	1.0E+06	1.6E-02
164	0.8917	8.82E-04	7.9E-04	6.05E-04	4.76E-07	0.84	4.71E-02	1.87E-08	1.0E+06	1.9E-02
165	1.00632	8.82E-04	8.9E-04	6.05E-04	5.37E-07	0.84	4.71E-02	2.12E-08	1.0E+06	2.1E-02
166	1.14699	8.82E-04	1.0E-03	6.05E-04	6.12E-07	0.84	4.71E-02	2.41E-08	1.0E+06	2.4E-02
167	1.24944	8.82E-04	1.1E-03	6.05E-04	6.67E-07	0.84	4.71E-02	2.63E-08	1.0E+06	2.6E-02
168	1.32055	8.82E-04	1.2E-03	6.05E-04	7.05E-07	0.84	4.71E-02	2.78E-08	1.0E+06	2.8E-02
169	1.42195	8.82E-04	1.3E-03	6.05E-04	7.59E-07	0.84	4.71E-02	2.99E-08	1.0E+06	3.0E-02
170	1.46458	8.82E-04	1.3E-03	6.05E-04	7.82E-07	0.84	4.71E-02	3.08E-08	1.0E+06	3.1E-02
171	0.23527	8.82E-04	2.1E-04	6.05E-04	1.26E-07	0.84	4.71E-02	4.95E-09	1.0E+06	4.9E-03
172	0.26006	8.82E-04	2.3E-04	6.05E-04	1.39E-07	0.84	4.71E-02	5.47E-09	1.0E+06	5.5E-03
173	0.2905	8.82E-04	2.6E-04	6.05E-04	1.55E-07	0.84	4.71E-02	6.11E-09	1.0E+06	6.1E-03
174	0.32735	8.82E-04	2.9E-04	6.05E-04	1.75E-07	0.84	4.71E-02	6.88E-09	1.0E+06	6.9E-03
175	0.36992	8.82E-04	3.3E-04	6.05E-04	1.97E-07	0.84	4.71E-02	7.78E-09	1.0E+06	7.8E-03
176	0.42168	8.82E-04	3.7E-04	6.05E-04	2.25E-07	0.84	4.71E-02	8.86E-09	1.0E+06	8.9E-03
177	0.46987	8.82E-04	4.1E-04	6.05E-04	2.51E-07	0.84	4.71E-02	9.88E-09	1.0E+06	9.9E-03
178	0.53603	8.82E-04	4.7E-04	6.05E-04	2.86E-07	0.84	4.71E-02	1.13E-08	1.0E+06	1.1E-02
179	0.61312	8.82E-04	5.4E-04	6.05E-04	3.27E-07	0.84	4.71E-02	1.29E-08	1.0E+06	1.3E-02
180	0.67964	8.82E-04	6.0E-04	6.05E-04	3.63E-07	0.84	4.71E-02	1.43E-08	1.0E+06	1.4E-02
181	0.75324	8.82E-04	6.6E-04	6.05E-04	4.02E-07	0.84	4.71E-02	1.58E-08	1.0E+06	1.6E-02
182	0.843	8.82E-04	7.4E-04	6.05E-04	4.50E-07	0.84	4.71E-02	1.77E-08	1.0E+06	1.8E-02
183	0.91	8.82E-04	8.0E-04	6.05E-04	4.86E-07	0.84	4.71E-02	1.91E-08	1.0E+06	1.9E-02
184	0.95552	8.82E-04	8.4E-04	6.05E-04	5.10E-07	0.84	4.71E-02	2.01E-08	1.0E+06	2.0E-02
185	1.03132	8.82E-04	9.1E-04	6.05E-04	5.50E-07	0.84	4.71E-02	2.17E-08	1.0E+06	2.2E-02
186	1.07243	8.82E-04	9.5E-04	6.05E-04	5.72E-07	0.84	4.71E-02	2.25E-08	1.0E+06	2.3E-02

Ventura Ranch

P2 (off) - Building Construction

		Cancer Risk from 2 to 16 years								
Receptor #	Conc	g/sec	Cair	Dose Constant	Dose	ED	Risk Constant	Risk	Constant 2	Risk/ Million
187	0.20692	8.82E-04	1.8E-04	6.05E-04	1.10E-07	0.84	4.71E-02	4.35E-09	1.0E+06	4.4E-03
188	0.22817	8.82E-04	2.0E-04	6.05E-04	1.22E-07	0.84	4.71E-02	4.80E-09	1.0E+06	4.8E-03
189	0.25347	8.82E-04	2.2E-04	6.05E-04	1.35E-07	0.84	4.71E-02	5.33E-09	1.0E+06	5.3E-03
190	0.28317	8.82E-04	2.5E-04	6.05E-04	1.51E-07	0.84	4.71E-02	5.95E-09	1.0E+06	6.0E-03
191	0.31751	8.82E-04	2.8E-04	6.05E-04	1.69E-07	0.84	4.71E-02	6.67E-09	1.0E+06	6.7E-03
192	0.35828	8.82E-04	3.2E-04	6.05E-04	1.91E-07	0.84	4.71E-02	7.53E-09	1.0E+06	7.5E-03
193	0.39144	8.82E-04	3.5E-04	6.05E-04	2.09E-07	0.84	4.71E-02	8.23E-09	1.0E+06	8.2E-03
194	0.43928	8.82E-04	3.9E-04	6.05E-04	2.34E-07	0.84	4.71E-02	9.23E-09	1.0E+06	9.2E-03
195	0.49478	8.82E-04	4.4E-04	6.05E-04	2.64E-07	0.84	4.71E-02	1.04E-08	1.0E+06	1.0E-02
196	0.54015	8.82E-04	4.8E-04	6.05E-04	2.88E-07	0.84	4.71E-02	1.14E-08	1.0E+06	1.1E-02
197	0.58835	8.82E-04	5.2E-04	6.05E-04	3.14E-07	0.84	4.71E-02	1.24E-08	1.0E+06	1.2E-02
198	0.64887	8.82E-04	5.7E-04	6.05E-04	3.46E-07	0.84	4.71E-02	1.36E-08	1.0E+06	1.4E-02
199	0.69462	8.82E-04	6.1E-04	6.05E-04	3.71E-07	0.84	4.71E-02	1.46E-08	1.0E+06	1.5E-02
200	0.7197	8.82E-04	6.3E-04	6.05E-04	3.84E-07	0.84	4.71E-02	1.51E-08	1.0E+06	1.5E-02
201	0.77778	8.82E-04	6.9E-04	6.05E-04	4.15E-07	0.84	4.71E-02	1.64E-08	1.0E+06	1.6E-02
202	0.81237	8.82E-04	7.2E-04	6.05E-04	4.34E-07	0.84	4.71E-02	1.71E-08	1.0E+06	1.7E-02
203	0.18442	8.82E-04	1.6E-04	6.05E-04	9.84E-08	0.84	4.71E-02	3.88E-09	1.0E+06	3.9E-03
204	0.20275	8.82E-04	1.8E-04	6.05E-04	1.08E-07	0.84	4.71E-02	4.26E-09	1.0E+06	4.3E-03
205	0.22392	8.82E-04	2.0E-04	6.05E-04	1.19E-07	0.84	4.71E-02	4.71E-09	1.0E+06	4.7E-03
206	0.24704	8.82E-04	2.2E-04	6.05E-04	1.32E-07	0.84	4.71E-02	5.19E-09	1.0E+06	5.2E-03
207	0.27451	8.82E-04	2.4E-04	6.05E-04	1.46E-07	0.84	4.71E-02	5.77E-09	1.0E+06	5.8E-03
208	0.30579	8.82E-04	2.7E-04	6.05E-04	1.63E-07	0.84	4.71E-02	6.43E-09	1.0E+06	6.4E-03
209	0.33149	8.82E-04	2.9E-04	6.05E-04	1.77E-07	0.84	4.71E-02	6.97E-09	1.0E+06	7.0E-03
210	0.36798	8.82E-04	3.2E-04	6.05E-04	1.96E-07	0.84	4.71E-02	7.74E-09	1.0E+06	7.7E-03
211	0.40683	8.82E-04	3.6E-04	6.05E-04	2.17E-07	0.84	4.71E-02	8.55E-09	1.0E+06	8.6E-03
212	0.44112	8.82E-04	3.9E-04	6.05E-04	2.35E-07	0.84	4.71E-02	9.27E-09	1.0E+06	9.3E-03
213	0.47606	8.82E-04	4.2E-04	6.05E-04	2.54E-07	0.84	4.71E-02	1.00E-08	1.0E+06	1.0E-02
214	0.51866	8.82E-04	4.6E-04	6.05E-04	2.77E-07	0.84	4.71E-02	1.09E-08	1.0E+06	1.1E-02
215	0.54879	8.82E-04	4.8E-04	6.05E-04	2.93E-07	0.84	4.71E-02	1.15E-08	1.0E+06	1.2E-02
216	0.56106	8.82E-04	4.9E-04	6.05E-04	2.99E-07	0.84	4.71E-02	1.18E-08	1.0E+06	1.2E-02
217	0.60529	8.82E-04	5.3E-04	6.05E-04	3.23E-07	0.84	4.71E-02	1.27E-08	1.0E+06	1.3E-02

Ventura Ranch

P2 (off) - Building Construction

		Cancer Risk from 2 to 16 years								
Receptor #	Conc	g/sec	Cair	Dose Constant	Dose	ED	Risk Constant	Risk	Constant 2	Risk/ Million
218	0.63677	8.82E-04	5.6E-04	6.05E-04	3.40E-07	0.84	4.71E-02	1.34E-08	1.0E+06	1.3E-02
219	0.1662	8.82E-04	1.5E-04	6.05E-04	8.87E-08	0.84	4.71E-02	3.49E-09	1.0E+06	3.5E-03
220	0.182	8.82E-04	1.6E-04	6.05E-04	9.71E-08	0.84	4.71E-02	3.83E-09	1.0E+06	3.8E-03
221	0.19985	8.82E-04	1.8E-04	6.05E-04	1.07E-07	0.84	4.71E-02	4.20E-09	1.0E+06	4.2E-03
222	0.21776	8.82E-04	1.9E-04	6.05E-04	1.16E-07	0.84	4.71E-02	4.58E-09	1.0E+06	4.6E-03
223	0.23948	8.82E-04	2.1E-04	6.05E-04	1.28E-07	0.84	4.71E-02	5.03E-09	1.0E+06	5.0E-03
224	0.26392	8.82E-04	2.3E-04	6.05E-04	1.41E-07	0.84	4.71E-02	5.55E-09	1.0E+06	5.5E-03
225	0.28532	8.82E-04	2.5E-04	6.05E-04	1.52E-07	0.84	4.71E-02	6.00E-09	1.0E+06	6.0E-03
226	0.31204	8.82E-04	2.8E-04	6.05E-04	1.67E-07	0.84	4.71E-02	6.56E-09	1.0E+06	6.6E-03
227	0.34107	8.82E-04	3.0E-04	6.05E-04	1.82E-07	0.84	4.71E-02	7.17E-09	1.0E+06	7.2E-03
228	0.3673	8.82E-04	3.2E-04	6.05E-04	1.96E-07	0.84	4.71E-02	7.72E-09	1.0E+06	7.7E-03
229	0.39557	8.82E-04	3.5E-04	6.05E-04	2.11E-07	0.84	4.71E-02	8.32E-09	1.0E+06	8.3E-03
230	0.4251	8.82E-04	3.7E-04	6.05E-04	2.27E-07	0.84	4.71E-02	8.94E-09	1.0E+06	8.9E-03
231	0.43538	8.82E-04	3.8E-04	6.05E-04	2.32E-07	0.84	4.71E-02	9.15E-09	1.0E+06	9.2E-03
232	0.4489	8.82E-04	4.0E-04	6.05E-04	2.40E-07	0.84	4.71E-02	9.44E-09	1.0E+06	9.4E-03
233	0.48387	8.82E-04	4.3E-04	6.05E-04	2.58E-07	0.84	4.71E-02	1.02E-08	1.0E+06	1.0E-02
234	0.50869	8.82E-04	4.5E-04	6.05E-04	2.71E-07	0.84	4.71E-02	1.07E-08	1.0E+06	1.1E-02
235	0.1511	8.82E-04	1.3E-04	6.05E-04	8.06E-08	0.84	4.71E-02	3.18E-09	1.0E+06	3.2E-03
236	0.16473	8.82E-04	1.5E-04	6.05E-04	8.79E-08	0.84	4.71E-02	3.46E-09	1.0E+06	3.5E-03
237	0.17982	8.82E-04	1.6E-04	6.05E-04	9.60E-08	0.84	4.71E-02	3.78E-09	1.0E+06	3.8E-03
238	0.19418	8.82E-04	1.7E-04	6.05E-04	1.04E-07	0.84	4.71E-02	4.08E-09	1.0E+06	4.1E-03
239	0.21097	8.82E-04	1.9E-04	6.05E-04	1.13E-07	0.84	4.71E-02	4.44E-09	1.0E+06	4.4E-03
240	0.23092	8.82E-04	2.0E-04	6.05E-04	1.23E-07	0.84	4.71E-02	4.85E-09	1.0E+06	4.9E-03
241	0.24939	8.82E-04	2.2E-04	6.05E-04	1.33E-07	0.84	4.71E-02	5.24E-09	1.0E+06	5.2E-03
242	0.26789	8.82E-04	2.4E-04	6.05E-04	1.43E-07	0.84	4.71E-02	5.63E-09	1.0E+06	5.6E-03
243	0.29112	8.82E-04	2.6E-04	6.05E-04	1.55E-07	0.84	4.71E-02	6.12E-09	1.0E+06	6.1E-03
244	0.31187	8.82E-04	2.8E-04	6.05E-04	1.66E-07	0.84	4.71E-02	6.56E-09	1.0E+06	6.6E-03
245	0.33412	8.82E-04	2.9E-04	6.05E-04	1.78E-07	0.84	4.71E-02	7.02E-09	1.0E+06	7.0E-03
246	0.35511	8.82E-04	3.1E-04	6.05E-04	1.90E-07	0.84	4.71E-02	7.47E-09	1.0E+06	7.5E-03
247	0.34818	8.82E-04	3.1E-04	6.05E-04	1.86E-07	0.84	4.71E-02	7.32E-09	1.0E+06	7.3E-03
248	0.36907	8.82E-04	3.3E-04	6.05E-04	1.97E-07	0.84	4.71E-02	7.76E-09	1.0E+06	7.8E-03

Ventura Ranch

P2 (off) - Building Construction

		Cancer Risk from 2 to 16 years								
Receptor #	Conc	g/sec	Cair	Dose Constant	Dose	ED	Risk Constant	Risk	Constant 2	Risk/ Million
249	0.39407	8.82E-04	3.5E-04	6.05E-04	2.10E-07	0.84	4.71E-02	8.28E-09	1.0E+06	8.3E-03
250	0.41392	8.82E-04	3.7E-04	6.05E-04	2.21E-07	0.84	4.71E-02	8.70E-09	1.0E+06	8.7E-03
251	0.13831	8.82E-04	1.2E-04	6.05E-04	7.38E-08	0.84	4.71E-02	2.91E-09	1.0E+06	2.9E-03
252	0.15008	8.82E-04	1.3E-04	6.05E-04	8.01E-08	0.84	4.71E-02	3.16E-09	1.0E+06	3.2E-03
253	0.16286	8.82E-04	1.4E-04	6.05E-04	8.69E-08	0.84	4.71E-02	3.42E-09	1.0E+06	3.4E-03
254	0.17531	8.82E-04	1.5E-04	6.05E-04	9.36E-08	0.84	4.71E-02	3.69E-09	1.0E+06	3.7E-03
255	0.18755	8.82E-04	1.7E-04	6.05E-04	1.00E-07	0.84	4.71E-02	3.94E-09	1.0E+06	3.9E-03
256	0.20414	8.82E-04	1.8E-04	6.05E-04	1.09E-07	0.84	4.71E-02	4.29E-09	1.0E+06	4.3E-03
257	0.21999	8.82E-04	1.9E-04	6.05E-04	1.17E-07	0.84	4.71E-02	4.62E-09	1.0E+06	4.6E-03
258	0.2336	8.82E-04	2.1E-04	6.05E-04	1.25E-07	0.84	4.71E-02	4.91E-09	1.0E+06	4.9E-03
259	0.25125	8.82E-04	2.2E-04	6.05E-04	1.34E-07	0.84	4.71E-02	5.28E-09	1.0E+06	5.3E-03
260	0.2675	8.82E-04	2.4E-04	6.05E-04	1.43E-07	0.84	4.71E-02	5.62E-09	1.0E+06	5.6E-03
261	0.28379	8.82E-04	2.5E-04	6.05E-04	1.51E-07	0.84	4.71E-02	5.97E-09	1.0E+06	6.0E-03
262	0.30025	8.82E-04	2.6E-04	6.05E-04	1.60E-07	0.84	4.71E-02	6.31E-09	1.0E+06	6.3E-03
263	0.29081	8.82E-04	2.6E-04	6.05E-04	1.55E-07	0.84	4.71E-02	6.11E-09	1.0E+06	6.1E-03
264	0.31133	8.82E-04	2.7E-04	6.05E-04	1.66E-07	0.84	4.71E-02	6.55E-09	1.0E+06	6.5E-03
265	0.32328	8.82E-04	2.9E-04	6.05E-04	1.73E-07	0.84	4.71E-02	6.80E-09	1.0E+06	6.8E-03
266	0.33711	8.82E-04	3.0E-04	6.05E-04	1.80E-07	0.84	4.71E-02	7.09E-09	1.0E+06	7.1E-03
267	0.12727	8.82E-04	1.1E-04	6.05E-04	6.79E-08	0.84	4.71E-02	2.68E-09	1.0E+06	2.7E-03
268	0.13747	8.82E-04	1.2E-04	6.05E-04	7.34E-08	0.84	4.71E-02	2.89E-09	1.0E+06	2.9E-03
269	0.14834	8.82E-04	1.3E-04	6.05E-04	7.92E-08	0.84	4.71E-02	3.12E-09	1.0E+06	3.1E-03
270	0.15957	8.82E-04	1.4E-04	6.05E-04	8.52E-08	0.84	4.71E-02	3.35E-09	1.0E+06	3.4E-03
271	0.16831	8.82E-04	1.5E-04	6.05E-04	8.98E-08	0.84	4.71E-02	3.54E-09	1.0E+06	3.5E-03
272	0.18168	8.82E-04	1.6E-04	6.05E-04	9.70E-08	0.84	4.71E-02	3.82E-09	1.0E+06	3.8E-03
273	0.1972	8.82E-04	1.7E-04	6.05E-04	1.05E-07	0.84	4.71E-02	4.15E-09	1.0E+06	4.1E-03
274	0.20799	8.82E-04	1.8E-04	6.05E-04	1.11E-07	0.84	4.71E-02	4.37E-09	1.0E+06	4.4E-03
275	0.21887	8.82E-04	1.9E-04	6.05E-04	1.17E-07	0.84	4.71E-02	4.60E-09	1.0E+06	4.6E-03
276	0.23275	8.82E-04	2.1E-04	6.05E-04	1.24E-07	0.84	4.71E-02	4.89E-09	1.0E+06	4.9E-03
277	0.24032	8.82E-04	2.1E-04	6.05E-04	1.28E-07	0.84	4.71E-02	5.05E-09	1.0E+06	5.1E-03
278	0.24547	8.82E-04	2.2E-04	6.05E-04	1.31E-07	0.84	4.71E-02	5.16E-09	1.0E+06	5.2E-03
279	0.25337	8.82E-04	2.2E-04	6.05E-04	1.35E-07	0.84	4.71E-02	5.33E-09	1.0E+06	5.3E-03

Ventura Ranch

P2 (off) - Building Construction

		Cancer Risk from 2 to 16 years								
Receptor #	Conc	g/sec	Cair	Dose Constant	Dose	ED	Risk Constant	Risk	Constant 2	Risk/ Million
280	0.26826	8.82E-04	2.4E-04	6.05E-04	1.43E-07	0.84	4.71E-02	5.64E-09	1.0E+06	5.6E-03
281	0.27669	8.82E-04	2.4E-04	6.05E-04	1.48E-07	0.84	4.71E-02	5.82E-09	1.0E+06	5.8E-03
282	0.29017	8.82E-04	2.6E-04	6.05E-04	1.55E-07	0.84	4.71E-02	6.10E-09	1.0E+06	6.1E-03
283	0.11754	8.82E-04	1.0E-04	6.05E-04	6.27E-08	0.84	4.71E-02	2.47E-09	1.0E+06	2.5E-03
284	0.12648	8.82E-04	1.1E-04	6.05E-04	6.75E-08	0.84	4.71E-02	2.66E-09	1.0E+06	2.7E-03
285	0.13576	8.82E-04	1.2E-04	6.05E-04	7.24E-08	0.84	4.71E-02	2.85E-09	1.0E+06	2.9E-03
286	0.14545	8.82E-04	1.3E-04	6.05E-04	7.76E-08	0.84	4.71E-02	3.06E-09	1.0E+06	3.1E-03
287	0.15291	8.82E-04	1.3E-04	6.05E-04	8.16E-08	0.84	4.71E-02	3.21E-09	1.0E+06	3.2E-03
288	0.16502	8.82E-04	1.5E-04	6.05E-04	8.81E-08	0.84	4.71E-02	3.47E-09	1.0E+06	3.5E-03
289	0.17663	8.82E-04	1.6E-04	6.05E-04	9.43E-08	0.84	4.71E-02	3.71E-09	1.0E+06	3.7E-03
290	0.1872	8.82E-04	1.7E-04	6.05E-04	9.99E-08	0.84	4.71E-02	3.94E-09	1.0E+06	3.9E-03
291	0.19374	8.82E-04	1.7E-04	6.05E-04	1.03E-07	0.84	4.71E-02	4.07E-09	1.0E+06	4.1E-03
292	0.20468	8.82E-04	1.8E-04	6.05E-04	1.09E-07	0.84	4.71E-02	4.30E-09	1.0E+06	4.3E-03
293	0.21078	8.82E-04	1.9E-04	6.05E-04	1.12E-07	0.84	4.71E-02	4.43E-09	1.0E+06	4.4E-03
294	0.21639	8.82E-04	1.9E-04	6.05E-04	1.15E-07	0.84	4.71E-02	4.55E-09	1.0E+06	4.5E-03
295	0.22364	8.82E-04	2.0E-04	6.05E-04	1.19E-07	0.84	4.71E-02	4.70E-09	1.0E+06	4.7E-03
296	0.23378	8.82E-04	2.1E-04	6.05E-04	1.25E-07	0.84	4.71E-02	4.91E-09	1.0E+06	4.9E-03
297	0.2417	8.82E-04	2.1E-04	6.05E-04	1.29E-07	0.84	4.71E-02	5.08E-09	1.0E+06	5.1E-03
298	0.25102	8.82E-04	2.2E-04	6.05E-04	1.34E-07	0.84	4.71E-02	5.28E-09	1.0E+06	5.3E-03
299	0.11686	8.82E-04	1.0E-04	6.05E-04	6.24E-08	0.84	4.71E-02	2.46E-09	1.0E+06	2.5E-03
300	0.12479	8.82E-04	1.1E-04	6.05E-04	6.66E-08	0.84	4.71E-02	2.62E-09	1.0E+06	2.6E-03
301	0.13325	8.82E-04	1.2E-04	6.05E-04	7.11E-08	0.84	4.71E-02	2.80E-09	1.0E+06	2.8E-03
302	0.14135	8.82E-04	1.2E-04	6.05E-04	7.54E-08	0.84	4.71E-02	2.97E-09	1.0E+06	3.0E-03
303	0.14895	8.82E-04	1.3E-04	6.05E-04	7.95E-08	0.84	4.71E-02	3.13E-09	1.0E+06	3.1E-03
304	0.15926	8.82E-04	1.4E-04	6.05E-04	8.50E-08	0.84	4.71E-02	3.35E-09	1.0E+06	3.3E-03
305	0.16787	8.82E-04	1.5E-04	6.05E-04	8.96E-08	0.84	4.71E-02	3.53E-09	1.0E+06	3.5E-03
306	0.17495	8.82E-04	1.5E-04	6.05E-04	9.34E-08	0.84	4.71E-02	3.68E-09	1.0E+06	3.7E-03
307	0.18228	8.82E-04	1.6E-04	6.05E-04	9.73E-08	0.84	4.71E-02	3.83E-09	1.0E+06	3.8E-03
308	0.18799	8.82E-04	1.7E-04	6.05E-04	1.00E-07	0.84	4.71E-02	3.95E-09	1.0E+06	4.0E-03

Ventura Ranch

P2 (off) - Building Construction

		Cancer Risk from 2 to 16 years								
Receptor #	Conc	g/sec	Cair	Dose Constant	Dose	ED	Risk Constant	Risk	Constant 2	Risk/ Million
309	0.1908	8.82E-04	1.7E-04	6.05E-04	1.02E-07	0.84	4.71E-02	4.01E-09	1.0E+06	4.0E-03
310	0.197	8.82E-04	1.7E-04	6.05E-04	1.05E-07	0.84	4.71E-02	4.14E-09	1.0E+06	4.1E-03
311	0.20708	8.82E-04	1.8E-04	6.05E-04	1.11E-07	0.84	4.71E-02	4.35E-09	1.0E+06	4.4E-03
312	0.21674	8.82E-04	1.9E-04	6.05E-04	1.16E-07	0.84	4.71E-02	4.56E-09	1.0E+06	4.6E-03
313	0.2181	8.82E-04	1.9E-04	6.05E-04	1.16E-07	0.84	4.71E-02	4.59E-09	1.0E+06	4.6E-03
314	0.10819	8.82E-04	9.5E-05	6.05E-04	5.77E-08	0.84	4.71E-02	2.27E-09	1.0E+06	2.3E-03
315	0.11503	8.82E-04	1.0E-04	6.05E-04	6.14E-08	0.84	4.71E-02	2.42E-09	1.0E+06	2.4E-03
316	0.12234	8.82E-04	1.1E-04	6.05E-04	6.53E-08	0.84	4.71E-02	2.57E-09	1.0E+06	2.6E-03
317	0.12952	8.82E-04	1.1E-04	6.05E-04	6.91E-08	0.84	4.71E-02	2.72E-09	1.0E+06	2.7E-03
318	0.13601	8.82E-04	1.2E-04	6.05E-04	7.26E-08	0.84	4.71E-02	2.86E-09	1.0E+06	2.9E-03
319	0.14442	8.82E-04	1.3E-04	6.05E-04	7.71E-08	0.84	4.71E-02	3.04E-09	1.0E+06	3.0E-03
320	0.15248	8.82E-04	1.3E-04	6.05E-04	8.14E-08	0.84	4.71E-02	3.21E-09	1.0E+06	3.2E-03
321	0.15639	8.82E-04	1.4E-04	6.05E-04	8.35E-08	0.84	4.71E-02	3.29E-09	1.0E+06	3.3E-03
322	0.1637	8.82E-04	1.4E-04	6.05E-04	8.74E-08	0.84	4.71E-02	3.44E-09	1.0E+06	3.4E-03
323	0.1691	8.82E-04	1.5E-04	6.05E-04	9.02E-08	0.84	4.71E-02	3.55E-09	1.0E+06	3.6E-03
324	0.17164	8.82E-04	1.5E-04	6.05E-04	9.16E-08	0.84	4.71E-02	3.61E-09	1.0E+06	3.6E-03
325	0.17572	8.82E-04	1.5E-04	6.05E-04	9.38E-08	0.84	4.71E-02	3.69E-09	1.0E+06	3.7E-03
326	0.18454	8.82E-04	1.6E-04	6.05E-04	9.85E-08	0.84	4.71E-02	3.88E-09	1.0E+06	3.9E-03
327	0.19235	8.82E-04	1.7E-04	6.05E-04	1.03E-07	0.84	4.71E-02	4.04E-09	1.0E+06	4.0E-03
328	0.19116	8.82E-04	1.7E-04	6.05E-04	1.02E-07	0.84	4.71E-02	4.02E-09	1.0E+06	4.0E-03
329	0.1003	8.82E-04	8.8E-05	6.05E-04	5.35E-08	0.84	4.71E-02	2.11E-09	1.0E+06	2.1E-03
330	0.10624	8.82E-04	9.4E-05	6.05E-04	5.67E-08	0.84	4.71E-02	2.23E-09	1.0E+06	2.2E-03
331	0.11275	8.82E-04	9.9E-05	6.05E-04	6.02E-08	0.84	4.71E-02	2.37E-09	1.0E+06	2.4E-03
332	0.11886	8.82E-04	1.0E-04	6.05E-04	6.34E-08	0.84	4.71E-02	2.50E-09	1.0E+06	2.5E-03
333	0.12478	8.82E-04	1.1E-04	6.05E-04	6.66E-08	0.84	4.71E-02	2.62E-09	1.0E+06	2.6E-03
334	0.13201	8.82E-04	1.2E-04	6.05E-04	7.04E-08	0.84	4.71E-02	2.78E-09	1.0E+06	2.8E-03
335	0.13928	8.82E-04	1.2E-04	6.05E-04	7.43E-08	0.84	4.71E-02	2.93E-09	1.0E+06	2.9E-03
336	0.14306	8.82E-04	1.3E-04	6.05E-04	7.63E-08	0.84	4.71E-02	3.01E-09	1.0E+06	3.0E-03
337	0.14879	8.82E-04	1.3E-04	6.05E-04	7.94E-08	0.84	4.71E-02	3.13E-09	1.0E+06	3.1E-03
338	0.15405	8.82E-04	1.4E-04	6.05E-04	8.22E-08	0.84	4.71E-02	3.24E-09	1.0E+06	3.2E-03
339	0.15677	8.82E-04	1.4E-04	6.05E-04	8.37E-08	0.84	4.71E-02	3.30E-09	1.0E+06	3.3E-03

Ventura Ranch

P2 (off) - Building Construction

							Cancer Risk from 2 to 16 years			
Receptor #	Conc	g/sec	Cair	Dose Constant	Dose	ED	Risk Constant	Risk	Constant 2	Risk/ Million
340	0.1583	8.82E-04	1.4E-04	6.05E-04	8.45E-08	0.84	4.71E-02	3.33E-09	1.0E+06	3.3E-03
341	0.16564	8.82E-04	1.5E-04	6.05E-04	8.84E-08	0.84	4.71E-02	3.48E-09	1.0E+06	3.5E-03
342	0.17188	8.82E-04	1.5E-04	6.05E-04	9.17E-08	0.84	4.71E-02	3.61E-09	1.0E+06	3.6E-03
343	0.16925	8.82E-04	1.5E-04	6.05E-04	9.03E-08	0.84	4.71E-02	3.56E-09	1.0E+06	3.6E-03
344	0.16521	8.82E-04	1.5E-04	6.05E-04	8.82E-08	0.84	4.71E-02	3.47E-09	1.0E+06	3.5E-03
345	0.09319	8.82E-04	8.2E-05	6.05E-04	4.97E-08	0.84	4.71E-02	1.96E-09	1.0E+06	2.0E-03
346	0.09858	8.82E-04	8.7E-05	6.05E-04	5.26E-08	0.84	4.71E-02	2.07E-09	1.0E+06	2.1E-03
347	0.10422	8.82E-04	9.2E-05	6.05E-04	5.56E-08	0.84	4.71E-02	2.19E-09	1.0E+06	2.2E-03
348	0.1096	8.82E-04	9.7E-05	6.05E-04	5.85E-08	0.84	4.71E-02	2.30E-09	1.0E+06	2.3E-03
349	0.11378	8.82E-04	1.0E-04	6.05E-04	6.07E-08	0.84	4.71E-02	2.39E-09	1.0E+06	2.4E-03
350	0.12137	8.82E-04	1.1E-04	6.05E-04	6.48E-08	0.84	4.71E-02	2.55E-09	1.0E+06	2.6E-03
351	0.12773	8.82E-04	1.1E-04	6.05E-04	6.82E-08	0.84	4.71E-02	2.69E-09	1.0E+06	2.7E-03
352	0.13214	8.82E-04	1.2E-04	6.05E-04	7.05E-08	0.84	4.71E-02	2.78E-09	1.0E+06	2.8E-03
353	0.13639	8.82E-04	1.2E-04	6.05E-04	7.28E-08	0.84	4.71E-02	2.87E-09	1.0E+06	2.9E-03
354	0.14106	8.82E-04	1.2E-04	6.05E-04	7.53E-08	0.84	4.71E-02	2.97E-09	1.0E+06	3.0E-03
355	0.14371	8.82E-04	1.3E-04	6.05E-04	7.67E-08	0.84	4.71E-02	3.02E-09	1.0E+06	3.0E-03
356	0.14368	8.82E-04	1.3E-04	6.05E-04	7.67E-08	0.84	4.71E-02	3.02E-09	1.0E+06	3.0E-03
357	0.14993	8.82E-04	1.3E-04	6.05E-04	8.00E-08	0.84	4.71E-02	3.15E-09	1.0E+06	3.2E-03
358	0.15506	8.82E-04	1.4E-04	6.05E-04	8.27E-08	0.84	4.71E-02	3.26E-09	1.0E+06	3.3E-03
359	0.15406	8.82E-04	1.4E-04	6.05E-04	8.22E-08	0.84	4.71E-02	3.24E-09	1.0E+06	3.2E-03
360	0.14635	8.82E-04	1.3E-04	6.05E-04	7.81E-08	0.84	4.71E-02	3.08E-09	1.0E+06	3.1E-03

Ventura Ranch
P2 (off) - Building Construction

Max Cancer Risk Cancer Risk	
Receptor #	**Total Risk/ Million**
1	5.6E-02
2	5.2E-02
3	4.6E-02
4	4.0E-02
5	3.4E-02
6	2.8E-02
7	2.3E-02
8	1.8E-02
9	1.5E-02
10	1.2E-02
11	9.3E-03
12	7.5E-03
13	6.1E-03
14	4.4E-03
15	3.7E-03
16	3.2E-03
17	2.6E-03
18	2.3E-03
19	2.0E-03
20	1.8E-03
21	1.6E-03
22	2.4E-02
23	1.9E-02
24	1.5E-02
25	1.2E-02
26	9.4E-03
27	7.5E-03
28	6.1E-03
29	4.4E-03
30	3.8E-03
31	3.1E-03

Max	**Receptor #**	
0.237	87	Res

Chronic Non Cancer Risk	
REL	**HI Offroad**
5	4.74E-04
5	4.33E-04
5	3.85E-04
5	3.33E-04
5	2.82E-04
5	2.34E-04
5	1.91E-04
5	1.53E-04
5	1.23E-04
5	9.80E-05
5	7.82E-05
5	6.28E-05
5	5.11E-05
5	3.69E-05
5	3.08E-05
5	2.65E-05
5	2.19E-05
5	1.96E-05
5	1.67E-05
5	1.49E-05
5	1.30E-05
5	2.01E-04
5	1.59E-04
5	1.26E-04
5	9.95E-05
5	7.88E-05
5	6.29E-05
5	5.09E-05
5	3.70E-05
5	3.16E-05
5	2.57E-05

Max	**Receptor #**	
1.992E-03	87	Res

Ventura Ranch
P2 (off) - Building Construction

Max Cancer Risk Cancer Risk		*Chronic Non Cancer Risk*	
Receptor #	Total Risk/ Million	REL	HI Offroad
32	2.3E-03	5	1.91E-05
33	2.1E-03	5	1.77E-05
34	2.1E-03	5	1.73E-05
35	5.1E-03	5	4.25E-05
36	3.8E-03	5	3.20E-05
37	6.9E-02	5	5.80E-04
38	7.9E-02	5	6.61E-04
39	8.6E-02	5	7.22E-04
40	9.0E-02	5	7.56E-04
41	7.3E-02	5	6.15E-04
42	8.5E-02	5	7.17E-04
43	9.5E-02	5	8.00E-04
44	1.0E-01	5	8.55E-04
45	1.0E-01	5	8.72E-04
46	2.2E-02	5	1.83E-04
47	1.6E-02	5	1.37E-04
48	9.2E-02	5	7.74E-04
49	1.1E-01	5	8.90E-04
50	1.2E-01	5	9.71E-04
51	1.2E-01	5	9.98E-04
52	2.2E-02	5	1.89E-04
53	1.7E-02	5	1.39E-04
54	1.2E-02	5	1.04E-04
55	1.2E-01	5	9.75E-04
56	1.3E-01	5	1.10E-03
57	1.4E-01	5	1.15E-03
58	1.3E-01	5	1.11E-03
59	2.3E-02	5	1.94E-04
60	1.7E-02	5	1.41E-04
61	1.3E-02	5	1.05E-04
62	2.4E-02	5	1.99E-04

Ventura Ranch
P2 (off) - Building Construction

Max Cancer Risk Cancer Risk		*Chronic Non Cancer Risk*	
Receptor #	Total Risk/ Million	REL	HI Offroad
63	1.7E-02	5	1.43E-04
64	1.3E-02	5	1.06E-04
65	1.7E-02	5	1.46E-04
66	1.2E-01	5	9.96E-04
67	1.6E-01	5	1.35E-03
68	4.4E-03	5	3.65E-05
69	3.7E-03	5	3.14E-05
70	3.3E-03	5	2.74E-05
71	2.9E-03	5	2.47E-05
72	1.2E-01	5	1.04E-03
73	1.8E-01	5	1.48E-03
74	5.5E-03	5	4.59E-05
75	4.7E-03	5	3.96E-05
76	4.1E-03	5	3.44E-05
77	3.6E-03	5	3.02E-05
78	3.3E-03	5	2.77E-05
79	1.2E-01	5	1.05E-03
80	1.9E-01	5	1.59E-03
81	5.8E-03	5	4.87E-05
82	5.2E-03	5	4.34E-05
83	4.7E-03	5	3.92E-05
84	4.3E-03	5	3.62E-05
85	3.8E-03	5	3.23E-05
86	1.2E-01	5	1.04E-03
87	2.4E-01	5	1.99E-03
88	6.0E-03	5	5.02E-05
89	2.9E-02	5	2.39E-04
90	1.9E-02	5	1.58E-04
91	2.2E-02	5	1.83E-04
92	2.6E-02	5	2.17E-04
93	1.5E-02	5	1.26E-04

Ventura Ranch
P2 (off) - Building Construction

Max Cancer Risk Cancer Risk		*Chronic Non Cancer Risk*	
Receptor #	Total Risk/ Million	REL	HI Offroad
94	1.7E-02	5	1.44E-04
95	2.0E-02	5	1.68E-04
96	2.5E-02	5	2.08E-04
97	3.2E-02	5	2.67E-04
98	4.1E-02	5	3.46E-04
99	1.2E-02	5	1.02E-04
100	1.4E-02	5	1.15E-04
101	1.6E-02	5	1.32E-04
102	1.9E-02	5	1.59E-04
103	2.4E-02	5	1.98E-04
104	3.0E-02	5	2.54E-04
105	4.0E-02	5	3.35E-04
106	5.4E-02	5	4.55E-04
107	7.7E-02	5	6.47E-04
108	1.6E-01	5	1.33E-03
109	9.8E-03	5	8.21E-05
110	1.1E-02	5	9.19E-05
111	1.3E-02	5	1.06E-04
112	1.5E-02	5	1.26E-04
113	1.8E-02	5	1.51E-04
114	2.2E-02	5	1.83E-04
115	2.7E-02	5	2.28E-04
116	3.4E-02	5	2.87E-04
117	4.5E-02	5	3.79E-04
118	6.5E-02	5	5.41E-04
119	8.8E-02	5	7.42E-04
120	1.0E-01	5	8.38E-04
121	9.8E-02	5	8.22E-04
122	9.1E-02	5	7.66E-04
123	8.0E-03	5	6.74E-05
124	8.9E-03	5	7.50E-05

Ventura Ranch
P2 (off) - Building Construction

Max Cancer Risk Cancer Risk		*Chronic Non Cancer Risk*	
Receptor #	Total Risk/ Million	REL	HI Offroad
125	1.0E-02	5	8.57E-05
126	1.2E-02	5	1.00E-04
127	1.4E-02	5	1.17E-04
128	1.7E-02	5	1.39E-04
129	2.0E-02	5	1.67E-04
130	2.4E-02	5	2.01E-04
131	3.0E-02	5	2.52E-04
132	3.8E-02	5	3.18E-04
133	4.7E-02	5	3.97E-04
134	5.6E-02	5	4.70E-04
135	6.1E-02	5	5.11E-04
136	6.2E-02	5	5.18E-04
137	6.1E-02	5	5.11E-04
138	5.8E-02	5	4.90E-04
139	6.7E-03	5	5.63E-05
140	7.5E-03	5	6.25E-05
141	8.4E-03	5	7.08E-05
142	9.7E-03	5	8.15E-05
143	1.1E-02	5	9.38E-05
144	1.3E-02	5	1.09E-04
145	1.5E-02	5	1.27E-04
146	1.8E-02	5	1.51E-04
147	2.2E-02	5	1.81E-04
148	2.5E-02	5	2.14E-04
149	3.0E-02	5	2.53E-04
150	3.5E-02	5	2.96E-04
151	3.8E-02	5	3.20E-04
152	4.0E-02	5	3.39E-04
153	4.3E-02	5	3.58E-04
154	4.3E-02	5	3.59E-04
155	5.7E-03	5	4.79E-05

Ventura Ranch
P2 (off) - Building Construction

Max Cancer Risk Cancer Risk		*Chronic Non Cancer Risk*	
Receptor #	Total Risk/ Million	REL	HI Offroad
156	6.3E-03	5	5.31E-05
157	7.1E-03	5	5.97E-05
158	8.1E-03	5	6.79E-05
159	9.2E-03	5	7.74E-05
160	1.1E-02	5	8.91E-05
161	1.2E-02	5	1.01E-04
162	1.4E-02	5	1.18E-04
163	1.6E-02	5	1.38E-04
164	1.9E-02	5	1.57E-04
165	2.1E-02	5	1.78E-04
166	2.4E-02	5	2.02E-04
167	2.6E-02	5	2.20E-04
168	2.8E-02	5	2.33E-04
169	3.0E-02	5	2.51E-04
170	3.1E-02	5	2.58E-04
171	4.9E-03	5	4.15E-05
172	5.5E-03	5	4.59E-05
173	6.1E-03	5	5.12E-05
174	6.9E-03	5	5.77E-05
175	7.8E-03	5	6.53E-05
176	8.9E-03	5	7.44E-05
177	9.9E-03	5	8.29E-05
178	1.1E-02	5	9.46E-05
179	1.3E-02	5	1.08E-04
180	1.4E-02	5	1.20E-04
181	1.6E-02	5	1.33E-04
182	1.8E-02	5	1.49E-04
183	1.9E-02	5	1.61E-04
184	2.0E-02	5	1.69E-04
185	2.2E-02	5	1.82E-04
186	2.3E-02	5	1.89E-04

Ventura Ranch
P2 (off) - Building Construction

Max Cancer Risk Cancer Risk		*Chronic Non Cancer Risk*	
Receptor #	Total Risk/ Million	REL	HI Offroad
187	4.4E-03	5	3.65E-05
188	4.8E-03	5	4.02E-05
189	5.3E-03	5	4.47E-05
190	6.0E-03	5	5.00E-05
191	6.7E-03	5	5.60E-05
192	7.5E-03	5	6.32E-05
193	8.2E-03	5	6.90E-05
194	9.2E-03	5	7.75E-05
195	1.0E-02	5	8.73E-05
196	1.1E-02	5	9.53E-05
197	1.2E-02	5	1.04E-04
198	1.4E-02	5	1.14E-04
199	1.5E-02	5	1.23E-04
200	1.5E-02	5	1.27E-04
201	1.6E-02	5	1.37E-04
202	1.7E-02	5	1.43E-04
203	3.9E-03	5	3.25E-05
204	4.3E-03	5	3.58E-05
205	4.7E-03	5	3.95E-05
206	5.2E-03	5	4.36E-05
207	5.8E-03	5	4.84E-05
208	6.4E-03	5	5.39E-05
209	7.0E-03	5	5.85E-05
210	7.7E-03	5	6.49E-05
211	8.6E-03	5	7.18E-05
212	9.3E-03	5	7.78E-05
213	1.0E-02	5	8.40E-05
214	1.1E-02	5	9.15E-05
215	1.2E-02	5	9.68E-05
216	1.2E-02	5	9.90E-05
217	1.3E-02	5	1.07E-04

Ventura Ranch
P2 (off) - Building Construction

Max Cancer Risk Cancer Risk		*Chronic Non Cancer Risk*	
Receptor #	Total Risk/ Million	REL	HI Offroad
218	1.3E-02	5	1.12E-04
219	3.5E-03	5	2.93E-05
220	3.8E-03	5	3.21E-05
221	4.2E-03	5	3.53E-05
222	4.6E-03	5	3.84E-05
223	5.0E-03	5	4.22E-05
224	5.5E-03	5	4.66E-05
225	6.0E-03	5	5.03E-05
226	6.6E-03	5	5.50E-05
227	7.2E-03	5	6.02E-05
228	7.7E-03	5	6.48E-05
229	8.3E-03	5	6.98E-05
230	8.9E-03	5	7.50E-05
231	9.2E-03	5	7.68E-05
232	9.4E-03	5	7.92E-05
233	1.0E-02	5	8.54E-05
234	1.1E-02	5	8.97E-05
235	3.2E-03	5	2.67E-05
236	3.5E-03	5	2.91E-05
237	3.8E-03	5	3.17E-05
238	4.1E-03	5	3.43E-05
239	4.4E-03	5	3.72E-05
240	4.9E-03	5	4.07E-05
241	5.2E-03	5	4.40E-05
242	5.6E-03	5	4.73E-05
243	6.1E-03	5	5.14E-05
244	6.6E-03	5	5.50E-05
245	7.0E-03	5	5.89E-05
246	7.5E-03	5	6.26E-05
247	7.3E-03	5	6.14E-05
248	7.8E-03	5	6.51E-05

Ventura Ranch
P2 (off) - Building Construction

Max Cancer Risk Cancer Risk		*Chronic Non Cancer Risk*	
Receptor #	Total Risk/ Million	REL	HI Offroad
249	8.3E-03	5	6.95E-05
250	8.7E-03	5	7.30E-05
251	2.9E-03	5	2.44E-05
252	3.2E-03	5	2.65E-05
253	3.4E-03	5	2.87E-05
254	3.7E-03	5	3.09E-05
255	3.9E-03	5	3.31E-05
256	4.3E-03	5	3.60E-05
257	4.6E-03	5	3.88E-05
258	4.9E-03	5	4.12E-05
259	5.3E-03	5	4.43E-05
260	5.6E-03	5	4.72E-05
261	6.0E-03	5	5.01E-05
262	6.3E-03	5	5.30E-05
263	6.1E-03	5	5.13E-05
264	6.5E-03	5	5.49E-05
265	6.8E-03	5	5.70E-05
266	7.1E-03	5	5.95E-05
267	2.7E-03	5	2.25E-05
268	2.9E-03	5	2.42E-05
269	3.1E-03	5	2.62E-05
270	3.4E-03	5	2.81E-05
271	3.5E-03	5	2.97E-05
272	3.8E-03	5	3.20E-05
273	4.1E-03	5	3.48E-05
274	4.4E-03	5	3.67E-05
275	4.6E-03	5	3.86E-05
276	4.9E-03	5	4.11E-05
277	5.1E-03	5	4.24E-05
278	5.2E-03	5	4.33E-05
279	5.3E-03	5	4.47E-05

Ventura Ranch
P2 (off) - Building Construction

Max Cancer Risk Cancer Risk		*Chronic Non Cancer Risk*	
Receptor #	Total Risk/ Million	REL	HI Offroad
280	5.6E-03	5	4.73E-05
281	5.8E-03	5	4.88E-05
282	6.1E-03	5	5.12E-05
283	2.5E-03	5	2.07E-05
284	2.7E-03	5	2.23E-05
285	2.9E-03	5	2.39E-05
286	3.1E-03	5	2.57E-05
287	3.2E-03	5	2.70E-05
288	3.5E-03	5	2.91E-05
289	3.7E-03	5	3.12E-05
290	3.9E-03	5	3.30E-05
291	4.1E-03	5	3.42E-05
292	4.3E-03	5	3.61E-05
293	4.4E-03	5	3.72E-05
294	4.5E-03	5	3.82E-05
295	4.7E-03	5	3.94E-05
296	4.9E-03	5	4.12E-05
297	5.1E-03	5	4.26E-05
298	5.3E-03	5	4.43E-05
299	2.5E-03	5	2.06E-05
300	2.6E-03	5	2.20E-05
301	2.8E-03	5	2.35E-05
302	3.0E-03	5	2.49E-05
303	3.1E-03	5	2.63E-05
304	3.3E-03	5	2.81E-05
305	3.5E-03	5	2.96E-05
306	3.7E-03	5	3.09E-05
307	3.8E-03	5	3.22E-05
308	4.0E-03	5	3.32E-05

Ventura Ranch
P2 (off) - Building Construction

Max Cancer Risk Cancer Risk		*Chronic Non Cancer Risk*	
Receptor #	Total Risk/ Million	REL	HI Offroad
309	4.0E-03	5	3.37E-05
310	4.1E-03	5	3.48E-05
311	4.4E-03	5	3.65E-05
312	4.6E-03	5	3.82E-05
313	4.6E-03	5	3.85E-05
314	2.3E-03	5	1.91E-05
315	2.4E-03	5	2.03E-05
316	2.6E-03	5	2.16E-05
317	2.7E-03	5	2.28E-05
318	2.9E-03	5	2.40E-05
319	3.0E-03	5	2.55E-05
320	3.2E-03	5	2.69E-05
321	3.3E-03	5	2.76E-05
322	3.4E-03	5	2.89E-05
323	3.6E-03	5	2.98E-05
324	3.6E-03	5	3.03E-05
325	3.7E-03	5	3.10E-05
326	3.9E-03	5	3.26E-05
327	4.0E-03	5	3.39E-05
328	4.0E-03	5	3.37E-05
329	2.1E-03	5	1.77E-05
330	2.2E-03	5	1.87E-05
331	2.4E-03	5	1.99E-05
332	2.5E-03	5	2.10E-05
333	2.6E-03	5	2.20E-05
334	2.8E-03	5	2.33E-05
335	2.9E-03	5	2.46E-05
336	3.0E-03	5	2.52E-05
337	3.1E-03	5	2.62E-05
338	3.2E-03	5	2.72E-05
339	3.3E-03	5	2.77E-05

Ventura Ranch
P2 (off) - Building Construction

Max Cancer Risk Cancer Risk		*Chronic Non Cancer Risk*	
Receptor #	Total Risk/ Million	REL	HI Offroad
340	3.3E-03	5	2.79E-05
341	3.5E-03	5	2.92E-05
342	3.6E-03	5	3.03E-05
343	3.6E-03	5	2.99E-05
344	3.5E-03	5	2.91E-05
345	2.0E-03	5	1.64E-05
346	2.1E-03	5	1.74E-05
347	2.2E-03	5	1.84E-05
348	2.3E-03	5	1.93E-05
349	2.4E-03	5	2.01E-05
350	2.6E-03	5	2.14E-05
351	2.7E-03	5	2.25E-05
352	2.8E-03	5	2.33E-05
353	2.9E-03	5	2.41E-05
354	3.0E-03	5	2.49E-05
355	3.0E-03	5	2.54E-05
356	3.0E-03	5	2.53E-05
357	3.2E-03	5	2.64E-05
358	3.3E-03	5	2.74E-05
359	3.2E-03	5	2.72E-05
360	3.1E-03	5	2.58E-05

Ventura Ranch

P2 (off) - Building Construction Haul or Vendor Risk

		Cancer Risk from 2 to 16 years								
Receptor #	Conc	g/sec	Cair	Dose Constant	Dose	ED	Risk Constant	Risk	Constant 2	Risk/ Million
1	0.27315	2.40E-06	6.5E-07	6.05E-04	3.96E-10	0.84	4.71E-02	1.56E-11	1.0E+06	1.6E-05
2	0.25932	2.40E-06	6.2E-07	6.05E-04	3.76E-10	0.84	4.71E-02	1.48E-11	1.0E+06	1.5E-05
3	0.24831	2.40E-06	5.9E-07	6.05E-04	3.60E-10	0.84	4.71E-02	1.42E-11	1.0E+06	1.4E-05
4	0.23859	2.40E-06	5.7E-07	6.05E-04	3.46E-10	0.84	4.71E-02	1.36E-11	1.0E+06	1.4E-05
5	0.22897	2.40E-06	5.5E-07	6.05E-04	3.32E-10	0.84	4.71E-02	1.31E-11	1.0E+06	1.3E-05
6	0.21609	2.40E-06	5.2E-07	6.05E-04	3.13E-10	0.84	4.71E-02	1.23E-11	1.0E+06	1.2E-05
7	0.20281	2.40E-06	4.9E-07	6.05E-04	2.94E-10	0.84	4.71E-02	1.16E-11	1.0E+06	1.2E-05
8	0.19034	2.40E-06	4.6E-07	6.05E-04	2.76E-10	0.84	4.71E-02	1.09E-11	1.0E+06	1.1E-05
9	0.17571	2.40E-06	4.2E-07	6.05E-04	2.55E-10	0.84	4.71E-02	1.00E-11	1.0E+06	1.0E-05
10	0.16101	2.40E-06	3.9E-07	6.05E-04	2.33E-10	0.84	4.71E-02	9.19E-12	1.0E+06	9.2E-06
11	0.14724	2.40E-06	3.5E-07	6.05E-04	2.13E-10	0.84	4.71E-02	8.41E-12	1.0E+06	8.4E-06
12	0.13459	2.40E-06	3.2E-07	6.05E-04	1.95E-10	0.84	4.71E-02	7.68E-12	1.0E+06	7.7E-06
13	0.1224	2.40E-06	2.9E-07	6.05E-04	1.77E-10	0.84	4.71E-02	6.99E-12	1.0E+06	7.0E-06
14	0.1112	2.40E-06	2.7E-07	6.05E-04	1.61E-10	0.84	4.71E-02	6.35E-12	1.0E+06	6.3E-06
15	0.10302	2.40E-06	2.5E-07	6.05E-04	1.49E-10	0.84	4.71E-02	5.88E-12	1.0E+06	5.9E-06
16	0.09592	2.40E-06	2.3E-07	6.05E-04	1.39E-10	0.84	4.71E-02	5.48E-12	1.0E+06	5.5E-06
17	0.08104	2.40E-06	1.9E-07	6.05E-04	1.17E-10	0.84	4.71E-02	4.63E-12	1.0E+06	4.6E-06
18	0.07653	2.40E-06	1.8E-07	6.05E-04	1.11E-10	0.84	4.71E-02	4.37E-12	1.0E+06	4.4E-06
19	0.0675	2.40E-06	1.6E-07	6.05E-04	9.78E-11	0.84	4.71E-02	3.85E-12	1.0E+06	3.9E-06
20	0.06248	2.40E-06	1.5E-07	6.05E-04	9.05E-11	0.84	4.71E-02	3.57E-12	1.0E+06	3.6E-06
21	0.05649	2.40E-06	1.4E-07	6.05E-04	8.19E-11	0.84	4.71E-02	3.23E-12	1.0E+06	3.2E-06
22	0.20923	2.40E-06	5.0E-07	6.05E-04	3.03E-10	0.84	4.71E-02	1.19E-11	1.0E+06	1.2E-05
23	0.19546	2.40E-06	4.7E-07	6.05E-04	2.83E-10	0.84	4.71E-02	1.12E-11	1.0E+06	1.1E-05
24	0.18164	2.40E-06	4.4E-07	6.05E-04	2.63E-10	0.84	4.71E-02	1.04E-11	1.0E+06	1.0E-05
25	0.16816	2.40E-06	4.0E-07	6.05E-04	2.44E-10	0.84	4.71E-02	9.60E-12	1.0E+06	9.6E-06
26	0.15452	2.40E-06	3.7E-07	6.05E-04	2.24E-10	0.84	4.71E-02	8.82E-12	1.0E+06	8.8E-06
27	0.13999	2.40E-06	3.4E-07	6.05E-04	2.03E-10	0.84	4.71E-02	7.99E-12	1.0E+06	8.0E-06
28	0.12585	2.40E-06	3.0E-07	6.05E-04	1.82E-10	0.84	4.71E-02	7.18E-12	1.0E+06	7.2E-06
29	0.11535	2.40E-06	2.8E-07	6.05E-04	1.67E-10	0.84	4.71E-02	6.59E-12	1.0E+06	6.6E-06
30	0.10967	2.40E-06	2.6E-07	6.05E-04	1.59E-10	0.84	4.71E-02	6.26E-12	1.0E+06	6.3E-06
31	0.09173	2.40E-06	2.2E-07	6.05E-04	1.33E-10	0.84	4.71E-02	5.24E-12	1.0E+06	5.2E-06

Ventura Ranch

P2 (off) - Building Construction Haul or Vendor Risk

							Cancer Risk from 2 to 16 years			
Receptor #	Conc	g/sec	Cair	Dose Constant	Dose	ED	Risk Constant	Risk	Constant 2	Risk/ Million
32	0.07026	2.40E-06	1.7E-07	6.05E-04	1.02E-10	0.84	4.71E-02	4.01E-12	1.0E+06	4.0E-06
33	0.06847	2.40E-06	1.6E-07	6.05E-04	9.92E-11	0.84	4.71E-02	3.91E-12	1.0E+06	3.9E-06
34	0.0699	2.40E-06	1.7E-07	6.05E-04	1.01E-10	0.84	4.71E-02	3.99E-12	1.0E+06	4.0E-06
35	0.13203	2.40E-06	3.2E-07	6.05E-04	1.91E-10	0.84	4.71E-02	7.54E-12	1.0E+06	7.5E-06
36	0.11424	2.40E-06	2.7E-07	6.05E-04	1.66E-10	0.84	4.71E-02	6.52E-12	1.0E+06	6.5E-06
37	0.59905	2.40E-06	1.4E-06	6.05E-04	8.68E-10	0.84	4.71E-02	3.42E-11	1.0E+06	3.4E-05
38	0.52159	2.40E-06	1.2E-06	6.05E-04	7.56E-10	0.84	4.71E-02	2.98E-11	1.0E+06	3.0E-05
39	0.45967	2.40E-06	1.1E-06	6.05E-04	6.66E-10	0.84	4.71E-02	2.62E-11	1.0E+06	2.6E-05
40	0.41289	2.40E-06	9.9E-07	6.05E-04	5.98E-10	0.84	4.71E-02	2.36E-11	1.0E+06	2.4E-05
41	0.66058	2.40E-06	1.6E-06	6.05E-04	9.57E-10	0.84	4.71E-02	3.77E-11	1.0E+06	3.8E-05
42	0.57043	2.40E-06	1.4E-06	6.05E-04	8.27E-10	0.84	4.71E-02	3.26E-11	1.0E+06	3.3E-05
43	0.49903	2.40E-06	1.2E-06	6.05E-04	7.23E-10	0.84	4.71E-02	2.85E-11	1.0E+06	2.8E-05
44	0.44544	2.40E-06	1.1E-06	6.05E-04	6.46E-10	0.84	4.71E-02	2.54E-11	1.0E+06	2.5E-05
45	0.406	2.40E-06	9.7E-07	6.05E-04	5.88E-10	0.84	4.71E-02	2.32E-11	1.0E+06	2.3E-05
46	0.22884	2.40E-06	5.5E-07	6.05E-04	3.32E-10	0.84	4.71E-02	1.31E-11	1.0E+06	1.3E-05
47	0.21212	2.40E-06	5.1E-07	6.05E-04	3.07E-10	0.84	4.71E-02	1.21E-11	1.0E+06	1.2E-05
48	0.62767	2.40E-06	1.5E-06	6.05E-04	9.10E-10	0.84	4.71E-02	3.58E-11	1.0E+06	3.6E-05
49	0.54418	2.40E-06	1.3E-06	6.05E-04	7.89E-10	0.84	4.71E-02	3.11E-11	1.0E+06	3.1E-05
50	0.48257	2.40E-06	1.2E-06	6.05E-04	6.99E-10	0.84	4.71E-02	2.76E-11	1.0E+06	2.8E-05
51	0.43873	2.40E-06	1.1E-06	6.05E-04	6.36E-10	0.84	4.71E-02	2.50E-11	1.0E+06	2.5E-05
52	0.24121	2.40E-06	5.8E-07	6.05E-04	3.50E-10	0.84	4.71E-02	1.38E-11	1.0E+06	1.4E-05
53	0.22198	2.40E-06	5.3E-07	6.05E-04	3.22E-10	0.84	4.71E-02	1.27E-11	1.0E+06	1.3E-05
54	0.20776	2.40E-06	5.0E-07	6.05E-04	3.01E-10	0.84	4.71E-02	1.19E-11	1.0E+06	1.2E-05
55	0.59869	2.40E-06	1.4E-06	6.05E-04	8.68E-10	0.84	4.71E-02	3.42E-11	1.0E+06	3.4E-05
56	0.52756	2.40E-06	1.3E-06	6.05E-04	7.65E-10	0.84	4.71E-02	3.01E-11	1.0E+06	3.0E-05
57	0.47756	2.40E-06	1.1E-06	6.05E-04	6.92E-10	0.84	4.71E-02	2.73E-11	1.0E+06	2.7E-05
58	0.4413	2.40E-06	1.1E-06	6.05E-04	6.40E-10	0.84	4.71E-02	2.52E-11	1.0E+06	2.5E-05
59	0.25411	2.40E-06	6.1E-07	6.05E-04	3.68E-10	0.84	4.71E-02	1.45E-11	1.0E+06	1.5E-05
60	0.2347	2.40E-06	5.6E-07	6.05E-04	3.40E-10	0.84	4.71E-02	1.34E-11	1.0E+06	1.3E-05
61	0.21828	2.40E-06	5.2E-07	6.05E-04	3.16E-10	0.84	4.71E-02	1.25E-11	1.0E+06	1.2E-05
62	0.26761	2.40E-06	6.4E-07	6.05E-04	3.88E-10	0.84	4.71E-02	1.53E-11	1.0E+06	1.5E-05

Ventura Ranch

P2 (off) - Building Construction Haul or Vendor Risk

		Cancer Risk from 2 to 16 years								
Receptor #	Conc	g/sec	Cair	Dose Constant	Dose	ED	Risk Constant	Risk	Constant 2	Risk/ Million
63	0.24748	2.40E-06	5.9E-07	6.05E-04	3.59E-10	0.84	4.71E-02	1.41E-11	1.0E+06	1.4E-05
64	0.22779	2.40E-06	5.5E-07	6.05E-04	3.30E-10	0.84	4.71E-02	1.30E-11	1.0E+06	1.3E-05
65	0.26071	2.40E-06	6.2E-07	6.05E-04	3.78E-10	0.84	4.71E-02	1.49E-11	1.0E+06	1.5E-05
66	1.01211	2.40E-06	2.4E-06	6.05E-04	1.47E-09	0.84	4.71E-02	5.78E-11	1.0E+06	5.8E-05
67	0.8335	2.40E-06	2.0E-06	6.05E-04	1.21E-09	0.84	4.71E-02	4.76E-11	1.0E+06	4.8E-05
68	0.12834	2.40E-06	3.1E-07	6.05E-04	1.86E-10	0.84	4.71E-02	7.33E-12	1.0E+06	7.3E-06
69	0.10493	2.40E-06	2.5E-07	6.05E-04	1.52E-10	0.84	4.71E-02	5.99E-12	1.0E+06	6.0E-06
70	0.09134	2.40E-06	2.2E-07	6.05E-04	1.32E-10	0.84	4.71E-02	5.21E-12	1.0E+06	5.2E-06
71	0.0831	2.40E-06	2.0E-07	6.05E-04	1.20E-10	0.84	4.71E-02	4.74E-12	1.0E+06	4.7E-06
72	1.18101	2.40E-06	2.8E-06	6.05E-04	1.71E-09	0.84	4.71E-02	6.74E-11	1.0E+06	6.7E-05
73	0.95471	2.40E-06	2.3E-06	6.05E-04	1.38E-09	0.84	4.71E-02	5.45E-11	1.0E+06	5.5E-05
74	0.16012	2.40E-06	3.8E-07	6.05E-04	2.32E-10	0.84	4.71E-02	9.14E-12	1.0E+06	9.1E-06
75	0.13616	2.40E-06	3.3E-07	6.05E-04	1.97E-10	0.84	4.71E-02	7.77E-12	1.0E+06	7.8E-06
76	0.11261	2.40E-06	2.7E-07	6.05E-04	1.63E-10	0.84	4.71E-02	6.43E-12	1.0E+06	6.4E-06
77	0.09787	2.40E-06	2.3E-07	6.05E-04	1.42E-10	0.84	4.71E-02	5.59E-12	1.0E+06	5.6E-06
78	0.09175	2.40E-06	2.2E-07	6.05E-04	1.33E-10	0.84	4.71E-02	5.24E-12	1.0E+06	5.2E-06
79	1.41082	2.40E-06	3.4E-06	6.05E-04	2.04E-09	0.84	4.71E-02	8.05E-11	1.0E+06	8.1E-05
80	1.11586	2.40E-06	2.7E-06	6.05E-04	1.62E-09	0.84	4.71E-02	6.37E-11	1.0E+06	6.4E-05
81	0.16124	2.40E-06	3.9E-07	6.05E-04	2.34E-10	0.84	4.71E-02	9.21E-12	1.0E+06	9.2E-06
82	0.14458	2.40E-06	3.5E-07	6.05E-04	2.10E-10	0.84	4.71E-02	8.25E-12	1.0E+06	8.3E-06
83	0.13346	2.40E-06	3.2E-07	6.05E-04	1.93E-10	0.84	4.71E-02	7.62E-12	1.0E+06	7.6E-06
84	0.12969	2.40E-06	3.1E-07	6.05E-04	1.88E-10	0.84	4.71E-02	7.40E-12	1.0E+06	7.4E-06
85	0.11177	2.40E-06	2.7E-07	6.05E-04	1.62E-10	0.84	4.71E-02	6.38E-12	1.0E+06	6.4E-06
86	1.73854	2.40E-06	4.2E-06	6.05E-04	2.52E-09	0.84	4.71E-02	9.93E-11	1.0E+06	9.9E-05
87	1.29237	2.40E-06	3.1E-06	6.05E-04	1.87E-09	0.84	4.71E-02	7.38E-11	1.0E+06	7.4E-05
88	0.15899	2.40E-06	3.8E-07	6.05E-04	2.30E-10	0.84	4.71E-02	9.08E-12	1.0E+06	9.1E-06
89	15.57642	2.40E-06	3.7E-05	6.05E-04	2.26E-08	0.84	4.71E-02	8.89E-10	1.0E+06	8.9E-04
90	11.44535	2.40E-06	2.7E-05	6.05E-04	1.66E-08	0.84	4.71E-02	6.53E-10	1.0E+06	6.5E-04
91	18.20645	2.40E-06	4.4E-05	6.05E-04	2.64E-08	0.84	4.71E-02	1.04E-09	1.0E+06	1.0E-03
92	11.18143	2.40E-06	2.7E-05	6.05E-04	1.62E-08	0.84	4.71E-02	6.38E-10	1.0E+06	6.4E-04
93	20.95114	2.40E-06	5.0E-05	6.05E-04	3.04E-08	0.84	4.71E-02	1.20E-09	1.0E+06	1.2E-03

Ventura Ranch

P2 (off) - Building Construction Haul or Vendor Risk

		Cancer Risk from 2 to 16 years								
Receptor #	Conc	g/sec	Cair	Dose Constant	Dose	ED	Risk Constant	Risk	Constant 2	Risk/ Million
94	13.01504	2.40E-06	3.1E-05	6.05E-04	1.89E-08	0.84	4.71E-02	7.43E-10	1.0E+06	7.4E-04
95	9.07432	2.40E-06	2.2E-05	6.05E-04	1.32E-08	0.84	4.71E-02	5.18E-10	1.0E+06	5.2E-04
96	6.64905	2.40E-06	1.6E-05	6.05E-04	9.64E-09	0.84	4.71E-02	3.80E-10	1.0E+06	3.8E-04
97	4.99337	2.40E-06	1.2E-05	6.05E-04	7.24E-09	0.84	4.71E-02	2.85E-10	1.0E+06	2.9E-04
98	3.88847	2.40E-06	9.3E-06	6.05E-04	5.64E-09	0.84	4.71E-02	2.22E-10	1.0E+06	2.2E-04
99	13.73986	2.40E-06	3.3E-05	6.05E-04	1.99E-08	0.84	4.71E-02	7.84E-10	1.0E+06	7.8E-04
100	9.8886	2.40E-06	2.4E-05	6.05E-04	1.43E-08	0.84	4.71E-02	5.65E-10	1.0E+06	5.6E-04
101	7.48414	2.40E-06	1.8E-05	6.05E-04	1.08E-08	0.84	4.71E-02	4.27E-10	1.0E+06	4.3E-04
102	5.78575	2.40E-06	1.4E-05	6.05E-04	8.38E-09	0.84	4.71E-02	3.30E-10	1.0E+06	3.3E-04
103	4.54733	2.40E-06	1.1E-05	6.05E-04	6.59E-09	0.84	4.71E-02	2.60E-10	1.0E+06	2.6E-04
104	3.59595	2.40E-06	8.6E-06	6.05E-04	5.21E-09	0.84	4.71E-02	2.05E-10	1.0E+06	2.1E-04
105	2.88391	2.40E-06	6.9E-06	6.05E-04	4.18E-09	0.84	4.71E-02	1.65E-10	1.0E+06	1.6E-04
106	2.36163	2.40E-06	5.7E-06	6.05E-04	3.42E-09	0.84	4.71E-02	1.35E-10	1.0E+06	1.3E-04
107	1.97939	2.40E-06	4.7E-06	6.05E-04	2.87E-09	0.84	4.71E-02	1.13E-10	1.0E+06	1.1E-04
108	1.68254	2.40E-06	4.0E-06	6.05E-04	2.44E-09	0.84	4.71E-02	9.61E-11	1.0E+06	9.6E-05
109	10.18663	2.40E-06	2.4E-05	6.05E-04	1.48E-08	0.84	4.71E-02	5.82E-10	1.0E+06	5.8E-04
110	7.89632	2.40E-06	1.9E-05	6.05E-04	1.14E-08	0.84	4.71E-02	4.51E-10	1.0E+06	4.5E-04
111	6.24097	2.40E-06	1.5E-05	6.05E-04	9.04E-09	0.84	4.71E-02	3.56E-10	1.0E+06	3.6E-04
112	4.87072	2.40E-06	1.2E-05	6.05E-04	7.06E-09	0.84	4.71E-02	2.78E-10	1.0E+06	2.8E-04
113	3.98433	2.40E-06	9.5E-06	6.05E-04	5.77E-09	0.84	4.71E-02	2.27E-10	1.0E+06	2.3E-04
114	3.32243	2.40E-06	8.0E-06	6.05E-04	4.82E-09	0.84	4.71E-02	1.90E-10	1.0E+06	1.9E-04
115	2.73196	2.40E-06	6.5E-06	6.05E-04	3.96E-09	0.84	4.71E-02	1.56E-10	1.0E+06	1.6E-04
116	2.28217	2.40E-06	5.5E-06	6.05E-04	3.31E-09	0.84	4.71E-02	1.30E-10	1.0E+06	1.3E-04
117	1.93216	2.40E-06	4.6E-06	6.05E-04	2.80E-09	0.84	4.71E-02	1.10E-10	1.0E+06	1.1E-04
118	1.64379	2.40E-06	3.9E-06	6.05E-04	2.38E-09	0.84	4.71E-02	9.38E-11	1.0E+06	9.4E-05
119	1.40249	2.40E-06	3.4E-06	6.05E-04	2.03E-09	0.84	4.71E-02	8.01E-11	1.0E+06	8.0E-05
120	1.20465	2.40E-06	2.9E-06	6.05E-04	1.75E-09	0.84	4.71E-02	6.88E-11	1.0E+06	6.9E-05
121	1.04736	2.40E-06	2.5E-06	6.05E-04	1.52E-09	0.84	4.71E-02	5.98E-11	1.0E+06	6.0E-05
122	0.90873	2.40E-06	2.2E-06	6.05E-04	1.32E-09	0.84	4.71E-02	5.19E-11	1.0E+06	5.2E-05
123	8.06251	2.40E-06	1.9E-05	6.05E-04	1.17E-08	0.84	4.71E-02	4.60E-10	1.0E+06	4.6E-04
124	6.51863	2.40E-06	1.6E-05	6.05E-04	9.45E-09	0.84	4.71E-02	3.72E-10	1.0E+06	3.7E-04

Ventura Ranch

P2 (off) - Building Construction Haul or Vendor Risk

		Cancer Risk from 2 to 16 years								
Receptor #	Conc	g/sec	Cair	Dose Constant	Dose	ED	Risk Constant	Risk	Constant 2	Risk/ Million
125	5.30279	2.40E-06	1.3E-05	6.05E-04	7.69E-09	0.84	4.71E-02	3.03E-10	1.0E+06	3.0E-04
126	4.14953	2.40E-06	9.9E-06	6.05E-04	6.01E-09	0.84	4.71E-02	2.37E-10	1.0E+06	2.4E-04
127	3.52466	2.40E-06	8.4E-06	6.05E-04	5.11E-09	0.84	4.71E-02	2.01E-10	1.0E+06	2.0E-04
128	3.00801	2.40E-06	7.2E-06	6.05E-04	4.36E-09	0.84	4.71E-02	1.72E-10	1.0E+06	1.7E-04
129	2.42478	2.40E-06	5.8E-06	6.05E-04	3.51E-09	0.84	4.71E-02	1.38E-10	1.0E+06	1.4E-04
130	2.08531	2.40E-06	5.0E-06	6.05E-04	3.02E-09	0.84	4.71E-02	1.19E-10	1.0E+06	1.2E-04
131	1.82868	2.40E-06	4.4E-06	6.05E-04	2.65E-09	0.84	4.71E-02	1.04E-10	1.0E+06	1.0E-04
132	1.5757	2.40E-06	3.8E-06	6.05E-04	2.28E-09	0.84	4.71E-02	9.00E-11	1.0E+06	9.0E-05
133	1.37384	2.40E-06	3.3E-06	6.05E-04	1.99E-09	0.84	4.71E-02	7.84E-11	1.0E+06	7.8E-05
134	1.21308	2.40E-06	2.9E-06	6.05E-04	1.76E-09	0.84	4.71E-02	6.93E-11	1.0E+06	6.9E-05
135	1.06348	2.40E-06	2.5E-06	6.05E-04	1.54E-09	0.84	4.71E-02	6.07E-11	1.0E+06	6.1E-05
136	0.93164	2.40E-06	2.2E-06	6.05E-04	1.35E-09	0.84	4.71E-02	5.32E-11	1.0E+06	5.3E-05
137	0.82157	2.40E-06	2.0E-06	6.05E-04	1.19E-09	0.84	4.71E-02	4.69E-11	1.0E+06	4.7E-05
138	0.71713	2.40E-06	1.7E-06	6.05E-04	1.04E-09	0.84	4.71E-02	4.09E-11	1.0E+06	4.1E-05
139	6.61237	2.40E-06	1.6E-05	6.05E-04	9.58E-09	0.84	4.71E-02	3.78E-10	1.0E+06	3.8E-04
140	5.52987	2.40E-06	1.3E-05	6.05E-04	8.01E-09	0.84	4.71E-02	3.16E-10	1.0E+06	3.2E-04
141	4.58597	2.40E-06	1.1E-05	6.05E-04	6.65E-09	0.84	4.71E-02	2.62E-10	1.0E+06	2.6E-04
142	3.61614	2.40E-06	8.7E-06	6.05E-04	5.24E-09	0.84	4.71E-02	2.06E-10	1.0E+06	2.1E-04
143	3.15758	2.40E-06	7.6E-06	6.05E-04	4.58E-09	0.84	4.71E-02	1.80E-10	1.0E+06	1.8E-04
144	2.71604	2.40E-06	6.5E-06	6.05E-04	3.94E-09	0.84	4.71E-02	1.55E-10	1.0E+06	1.6E-04
145	2.20625	2.40E-06	5.3E-06	6.05E-04	3.20E-09	0.84	4.71E-02	1.26E-10	1.0E+06	1.3E-04
146	1.93656	2.40E-06	4.6E-06	6.05E-04	2.81E-09	0.84	4.71E-02	1.11E-10	1.0E+06	1.1E-04
147	1.71451	2.40E-06	4.1E-06	6.05E-04	2.48E-09	0.84	4.71E-02	9.79E-11	1.0E+06	9.8E-05
148	1.46985	2.40E-06	3.5E-06	6.05E-04	2.13E-09	0.84	4.71E-02	8.39E-11	1.0E+06	8.4E-05
149	1.29854	2.40E-06	3.1E-06	6.05E-04	1.88E-09	0.84	4.71E-02	7.41E-11	1.0E+06	7.4E-05
150	1.17389	2.40E-06	2.8E-06	6.05E-04	1.70E-09	0.84	4.71E-02	6.70E-11	1.0E+06	6.7E-05
151	1.03333	2.40E-06	2.5E-06	6.05E-04	1.50E-09	0.84	4.71E-02	5.90E-11	1.0E+06	5.9E-05
152	0.90876	2.40E-06	2.2E-06	6.05E-04	1.32E-09	0.84	4.71E-02	5.19E-11	1.0E+06	5.2E-05
153	0.82556	2.40E-06	2.0E-06	6.05E-04	1.20E-09	0.84	4.71E-02	4.71E-11	1.0E+06	4.7E-05
154	0.73055	2.40E-06	1.7E-06	6.05E-04	1.06E-09	0.84	4.71E-02	4.17E-11	1.0E+06	4.2E-05
155	5.61883	2.40E-06	1.3E-05	6.05E-04	8.14E-09	0.84	4.71E-02	3.21E-10	1.0E+06	3.2E-04

Ventura Ranch

P2 (off) - Building Construction Haul or Vendor Risk

		Cancer Risk from 2 to 16 years								
Receptor #	Conc	g/sec	Cair	Dose Constant	Dose	ED	Risk Constant	Risk	Constant 2	Risk/ Million
156	4.79418	2.40E-06	1.1E-05	6.05E-04	6.95E-09	0.84	4.71E-02	2.74E-10	1.0E+06	2.7E-04
157	4.02371	2.40E-06	9.6E-06	6.05E-04	5.83E-09	0.84	4.71E-02	2.30E-10	1.0E+06	2.3E-04
158	3.19956	2.40E-06	7.7E-06	6.05E-04	4.64E-09	0.84	4.71E-02	1.83E-10	1.0E+06	1.8E-04
159	2.83648	2.40E-06	6.8E-06	6.05E-04	4.11E-09	0.84	4.71E-02	1.62E-10	1.0E+06	1.6E-04
160	2.46405	2.40E-06	5.9E-06	6.05E-04	3.57E-09	0.84	4.71E-02	1.41E-10	1.0E+06	1.4E-04
161	2.02437	2.40E-06	4.8E-06	6.05E-04	2.93E-09	0.84	4.71E-02	1.16E-10	1.0E+06	1.2E-04
162	1.79538	2.40E-06	4.3E-06	6.05E-04	2.60E-09	0.84	4.71E-02	1.02E-10	1.0E+06	1.0E-04
163	1.60527	2.40E-06	3.8E-06	6.05E-04	2.33E-09	0.84	4.71E-02	9.16E-11	1.0E+06	9.2E-05
164	1.38759	2.40E-06	3.3E-06	6.05E-04	2.01E-09	0.84	4.71E-02	7.92E-11	1.0E+06	7.9E-05
165	1.23382	2.40E-06	3.0E-06	6.05E-04	1.79E-09	0.84	4.71E-02	7.04E-11	1.0E+06	7.0E-05
166	1.12484	2.40E-06	2.7E-06	6.05E-04	1.63E-09	0.84	4.71E-02	6.42E-11	1.0E+06	6.4E-05
167	0.99751	2.40E-06	2.4E-06	6.05E-04	1.45E-09	0.84	4.71E-02	5.69E-11	1.0E+06	5.7E-05
168	0.87538	2.40E-06	2.1E-06	6.05E-04	1.27E-09	0.84	4.71E-02	5.00E-11	1.0E+06	5.0E-05
169	0.80333	2.40E-06	1.9E-06	6.05E-04	1.16E-09	0.84	4.71E-02	4.59E-11	1.0E+06	4.6E-05
170	0.71866	2.40E-06	1.7E-06	6.05E-04	1.04E-09	0.84	4.71E-02	4.10E-11	1.0E+06	4.1E-05
171	4.89369	2.40E-06	1.2E-05	6.05E-04	7.09E-09	0.84	4.71E-02	2.79E-10	1.0E+06	2.8E-04
172	4.23822	2.40E-06	1.0E-05	6.05E-04	6.14E-09	0.84	4.71E-02	2.42E-10	1.0E+06	2.4E-04
173	3.5815	2.40E-06	8.6E-06	6.05E-04	5.19E-09	0.84	4.71E-02	2.04E-10	1.0E+06	2.0E-04
174	2.8665	2.40E-06	6.9E-06	6.05E-04	4.15E-09	0.84	4.71E-02	1.64E-10	1.0E+06	1.6E-04
175	2.55401	2.40E-06	6.1E-06	6.05E-04	3.70E-09	0.84	4.71E-02	1.46E-10	1.0E+06	1.5E-04
176	2.2436	2.40E-06	5.4E-06	6.05E-04	3.25E-09	0.84	4.71E-02	1.28E-10	1.0E+06	1.3E-04
177	1.86418	2.40E-06	4.5E-06	6.05E-04	2.70E-09	0.84	4.71E-02	1.06E-10	1.0E+06	1.1E-04
178	1.66048	2.40E-06	4.0E-06	6.05E-04	2.41E-09	0.84	4.71E-02	9.48E-11	1.0E+06	9.5E-05
179	1.49454	2.40E-06	3.6E-06	6.05E-04	2.17E-09	0.84	4.71E-02	8.53E-11	1.0E+06	8.5E-05
180	1.30111	2.40E-06	3.1E-06	6.05E-04	1.89E-09	0.84	4.71E-02	7.43E-11	1.0E+06	7.4E-05
181	1.15995	2.40E-06	2.8E-06	6.05E-04	1.68E-09	0.84	4.71E-02	6.62E-11	1.0E+06	6.6E-05
182	1.06517	2.40E-06	2.6E-06	6.05E-04	1.54E-09	0.84	4.71E-02	6.08E-11	1.0E+06	6.1E-05
183	0.95092	2.40E-06	2.3E-06	6.05E-04	1.38E-09	0.84	4.71E-02	5.43E-11	1.0E+06	5.4E-05
184	0.8363	2.40E-06	2.0E-06	6.05E-04	1.21E-09	0.84	4.71E-02	4.77E-11	1.0E+06	4.8E-05
185	0.77225	2.40E-06	1.8E-06	6.05E-04	1.12E-09	0.84	4.71E-02	4.41E-11	1.0E+06	4.4E-05
186	0.69601	2.40E-06	1.7E-06	6.05E-04	1.01E-09	0.84	4.71E-02	3.97E-11	1.0E+06	4.0E-05

Ventura Ranch

P2 (off) - Building Construction Haul or Vendor Risk

		Cancer Risk from 2 to 16 years								
Receptor #	Conc	g/sec	Cair	Dose Constant	Dose	ED	Risk Constant	Risk	Constant 2	Risk/ Million
187	4.36778	2.40E-06	1.0E-05	6.05E-04	6.33E-09	0.84	4.71E-02	2.49E-10	1.0E+06	2.5E-04
188	3.80089	2.40E-06	9.1E-06	6.05E-04	5.51E-09	0.84	4.71E-02	2.17E-10	1.0E+06	2.2E-04
189	3.22347	2.40E-06	7.7E-06	6.05E-04	4.67E-09	0.84	4.71E-02	1.84E-10	1.0E+06	1.8E-04
190	2.5863	2.40E-06	6.2E-06	6.05E-04	3.75E-09	0.84	4.71E-02	1.48E-10	1.0E+06	1.5E-04
191	2.31388	2.40E-06	5.5E-06	6.05E-04	3.35E-09	0.84	4.71E-02	1.32E-10	1.0E+06	1.3E-04
192	2.05249	2.40E-06	4.9E-06	6.05E-04	2.97E-09	0.84	4.71E-02	1.17E-10	1.0E+06	1.2E-04
193	1.71095	2.40E-06	4.1E-06	6.05E-04	2.48E-09	0.84	4.71E-02	9.77E-11	1.0E+06	9.8E-05
194	1.53079	2.40E-06	3.7E-06	6.05E-04	2.22E-09	0.84	4.71E-02	8.74E-11	1.0E+06	8.7E-05
195	1.38985	2.40E-06	3.3E-06	6.05E-04	2.01E-09	0.84	4.71E-02	7.93E-11	1.0E+06	7.9E-05
196	1.21992	2.40E-06	2.9E-06	6.05E-04	1.77E-09	0.84	4.71E-02	6.96E-11	1.0E+06	7.0E-05
197	1.09269	2.40E-06	2.6E-06	6.05E-04	1.58E-09	0.84	4.71E-02	6.24E-11	1.0E+06	6.2E-05
198	1.00881	2.40E-06	2.4E-06	6.05E-04	1.46E-09	0.84	4.71E-02	5.76E-11	1.0E+06	5.8E-05
199	0.90597	2.40E-06	2.2E-06	6.05E-04	1.31E-09	0.84	4.71E-02	5.17E-11	1.0E+06	5.2E-05
200	0.79278	2.40E-06	1.9E-06	6.05E-04	1.15E-09	0.84	4.71E-02	4.53E-11	1.0E+06	4.5E-05
201	0.73859	2.40E-06	1.8E-06	6.05E-04	1.07E-09	0.84	4.71E-02	4.22E-11	1.0E+06	4.2E-05
202	0.67144	2.40E-06	1.6E-06	6.05E-04	9.73E-10	0.84	4.71E-02	3.83E-11	1.0E+06	3.8E-05
203	3.9794	2.40E-06	9.5E-06	6.05E-04	5.77E-09	0.84	4.71E-02	2.27E-10	1.0E+06	2.3E-04
204	3.46719	2.40E-06	8.3E-06	6.05E-04	5.02E-09	0.84	4.71E-02	1.98E-10	1.0E+06	2.0E-04
205	2.95601	2.40E-06	7.1E-06	6.05E-04	4.28E-09	0.84	4.71E-02	1.69E-10	1.0E+06	1.7E-04
206	2.37539	2.40E-06	5.7E-06	6.05E-04	3.44E-09	0.84	4.71E-02	1.36E-10	1.0E+06	1.4E-04
207	2.11394	2.40E-06	5.1E-06	6.05E-04	3.06E-09	0.84	4.71E-02	1.21E-10	1.0E+06	1.2E-04
208	1.88754	2.40E-06	4.5E-06	6.05E-04	2.74E-09	0.84	4.71E-02	1.08E-10	1.0E+06	1.1E-04
209	1.58052	2.40E-06	3.8E-06	6.05E-04	2.29E-09	0.84	4.71E-02	9.02E-11	1.0E+06	9.0E-05
210	1.41196	2.40E-06	3.4E-06	6.05E-04	2.05E-09	0.84	4.71E-02	8.06E-11	1.0E+06	8.1E-05
211	1.28783	2.40E-06	3.1E-06	6.05E-04	1.87E-09	0.84	4.71E-02	7.35E-11	1.0E+06	7.4E-05
212	1.14851	2.40E-06	2.8E-06	6.05E-04	1.66E-09	0.84	4.71E-02	6.56E-11	1.0E+06	6.6E-05
213	1.03851	2.40E-06	2.5E-06	6.05E-04	1.51E-09	0.84	4.71E-02	5.93E-11	1.0E+06	5.9E-05
214	0.96226	2.40E-06	2.3E-06	6.05E-04	1.39E-09	0.84	4.71E-02	5.49E-11	1.0E+06	5.5E-05
215	0.86395	2.40E-06	2.1E-06	6.05E-04	1.25E-09	0.84	4.71E-02	4.93E-11	1.0E+06	4.9E-05
216	0.7513	2.40E-06	1.8E-06	6.05E-04	1.09E-09	0.84	4.71E-02	4.29E-11	1.0E+06	4.3E-05
217	0.70358	2.40E-06	1.7E-06	6.05E-04	1.02E-09	0.84	4.71E-02	4.02E-11	1.0E+06	4.0E-05

Ventura Ranch

P2 (off) - Building Construction Haul or Vendor Risk

		Cancer Risk from 2 to 16 years								
Receptor #	Conc	g/sec	Cair	Dose Constant	Dose	ED	Risk Constant	Risk	Constant 2	Risk/ Million
218	0.64811	2.40E-06	1.6E-06	6.05E-04	9.39E-10	0.84	4.71E-02	3.70E-11	1.0E+06	3.7E-05
219	3.66138	2.40E-06	8.8E-06	6.05E-04	5.31E-09	0.84	4.71E-02	2.09E-10	1.0E+06	2.1E-04
220	3.20101	2.40E-06	7.7E-06	6.05E-04	4.64E-09	0.84	4.71E-02	1.83E-10	1.0E+06	1.8E-04
221	2.73219	2.40E-06	6.5E-06	6.05E-04	3.96E-09	0.84	4.71E-02	1.56E-10	1.0E+06	1.6E-04
222	2.20339	2.40E-06	5.3E-06	6.05E-04	3.19E-09	0.84	4.71E-02	1.26E-10	1.0E+06	1.3E-04
223	1.94883	2.40E-06	4.7E-06	6.05E-04	2.82E-09	0.84	4.71E-02	1.11E-10	1.0E+06	1.1E-04
224	1.73834	2.40E-06	4.2E-06	6.05E-04	2.52E-09	0.84	4.71E-02	9.92E-11	1.0E+06	9.9E-05
225	1.48285	2.40E-06	3.6E-06	6.05E-04	2.15E-09	0.84	4.71E-02	8.47E-11	1.0E+06	8.5E-05
226	1.30979	2.40E-06	3.1E-06	6.05E-04	1.90E-09	0.84	4.71E-02	7.48E-11	1.0E+06	7.5E-05
227	1.1994	2.40E-06	2.9E-06	6.05E-04	1.74E-09	0.84	4.71E-02	6.85E-11	1.0E+06	6.8E-05
228	1.08286	2.40E-06	2.6E-06	6.05E-04	1.57E-09	0.84	4.71E-02	6.18E-11	1.0E+06	6.2E-05
229	0.99514	2.40E-06	2.4E-06	6.05E-04	1.44E-09	0.84	4.71E-02	5.68E-11	1.0E+06	5.7E-05
230	0.91976	2.40E-06	2.2E-06	6.05E-04	1.33E-09	0.84	4.71E-02	5.25E-11	1.0E+06	5.3E-05
231	0.80234	2.40E-06	1.9E-06	6.05E-04	1.16E-09	0.84	4.71E-02	4.58E-11	1.0E+06	4.6E-05
232	0.71245	2.40E-06	1.7E-06	6.05E-04	1.03E-09	0.84	4.71E-02	4.07E-11	1.0E+06	4.1E-05
233	0.67073	2.40E-06	1.6E-06	6.05E-04	9.72E-10	0.84	4.71E-02	3.83E-11	1.0E+06	3.8E-05
234	0.62035	2.40E-06	1.5E-06	6.05E-04	8.99E-10	0.84	4.71E-02	3.54E-11	1.0E+06	3.5E-05
235	3.39092	2.40E-06	8.1E-06	6.05E-04	4.91E-09	0.84	4.71E-02	1.94E-10	1.0E+06	1.9E-04
236	2.97217	2.40E-06	7.1E-06	6.05E-04	4.31E-09	0.84	4.71E-02	1.70E-10	1.0E+06	1.7E-04
237	2.54207	2.40E-06	6.1E-06	6.05E-04	3.68E-09	0.84	4.71E-02	1.45E-10	1.0E+06	1.5E-04
238	2.07519	2.40E-06	5.0E-06	6.05E-04	3.01E-09	0.84	4.71E-02	1.18E-10	1.0E+06	1.2E-04
239	1.80708	2.40E-06	4.3E-06	6.05E-04	2.62E-09	0.84	4.71E-02	1.03E-10	1.0E+06	1.0E-04
240	1.62604	2.40E-06	3.9E-06	6.05E-04	2.36E-09	0.84	4.71E-02	9.28E-11	1.0E+06	9.3E-05
241	1.41878	2.40E-06	3.4E-06	6.05E-04	2.06E-09	0.84	4.71E-02	8.10E-11	1.0E+06	8.1E-05
242	1.22129	2.40E-06	2.9E-06	6.05E-04	1.77E-09	0.84	4.71E-02	6.97E-11	1.0E+06	7.0E-05
243	1.12972	2.40E-06	2.7E-06	6.05E-04	1.64E-09	0.84	4.71E-02	6.45E-11	1.0E+06	6.4E-05
244	1.03008	2.40E-06	2.5E-06	6.05E-04	1.49E-09	0.84	4.71E-02	5.88E-11	1.0E+06	5.9E-05
245	0.95441	2.40E-06	2.3E-06	6.05E-04	1.38E-09	0.84	4.71E-02	5.45E-11	1.0E+06	5.4E-05
246	0.88044	2.40E-06	2.1E-06	6.05E-04	1.28E-09	0.84	4.71E-02	5.03E-11	1.0E+06	5.0E-05
247	0.73693	2.40E-06	1.8E-06	6.05E-04	1.07E-09	0.84	4.71E-02	4.21E-11	1.0E+06	4.2E-05
248	0.68162	2.40E-06	1.6E-06	6.05E-04	9.88E-10	0.84	4.71E-02	3.89E-11	1.0E+06	3.9E-05

Ventura Ranch

P2 (off) - Building Construction Haul or Vendor Risk

		Cancer Risk from 2 to 16 years								
Receptor #	Conc	g/sec	Cair	Dose Constant	Dose	ED	Risk Constant	Risk	Constant 2	Risk/ Million
249	0.63868	2.40E-06	1.5E-06	6.05E-04	9.26E-10	0.84	4.71E-02	3.65E-11	1.0E+06	3.6E-05
250	0.59265	2.40E-06	1.4E-06	6.05E-04	8.59E-10	0.84	4.71E-02	3.38E-11	1.0E+06	3.4E-05
251	3.19575	2.40E-06	7.7E-06	6.05E-04	4.63E-09	0.84	4.71E-02	1.82E-10	1.0E+06	1.8E-04
252	2.76951	2.40E-06	6.6E-06	6.05E-04	4.01E-09	0.84	4.71E-02	1.58E-10	1.0E+06	1.6E-04
253	2.38914	2.40E-06	5.7E-06	6.05E-04	3.46E-09	0.84	4.71E-02	1.36E-10	1.0E+06	1.4E-04
254	2.00279	2.40E-06	4.8E-06	6.05E-04	2.90E-09	0.84	4.71E-02	1.14E-10	1.0E+06	1.1E-04
255	1.68993	2.40E-06	4.0E-06	6.05E-04	2.45E-09	0.84	4.71E-02	9.65E-11	1.0E+06	9.6E-05
256	1.53663	2.40E-06	3.7E-06	6.05E-04	2.23E-09	0.84	4.71E-02	8.77E-11	1.0E+06	8.8E-05
257	1.364	2.40E-06	3.3E-06	6.05E-04	1.98E-09	0.84	4.71E-02	7.79E-11	1.0E+06	7.8E-05
258	1.1574	2.40E-06	2.8E-06	6.05E-04	1.68E-09	0.84	4.71E-02	6.61E-11	1.0E+06	6.6E-05
259	1.06634	2.40E-06	2.6E-06	6.05E-04	1.55E-09	0.84	4.71E-02	6.09E-11	1.0E+06	6.1E-05
260	0.97769	2.40E-06	2.3E-06	6.05E-04	1.42E-09	0.84	4.71E-02	5.58E-11	1.0E+06	5.6E-05
261	0.90503	2.40E-06	2.2E-06	6.05E-04	1.31E-09	0.84	4.71E-02	5.17E-11	1.0E+06	5.2E-05
262	0.84018	2.40E-06	2.0E-06	6.05E-04	1.22E-09	0.84	4.71E-02	4.80E-11	1.0E+06	4.8E-05
263	0.7006	2.40E-06	1.7E-06	6.05E-04	1.02E-09	0.84	4.71E-02	4.00E-11	1.0E+06	4.0E-05
264	0.6597	2.40E-06	1.6E-06	6.05E-04	9.56E-10	0.84	4.71E-02	3.77E-11	1.0E+06	3.8E-05
265	0.60324	2.40E-06	1.4E-06	6.05E-04	8.74E-10	0.84	4.71E-02	3.44E-11	1.0E+06	3.4E-05
266	0.55813	2.40E-06	1.3E-06	6.05E-04	8.09E-10	0.84	4.71E-02	3.19E-11	1.0E+06	3.2E-05
267	3.11959	2.40E-06	7.5E-06	6.05E-04	4.52E-09	0.84	4.71E-02	1.78E-10	1.0E+06	1.8E-04
268	2.58145	2.40E-06	6.2E-06	6.05E-04	3.74E-09	0.84	4.71E-02	1.47E-10	1.0E+06	1.5E-04
269	2.26569	2.40E-06	5.4E-06	6.05E-04	3.28E-09	0.84	4.71E-02	1.29E-10	1.0E+06	1.3E-04
270	1.95614	2.40E-06	4.7E-06	6.05E-04	2.83E-09	0.84	4.71E-02	1.12E-10	1.0E+06	1.1E-04
271	1.60196	2.40E-06	3.8E-06	6.05E-04	2.32E-09	0.84	4.71E-02	9.15E-11	1.0E+06	9.1E-05
272	1.45263	2.40E-06	3.5E-06	6.05E-04	2.11E-09	0.84	4.71E-02	8.29E-11	1.0E+06	8.3E-05
273	1.30412	2.40E-06	3.1E-06	6.05E-04	1.89E-09	0.84	4.71E-02	7.45E-11	1.0E+06	7.4E-05
274	1.13089	2.40E-06	2.7E-06	6.05E-04	1.64E-09	0.84	4.71E-02	6.46E-11	1.0E+06	6.5E-05
275	1.00821	2.40E-06	2.4E-06	6.05E-04	1.46E-09	0.84	4.71E-02	5.76E-11	1.0E+06	5.8E-05
276	0.93564	2.40E-06	2.2E-06	6.05E-04	1.36E-09	0.84	4.71E-02	5.34E-11	1.0E+06	5.3E-05
277	0.84125	2.40E-06	2.0E-06	6.05E-04	1.22E-09	0.84	4.71E-02	4.80E-11	1.0E+06	4.8E-05
278	0.75547	2.40E-06	1.8E-06	6.05E-04	1.09E-09	0.84	4.71E-02	4.31E-11	1.0E+06	4.3E-05
279	0.68855	2.40E-06	1.6E-06	6.05E-04	9.98E-10	0.84	4.71E-02	3.93E-11	1.0E+06	3.9E-05

Ventura Ranch

P2 (off) - Building Construction Haul or Vendor Risk

		Cancer Risk from 2 to 16 years								
Receptor #	Conc	g/sec	Cair	Dose Constant	Dose	ED	Risk Constant	Risk	Constant 2	Risk/ Million
280	0.64515	2.40E-06	1.5E-06	6.05E-04	9.35E-10	0.84	4.71E-02	3.68E-11	1.0E+06	3.7E-05
281	0.5882	2.40E-06	1.4E-06	6.05E-04	8.52E-10	0.84	4.71E-02	3.36E-11	1.0E+06	3.4E-05
282	0.54895	2.40E-06	1.3E-06	6.05E-04	7.96E-10	0.84	4.71E-02	3.13E-11	1.0E+06	3.1E-05
283	3.12407	2.40E-06	7.5E-06	6.05E-04	4.53E-09	0.84	4.71E-02	1.78E-10	1.0E+06	1.8E-04
284	2.44466	2.40E-06	5.9E-06	6.05E-04	3.54E-09	0.84	4.71E-02	1.40E-10	1.0E+06	1.4E-04
285	2.17069	2.40E-06	5.2E-06	6.05E-04	3.15E-09	0.84	4.71E-02	1.24E-10	1.0E+06	1.2E-04
286	1.88906	2.40E-06	4.5E-06	6.05E-04	2.74E-09	0.84	4.71E-02	1.08E-10	1.0E+06	1.1E-04
287	1.56333	2.40E-06	3.7E-06	6.05E-04	2.27E-09	0.84	4.71E-02	8.93E-11	1.0E+06	8.9E-05
288	1.37606	2.40E-06	3.3E-06	6.05E-04	1.99E-09	0.84	4.71E-02	7.86E-11	1.0E+06	7.9E-05
289	1.25716	2.40E-06	3.0E-06	6.05E-04	1.82E-09	0.84	4.71E-02	7.18E-11	1.0E+06	7.2E-05
290	1.11964	2.40E-06	2.7E-06	6.05E-04	1.62E-09	0.84	4.71E-02	6.39E-11	1.0E+06	6.4E-05
291	0.96908	2.40E-06	2.3E-06	6.05E-04	1.40E-09	0.84	4.71E-02	5.53E-11	1.0E+06	5.5E-05
292	0.89906	2.40E-06	2.2E-06	6.05E-04	1.30E-09	0.84	4.71E-02	5.13E-11	1.0E+06	5.1E-05
293	0.81305	2.40E-06	1.9E-06	6.05E-04	1.18E-09	0.84	4.71E-02	4.64E-11	1.0E+06	4.6E-05
294	0.74039	2.40E-06	1.8E-06	6.05E-04	1.07E-09	0.84	4.71E-02	4.23E-11	1.0E+06	4.2E-05
295	0.68021	2.40E-06	1.6E-06	6.05E-04	9.86E-10	0.84	4.71E-02	3.88E-11	1.0E+06	3.9E-05
296	0.63215	2.40E-06	1.5E-06	6.05E-04	9.16E-10	0.84	4.71E-02	3.61E-11	1.0E+06	3.6E-05
297	0.58027	2.40E-06	1.4E-06	6.05E-04	8.41E-10	0.84	4.71E-02	3.31E-11	1.0E+06	3.3E-05
298	0.53761	2.40E-06	1.3E-06	6.05E-04	7.79E-10	0.84	4.71E-02	3.07E-11	1.0E+06	3.1E-05
299	2.3673	2.40E-06	5.7E-06	6.05E-04	3.43E-09	0.84	4.71E-02	1.35E-10	1.0E+06	1.4E-04
300	2.07588	2.40E-06	5.0E-06	6.05E-04	3.01E-09	0.84	4.71E-02	1.19E-10	1.0E+06	1.2E-04
301	1.84684	2.40E-06	4.4E-06	6.05E-04	2.68E-09	0.84	4.71E-02	1.05E-10	1.0E+06	1.1E-04
302	1.60304	2.40E-06	3.8E-06	6.05E-04	2.32E-09	0.84	4.71E-02	9.15E-11	1.0E+06	9.2E-05
303	1.38056	2.40E-06	3.3E-06	6.05E-04	2.00E-09	0.84	4.71E-02	7.88E-11	1.0E+06	7.9E-05
304	1.21221	2.40E-06	2.9E-06	6.05E-04	1.76E-09	0.84	4.71E-02	6.92E-11	1.0E+06	6.9E-05
305	1.07733	2.40E-06	2.6E-06	6.05E-04	1.56E-09	0.84	4.71E-02	6.15E-11	1.0E+06	6.2E-05
306	0.95597	2.40E-06	2.3E-06	6.05E-04	1.39E-09	0.84	4.71E-02	5.46E-11	1.0E+06	5.5E-05
307	0.87173	2.40E-06	2.1E-06	6.05E-04	1.26E-09	0.84	4.71E-02	4.98E-11	1.0E+06	5.0E-05
308	0.79628	2.40E-06	1.9E-06	6.05E-04	1.15E-09	0.84	4.71E-02	4.55E-11	1.0E+06	4.5E-05

Ventura Ranch

P2 (off) - Building Construction Haul or Vendor Risk

		Cancer Risk from 2 to 16 years								
Receptor #	Conc	g/sec	Cair	Dose Constant	Dose	ED	Risk Constant	Risk	Constant 2	Risk/ Million
309	0.71892	2.40E-06	1.7E-06	6.05E-04	1.04E-09	0.84	4.71E-02	4.10E-11	1.0E+06	4.1E-05
310	0.66416	2.40E-06	1.6E-06	6.05E-04	9.63E-10	0.84	4.71E-02	3.79E-11	1.0E+06	3.8E-05
311	0.62531	2.40E-06	1.5E-06	6.05E-04	9.06E-10	0.84	4.71E-02	3.57E-11	1.0E+06	3.6E-05
312	0.58519	2.40E-06	1.4E-06	6.05E-04	8.48E-10	0.84	4.71E-02	3.34E-11	1.0E+06	3.3E-05
313	0.52414	2.40E-06	1.3E-06	6.05E-04	7.60E-10	0.84	4.71E-02	2.99E-11	1.0E+06	3.0E-05
314	2.42625	2.40E-06	5.8E-06	6.05E-04	3.52E-09	0.84	4.71E-02	1.39E-10	1.0E+06	1.4E-04
315	1.96962	2.40E-06	4.7E-06	6.05E-04	2.85E-09	0.84	4.71E-02	1.12E-10	1.0E+06	1.1E-04
316	1.77895	2.40E-06	4.3E-06	6.05E-04	2.58E-09	0.84	4.71E-02	1.02E-10	1.0E+06	1.0E-04
317	1.55978	2.40E-06	3.7E-06	6.05E-04	2.26E-09	0.84	4.71E-02	8.90E-11	1.0E+06	8.9E-05
318	1.27319	2.40E-06	3.0E-06	6.05E-04	1.85E-09	0.84	4.71E-02	7.27E-11	1.0E+06	7.3E-05
319	1.16767	2.40E-06	2.8E-06	6.05E-04	1.69E-09	0.84	4.71E-02	6.67E-11	1.0E+06	6.7E-05
320	1.05803	2.40E-06	2.5E-06	6.05E-04	1.53E-09	0.84	4.71E-02	6.04E-11	1.0E+06	6.0E-05
321	0.91141	2.40E-06	2.2E-06	6.05E-04	1.32E-09	0.84	4.71E-02	5.20E-11	1.0E+06	5.2E-05
322	0.84743	2.40E-06	2.0E-06	6.05E-04	1.23E-09	0.84	4.71E-02	4.84E-11	1.0E+06	4.8E-05
323	0.7818	2.40E-06	1.9E-06	6.05E-04	1.13E-09	0.84	4.71E-02	4.46E-11	1.0E+06	4.5E-05
324	0.7093	2.40E-06	1.7E-06	6.05E-04	1.03E-09	0.84	4.71E-02	4.05E-11	1.0E+06	4.0E-05
325	0.65216	2.40E-06	1.6E-06	6.05E-04	9.45E-10	0.84	4.71E-02	3.72E-11	1.0E+06	3.7E-05
326	0.61721	2.40E-06	1.5E-06	6.05E-04	8.94E-10	0.84	4.71E-02	3.52E-11	1.0E+06	3.5E-05
327	0.57761	2.40E-06	1.4E-06	6.05E-04	8.37E-10	0.84	4.71E-02	3.30E-11	1.0E+06	3.3E-05
328	0.5113	2.40E-06	1.2E-06	6.05E-04	7.41E-10	0.84	4.71E-02	2.92E-11	1.0E+06	2.9E-05
329	2.4358	2.40E-06	5.8E-06	6.05E-04	3.53E-09	0.84	4.71E-02	1.39E-10	1.0E+06	1.4E-04
330	1.87806	2.40E-06	4.5E-06	6.05E-04	2.72E-09	0.84	4.71E-02	1.07E-10	1.0E+06	1.1E-04
331	1.69884	2.40E-06	4.1E-06	6.05E-04	2.46E-09	0.84	4.71E-02	9.70E-11	1.0E+06	9.7E-05
332	1.50216	2.40E-06	3.6E-06	6.05E-04	2.18E-09	0.84	4.71E-02	8.58E-11	1.0E+06	8.6E-05
333	1.24376	2.40E-06	3.0E-06	6.05E-04	1.80E-09	0.84	4.71E-02	7.10E-11	1.0E+06	7.1E-05
334	1.13765	2.40E-06	2.7E-06	6.05E-04	1.65E-09	0.84	4.71E-02	6.49E-11	1.0E+06	6.5E-05
335	1.04077	2.40E-06	2.5E-06	6.05E-04	1.51E-09	0.84	4.71E-02	5.94E-11	1.0E+06	5.9E-05
336	0.90045	2.40E-06	2.2E-06	6.05E-04	1.30E-09	0.84	4.71E-02	5.14E-11	1.0E+06	5.1E-05
337	0.83257	2.40E-06	2.0E-06	6.05E-04	1.21E-09	0.84	4.71E-02	4.75E-11	1.0E+06	4.8E-05
338	0.77573	2.40E-06	1.9E-06	6.05E-04	1.12E-09	0.84	4.71E-02	4.43E-11	1.0E+06	4.4E-05
339	0.70836	2.40E-06	1.7E-06	6.05E-04	1.03E-09	0.84	4.71E-02	4.04E-11	1.0E+06	4.0E-05

Ventura Ranch

P2 (off) - Building Construction Haul or Vendor Risk

		Cancer Risk from 2 to 16 years								
Receptor #	Conc	g/sec	Cair	Dose Constant	Dose	ED	Risk Constant	Risk	Constant 2	Risk/ Million
340	0.64247	2.40E-06	1.5E-06	6.05E-04	9.31E-10	0.84	4.71E-02	3.67E-11	1.0E+06	3.7E-05
341	0.60896	2.40E-06	1.5E-06	6.05E-04	8.83E-10	0.84	4.71E-02	3.48E-11	1.0E+06	3.5E-05
342	0.56955	2.40E-06	1.4E-06	6.05E-04	8.25E-10	0.84	4.71E-02	3.25E-11	1.0E+06	3.3E-05
343	0.50006	2.40E-06	1.2E-06	6.05E-04	7.25E-10	0.84	4.71E-02	2.85E-11	1.0E+06	2.9E-05
344	0.4431	2.40E-06	1.1E-06	6.05E-04	6.42E-10	0.84	4.71E-02	2.53E-11	1.0E+06	2.5E-05
345	2.34	2.40E-06	5.6E-06	6.05E-04	3.39E-09	0.84	4.71E-02	1.34E-10	1.0E+06	1.3E-04
346	1.79496	2.40E-06	4.3E-06	6.05E-04	2.60E-09	0.84	4.71E-02	1.02E-10	1.0E+06	1.0E-04
347	1.62381	2.40E-06	3.9E-06	6.05E-04	2.35E-09	0.84	4.71E-02	9.27E-11	1.0E+06	9.3E-05
348	1.44603	2.40E-06	3.5E-06	6.05E-04	2.10E-09	0.84	4.71E-02	8.26E-11	1.0E+06	8.3E-05
349	1.22519	2.40E-06	2.9E-06	6.05E-04	1.78E-09	0.84	4.71E-02	6.99E-11	1.0E+06	7.0E-05
350	1.11205	2.40E-06	2.7E-06	6.05E-04	1.61E-09	0.84	4.71E-02	6.35E-11	1.0E+06	6.3E-05
351	1.0191	2.40E-06	2.4E-06	6.05E-04	1.48E-09	0.84	4.71E-02	5.82E-11	1.0E+06	5.8E-05
352	0.90144	2.40E-06	2.2E-06	6.05E-04	1.31E-09	0.84	4.71E-02	5.15E-11	1.0E+06	5.1E-05
353	0.82225	2.40E-06	2.0E-06	6.05E-04	1.19E-09	0.84	4.71E-02	4.69E-11	1.0E+06	4.7E-05
354	0.76898	2.40E-06	1.8E-06	6.05E-04	1.11E-09	0.84	4.71E-02	4.39E-11	1.0E+06	4.4E-05
355	0.70553	2.40E-06	1.7E-06	6.05E-04	1.02E-09	0.84	4.71E-02	4.03E-11	1.0E+06	4.0E-05
356	0.63303	2.40E-06	1.5E-06	6.05E-04	9.17E-10	0.84	4.71E-02	3.61E-11	1.0E+06	3.6E-05
357	0.60153	2.40E-06	1.4E-06	6.05E-04	8.72E-10	0.84	4.71E-02	3.43E-11	1.0E+06	3.4E-05
358	0.56302	2.40E-06	1.3E-06	6.05E-04	8.16E-10	0.84	4.71E-02	3.21E-11	1.0E+06	3.2E-05
359	0.49987	2.40E-06	1.2E-06	6.05E-04	7.24E-10	0.84	4.71E-02	2.85E-11	1.0E+06	2.9E-05
360	0.43163	2.40E-06	1.0E-06	6.05E-04	6.26E-10	0.84	4.71E-02	2.46E-11	1.0E+06	2.5E-05

Ventura Ranch

P2 (off) - Building Construction Haul or Vendor Risk

Max Cancer Risk Cancer Risk	
Receptor #	**Total Risk/ Million**
1	1.6E-05
2	1.5E-05
3	1.4E-05
4	1.4E-05
5	1.3E-05
6	1.2E-05
7	1.2E-05
8	1.1E-05
9	1.0E-05
10	9.2E-06
11	8.4E-06
12	7.7E-06
13	7.0E-06
14	6.3E-06
15	5.9E-06
16	5.5E-06
17	4.6E-06
18	4.4E-06
19	3.9E-06
20	3.6E-06
21	3.2E-06
22	1.2E-05
23	1.1E-05
24	1.0E-05
25	9.6E-06
26	8.8E-06
27	8.0E-06
28	7.2E-06
29	6.6E-06
30	6.3E-06
31	5.2E-06

Max	**Receptor #**	
0.001	93	Res

Chronic Non Cancer Risk	
REL	**HI Offroad**
5	1.31E-07
5	1.24E-07
5	1.19E-07
5	1.14E-07
5	1.10E-07
5	1.04E-07
5	9.72E-08
5	9.12E-08
5	8.42E-08
5	7.71E-08
5	7.05E-08
5	6.45E-08
5	5.86E-08
5	5.33E-08
5	4.94E-08
5	4.59E-08
5	3.88E-08
5	3.67E-08
5	3.23E-08
5	2.99E-08
5	2.71E-08
5	1.00E-07
5	9.36E-08
5	8.70E-08
5	8.06E-08
5	7.40E-08
5	6.71E-08
5	6.03E-08
5	5.53E-08
5	5.25E-08
5	4.39E-08

Max	**Receptor #**	
1.004E-05	93	Res

Ventura Ranch

P2 (off) - Building Construction Haul or Vendor Risk

Max Cancer Risk Cancer Risk		*Chronic Non Cancer Risk*	
Receptor #	Total Risk/ Million	REL	HI Offroad
32	4.0E-06	5	3.37E-08
33	3.9E-06	5	3.28E-08
34	4.0E-06	5	3.35E-08
35	7.5E-06	5	6.32E-08
36	6.5E-06	5	5.47E-08
37	3.4E-05	5	2.87E-07
38	3.0E-05	5	2.50E-07
39	2.6E-05	5	2.20E-07
40	2.4E-05	5	1.98E-07
41	3.8E-05	5	3.16E-07
42	3.3E-05	5	2.73E-07
43	2.8E-05	5	2.39E-07
44	2.5E-05	5	2.13E-07
45	2.3E-05	5	1.94E-07
46	1.3E-05	5	1.10E-07
47	1.2E-05	5	1.02E-07
48	3.6E-05	5	3.01E-07
49	3.1E-05	5	2.61E-07
50	2.8E-05	5	2.31E-07
51	2.5E-05	5	2.10E-07
52	1.4E-05	5	1.16E-07
53	1.3E-05	5	1.06E-07
54	1.2E-05	5	9.95E-08
55	3.4E-05	5	2.87E-07
56	3.0E-05	5	2.53E-07
57	2.7E-05	5	2.29E-07
58	2.5E-05	5	2.11E-07
59	1.5E-05	5	1.22E-07
60	1.3E-05	5	1.12E-07
61	1.2E-05	5	1.05E-07
62	1.5E-05	5	1.28E-07

Ventura Ranch

P2 (off) - Building Construction Haul or Vendor Risk

Max Cancer Risk Cancer Risk		*Chronic Non Cancer Risk*	
Receptor #	Total Risk/ Million	REL	HI Offroad
63	1.4E-05	5	1.19E-07
64	1.3E-05	5	1.09E-07
65	1.5E-05	5	1.25E-07
66	5.8E-05	5	4.85E-07
67	4.8E-05	5	3.99E-07
68	7.3E-06	5	6.15E-08
69	6.0E-06	5	5.03E-08
70	5.2E-06	5	4.38E-08
71	4.7E-06	5	3.98E-08
72	6.7E-05	5	5.66E-07
73	5.5E-05	5	4.57E-07
74	9.1E-06	5	7.67E-08
75	7.8E-06	5	6.52E-08
76	6.4E-06	5	5.39E-08
77	5.6E-06	5	4.69E-08
78	5.2E-06	5	4.40E-08
79	8.1E-05	5	6.76E-07
80	6.4E-05	5	5.35E-07
81	9.2E-06	5	7.72E-08
82	8.3E-06	5	6.93E-08
83	7.6E-06	5	6.39E-08
84	7.4E-06	5	6.21E-08
85	6.4E-06	5	5.35E-08
86	9.9E-05	5	8.33E-07
87	7.4E-05	5	6.19E-07
88	9.1E-06	5	7.62E-08
89	8.9E-04	5	7.46E-06
90	6.5E-04	5	5.48E-06
91	1.0E-03	5	8.72E-06
92	6.4E-04	5	5.36E-06
93	1.2E-03	5	1.00E-05

Ventura Ranch

P2 (off) - Building Construction Haul or Vendor Risk

Max Cancer Risk Cancer Risk		*Chronic Non Cancer Risk*	
Receptor #	Total Risk/ Million	REL	HI Offroad
94	7.4E-04	5	6.23E-06
95	5.2E-04	5	4.35E-06
96	3.8E-04	5	3.19E-06
97	2.9E-04	5	2.39E-06
98	2.2E-04	5	1.86E-06
99	7.8E-04	5	6.58E-06
100	5.6E-04	5	4.74E-06
101	4.3E-04	5	3.59E-06
102	3.3E-04	5	2.77E-06
103	2.6E-04	5	2.18E-06
104	2.1E-04	5	1.72E-06
105	1.6E-04	5	1.38E-06
106	1.3E-04	5	1.13E-06
107	1.1E-04	5	9.48E-07
108	9.6E-05	5	8.06E-07
109	5.8E-04	5	4.88E-06
110	4.5E-04	5	3.78E-06
111	3.6E-04	5	2.99E-06
112	2.8E-04	5	2.33E-06
113	2.3E-04	5	1.91E-06
114	1.9E-04	5	1.59E-06
115	1.6E-04	5	1.31E-06
116	1.3E-04	5	1.09E-06
117	1.1E-04	5	9.26E-07
118	9.4E-05	5	7.87E-07
119	8.0E-05	5	6.72E-07
120	6.9E-05	5	5.77E-07
121	6.0E-05	5	5.02E-07
122	5.2E-05	5	4.35E-07
123	4.6E-04	5	3.86E-06
124	3.7E-04	5	3.12E-06

Ventura Ranch

P2 (off) - Building Construction Haul or Vendor Risk

Max Cancer Risk Cancer Risk		*Chronic Non Cancer Risk*	
Receptor #	Total Risk/ Million	REL	HI Offroad
125	3.0E-04	5	2.54E-06
126	2.4E-04	5	1.99E-06
127	2.0E-04	5	1.69E-06
128	1.7E-04	5	1.44E-06
129	1.4E-04	5	1.16E-06
130	1.2E-04	5	9.99E-07
131	1.0E-04	5	8.76E-07
132	9.0E-05	5	7.55E-07
133	7.8E-05	5	6.58E-07
134	6.9E-05	5	5.81E-07
135	6.1E-05	5	5.09E-07
136	5.3E-05	5	4.46E-07
137	4.7E-05	5	3.94E-07
138	4.1E-05	5	3.44E-07
139	3.8E-04	5	3.17E-06
140	3.2E-04	5	2.65E-06
141	2.6E-04	5	2.20E-06
142	2.1E-04	5	1.73E-06
143	1.8E-04	5	1.51E-06
144	1.6E-04	5	1.30E-06
145	1.3E-04	5	1.06E-06
146	1.1E-04	5	9.28E-07
147	9.8E-05	5	8.21E-07
148	8.4E-05	5	7.04E-07
149	7.4E-05	5	6.22E-07
150	6.7E-05	5	5.62E-07
151	5.9E-05	5	4.95E-07
152	5.2E-05	5	4.35E-07
153	4.7E-05	5	3.95E-07
154	4.2E-05	5	3.50E-07
155	3.2E-04	5	2.69E-06

Ventura Ranch

P2 (off) - Building Construction Haul or Vendor Risk

Max Cancer Risk Cancer Risk		*Chronic Non Cancer Risk*	
Receptor #	Total Risk/ Million	REL	HI Offroad
156	2.7E-04	5	2.30E-06
157	2.3E-04	5	1.93E-06
158	1.8E-04	5	1.53E-06
159	1.6E-04	5	1.36E-06
160	1.4E-04	5	1.18E-06
161	1.2E-04	5	9.70E-07
162	1.0E-04	5	8.60E-07
163	9.2E-05	5	7.69E-07
164	7.9E-05	5	6.65E-07
165	7.0E-05	5	5.91E-07
166	6.4E-05	5	5.39E-07
167	5.7E-05	5	4.78E-07
168	5.0E-05	5	4.19E-07
169	4.6E-05	5	3.85E-07
170	4.1E-05	5	3.44E-07
171	2.8E-04	5	2.34E-06
172	2.4E-04	5	2.03E-06
173	2.0E-04	5	1.72E-06
174	1.6E-04	5	1.37E-06
175	1.5E-04	5	1.22E-06
176	1.3E-04	5	1.07E-06
177	1.1E-04	5	8.93E-07
178	9.5E-05	5	7.95E-07
179	8.5E-05	5	7.16E-07
180	7.4E-05	5	6.23E-07
181	6.6E-05	5	5.56E-07
182	6.1E-05	5	5.10E-07
183	5.4E-05	5	4.56E-07
184	4.8E-05	5	4.01E-07
185	4.4E-05	5	3.70E-07
186	4.0E-05	5	3.33E-07

Ventura Ranch

P2 (off) - Building Construction Haul or Vendor Risk

Max Cancer Risk Cancer Risk		*Chronic Non Cancer Risk*	
Receptor #	Total Risk/ Million	REL	HI Offroad
187	2.5E-04	5	2.09E-06
188	2.2E-04	5	1.82E-06
189	1.8E-04	5	1.54E-06
190	1.5E-04	5	1.24E-06
191	1.3E-04	5	1.11E-06
192	1.2E-04	5	9.83E-07
193	9.8E-05	5	8.20E-07
194	8.7E-05	5	7.33E-07
195	7.9E-05	5	6.66E-07
196	7.0E-05	5	5.84E-07
197	6.2E-05	5	5.23E-07
198	5.8E-05	5	4.83E-07
199	5.2E-05	5	4.34E-07
200	4.5E-05	5	3.80E-07
201	4.2E-05	5	3.54E-07
202	3.8E-05	5	3.22E-07
203	2.3E-04	5	1.91E-06
204	2.0E-04	5	1.66E-06
205	1.7E-04	5	1.42E-06
206	1.4E-04	5	1.14E-06
207	1.2E-04	5	1.01E-06
208	1.1E-04	5	9.04E-07
209	9.0E-05	5	7.57E-07
210	8.1E-05	5	6.76E-07
211	7.4E-05	5	6.17E-07
212	6.6E-05	5	5.50E-07
213	5.9E-05	5	4.97E-07
214	5.5E-05	5	4.61E-07
215	4.9E-05	5	4.14E-07
216	4.3E-05	5	3.60E-07
217	4.0E-05	5	3.37E-07

Ventura Ranch

P2 (off) - Building Construction Haul or Vendor Risk

Max Cancer Risk Cancer Risk		*Chronic Non Cancer Risk*	
Receptor #	Total Risk/ Million	REL	HI Offroad
218	3.7E-05	5	3.10E-07
219	2.1E-04	5	1.75E-06
220	1.8E-04	5	1.53E-06
221	1.6E-04	5	1.31E-06
222	1.3E-04	5	1.06E-06
223	1.1E-04	5	9.34E-07
224	9.9E-05	5	8.33E-07
225	8.5E-05	5	7.10E-07
226	7.5E-05	5	6.27E-07
227	6.8E-05	5	5.75E-07
228	6.2E-05	5	5.19E-07
229	5.7E-05	5	4.77E-07
230	5.3E-05	5	4.41E-07
231	4.6E-05	5	3.84E-07
232	4.1E-05	5	3.41E-07
233	3.8E-05	5	3.21E-07
234	3.5E-05	5	2.97E-07
235	1.9E-04	5	1.62E-06
236	1.7E-04	5	1.42E-06
237	1.5E-04	5	1.22E-06
238	1.2E-04	5	9.94E-07
239	1.0E-04	5	8.66E-07
240	9.3E-05	5	7.79E-07
241	8.1E-05	5	6.80E-07
242	7.0E-05	5	5.85E-07
243	6.4E-05	5	5.41E-07
244	5.9E-05	5	4.93E-07
245	5.4E-05	5	4.57E-07
246	5.0E-05	5	4.22E-07
247	4.2E-05	5	3.53E-07
248	3.9E-05	5	3.27E-07

Ventura Ranch

P2 (off) - Building Construction Haul or Vendor Risk

Max Cancer Risk Cancer Risk		*Chronic Non Cancer Risk*	
Receptor #	Total Risk/ Million	REL	HI Offroad
249	3.6E-05	5	3.06E-07
250	3.4E-05	5	2.84E-07
251	1.8E-04	5	1.53E-06
252	1.6E-04	5	1.33E-06
253	1.4E-04	5	1.14E-06
254	1.1E-04	5	9.59E-07
255	9.6E-05	5	8.10E-07
256	8.8E-05	5	7.36E-07
257	7.8E-05	5	6.53E-07
258	6.6E-05	5	5.54E-07
259	6.1E-05	5	5.11E-07
260	5.6E-05	5	4.68E-07
261	5.2E-05	5	4.34E-07
262	4.8E-05	5	4.02E-07
263	4.0E-05	5	3.36E-07
264	3.8E-05	5	3.16E-07
265	3.4E-05	5	2.89E-07
266	3.2E-05	5	2.67E-07
267	1.8E-04	5	1.49E-06
268	1.5E-04	5	1.24E-06
269	1.3E-04	5	1.09E-06
270	1.1E-04	5	9.37E-07
271	9.1E-05	5	7.67E-07
272	8.3E-05	5	6.96E-07
273	7.4E-05	5	6.25E-07
274	6.5E-05	5	5.42E-07
275	5.8E-05	5	4.83E-07
276	5.3E-05	5	4.48E-07
277	4.8E-05	5	4.03E-07
278	4.3E-05	5	3.62E-07
279	3.9E-05	5	3.30E-07

Ventura Ranch

P2 (off) - Building Construction Haul or Vendor Risk

Max Cancer Risk Cancer Risk		*Chronic Non Cancer Risk*	
Receptor #	Total Risk/ Million	REL	HI Offroad
280	3.7E-05	5	3.09E-07
281	3.4E-05	5	2.82E-07
282	3.1E-05	5	2.63E-07
283	1.8E-04	5	1.50E-06
284	1.4E-04	5	1.17E-06
285	1.2E-04	5	1.04E-06
286	1.1E-04	5	9.05E-07
287	8.9E-05	5	7.49E-07
288	7.9E-05	5	6.59E-07
289	7.2E-05	5	6.02E-07
290	6.4E-05	5	5.36E-07
291	5.5E-05	5	4.64E-07
292	5.1E-05	5	4.31E-07
293	4.6E-05	5	3.89E-07
294	4.2E-05	5	3.55E-07
295	3.9E-05	5	3.26E-07
296	3.6E-05	5	3.03E-07
297	3.3E-05	5	2.78E-07
298	3.1E-05	5	2.58E-07
299	1.4E-04	5	1.13E-06
300	1.2E-04	5	9.94E-07
301	1.1E-04	5	8.85E-07
302	9.2E-05	5	7.68E-07
303	7.9E-05	5	6.61E-07
304	6.9E-05	5	5.81E-07
305	6.2E-05	5	5.16E-07
306	5.5E-05	5	4.58E-07
307	5.0E-05	5	4.18E-07
308	4.5E-05	5	3.81E-07

Ventura Ranch

P2 (off) - Building Construction Haul or Vendor Risk

Max Cancer Risk Cancer Risk		*Chronic Non Cancer Risk*	
Receptor #	Total Risk/ Million	REL	HI Offroad
309	4.1E-05	5	3.44E-07
310	3.8E-05	5	3.18E-07
311	3.6E-05	5	3.00E-07
312	3.3E-05	5	2.80E-07
313	3.0E-05	5	2.51E-07
314	1.4E-04	5	1.16E-06
315	1.1E-04	5	9.44E-07
316	1.0E-04	5	8.52E-07
317	8.9E-05	5	7.47E-07
318	7.3E-05	5	6.10E-07
319	6.7E-05	5	5.59E-07
320	6.0E-05	5	5.07E-07
321	5.2E-05	5	4.37E-07
322	4.8E-05	5	4.06E-07
323	4.5E-05	5	3.75E-07
324	4.0E-05	5	3.40E-07
325	3.7E-05	5	3.12E-07
326	3.5E-05	5	2.96E-07
327	3.3E-05	5	2.77E-07
328	2.9E-05	5	2.45E-07
329	1.4E-04	5	1.17E-06
330	1.1E-04	5	9.00E-07
331	9.7E-05	5	8.14E-07
332	8.6E-05	5	7.20E-07
333	7.1E-05	5	5.96E-07
334	6.5E-05	5	5.45E-07
335	5.9E-05	5	4.99E-07
336	5.1E-05	5	4.31E-07
337	4.8E-05	5	3.99E-07
338	4.4E-05	5	3.72E-07
339	4.0E-05	5	3.39E-07

Ventura Ranch

P2 (off) - Building Construction Haul or Vendor Risk

Max Cancer Risk Cancer Risk		*Chronic Non Cancer Risk*	
Receptor #	**Total Risk/ Million**	**REL**	**HI Offroad**
340	3.7E-05	5	3.08E-07
341	3.5E-05	5	2.92E-07
342	3.3E-05	5	2.73E-07
343	2.9E-05	5	2.40E-07
344	2.5E-05	5	2.12E-07
345	1.3E-04	5	1.12E-06
346	1.0E-04	5	8.60E-07
347	9.3E-05	5	7.78E-07
348	8.3E-05	5	6.93E-07
349	7.0E-05	5	5.87E-07
350	6.3E-05	5	5.33E-07
351	5.8E-05	5	4.88E-07
352	5.1E-05	5	4.32E-07
353	4.7E-05	5	3.94E-07
354	4.4E-05	5	3.68E-07
355	4.0E-05	5	3.38E-07
356	3.6E-05	5	3.03E-07
357	3.4E-05	5	2.88E-07
358	3.2E-05	5	2.70E-07
359	2.9E-05	5	2.39E-07
360	2.5E-05	5	2.07E-07

Ventura Ranch
P2 (off) - Paving

							Cancer Risk from 2 to 16 years			
Receptor #	Conc	g/sec	Cair	Dose Constant	Dose	ED	Risk Constant	Risk	Constant 2	Risk/ Million
1	2.67098	6.30E-04	1.7E-03	6.05E-04	1.02E-06	0.08	4.71E-02	3.95E-09	1.0E+06	3.9E-03
2	2.45341	6.30E-04	1.5E-03	6.05E-04	9.35E-07	0.08	4.71E-02	3.62E-09	1.0E+06	3.6E-03
3	2.19485	6.30E-04	1.4E-03	6.05E-04	8.37E-07	0.08	4.71E-02	3.24E-09	1.0E+06	3.2E-03
4	1.9156	6.30E-04	1.2E-03	6.05E-04	7.30E-07	0.08	4.71E-02	2.83E-09	1.0E+06	2.8E-03
5	1.63414	6.30E-04	1.0E-03	6.05E-04	6.23E-07	0.08	4.71E-02	2.41E-09	1.0E+06	2.4E-03
6	1.36653	6.30E-04	8.6E-04	6.05E-04	5.21E-07	0.08	4.71E-02	2.02E-09	1.0E+06	2.0E-03
7	1.11921	6.30E-04	7.1E-04	6.05E-04	4.27E-07	0.08	4.71E-02	1.65E-09	1.0E+06	1.7E-03
8	0.90445	6.30E-04	5.7E-04	6.05E-04	3.45E-07	0.08	4.71E-02	1.34E-09	1.0E+06	1.3E-03
9	0.72633	6.30E-04	4.6E-04	6.05E-04	2.77E-07	0.08	4.71E-02	1.07E-09	1.0E+06	1.1E-03
10	0.58135	6.30E-04	3.7E-04	6.05E-04	2.22E-07	0.08	4.71E-02	8.59E-10	1.0E+06	8.6E-04
11	0.46544	6.30E-04	2.9E-04	6.05E-04	1.77E-07	0.08	4.71E-02	6.87E-10	1.0E+06	6.9E-04
12	0.37348	6.30E-04	2.4E-04	6.05E-04	1.42E-07	0.08	4.71E-02	5.52E-10	1.0E+06	5.5E-04
13	0.30316	6.30E-04	1.9E-04	6.05E-04	1.16E-07	0.08	4.71E-02	4.48E-10	1.0E+06	4.5E-04
14	0.21946	6.30E-04	1.4E-04	6.05E-04	8.37E-08	0.08	4.71E-02	3.24E-10	1.0E+06	3.2E-04
15	0.18218	6.30E-04	1.1E-04	6.05E-04	6.94E-08	0.08	4.71E-02	2.69E-10	1.0E+06	2.7E-04
16	0.1556	6.30E-04	9.8E-05	6.05E-04	5.93E-08	0.08	4.71E-02	2.30E-10	1.0E+06	2.3E-04
17	0.12787	6.30E-04	8.1E-05	6.05E-04	4.87E-08	0.08	4.71E-02	1.89E-10	1.0E+06	1.9E-04
18	0.11431	6.30E-04	7.2E-05	6.05E-04	4.36E-08	0.08	4.71E-02	1.69E-10	1.0E+06	1.7E-04
19	0.09741	6.30E-04	6.1E-05	6.05E-04	3.71E-08	0.08	4.71E-02	1.44E-10	1.0E+06	1.4E-04
20	0.08665	6.30E-04	5.5E-05	6.05E-04	3.30E-08	0.08	4.71E-02	1.28E-10	1.0E+06	1.3E-04
21	0.07532	6.30E-04	4.7E-05	6.05E-04	2.87E-08	0.08	4.71E-02	1.11E-10	1.0E+06	1.1E-04
22	1.18188	6.30E-04	7.4E-04	6.05E-04	4.51E-07	0.08	4.71E-02	1.75E-09	1.0E+06	1.7E-03
23	0.94379	6.30E-04	5.9E-04	6.05E-04	3.60E-07	0.08	4.71E-02	1.39E-09	1.0E+06	1.4E-03
24	0.74826	6.30E-04	4.7E-04	6.05E-04	2.85E-07	0.08	4.71E-02	1.11E-09	1.0E+06	1.1E-03
25	0.59227	6.30E-04	3.7E-04	6.05E-04	2.26E-07	0.08	4.71E-02	8.75E-10	1.0E+06	8.7E-04
26	0.47052	6.30E-04	3.0E-04	6.05E-04	1.79E-07	0.08	4.71E-02	6.95E-10	1.0E+06	6.9E-04
27	0.37498	6.30E-04	2.4E-04	6.05E-04	1.43E-07	0.08	4.71E-02	5.54E-10	1.0E+06	5.5E-04
28	0.30297	6.30E-04	1.9E-04	6.05E-04	1.15E-07	0.08	4.71E-02	4.47E-10	1.0E+06	4.5E-04
29	0.22015	6.30E-04	1.4E-04	6.05E-04	8.39E-08	0.08	4.71E-02	3.25E-10	1.0E+06	3.3E-04
30	0.18674	6.30E-04	1.2E-04	6.05E-04	7.12E-08	0.08	4.71E-02	2.76E-10	1.0E+06	2.8E-04
31	0.15059	6.30E-04	9.5E-05	6.05E-04	5.74E-08	0.08	4.71E-02	2.22E-10	1.0E+06	2.2E-04

Ventura Ranch
P2 (off) - Paving

		Cancer Risk from 2 to 16 years								
Receptor #	Conc	g/sec	Cair	Dose Constant	Dose	ED	Risk Constant	Risk	Constant 2	Risk/ Million
32	0.11128	6.30E-04	7.0E-05	6.05E-04	4.24E-08	0.08	4.71E-02	1.64E-10	1.0E+06	1.6E-04
33	0.10293	6.30E-04	6.5E-05	6.05E-04	3.92E-08	0.08	4.71E-02	1.52E-10	1.0E+06	1.5E-04
34	0.10033	6.30E-04	6.3E-05	6.05E-04	3.82E-08	0.08	4.71E-02	1.48E-10	1.0E+06	1.5E-04
35	0.25228	6.30E-04	1.6E-04	6.05E-04	9.62E-08	0.08	4.71E-02	3.73E-10	1.0E+06	3.7E-04
36	0.18922	6.30E-04	1.2E-04	6.05E-04	7.21E-08	0.08	4.71E-02	2.79E-10	1.0E+06	2.8E-04
37	3.20186	6.30E-04	2.0E-03	6.05E-04	1.22E-06	0.08	4.71E-02	4.73E-09	1.0E+06	4.7E-03
38	3.64555	6.30E-04	2.3E-03	6.05E-04	1.39E-06	0.08	4.71E-02	5.38E-09	1.0E+06	5.4E-03
39	3.98361	6.30E-04	2.5E-03	6.05E-04	1.52E-06	0.08	4.71E-02	5.88E-09	1.0E+06	5.9E-03
40	4.18322	6.30E-04	2.6E-03	6.05E-04	1.59E-06	0.08	4.71E-02	6.18E-09	1.0E+06	6.2E-03
41	3.39741	6.30E-04	2.1E-03	6.05E-04	1.30E-06	0.08	4.71E-02	5.02E-09	1.0E+06	5.0E-03
42	3.9502	6.30E-04	2.5E-03	6.05E-04	1.51E-06	0.08	4.71E-02	5.83E-09	1.0E+06	5.8E-03
43	4.40314	6.30E-04	2.8E-03	6.05E-04	1.68E-06	0.08	4.71E-02	6.50E-09	1.0E+06	6.5E-03
44	4.7168	6.30E-04	3.0E-03	6.05E-04	1.80E-06	0.08	4.71E-02	6.97E-09	1.0E+06	7.0E-03
45	4.8382	6.30E-04	3.0E-03	6.05E-04	1.84E-06	0.08	4.71E-02	7.15E-09	1.0E+06	7.1E-03
46	1.10847	6.30E-04	7.0E-04	6.05E-04	4.23E-07	0.08	4.71E-02	1.64E-09	1.0E+06	1.6E-03
47	0.83146	6.30E-04	5.2E-04	6.05E-04	3.17E-07	0.08	4.71E-02	1.23E-09	1.0E+06	1.2E-03
48	4.26202	6.30E-04	2.7E-03	6.05E-04	1.62E-06	0.08	4.71E-02	6.30E-09	1.0E+06	6.3E-03
49	4.8893	6.30E-04	3.1E-03	6.05E-04	1.86E-06	0.08	4.71E-02	7.22E-09	1.0E+06	7.2E-03
50	5.34441	6.30E-04	3.4E-03	6.05E-04	2.04E-06	0.08	4.71E-02	7.89E-09	1.0E+06	7.9E-03
51	5.52064	6.30E-04	3.5E-03	6.05E-04	2.10E-06	0.08	4.71E-02	8.15E-09	1.0E+06	8.2E-03
52	1.15052	6.30E-04	7.2E-04	6.05E-04	4.39E-07	0.08	4.71E-02	1.70E-09	1.0E+06	1.7E-03
53	0.8505	6.30E-04	5.4E-04	6.05E-04	3.24E-07	0.08	4.71E-02	1.26E-09	1.0E+06	1.3E-03
54	0.63724	6.30E-04	4.0E-04	6.05E-04	2.43E-07	0.08	4.71E-02	9.41E-10	1.0E+06	9.4E-04
55	5.34838	6.30E-04	3.4E-03	6.05E-04	2.04E-06	0.08	4.71E-02	7.90E-09	1.0E+06	7.9E-03
56	6.00741	6.30E-04	3.8E-03	6.05E-04	2.29E-06	0.08	4.71E-02	8.87E-09	1.0E+06	8.9E-03
57	6.31971	6.30E-04	4.0E-03	6.05E-04	2.41E-06	0.08	4.71E-02	9.33E-09	1.0E+06	9.3E-03
58	6.1613	6.30E-04	3.9E-03	6.05E-04	2.35E-06	0.08	4.71E-02	9.10E-09	1.0E+06	9.1E-03
59	1.19332	6.30E-04	7.5E-04	6.05E-04	4.55E-07	0.08	4.71E-02	1.76E-09	1.0E+06	1.8E-03
60	0.86863	6.30E-04	5.5E-04	6.05E-04	3.31E-07	0.08	4.71E-02	1.28E-09	1.0E+06	1.3E-03
61	0.64551	6.30E-04	4.1E-04	6.05E-04	2.46E-07	0.08	4.71E-02	9.53E-10	1.0E+06	9.5E-04
62	1.23707	6.30E-04	7.8E-04	6.05E-04	4.72E-07	0.08	4.71E-02	1.83E-09	1.0E+06	1.8E-03

Ventura Ranch
P2 (off) - Paving

							Cancer Risk from 2 to 16 years			
Receptor #	Conc	g/sec	Cair	Dose Constant	Dose	ED	Risk Constant	Risk	Constant 2	Risk/ Million
63	0.88737	6.30E-04	5.6E-04	6.05E-04	3.38E-07	0.08	4.71E-02	1.31E-09	1.0E+06	1.3E-03
64	0.65477	6.30E-04	4.1E-04	6.05E-04	2.50E-07	0.08	4.71E-02	9.67E-10	1.0E+06	9.7E-04
65	0.90792	6.30E-04	5.7E-04	6.05E-04	3.46E-07	0.08	4.71E-02	1.34E-09	1.0E+06	1.3E-03
66	5.53785	6.30E-04	3.5E-03	6.05E-04	2.11E-06	0.08	4.71E-02	8.18E-09	1.0E+06	8.2E-03
67	7.41069	6.30E-04	4.7E-03	6.05E-04	2.82E-06	0.08	4.71E-02	1.09E-08	1.0E+06	1.1E-02
68	0.2113	6.30E-04	1.3E-04	6.05E-04	8.05E-08	0.08	4.71E-02	3.12E-10	1.0E+06	3.1E-04
69	0.18144	6.30E-04	1.1E-04	6.05E-04	6.92E-08	0.08	4.71E-02	2.68E-10	1.0E+06	2.7E-04
70	0.15842	6.30E-04	1.0E-04	6.05E-04	6.04E-08	0.08	4.71E-02	2.34E-10	1.0E+06	2.3E-04
71	0.14215	6.30E-04	9.0E-05	6.05E-04	5.42E-08	0.08	4.71E-02	2.10E-10	1.0E+06	2.1E-04
72	5.80901	6.30E-04	3.7E-03	6.05E-04	2.21E-06	0.08	4.71E-02	8.58E-09	1.0E+06	8.6E-03
73	8.18395	6.30E-04	5.2E-03	6.05E-04	3.12E-06	0.08	4.71E-02	1.21E-08	1.0E+06	1.2E-02
74	0.2666	6.30E-04	1.7E-04	6.05E-04	1.02E-07	0.08	4.71E-02	3.94E-10	1.0E+06	3.9E-04
75	0.22965	6.30E-04	1.4E-04	6.05E-04	8.75E-08	0.08	4.71E-02	3.39E-10	1.0E+06	3.4E-04
76	0.19904	6.30E-04	1.3E-04	6.05E-04	7.59E-08	0.08	4.71E-02	2.94E-10	1.0E+06	2.9E-04
77	0.17456	6.30E-04	1.1E-04	6.05E-04	6.65E-08	0.08	4.71E-02	2.58E-10	1.0E+06	2.6E-04
78	0.15994	6.30E-04	1.0E-04	6.05E-04	6.10E-08	0.08	4.71E-02	2.36E-10	1.0E+06	2.4E-04
79	5.96334	6.30E-04	3.8E-03	6.05E-04	2.27E-06	0.08	4.71E-02	8.81E-09	1.0E+06	8.8E-03
80	8.91852	6.30E-04	5.6E-03	6.05E-04	3.40E-06	0.08	4.71E-02	1.32E-08	1.0E+06	1.3E-02
81	0.29066	6.30E-04	1.8E-04	6.05E-04	1.11E-07	0.08	4.71E-02	4.29E-10	1.0E+06	4.3E-04
82	0.2531	6.30E-04	1.6E-04	6.05E-04	9.65E-08	0.08	4.71E-02	3.74E-10	1.0E+06	3.7E-04
83	0.22851	6.30E-04	1.4E-04	6.05E-04	8.71E-08	0.08	4.71E-02	3.38E-10	1.0E+06	3.4E-04
84	0.21076	6.30E-04	1.3E-04	6.05E-04	8.03E-08	0.08	4.71E-02	3.11E-10	1.0E+06	3.1E-04
85	0.18748	6.30E-04	1.2E-04	6.05E-04	7.15E-08	0.08	4.71E-02	2.77E-10	1.0E+06	2.8E-04
86	6.04208	6.30E-04	3.8E-03	6.05E-04	2.30E-06	0.08	4.71E-02	8.92E-09	1.0E+06	8.9E-03
87	11.4022	6.30E-04	7.2E-03	6.05E-04	4.35E-06	0.08	4.71E-02	1.68E-08	1.0E+06	1.7E-02
88	0.2944	6.30E-04	1.9E-04	6.05E-04	1.12E-07	0.08	4.71E-02	4.35E-10	1.0E+06	4.3E-04
89	1.39036	6.30E-04	8.8E-04	6.05E-04	5.30E-07	0.08	4.71E-02	2.05E-09	1.0E+06	2.1E-03
90	0.92168	6.30E-04	5.8E-04	6.05E-04	3.51E-07	0.08	4.71E-02	1.36E-09	1.0E+06	1.4E-03
91	1.07779	6.30E-04	6.8E-04	6.05E-04	4.11E-07	0.08	4.71E-02	1.59E-09	1.0E+06	1.6E-03
92	1.2919	6.30E-04	8.1E-04	6.05E-04	4.92E-07	0.08	4.71E-02	1.91E-09	1.0E+06	1.9E-03
93	0.74292	6.30E-04	4.7E-04	6.05E-04	2.83E-07	0.08	4.71E-02	1.10E-09	1.0E+06	1.1E-03

Ventura Ranch
P2 (off) - Paving

							Cancer Risk from 2 to 16 years			
Receptor #	Conc	g/sec	Cair	Dose Constant	Dose	ED	Risk Constant	Risk	Constant 2	Risk/ Million
94	0.85526	6.30E-04	5.4E-04	6.05E-04	3.26E-07	0.08	4.71E-02	1.26E-09	1.0E+06	1.3E-03
95	1.00801	6.30E-04	6.4E-04	6.05E-04	3.84E-07	0.08	4.71E-02	1.49E-09	1.0E+06	1.5E-03
96	1.25478	6.30E-04	7.9E-04	6.05E-04	4.78E-07	0.08	4.71E-02	1.85E-09	1.0E+06	1.9E-03
97	1.62773	6.30E-04	1.0E-03	6.05E-04	6.20E-07	0.08	4.71E-02	2.40E-09	1.0E+06	2.4E-03
98	2.13601	6.30E-04	1.3E-03	6.05E-04	8.14E-07	0.08	4.71E-02	3.15E-09	1.0E+06	3.2E-03
99	0.60086	6.30E-04	3.8E-04	6.05E-04	2.29E-07	0.08	4.71E-02	8.87E-10	1.0E+06	8.9E-04
100	0.68244	6.30E-04	4.3E-04	6.05E-04	2.60E-07	0.08	4.71E-02	1.01E-09	1.0E+06	1.0E-03
101	0.79286	6.30E-04	5.0E-04	6.05E-04	3.02E-07	0.08	4.71E-02	1.17E-09	1.0E+06	1.2E-03
102	0.96107	6.30E-04	6.1E-04	6.05E-04	3.66E-07	0.08	4.71E-02	1.42E-09	1.0E+06	1.4E-03
103	1.20351	6.30E-04	7.6E-04	6.05E-04	4.59E-07	0.08	4.71E-02	1.78E-09	1.0E+06	1.8E-03
104	1.55809	6.30E-04	9.8E-04	6.05E-04	5.94E-07	0.08	4.71E-02	2.30E-09	1.0E+06	2.3E-03
105	2.09301	6.30E-04	1.3E-03	6.05E-04	7.98E-07	0.08	4.71E-02	3.09E-09	1.0E+06	3.1E-03
106	2.97557	6.30E-04	1.9E-03	6.05E-04	1.13E-06	0.08	4.71E-02	4.39E-09	1.0E+06	4.4E-03
107	4.63182	6.30E-04	2.9E-03	6.05E-04	1.77E-06	0.08	4.71E-02	6.84E-09	1.0E+06	6.8E-03
108	10.79804	6.30E-04	6.8E-03	6.05E-04	4.12E-06	0.08	4.71E-02	1.59E-08	1.0E+06	1.6E-02
109	0.48682	6.30E-04	3.1E-04	6.05E-04	1.86E-07	0.08	4.71E-02	7.19E-10	1.0E+06	7.2E-04
110	0.5467	6.30E-04	3.4E-04	6.05E-04	2.08E-07	0.08	4.71E-02	8.07E-10	1.0E+06	8.1E-04
111	0.62996	6.30E-04	4.0E-04	6.05E-04	2.40E-07	0.08	4.71E-02	9.30E-10	1.0E+06	9.3E-04
112	0.75252	6.30E-04	4.7E-04	6.05E-04	2.87E-07	0.08	4.71E-02	1.11E-09	1.0E+06	1.1E-03
113	0.90428	6.30E-04	5.7E-04	6.05E-04	3.45E-07	0.08	4.71E-02	1.34E-09	1.0E+06	1.3E-03
114	1.10605	6.30E-04	7.0E-04	6.05E-04	4.22E-07	0.08	4.71E-02	1.63E-09	1.0E+06	1.6E-03
115	1.38599	6.30E-04	8.7E-04	6.05E-04	5.28E-07	0.08	4.71E-02	2.05E-09	1.0E+06	2.0E-03
116	1.77871	6.30E-04	1.1E-03	6.05E-04	6.78E-07	0.08	4.71E-02	2.63E-09	1.0E+06	2.6E-03
117	2.47871	6.30E-04	1.6E-03	6.05E-04	9.45E-07	0.08	4.71E-02	3.66E-09	1.0E+06	3.7E-03
118	3.8224	6.30E-04	2.4E-03	6.05E-04	1.46E-06	0.08	4.71E-02	5.65E-09	1.0E+06	5.6E-03
119	5.40749	6.30E-04	3.4E-03	6.05E-04	2.06E-06	0.08	4.71E-02	7.99E-09	1.0E+06	8.0E-03
120	5.7689	6.30E-04	3.6E-03	6.05E-04	2.20E-06	0.08	4.71E-02	8.52E-09	1.0E+06	8.5E-03
121	5.38075	6.30E-04	3.4E-03	6.05E-04	2.05E-06	0.08	4.71E-02	7.95E-09	1.0E+06	7.9E-03
122	4.80828	6.30E-04	3.0E-03	6.05E-04	1.83E-06	0.08	4.71E-02	7.10E-09	1.0E+06	7.1E-03
123	0.39835	6.30E-04	2.5E-04	6.05E-04	1.52E-07	0.08	4.71E-02	5.88E-10	1.0E+06	5.9E-04
124	0.44399	6.30E-04	2.8E-04	6.05E-04	1.69E-07	0.08	4.71E-02	6.56E-10	1.0E+06	6.6E-04

Ventura Ranch
P2 (off) - Paving

							Cancer Risk from 2 to 16 years			
Receptor #	Conc	g/sec	Cair	Dose Constant	Dose	ED	Risk Constant	Risk	Constant 2	Risk/ Million
125	0.5063	6.30E-04	3.2E-04	6.05E-04	1.93E-07	0.08	4.71E-02	7.48E-10	1.0E+06	7.5E-04
126	0.59241	6.30E-04	3.7E-04	6.05E-04	2.26E-07	0.08	4.71E-02	8.75E-10	1.0E+06	8.7E-04
127	0.69278	6.30E-04	4.4E-04	6.05E-04	2.64E-07	0.08	4.71E-02	1.02E-09	1.0E+06	1.0E-03
128	0.82179	6.30E-04	5.2E-04	6.05E-04	3.13E-07	0.08	4.71E-02	1.21E-09	1.0E+06	1.2E-03
129	0.99465	6.30E-04	6.3E-04	6.05E-04	3.79E-07	0.08	4.71E-02	1.47E-09	1.0E+06	1.5E-03
130	1.21672	6.30E-04	7.7E-04	6.05E-04	4.64E-07	0.08	4.71E-02	1.80E-09	1.0E+06	1.8E-03
131	1.562	6.30E-04	9.8E-04	6.05E-04	5.95E-07	0.08	4.71E-02	2.31E-09	1.0E+06	2.3E-03
132	2.0355	6.30E-04	1.3E-03	6.05E-04	7.76E-07	0.08	4.71E-02	3.01E-09	1.0E+06	3.0E-03
133	2.61423	6.30E-04	1.6E-03	6.05E-04	9.97E-07	0.08	4.71E-02	3.86E-09	1.0E+06	3.9E-03
134	3.10875	6.30E-04	2.0E-03	6.05E-04	1.19E-06	0.08	4.71E-02	4.59E-09	1.0E+06	4.6E-03
135	3.32013	6.30E-04	2.1E-03	6.05E-04	1.27E-06	0.08	4.71E-02	4.90E-09	1.0E+06	4.9E-03
136	3.28526	6.30E-04	2.1E-03	6.05E-04	1.25E-06	0.08	4.71E-02	4.85E-09	1.0E+06	4.9E-03
137	3.17209	6.30E-04	2.0E-03	6.05E-04	1.21E-06	0.08	4.71E-02	4.69E-09	1.0E+06	4.7E-03
138	2.97963	6.30E-04	1.9E-03	6.05E-04	1.14E-06	0.08	4.71E-02	4.40E-09	1.0E+06	4.4E-03
139	0.33119	6.30E-04	2.1E-04	6.05E-04	1.26E-07	0.08	4.71E-02	4.89E-10	1.0E+06	4.9E-04
140	0.36704	6.30E-04	2.3E-04	6.05E-04	1.40E-07	0.08	4.71E-02	5.42E-10	1.0E+06	5.4E-04
141	0.41424	6.30E-04	2.6E-04	6.05E-04	1.58E-07	0.08	4.71E-02	6.12E-10	1.0E+06	6.1E-04
142	0.47655	6.30E-04	3.0E-04	6.05E-04	1.82E-07	0.08	4.71E-02	7.04E-10	1.0E+06	7.0E-04
143	0.54806	6.30E-04	3.5E-04	6.05E-04	2.09E-07	0.08	4.71E-02	8.09E-10	1.0E+06	8.1E-04
144	0.63954	6.30E-04	4.0E-04	6.05E-04	2.44E-07	0.08	4.71E-02	9.45E-10	1.0E+06	9.4E-04
145	0.74967	6.30E-04	4.7E-04	6.05E-04	2.86E-07	0.08	4.71E-02	1.11E-09	1.0E+06	1.1E-03
146	0.89666	6.30E-04	5.6E-04	6.05E-04	3.42E-07	0.08	4.71E-02	1.32E-09	1.0E+06	1.3E-03
147	1.09448	6.30E-04	6.9E-04	6.05E-04	4.17E-07	0.08	4.71E-02	1.62E-09	1.0E+06	1.6E-03
148	1.30998	6.30E-04	8.3E-04	6.05E-04	4.99E-07	0.08	4.71E-02	1.93E-09	1.0E+06	1.9E-03
149	1.58007	6.30E-04	1.0E-03	6.05E-04	6.02E-07	0.08	4.71E-02	2.33E-09	1.0E+06	2.3E-03
150	1.86655	6.30E-04	1.2E-03	6.05E-04	7.12E-07	0.08	4.71E-02	2.76E-09	1.0E+06	2.8E-03
151	2.02732	6.30E-04	1.3E-03	6.05E-04	7.73E-07	0.08	4.71E-02	2.99E-09	1.0E+06	3.0E-03
152	2.12991	6.30E-04	1.3E-03	6.05E-04	8.12E-07	0.08	4.71E-02	3.15E-09	1.0E+06	3.1E-03
153	2.22202	6.30E-04	1.4E-03	6.05E-04	8.47E-07	0.08	4.71E-02	3.28E-09	1.0E+06	3.3E-03
154	2.19845	6.30E-04	1.4E-03	6.05E-04	8.38E-07	0.08	4.71E-02	3.25E-09	1.0E+06	3.2E-03
155	0.27998	6.30E-04	1.8E-04	6.05E-04	1.07E-07	0.08	4.71E-02	4.14E-10	1.0E+06	4.1E-04

Ventura Ranch
P2 (off) - Paving

							Cancer Risk from 2 to 16 years			
Receptor #	Conc	g/sec	Cair	Dose Constant	Dose	ED	Risk Constant	Risk	Constant 2	Risk/ Million
156	0.309	6.30E-04	1.9E-04	6.05E-04	1.18E-07	0.08	4.71E-02	4.56E-10	1.0E+06	4.6E-04
157	0.346	6.30E-04	2.2E-04	6.05E-04	1.32E-07	0.08	4.71E-02	5.11E-10	1.0E+06	5.1E-04
158	0.3932	6.30E-04	2.5E-04	6.05E-04	1.50E-07	0.08	4.71E-02	5.81E-10	1.0E+06	5.8E-04
159	0.44781	6.30E-04	2.8E-04	6.05E-04	1.71E-07	0.08	4.71E-02	6.61E-10	1.0E+06	6.6E-04
160	0.51676	6.30E-04	3.3E-04	6.05E-04	1.97E-07	0.08	4.71E-02	7.63E-10	1.0E+06	7.6E-04
161	0.592	6.30E-04	3.7E-04	6.05E-04	2.26E-07	0.08	4.71E-02	8.74E-10	1.0E+06	8.7E-04
162	0.6932	6.30E-04	4.4E-04	6.05E-04	2.64E-07	0.08	4.71E-02	1.02E-09	1.0E+06	1.0E-03
163	0.81822	6.30E-04	5.2E-04	6.05E-04	3.12E-07	0.08	4.71E-02	1.21E-09	1.0E+06	1.2E-03
164	0.94363	6.30E-04	5.9E-04	6.05E-04	3.60E-07	0.08	4.71E-02	1.39E-09	1.0E+06	1.4E-03
165	1.07991	6.30E-04	6.8E-04	6.05E-04	4.12E-07	0.08	4.71E-02	1.60E-09	1.0E+06	1.6E-03
166	1.2421	6.30E-04	7.8E-04	6.05E-04	4.73E-07	0.08	4.71E-02	1.83E-09	1.0E+06	1.8E-03
167	1.35805	6.30E-04	8.6E-04	6.05E-04	5.18E-07	0.08	4.71E-02	2.01E-09	1.0E+06	2.0E-03
168	1.43429	6.30E-04	9.0E-04	6.05E-04	5.47E-07	0.08	4.71E-02	2.12E-09	1.0E+06	2.1E-03
169	1.54069	6.30E-04	9.7E-04	6.05E-04	5.87E-07	0.08	4.71E-02	2.28E-09	1.0E+06	2.3E-03
170	1.57773	6.30E-04	9.9E-04	6.05E-04	6.01E-07	0.08	4.71E-02	2.33E-09	1.0E+06	2.3E-03
171	0.24078	6.30E-04	1.5E-04	6.05E-04	9.18E-08	0.08	4.71E-02	3.56E-10	1.0E+06	3.6E-04
172	0.26485	6.30E-04	1.7E-04	6.05E-04	1.01E-07	0.08	4.71E-02	3.91E-10	1.0E+06	3.9E-04
173	0.2948	6.30E-04	1.9E-04	6.05E-04	1.12E-07	0.08	4.71E-02	4.35E-10	1.0E+06	4.4E-04
174	0.33212	6.30E-04	2.1E-04	6.05E-04	1.27E-07	0.08	4.71E-02	4.91E-10	1.0E+06	4.9E-04
175	0.37563	6.30E-04	2.4E-04	6.05E-04	1.43E-07	0.08	4.71E-02	5.55E-10	1.0E+06	5.5E-04
176	0.42929	6.30E-04	2.7E-04	6.05E-04	1.64E-07	0.08	4.71E-02	6.34E-10	1.0E+06	6.3E-04
177	0.48228	6.30E-04	3.0E-04	6.05E-04	1.84E-07	0.08	4.71E-02	7.12E-10	1.0E+06	7.1E-04
178	0.55256	6.30E-04	3.5E-04	6.05E-04	2.11E-07	0.08	4.71E-02	8.16E-10	1.0E+06	8.2E-04
179	0.63601	6.30E-04	4.0E-04	6.05E-04	2.42E-07	0.08	4.71E-02	9.39E-10	1.0E+06	9.4E-04
180	0.71125	6.30E-04	4.5E-04	6.05E-04	2.71E-07	0.08	4.71E-02	1.05E-09	1.0E+06	1.1E-03
181	0.79534	6.30E-04	5.0E-04	6.05E-04	3.03E-07	0.08	4.71E-02	1.17E-09	1.0E+06	1.2E-03
182	0.89614	6.30E-04	5.6E-04	6.05E-04	3.42E-07	0.08	4.71E-02	1.32E-09	1.0E+06	1.3E-03
183	0.97048	6.30E-04	6.1E-04	6.05E-04	3.70E-07	0.08	4.71E-02	1.43E-09	1.0E+06	1.4E-03
184	1.01982	6.30E-04	6.4E-04	6.05E-04	3.89E-07	0.08	4.71E-02	1.51E-09	1.0E+06	1.5E-03
185	1.10178	6.30E-04	6.9E-04	6.05E-04	4.20E-07	0.08	4.71E-02	1.63E-09	1.0E+06	1.6E-03
186	1.14432	6.30E-04	7.2E-04	6.05E-04	4.36E-07	0.08	4.71E-02	1.69E-09	1.0E+06	1.7E-03

Ventura Ranch
P2 (off) - Paving

					Cancer Risk from 2 to 16 years					
Receptor #	Conc	g/sec	Cair	Dose Constant	Dose	ED	Risk Constant	Risk	Constant 2	Risk/ Million
187	0.21036	6.30E-04	1.3E-04	6.05E-04	8.02E-08	0.08	4.71E-02	3.11E-10	1.0E+06	3.1E-04
188	0.23085	6.30E-04	1.5E-04	6.05E-04	8.80E-08	0.08	4.71E-02	3.41E-10	1.0E+06	3.4E-04
189	0.25578	6.30E-04	1.6E-04	6.05E-04	9.75E-08	0.08	4.71E-02	3.78E-10	1.0E+06	3.8E-04
190	0.28603	6.30E-04	1.8E-04	6.05E-04	1.09E-07	0.08	4.71E-02	4.22E-10	1.0E+06	4.2E-04
191	0.32136	6.30E-04	2.0E-04	6.05E-04	1.22E-07	0.08	4.71E-02	4.75E-10	1.0E+06	4.7E-04
192	0.3637	6.30E-04	2.3E-04	6.05E-04	1.39E-07	0.08	4.71E-02	5.37E-10	1.0E+06	5.4E-04
193	0.40006	6.30E-04	2.5E-04	6.05E-04	1.52E-07	0.08	4.71E-02	5.91E-10	1.0E+06	5.9E-04
194	0.45033	6.30E-04	2.8E-04	6.05E-04	1.72E-07	0.08	4.71E-02	6.65E-10	1.0E+06	6.7E-04
195	0.50958	6.30E-04	3.2E-04	6.05E-04	1.94E-07	0.08	4.71E-02	7.53E-10	1.0E+06	7.5E-04
196	0.56042	6.30E-04	3.5E-04	6.05E-04	2.14E-07	0.08	4.71E-02	8.28E-10	1.0E+06	8.3E-04
197	0.61474	6.30E-04	3.9E-04	6.05E-04	2.34E-07	0.08	4.71E-02	9.08E-10	1.0E+06	9.1E-04
198	0.6815	6.30E-04	4.3E-04	6.05E-04	2.60E-07	0.08	4.71E-02	1.01E-09	1.0E+06	1.0E-03
199	0.73149	6.30E-04	4.6E-04	6.05E-04	2.79E-07	0.08	4.71E-02	1.08E-09	1.0E+06	1.1E-03
200	0.75811	6.30E-04	4.8E-04	6.05E-04	2.89E-07	0.08	4.71E-02	1.12E-09	1.0E+06	1.1E-03
201	0.82051	6.30E-04	5.2E-04	6.05E-04	3.13E-07	0.08	4.71E-02	1.21E-09	1.0E+06	1.2E-03
202	0.85732	6.30E-04	5.4E-04	6.05E-04	3.27E-07	0.08	4.71E-02	1.27E-09	1.0E+06	1.3E-03
203	0.1864	6.30E-04	1.2E-04	6.05E-04	7.11E-08	0.08	4.71E-02	2.75E-10	1.0E+06	2.8E-04
204	0.20408	6.30E-04	1.3E-04	6.05E-04	7.78E-08	0.08	4.71E-02	3.01E-10	1.0E+06	3.0E-04
205	0.2251	6.30E-04	1.4E-04	6.05E-04	8.58E-08	0.08	4.71E-02	3.32E-10	1.0E+06	3.3E-04
206	0.25005	6.30E-04	1.6E-04	6.05E-04	9.53E-08	0.08	4.71E-02	3.69E-10	1.0E+06	3.7E-04
207	0.27869	6.30E-04	1.8E-04	6.05E-04	1.06E-07	0.08	4.71E-02	4.12E-10	1.0E+06	4.1E-04
208	0.3113	6.30E-04	2.0E-04	6.05E-04	1.19E-07	0.08	4.71E-02	4.60E-10	1.0E+06	4.6E-04
209	0.33769	6.30E-04	2.1E-04	6.05E-04	1.29E-07	0.08	4.71E-02	4.99E-10	1.0E+06	5.0E-04
210	0.37403	6.30E-04	2.4E-04	6.05E-04	1.43E-07	0.08	4.71E-02	5.52E-10	1.0E+06	5.5E-04
211	0.41692	6.30E-04	2.6E-04	6.05E-04	1.59E-07	0.08	4.71E-02	6.16E-10	1.0E+06	6.2E-04
212	0.45489	6.30E-04	2.9E-04	6.05E-04	1.73E-07	0.08	4.71E-02	6.72E-10	1.0E+06	6.7E-04
213	0.49382	6.30E-04	3.1E-04	6.05E-04	1.88E-07	0.08	4.71E-02	7.29E-10	1.0E+06	7.3E-04
214	0.54025	6.30E-04	3.4E-04	6.05E-04	2.06E-07	0.08	4.71E-02	7.98E-10	1.0E+06	8.0E-04
215	0.57284	6.30E-04	3.6E-04	6.05E-04	2.18E-07	0.08	4.71E-02	8.46E-10	1.0E+06	8.5E-04
216	0.58551	6.30E-04	3.7E-04	6.05E-04	2.23E-07	0.08	4.71E-02	8.65E-10	1.0E+06	8.6E-04
217	0.63237	6.30E-04	4.0E-04	6.05E-04	2.41E-07	0.08	4.71E-02	9.34E-10	1.0E+06	9.3E-04

Ventura Ranch
P2 (off) - Paving

		Cancer Risk from 2 to 16 years								
Receptor #	Conc	g/sec	Cair	Dose Constant	Dose	ED	Risk Constant	Risk	Constant 2	Risk/ Million
218	0.66574	6.30E-04	4.2E-04	6.05E-04	2.54E-07	0.08	4.71E-02	9.83E-10	1.0E+06	9.8E-04
219	0.16719	6.30E-04	1.1E-04	6.05E-04	6.37E-08	0.08	4.71E-02	2.47E-10	1.0E+06	2.5E-04
220	0.18255	6.30E-04	1.2E-04	6.05E-04	6.96E-08	0.08	4.71E-02	2.70E-10	1.0E+06	2.7E-04
221	0.20046	6.30E-04	1.3E-04	6.05E-04	7.64E-08	0.08	4.71E-02	2.96E-10	1.0E+06	3.0E-04
222	0.21987	6.30E-04	1.4E-04	6.05E-04	8.38E-08	0.08	4.71E-02	3.25E-10	1.0E+06	3.2E-04
223	0.24257	6.30E-04	1.5E-04	6.05E-04	9.25E-08	0.08	4.71E-02	3.58E-10	1.0E+06	3.6E-04
224	0.26798	6.30E-04	1.7E-04	6.05E-04	1.02E-07	0.08	4.71E-02	3.96E-10	1.0E+06	4.0E-04
225	0.28994	6.30E-04	1.8E-04	6.05E-04	1.11E-07	0.08	4.71E-02	4.28E-10	1.0E+06	4.3E-04
226	0.31737	6.30E-04	2.0E-04	6.05E-04	1.21E-07	0.08	4.71E-02	4.69E-10	1.0E+06	4.7E-04
227	0.34823	6.30E-04	2.2E-04	6.05E-04	1.33E-07	0.08	4.71E-02	5.14E-10	1.0E+06	5.1E-04
228	0.37703	6.30E-04	2.4E-04	6.05E-04	1.44E-07	0.08	4.71E-02	5.57E-10	1.0E+06	5.6E-04
229	0.40814	6.30E-04	2.6E-04	6.05E-04	1.56E-07	0.08	4.71E-02	6.03E-10	1.0E+06	6.0E-04
230	0.44014	6.30E-04	2.8E-04	6.05E-04	1.68E-07	0.08	4.71E-02	6.50E-10	1.0E+06	6.5E-04
231	0.45136	6.30E-04	2.8E-04	6.05E-04	1.72E-07	0.08	4.71E-02	6.67E-10	1.0E+06	6.7E-04
232	0.4653	6.30E-04	2.9E-04	6.05E-04	1.77E-07	0.08	4.71E-02	6.87E-10	1.0E+06	6.9E-04
233	0.50198	6.30E-04	3.2E-04	6.05E-04	1.91E-07	0.08	4.71E-02	7.41E-10	1.0E+06	7.4E-04
234	0.52792	6.30E-04	3.3E-04	6.05E-04	2.01E-07	0.08	4.71E-02	7.80E-10	1.0E+06	7.8E-04
235	0.15147	6.30E-04	9.5E-05	6.05E-04	5.77E-08	0.08	4.71E-02	2.24E-10	1.0E+06	2.2E-04
236	0.16485	6.30E-04	1.0E-04	6.05E-04	6.28E-08	0.08	4.71E-02	2.43E-10	1.0E+06	2.4E-04
237	0.18018	6.30E-04	1.1E-04	6.05E-04	6.87E-08	0.08	4.71E-02	2.66E-10	1.0E+06	2.7E-04
238	0.19586	6.30E-04	1.2E-04	6.05E-04	7.47E-08	0.08	4.71E-02	2.89E-10	1.0E+06	2.9E-04
239	0.21342	6.30E-04	1.3E-04	6.05E-04	8.14E-08	0.08	4.71E-02	3.15E-10	1.0E+06	3.2E-04
240	0.23408	6.30E-04	1.5E-04	6.05E-04	8.92E-08	0.08	4.71E-02	3.46E-10	1.0E+06	3.5E-04
241	0.25292	6.30E-04	1.6E-04	6.05E-04	9.64E-08	0.08	4.71E-02	3.74E-10	1.0E+06	3.7E-04
242	0.27182	6.30E-04	1.7E-04	6.05E-04	1.04E-07	0.08	4.71E-02	4.01E-10	1.0E+06	4.0E-04
243	0.29634	6.30E-04	1.9E-04	6.05E-04	1.13E-07	0.08	4.71E-02	4.38E-10	1.0E+06	4.4E-04
244	0.319	6.30E-04	2.0E-04	6.05E-04	1.22E-07	0.08	4.71E-02	4.71E-10	1.0E+06	4.7E-04
245	0.34332	6.30E-04	2.2E-04	6.05E-04	1.31E-07	0.08	4.71E-02	5.07E-10	1.0E+06	5.1E-04
246	0.36601	6.30E-04	2.3E-04	6.05E-04	1.40E-07	0.08	4.71E-02	5.41E-10	1.0E+06	5.4E-04
247	0.35895	6.30E-04	2.3E-04	6.05E-04	1.37E-07	0.08	4.71E-02	5.30E-10	1.0E+06	5.3E-04
248	0.38064	6.30E-04	2.4E-04	6.05E-04	1.45E-07	0.08	4.71E-02	5.62E-10	1.0E+06	5.6E-04

Ventura Ranch
P2 (off) - Paving

							Cancer Risk from 2 to 16 years			
Receptor #	Conc	g/sec	Cair	Dose Constant	Dose	ED	Risk Constant	Risk	Constant 2	Risk/ Million
249	0.40664	6.30E-04	2.6E-04	6.05E-04	1.55E-07	0.08	4.71E-02	6.01E-10	1.0E+06	6.0E-04
250	0.42719	6.30E-04	2.7E-04	6.05E-04	1.63E-07	0.08	4.71E-02	6.31E-10	1.0E+06	6.3E-04
251	0.13829	6.30E-04	8.7E-05	6.05E-04	5.27E-08	0.08	4.71E-02	2.04E-10	1.0E+06	2.0E-04
252	0.15	6.30E-04	9.4E-05	6.05E-04	5.72E-08	0.08	4.71E-02	2.22E-10	1.0E+06	2.2E-04
253	0.16314	6.30E-04	1.0E-04	6.05E-04	6.22E-08	0.08	4.71E-02	2.41E-10	1.0E+06	2.4E-04
254	0.17681	6.30E-04	1.1E-04	6.05E-04	6.74E-08	0.08	4.71E-02	2.61E-10	1.0E+06	2.6E-04
255	0.18957	6.30E-04	1.2E-04	6.05E-04	7.23E-08	0.08	4.71E-02	2.80E-10	1.0E+06	2.8E-04
256	0.20663	6.30E-04	1.3E-04	6.05E-04	7.88E-08	0.08	4.71E-02	3.05E-10	1.0E+06	3.1E-04
257	0.22272	6.30E-04	1.4E-04	6.05E-04	8.49E-08	0.08	4.71E-02	3.29E-10	1.0E+06	3.3E-04
258	0.23654	6.30E-04	1.5E-04	6.05E-04	9.02E-08	0.08	4.71E-02	3.49E-10	1.0E+06	3.5E-04
259	0.25513	6.30E-04	1.6E-04	6.05E-04	9.73E-08	0.08	4.71E-02	3.77E-10	1.0E+06	3.8E-04
260	0.27285	6.30E-04	1.7E-04	6.05E-04	1.04E-07	0.08	4.71E-02	4.03E-10	1.0E+06	4.0E-04
261	0.2907	6.30E-04	1.8E-04	6.05E-04	1.11E-07	0.08	4.71E-02	4.29E-10	1.0E+06	4.3E-04
262	0.30838	6.30E-04	1.9E-04	6.05E-04	1.18E-07	0.08	4.71E-02	4.55E-10	1.0E+06	4.6E-04
263	0.29863	6.30E-04	1.9E-04	6.05E-04	1.14E-07	0.08	4.71E-02	4.41E-10	1.0E+06	4.4E-04
264	0.31989	6.30E-04	2.0E-04	6.05E-04	1.22E-07	0.08	4.71E-02	4.72E-10	1.0E+06	4.7E-04
265	0.33212	6.30E-04	2.1E-04	6.05E-04	1.27E-07	0.08	4.71E-02	4.91E-10	1.0E+06	4.9E-04
266	0.34632	6.30E-04	2.2E-04	6.05E-04	1.32E-07	0.08	4.71E-02	5.12E-10	1.0E+06	5.1E-04
267	0.12702	6.30E-04	8.0E-05	6.05E-04	4.84E-08	0.08	4.71E-02	1.88E-10	1.0E+06	1.9E-04
268	0.13734	6.30E-04	8.7E-05	6.05E-04	5.24E-08	0.08	4.71E-02	2.03E-10	1.0E+06	2.0E-04
269	0.14862	6.30E-04	9.4E-05	6.05E-04	5.67E-08	0.08	4.71E-02	2.20E-10	1.0E+06	2.2E-04
270	0.16101	6.30E-04	1.0E-04	6.05E-04	6.14E-08	0.08	4.71E-02	2.38E-10	1.0E+06	2.4E-04
271	0.17001	6.30E-04	1.1E-04	6.05E-04	6.48E-08	0.08	4.71E-02	2.51E-10	1.0E+06	2.5E-04
272	0.18365	6.30E-04	1.2E-04	6.05E-04	7.00E-08	0.08	4.71E-02	2.71E-10	1.0E+06	2.7E-04
273	0.19725	6.30E-04	1.2E-04	6.05E-04	7.52E-08	0.08	4.71E-02	2.91E-10	1.0E+06	2.9E-04
274	0.21022	6.30E-04	1.3E-04	6.05E-04	8.01E-08	0.08	4.71E-02	3.10E-10	1.0E+06	3.1E-04
275	0.22178	6.30E-04	1.4E-04	6.05E-04	8.45E-08	0.08	4.71E-02	3.28E-10	1.0E+06	3.3E-04
276	0.23687	6.30E-04	1.5E-04	6.05E-04	9.03E-08	0.08	4.71E-02	3.50E-10	1.0E+06	3.5E-04
277	0.24564	6.30E-04	1.5E-04	6.05E-04	9.36E-08	0.08	4.71E-02	3.63E-10	1.0E+06	3.6E-04
278	0.25144	6.30E-04	1.6E-04	6.05E-04	9.58E-08	0.08	4.71E-02	3.71E-10	1.0E+06	3.7E-04
279	0.25955	6.30E-04	1.6E-04	6.05E-04	9.89E-08	0.08	4.71E-02	3.83E-10	1.0E+06	3.8E-04

Ventura Ranch
P2 (off) - Paving

							Cancer Risk from 2 to 16 years			
Receptor #	Conc	g/sec	Cair	Dose Constant	Dose	ED	Risk Constant	Risk	Constant 2	Risk/ Million
280	0.27485	6.30E-04	1.7E-04	6.05E-04	1.05E-07	0.08	4.71E-02	4.06E-10	1.0E+06	4.1E-04
281	0.2834	6.30E-04	1.8E-04	6.05E-04	1.08E-07	0.08	4.71E-02	4.19E-10	1.0E+06	4.2E-04
282	0.29726	6.30E-04	1.9E-04	6.05E-04	1.13E-07	0.08	4.71E-02	4.39E-10	1.0E+06	4.4E-04
283	0.11716	6.30E-04	7.4E-05	6.05E-04	4.47E-08	0.08	4.71E-02	1.73E-10	1.0E+06	1.7E-04
284	0.12638	6.30E-04	8.0E-05	6.05E-04	4.82E-08	0.08	4.71E-02	1.87E-10	1.0E+06	1.9E-04
285	0.13607	6.30E-04	8.6E-05	6.05E-04	5.19E-08	0.08	4.71E-02	2.01E-10	1.0E+06	2.0E-04
286	0.14656	6.30E-04	9.2E-05	6.05E-04	5.59E-08	0.08	4.71E-02	2.16E-10	1.0E+06	2.2E-04
287	0.15439	6.30E-04	9.7E-05	6.05E-04	5.89E-08	0.08	4.71E-02	2.28E-10	1.0E+06	2.3E-04
288	0.16654	6.30E-04	1.0E-04	6.05E-04	6.35E-08	0.08	4.71E-02	2.46E-10	1.0E+06	2.5E-04
289	0.17638	6.30E-04	1.1E-04	6.05E-04	6.72E-08	0.08	4.71E-02	2.61E-10	1.0E+06	2.6E-04
290	0.18891	6.30E-04	1.2E-04	6.05E-04	7.20E-08	0.08	4.71E-02	2.79E-10	1.0E+06	2.8E-04
291	0.19598	6.30E-04	1.2E-04	6.05E-04	7.47E-08	0.08	4.71E-02	2.89E-10	1.0E+06	2.9E-04
292	0.20792	6.30E-04	1.3E-04	6.05E-04	7.93E-08	0.08	4.71E-02	3.07E-10	1.0E+06	3.1E-04
293	0.215	6.30E-04	1.4E-04	6.05E-04	8.20E-08	0.08	4.71E-02	3.18E-10	1.0E+06	3.2E-04
294	0.2212	6.30E-04	1.4E-04	6.05E-04	8.43E-08	0.08	4.71E-02	3.27E-10	1.0E+06	3.3E-04
295	0.22865	6.30E-04	1.4E-04	6.05E-04	8.72E-08	0.08	4.71E-02	3.38E-10	1.0E+06	3.4E-04
296	0.23896	6.30E-04	1.5E-04	6.05E-04	9.11E-08	0.08	4.71E-02	3.53E-10	1.0E+06	3.5E-04
297	0.24698	6.30E-04	1.6E-04	6.05E-04	9.41E-08	0.08	4.71E-02	3.65E-10	1.0E+06	3.6E-04
298	0.25652	6.30E-04	1.6E-04	6.05E-04	9.78E-08	0.08	4.71E-02	3.79E-10	1.0E+06	3.8E-04
299	0.11679	6.30E-04	7.4E-05	6.05E-04	4.45E-08	0.08	4.71E-02	1.72E-10	1.0E+06	1.7E-04
300	0.12514	6.30E-04	7.9E-05	6.05E-04	4.77E-08	0.08	4.71E-02	1.85E-10	1.0E+06	1.8E-04
301	0.134	6.30E-04	8.4E-05	6.05E-04	5.11E-08	0.08	4.71E-02	1.98E-10	1.0E+06	2.0E-04
302	0.14272	6.30E-04	9.0E-05	6.05E-04	5.44E-08	0.08	4.71E-02	2.11E-10	1.0E+06	2.1E-04
303	0.15029	6.30E-04	9.5E-05	6.05E-04	5.73E-08	0.08	4.71E-02	2.22E-10	1.0E+06	2.2E-04
304	0.1604	6.30E-04	1.0E-04	6.05E-04	6.11E-08	0.08	4.71E-02	2.37E-10	1.0E+06	2.4E-04
305	0.16919	6.30E-04	1.1E-04	6.05E-04	6.45E-08	0.08	4.71E-02	2.50E-10	1.0E+06	2.5E-04
306	0.17672	6.30E-04	1.1E-04	6.05E-04	6.74E-08	0.08	4.71E-02	2.61E-10	1.0E+06	2.6E-04
307	0.18486	6.30E-04	1.2E-04	6.05E-04	7.05E-08	0.08	4.71E-02	2.73E-10	1.0E+06	2.7E-04
308	0.19141	6.30E-04	1.2E-04	6.05E-04	7.30E-08	0.08	4.71E-02	2.83E-10	1.0E+06	2.8E-04

Ventura Ranch
P2 (off) - Paving

							Cancer Risk from 2 to 16 years			
Receptor #	Conc	g/sec	Cair	Dose Constant	Dose	ED	Risk Constant	Risk	Constant 2	Risk/ Million
309	0.19469	6.30E-04	1.2E-04	6.05E-04	7.42E-08	0.08	4.71E-02	2.88E-10	1.0E+06	2.9E-04
310	0.20104	6.30E-04	1.3E-04	6.05E-04	7.66E-08	0.08	4.71E-02	2.97E-10	1.0E+06	3.0E-04
311	0.21129	6.30E-04	1.3E-04	6.05E-04	8.05E-08	0.08	4.71E-02	3.12E-10	1.0E+06	3.1E-04
312	0.22112	6.30E-04	1.4E-04	6.05E-04	8.43E-08	0.08	4.71E-02	3.27E-10	1.0E+06	3.3E-04
313	0.22238	6.30E-04	1.4E-04	6.05E-04	8.48E-08	0.08	4.71E-02	3.28E-10	1.0E+06	3.3E-04
314	0.10815	6.30E-04	6.8E-05	6.05E-04	4.12E-08	0.08	4.71E-02	1.60E-10	1.0E+06	1.6E-04
315	0.11551	6.30E-04	7.3E-05	6.05E-04	4.40E-08	0.08	4.71E-02	1.71E-10	1.0E+06	1.7E-04
316	0.12302	6.30E-04	7.8E-05	6.05E-04	4.69E-08	0.08	4.71E-02	1.82E-10	1.0E+06	1.8E-04
317	0.13072	6.30E-04	8.2E-05	6.05E-04	4.98E-08	0.08	4.71E-02	1.93E-10	1.0E+06	1.9E-04
318	0.13701	6.30E-04	8.6E-05	6.05E-04	5.22E-08	0.08	4.71E-02	2.02E-10	1.0E+06	2.0E-04
319	0.14532	6.30E-04	9.2E-05	6.05E-04	5.54E-08	0.08	4.71E-02	2.15E-10	1.0E+06	2.1E-04
320	0.1535	6.30E-04	9.7E-05	6.05E-04	5.85E-08	0.08	4.71E-02	2.27E-10	1.0E+06	2.3E-04
321	0.15776	6.30E-04	9.9E-05	6.05E-04	6.01E-08	0.08	4.71E-02	2.33E-10	1.0E+06	2.3E-04
322	0.16579	6.30E-04	1.0E-04	6.05E-04	6.32E-08	0.08	4.71E-02	2.45E-10	1.0E+06	2.4E-04
323	0.1719	6.30E-04	1.1E-04	6.05E-04	6.55E-08	0.08	4.71E-02	2.54E-10	1.0E+06	2.5E-04
324	0.17488	6.30E-04	1.1E-04	6.05E-04	6.67E-08	0.08	4.71E-02	2.58E-10	1.0E+06	2.6E-04
325	0.17906	6.30E-04	1.1E-04	6.05E-04	6.83E-08	0.08	4.71E-02	2.64E-10	1.0E+06	2.6E-04
326	0.188	6.30E-04	1.2E-04	6.05E-04	7.17E-08	0.08	4.71E-02	2.78E-10	1.0E+06	2.8E-04
327	0.1959	6.30E-04	1.2E-04	6.05E-04	7.47E-08	0.08	4.71E-02	2.89E-10	1.0E+06	2.9E-04
328	0.19452	6.30E-04	1.2E-04	6.05E-04	7.41E-08	0.08	4.71E-02	2.87E-10	1.0E+06	2.9E-04
329	0.1003	6.30E-04	6.3E-05	6.05E-04	3.82E-08	0.08	4.71E-02	1.48E-10	1.0E+06	1.5E-04
330	0.10694	6.30E-04	6.7E-05	6.05E-04	4.08E-08	0.08	4.71E-02	1.58E-10	1.0E+06	1.6E-04
331	0.11338	6.30E-04	7.1E-05	6.05E-04	4.32E-08	0.08	4.71E-02	1.67E-10	1.0E+06	1.7E-04
332	0.11988	6.30E-04	7.6E-05	6.05E-04	4.57E-08	0.08	4.71E-02	1.77E-10	1.0E+06	1.8E-04
333	0.12557	6.30E-04	7.9E-05	6.05E-04	4.79E-08	0.08	4.71E-02	1.85E-10	1.0E+06	1.9E-04
334	0.13271	6.30E-04	8.4E-05	6.05E-04	5.06E-08	0.08	4.71E-02	1.96E-10	1.0E+06	2.0E-04
335	0.14009	6.30E-04	8.8E-05	6.05E-04	5.34E-08	0.08	4.71E-02	2.07E-10	1.0E+06	2.1E-04
336	0.14416	6.30E-04	9.1E-05	6.05E-04	5.50E-08	0.08	4.71E-02	2.13E-10	1.0E+06	2.1E-04
337	0.1505	6.30E-04	9.5E-05	6.05E-04	5.74E-08	0.08	4.71E-02	2.22E-10	1.0E+06	2.2E-04
338	0.15634	6.30E-04	9.8E-05	6.05E-04	5.96E-08	0.08	4.71E-02	2.31E-10	1.0E+06	2.3E-04
339	0.15948	6.30E-04	1.0E-04	6.05E-04	6.08E-08	0.08	4.71E-02	2.36E-10	1.0E+06	2.4E-04

Ventura Ranch
P2 (off) - Paving

					Cancer Risk from 2 to 16 years					
Receptor #	Conc	g/sec	Cair	Dose Constant	Dose	ED	Risk Constant	Risk	Constant 2	Risk/ Million
340	0.16111	6.30E-04	1.0E-04	6.05E-04	6.14E-08	0.08	4.71E-02	2.38E-10	1.0E+06	2.4E-04
341	0.16852	6.30E-04	1.1E-04	6.05E-04	6.42E-08	0.08	4.71E-02	2.49E-10	1.0E+06	2.5E-04
342	0.1748	6.30E-04	1.1E-04	6.05E-04	6.66E-08	0.08	4.71E-02	2.58E-10	1.0E+06	2.6E-04
343	0.17194	6.30E-04	1.1E-04	6.05E-04	6.55E-08	0.08	4.71E-02	2.54E-10	1.0E+06	2.5E-04
344	0.16765	6.30E-04	1.1E-04	6.05E-04	6.39E-08	0.08	4.71E-02	2.48E-10	1.0E+06	2.5E-04
345	0.09325	6.30E-04	5.9E-05	6.05E-04	3.55E-08	0.08	4.71E-02	1.38E-10	1.0E+06	1.4E-04
346	0.09924	6.30E-04	6.3E-05	6.05E-04	3.78E-08	0.08	4.71E-02	1.47E-10	1.0E+06	1.5E-04
347	0.10487	6.30E-04	6.6E-05	6.05E-04	4.00E-08	0.08	4.71E-02	1.55E-10	1.0E+06	1.5E-04
348	0.11045	6.30E-04	7.0E-05	6.05E-04	4.21E-08	0.08	4.71E-02	1.63E-10	1.0E+06	1.6E-04
349	0.11449	6.30E-04	7.2E-05	6.05E-04	4.36E-08	0.08	4.71E-02	1.69E-10	1.0E+06	1.7E-04
350	0.12065	6.30E-04	7.6E-05	6.05E-04	4.60E-08	0.08	4.71E-02	1.78E-10	1.0E+06	1.8E-04
351	0.12836	6.30E-04	8.1E-05	6.05E-04	4.89E-08	0.08	4.71E-02	1.90E-10	1.0E+06	1.9E-04
352	0.13304	6.30E-04	8.4E-05	6.05E-04	5.07E-08	0.08	4.71E-02	1.97E-10	1.0E+06	2.0E-04
353	0.13777	6.30E-04	8.7E-05	6.05E-04	5.25E-08	0.08	4.71E-02	2.03E-10	1.0E+06	2.0E-04
354	0.14295	6.30E-04	9.0E-05	6.05E-04	5.45E-08	0.08	4.71E-02	2.11E-10	1.0E+06	2.1E-04
355	0.14598	6.30E-04	9.2E-05	6.05E-04	5.56E-08	0.08	4.71E-02	2.16E-10	1.0E+06	2.2E-04
356	0.14607	6.30E-04	9.2E-05	6.05E-04	5.57E-08	0.08	4.71E-02	2.16E-10	1.0E+06	2.2E-04
357	0.15236	6.30E-04	9.6E-05	6.05E-04	5.81E-08	0.08	4.71E-02	2.25E-10	1.0E+06	2.3E-04
358	0.1575	6.30E-04	9.9E-05	6.05E-04	6.00E-08	0.08	4.71E-02	2.33E-10	1.0E+06	2.3E-04
359	0.15633	6.30E-04	9.8E-05	6.05E-04	5.96E-08	0.08	4.71E-02	2.31E-10	1.0E+06	2.3E-04
360	0.14827	6.30E-04	9.3E-05	6.05E-04	5.65E-08	0.08	4.71E-02	2.19E-10	1.0E+06	2.2E-04

Ventura Ranch
P2 (off) - Paving

Max Cancer Risk Cancer Risk	
Receptor #	**Total Risk/ Million**
1	3.9E-03
2	3.6E-03
3	3.2E-03
4	2.8E-03
5	2.4E-03
6	2.0E-03
7	1.7E-03
8	1.3E-03
9	1.1E-03
10	8.6E-04
11	6.9E-04
12	5.5E-04
13	4.5E-04
14	3.2E-04
15	2.7E-04
16	2.3E-04
17	1.9E-04
18	1.7E-04
19	1.4E-04
20	1.3E-04
21	1.1E-04
22	1.7E-03
23	1.4E-03
24	1.1E-03
25	8.7E-04
26	6.9E-04
27	5.5E-04
28	4.5E-04
29	3.3E-04
30	2.8E-04
31	2.2E-04

Max	**Receptor #**	
0.017	87	Res

Chronic Non Cancer Risk	
REL	**HI Offroad**
5	3.37E-04
5	3.09E-04
5	2.77E-04
5	2.41E-04
5	2.06E-04
5	1.72E-04
5	1.41E-04
5	1.14E-04
5	9.15E-05
5	7.32E-05
5	5.86E-05
5	4.71E-05
5	3.82E-05
5	2.77E-05
5	2.30E-05
5	1.96E-05
5	1.61E-05
5	1.44E-05
5	1.23E-05
5	1.09E-05
5	9.49E-06
5	1.49E-04
5	1.19E-04
5	9.43E-05
5	7.46E-05
5	5.93E-05
5	4.72E-05
5	3.82E-05
5	2.77E-05
5	2.35E-05
5	1.90E-05

Max	**Receptor #**	
1.437E-03	87	Res

Ventura Ranch
P2 (off) - Paving

Max Cancer Risk Cancer Risk		*Chronic Non Cancer Risk*	
Receptor #	Total Risk/ Million	REL	HI Offroad
32	1.6E-04	5	1.40E-05
33	1.5E-04	5	1.30E-05
34	1.5E-04	5	1.26E-05
35	3.7E-04	5	3.18E-05
36	2.8E-04	5	2.38E-05
37	4.7E-03	5	4.03E-04
38	5.4E-03	5	4.59E-04
39	5.9E-03	5	5.02E-04
40	6.2E-03	5	5.27E-04
41	5.0E-03	5	4.28E-04
42	5.8E-03	5	4.98E-04
43	6.5E-03	5	5.55E-04
44	7.0E-03	5	5.94E-04
45	7.1E-03	5	6.10E-04
46	1.6E-03	5	1.40E-04
47	1.2E-03	5	1.05E-04
48	6.3E-03	5	5.37E-04
49	7.2E-03	5	6.16E-04
50	7.9E-03	5	6.73E-04
51	8.2E-03	5	6.96E-04
52	1.7E-03	5	1.45E-04
53	1.3E-03	5	1.07E-04
54	9.4E-04	5	8.03E-05
55	7.9E-03	5	6.74E-04
56	8.9E-03	5	7.57E-04
57	9.3E-03	5	7.96E-04
58	9.1E-03	5	7.76E-04
59	1.8E-03	5	1.50E-04
60	1.3E-03	5	1.09E-04
61	9.5E-04	5	8.13E-05
62	1.8E-03	5	1.56E-04

Ventura Ranch
P2 (off) - Paving

Max Cancer Risk Cancer Risk		*Chronic Non Cancer Risk*	
Receptor #	Total Risk/ Million	REL	HI Offroad
63	1.3E-03	5	1.12E-04
64	9.7E-04	5	8.25E-05
65	1.3E-03	5	1.14E-04
66	8.2E-03	5	6.98E-04
67	1.1E-02	5	9.34E-04
68	3.1E-04	5	2.66E-05
69	2.7E-04	5	2.29E-05
70	2.3E-04	5	2.00E-05
71	2.1E-04	5	1.79E-05
72	8.6E-03	5	7.32E-04
73	1.2E-02	5	1.03E-03
74	3.9E-04	5	3.36E-05
75	3.4E-04	5	2.89E-05
76	2.9E-04	5	2.51E-05
77	2.6E-04	5	2.20E-05
78	2.4E-04	5	2.02E-05
79	8.8E-03	5	7.51E-04
80	1.3E-02	5	1.12E-03
81	4.3E-04	5	3.66E-05
82	3.7E-04	5	3.19E-05
83	3.4E-04	5	2.88E-05
84	3.1E-04	5	2.66E-05
85	2.8E-04	5	2.36E-05
86	8.9E-03	5	7.61E-04
87	1.7E-02	5	1.44E-03
88	4.3E-04	5	3.71E-05
89	2.1E-03	5	1.75E-04
90	1.4E-03	5	1.16E-04
91	1.6E-03	5	1.36E-04
92	1.9E-03	5	1.63E-04
93	1.1E-03	5	9.36E-05

Ventura Ranch
P2 (off) - Paving

Max Cancer Risk Cancer Risk		*Chronic Non Cancer Risk*	
Receptor #	Total Risk/ Million	REL	HI Offroad
94	1.3E-03	5	1.08E-04
95	1.5E-03	5	1.27E-04
96	1.9E-03	5	1.58E-04
97	2.4E-03	5	2.05E-04
98	3.2E-03	5	2.69E-04
99	8.9E-04	5	7.57E-05
100	1.0E-03	5	8.60E-05
101	1.2E-03	5	9.99E-05
102	1.4E-03	5	1.21E-04
103	1.8E-03	5	1.52E-04
104	2.3E-03	5	1.96E-04
105	3.1E-03	5	2.64E-04
106	4.4E-03	5	3.75E-04
107	6.8E-03	5	5.84E-04
108	1.6E-02	5	1.36E-03
109	7.2E-04	5	6.13E-05
110	8.1E-04	5	6.89E-05
111	9.3E-04	5	7.94E-05
112	1.1E-03	5	9.48E-05
113	1.3E-03	5	1.14E-04
114	1.6E-03	5	1.39E-04
115	2.0E-03	5	1.75E-04
116	2.6E-03	5	2.24E-04
117	3.7E-03	5	3.12E-04
118	5.6E-03	5	4.82E-04
119	8.0E-03	5	6.81E-04
120	8.5E-03	5	7.27E-04
121	7.9E-03	5	6.78E-04
122	7.1E-03	5	6.06E-04
123	5.9E-04	5	5.02E-05
124	6.6E-04	5	5.59E-05

Ventura Ranch
P2 (off) - Paving

Max Cancer Risk Cancer Risk		*Chronic Non Cancer Risk*	
Receptor #	Total Risk/ Million	REL	HI Offroad
125	7.5E-04	5	6.38E-05
126	8.7E-04	5	7.46E-05
127	1.0E-03	5	8.73E-05
128	1.2E-03	5	1.04E-04
129	1.5E-03	5	1.25E-04
130	1.8E-03	5	1.53E-04
131	2.3E-03	5	1.97E-04
132	3.0E-03	5	2.56E-04
133	3.9E-03	5	3.29E-04
134	4.6E-03	5	3.92E-04
135	4.9E-03	5	4.18E-04
136	4.9E-03	5	4.14E-04
137	4.7E-03	5	4.00E-04
138	4.4E-03	5	3.75E-04
139	4.9E-04	5	4.17E-05
140	5.4E-04	5	4.62E-05
141	6.1E-04	5	5.22E-05
142	7.0E-04	5	6.00E-05
143	8.1E-04	5	6.91E-05
144	9.4E-04	5	8.06E-05
145	1.1E-03	5	9.45E-05
146	1.3E-03	5	1.13E-04
147	1.6E-03	5	1.38E-04
148	1.9E-03	5	1.65E-04
149	2.3E-03	5	1.99E-04
150	2.8E-03	5	2.35E-04
151	3.0E-03	5	2.55E-04
152	3.1E-03	5	2.68E-04
153	3.3E-03	5	2.80E-04
154	3.2E-03	5	2.77E-04
155	4.1E-04	5	3.53E-05

Ventura Ranch
P2 (off) - Paving

Max Cancer Risk Cancer Risk		*Chronic Non Cancer Risk*	
Receptor #	Total Risk/ Million	REL	HI Offroad
156	4.6E-04	5	3.89E-05
157	5.1E-04	5	4.36E-05
158	5.8E-04	5	4.95E-05
159	6.6E-04	5	5.64E-05
160	7.6E-04	5	6.51E-05
161	8.7E-04	5	7.46E-05
162	1.0E-03	5	8.73E-05
163	1.2E-03	5	1.03E-04
164	1.4E-03	5	1.19E-04
165	1.6E-03	5	1.36E-04
166	1.8E-03	5	1.57E-04
167	2.0E-03	5	1.71E-04
168	2.1E-03	5	1.81E-04
169	2.3E-03	5	1.94E-04
170	2.3E-03	5	1.99E-04
171	3.6E-04	5	3.03E-05
172	3.9E-04	5	3.34E-05
173	4.4E-04	5	3.71E-05
174	4.9E-04	5	4.18E-05
175	5.5E-04	5	4.73E-05
176	6.3E-04	5	5.41E-05
177	7.1E-04	5	6.08E-05
178	8.2E-04	5	6.96E-05
179	9.4E-04	5	8.01E-05
180	1.1E-03	5	8.96E-05
181	1.2E-03	5	1.00E-04
182	1.3E-03	5	1.13E-04
183	1.4E-03	5	1.22E-04
184	1.5E-03	5	1.28E-04
185	1.6E-03	5	1.39E-04
186	1.7E-03	5	1.44E-04

Ventura Ranch
P2 (off) - Paving

Max Cancer Risk Cancer Risk		*Chronic Non Cancer Risk*	
Receptor #	Total Risk/ Million	REL	HI Offroad
187	3.1E-04	5	2.65E-05
188	3.4E-04	5	2.91E-05
189	3.8E-04	5	3.22E-05
190	4.2E-04	5	3.60E-05
191	4.7E-04	5	4.05E-05
192	5.4E-04	5	4.58E-05
193	5.9E-04	5	5.04E-05
194	6.7E-04	5	5.67E-05
195	7.5E-04	5	6.42E-05
196	8.3E-04	5	7.06E-05
197	9.1E-04	5	7.75E-05
198	1.0E-03	5	8.59E-05
199	1.1E-03	5	9.22E-05
200	1.1E-03	5	9.55E-05
201	1.2E-03	5	1.03E-04
202	1.3E-03	5	1.08E-04
203	2.8E-04	5	2.35E-05
204	3.0E-04	5	2.57E-05
205	3.3E-04	5	2.84E-05
206	3.7E-04	5	3.15E-05
207	4.1E-04	5	3.51E-05
208	4.6E-04	5	3.92E-05
209	5.0E-04	5	4.25E-05
210	5.5E-04	5	4.71E-05
211	6.2E-04	5	5.25E-05
212	6.7E-04	5	5.73E-05
213	7.3E-04	5	6.22E-05
214	8.0E-04	5	6.81E-05
215	8.5E-04	5	7.22E-05
216	8.6E-04	5	7.38E-05
217	9.3E-04	5	7.97E-05

Ventura Ranch
P2 (off) - Paving

Max Cancer Risk Cancer Risk		*Chronic Non Cancer Risk*	
Receptor #	Total Risk/ Million	REL	HI Offroad
218	9.8E-04	5	8.39E-05
219	2.5E-04	5	2.11E-05
220	2.7E-04	5	2.30E-05
221	3.0E-04	5	2.53E-05
222	3.2E-04	5	2.77E-05
223	3.6E-04	5	3.06E-05
224	4.0E-04	5	3.38E-05
225	4.3E-04	5	3.65E-05
226	4.7E-04	5	4.00E-05
227	5.1E-04	5	4.39E-05
228	5.6E-04	5	4.75E-05
229	6.0E-04	5	5.14E-05
230	6.5E-04	5	5.55E-05
231	6.7E-04	5	5.69E-05
232	6.9E-04	5	5.86E-05
233	7.4E-04	5	6.32E-05
234	7.8E-04	5	6.65E-05
235	2.2E-04	5	1.91E-05
236	2.4E-04	5	2.08E-05
237	2.7E-04	5	2.27E-05
238	2.9E-04	5	2.47E-05
239	3.2E-04	5	2.69E-05
240	3.5E-04	5	2.95E-05
241	3.7E-04	5	3.19E-05
242	4.0E-04	5	3.42E-05
243	4.4E-04	5	3.73E-05
244	4.7E-04	5	4.02E-05
245	5.1E-04	5	4.33E-05
246	5.4E-04	5	4.61E-05
247	5.3E-04	5	4.52E-05
248	5.6E-04	5	4.80E-05

Ventura Ranch
P2 (off) - Paving

Max Cancer Risk Cancer Risk		*Chronic Non Cancer Risk*	
Receptor #	Total Risk/ Million	REL	HI Offroad
249	6.0E-04	5	5.12E-05
250	6.3E-04	5	5.38E-05
251	2.0E-04	5	1.74E-05
252	2.2E-04	5	1.89E-05
253	2.4E-04	5	2.06E-05
254	2.6E-04	5	2.23E-05
255	2.8E-04	5	2.39E-05
256	3.1E-04	5	2.60E-05
257	3.3E-04	5	2.81E-05
258	3.5E-04	5	2.98E-05
259	3.8E-04	5	3.21E-05
260	4.0E-04	5	3.44E-05
261	4.3E-04	5	3.66E-05
262	4.6E-04	5	3.89E-05
263	4.4E-04	5	3.76E-05
264	4.7E-04	5	4.03E-05
265	4.9E-04	5	4.18E-05
266	5.1E-04	5	4.36E-05
267	1.9E-04	5	1.60E-05
268	2.0E-04	5	1.73E-05
269	2.2E-04	5	1.87E-05
270	2.4E-04	5	2.03E-05
271	2.5E-04	5	2.14E-05
272	2.7E-04	5	2.31E-05
273	2.9E-04	5	2.49E-05
274	3.1E-04	5	2.65E-05
275	3.3E-04	5	2.79E-05
276	3.5E-04	5	2.98E-05
277	3.6E-04	5	3.10E-05
278	3.7E-04	5	3.17E-05
279	3.8E-04	5	3.27E-05

Ventura Ranch
P2 (off) - Paving

Max Cancer Risk Cancer Risk		*Chronic Non Cancer Risk*	
Receptor #	Total Risk/ Million	REL	HI Offroad
280	4.1E-04	5	3.46E-05
281	4.2E-04	5	3.57E-05
282	4.4E-04	5	3.75E-05
283	1.7E-04	5	1.48E-05
284	1.9E-04	5	1.59E-05
285	2.0E-04	5	1.71E-05
286	2.2E-04	5	1.85E-05
287	2.3E-04	5	1.95E-05
288	2.5E-04	5	2.10E-05
289	2.6E-04	5	2.22E-05
290	2.8E-04	5	2.38E-05
291	2.9E-04	5	2.47E-05
292	3.1E-04	5	2.62E-05
293	3.2E-04	5	2.71E-05
294	3.3E-04	5	2.79E-05
295	3.4E-04	5	2.88E-05
296	3.5E-04	5	3.01E-05
297	3.6E-04	5	3.11E-05
298	3.8E-04	5	3.23E-05
299	1.7E-04	5	1.47E-05
300	1.8E-04	5	1.58E-05
301	2.0E-04	5	1.69E-05
302	2.1E-04	5	1.80E-05
303	2.2E-04	5	1.89E-05
304	2.4E-04	5	2.02E-05
305	2.5E-04	5	2.13E-05
306	2.6E-04	5	2.23E-05
307	2.7E-04	5	2.33E-05
308	2.8E-04	5	2.41E-05

Ventura Ranch
P2 (off) - Paving

Max Cancer Risk Cancer Risk		*Chronic Non Cancer Risk*	
Receptor #	Total Risk/ Million	REL	HI Offroad
309	2.9E-04	5	2.45E-05
310	3.0E-04	5	2.53E-05
311	3.1E-04	5	2.66E-05
312	3.3E-04	5	2.79E-05
313	3.3E-04	5	2.80E-05
314	1.6E-04	5	1.36E-05
315	1.7E-04	5	1.46E-05
316	1.8E-04	5	1.55E-05
317	1.9E-04	5	1.65E-05
318	2.0E-04	5	1.73E-05
319	2.1E-04	5	1.83E-05
320	2.3E-04	5	1.93E-05
321	2.3E-04	5	1.99E-05
322	2.4E-04	5	2.09E-05
323	2.5E-04	5	2.17E-05
324	2.6E-04	5	2.20E-05
325	2.6E-04	5	2.26E-05
326	2.8E-04	5	2.37E-05
327	2.9E-04	5	2.47E-05
328	2.9E-04	5	2.45E-05
329	1.5E-04	5	1.26E-05
330	1.6E-04	5	1.35E-05
331	1.7E-04	5	1.43E-05
332	1.8E-04	5	1.51E-05
333	1.9E-04	5	1.58E-05
334	2.0E-04	5	1.67E-05
335	2.1E-04	5	1.77E-05
336	2.1E-04	5	1.82E-05
337	2.2E-04	5	1.90E-05
338	2.3E-04	5	1.97E-05
339	2.4E-04	5	2.01E-05

Ventura Ranch
P2 (off) - Paving

Max Cancer Risk Cancer Risk		*Chronic Non Cancer Risk*	
Receptor #	Total Risk/ Million	REL	HI Offroad
340	2.4E-04	5	2.03E-05
341	2.5E-04	5	2.12E-05
342	2.6E-04	5	2.20E-05
343	2.5E-04	5	2.17E-05
344	2.5E-04	5	2.11E-05
345	1.4E-04	5	1.17E-05
346	1.5E-04	5	1.25E-05
347	1.5E-04	5	1.32E-05
348	1.6E-04	5	1.39E-05
349	1.7E-04	5	1.44E-05
350	1.8E-04	5	1.52E-05
351	1.9E-04	5	1.62E-05
352	2.0E-04	5	1.68E-05
353	2.0E-04	5	1.74E-05
354	2.1E-04	5	1.80E-05
355	2.2E-04	5	1.84E-05
356	2.2E-04	5	1.84E-05
357	2.3E-04	5	1.92E-05
358	2.3E-04	5	1.98E-05
359	2.3E-04	5	1.97E-05
360	2.2E-04	5	1.87E-05

Ventura Ranch

P2 (off) - Architectural Coating

		Cancer Risk from 2 to 16 years								
Receptor #	Conc	g/sec	Cair	Dose Constant	Dose	ED	Risk Constant	Risk	Constant 2	Risk/ Million
1	2.68586	6.30E-05	1.7E-04	6.05E-04	1.02E-07	0.08	4.71E-02	3.97E-10	1.0E+06	4.0E-04
2	2.45281	6.30E-05	1.5E-04	6.05E-04	9.35E-08	0.08	4.71E-02	3.62E-10	1.0E+06	3.6E-04
3	2.18043	6.30E-05	1.4E-04	6.05E-04	8.31E-08	0.08	4.71E-02	3.22E-10	1.0E+06	3.2E-04
4	1.89002	6.30E-05	1.2E-04	6.05E-04	7.20E-08	0.08	4.71E-02	2.79E-10	1.0E+06	2.8E-04
5	1.60078	6.30E-05	1.0E-04	6.05E-04	6.10E-08	0.08	4.71E-02	2.36E-10	1.0E+06	2.4E-04
6	1.32908	6.30E-05	8.4E-05	6.05E-04	5.07E-08	0.08	4.71E-02	1.96E-10	1.0E+06	2.0E-04
7	1.08169	6.30E-05	6.8E-05	6.05E-04	4.12E-08	0.08	4.71E-02	1.60E-10	1.0E+06	1.6E-04
8	0.86967	6.30E-05	5.5E-05	6.05E-04	3.32E-08	0.08	4.71E-02	1.28E-10	1.0E+06	1.3E-04
9	0.69568	6.30E-05	4.4E-05	6.05E-04	2.65E-08	0.08	4.71E-02	1.03E-10	1.0E+06	1.0E-04
10	0.55554	6.30E-05	3.5E-05	6.05E-04	2.12E-08	0.08	4.71E-02	8.21E-11	1.0E+06	8.2E-05
11	0.44341	6.30E-05	2.8E-05	6.05E-04	1.69E-08	0.08	4.71E-02	6.55E-11	1.0E+06	6.5E-05
12	0.35618	6.30E-05	2.2E-05	6.05E-04	1.36E-08	0.08	4.71E-02	5.26E-11	1.0E+06	5.3E-05
13	0.28961	6.30E-05	1.8E-05	6.05E-04	1.10E-08	0.08	4.71E-02	4.28E-11	1.0E+06	4.3E-05
14	0.20911	6.30E-05	1.3E-05	6.05E-04	7.97E-09	0.08	4.71E-02	3.09E-11	1.0E+06	3.1E-05
15	0.17473	6.30E-05	1.1E-05	6.05E-04	6.66E-09	0.08	4.71E-02	2.58E-11	1.0E+06	2.6E-05
16	0.1502	6.30E-05	9.5E-06	6.05E-04	5.73E-09	0.08	4.71E-02	2.22E-11	1.0E+06	2.2E-05
17	0.12412	6.30E-05	7.8E-06	6.05E-04	4.73E-09	0.08	4.71E-02	1.83E-11	1.0E+06	1.8E-05
18	0.11127	6.30E-05	7.0E-06	6.05E-04	4.24E-09	0.08	4.71E-02	1.64E-11	1.0E+06	1.6E-05
19	0.09495	6.30E-05	6.0E-06	6.05E-04	3.62E-09	0.08	4.71E-02	1.40E-11	1.0E+06	1.4E-05
20	0.08464	6.30E-05	5.3E-06	6.05E-04	3.23E-09	0.08	4.71E-02	1.25E-11	1.0E+06	1.3E-05
21	0.07382	6.30E-05	4.7E-06	6.05E-04	2.81E-09	0.08	4.71E-02	1.09E-11	1.0E+06	1.1E-05
22	1.1382	6.30E-05	7.2E-05	6.05E-04	4.34E-08	0.08	4.71E-02	1.68E-10	1.0E+06	1.7E-04
23	0.90394	6.30E-05	5.7E-05	6.05E-04	3.45E-08	0.08	4.71E-02	1.34E-10	1.0E+06	1.3E-04
24	0.71397	6.30E-05	4.5E-05	6.05E-04	2.72E-08	0.08	4.71E-02	1.05E-10	1.0E+06	1.1E-04
25	0.56397	6.30E-05	3.6E-05	6.05E-04	2.15E-08	0.08	4.71E-02	8.33E-11	1.0E+06	8.3E-05
26	0.44679	6.30E-05	2.8E-05	6.05E-04	1.70E-08	0.08	4.71E-02	6.60E-11	1.0E+06	6.6E-05
27	0.35656	6.30E-05	2.2E-05	6.05E-04	1.36E-08	0.08	4.71E-02	5.27E-11	1.0E+06	5.3E-05
28	0.2888	6.30E-05	1.8E-05	6.05E-04	1.10E-08	0.08	4.71E-02	4.27E-11	1.0E+06	4.3E-05
29	0.20967	6.30E-05	1.3E-05	6.05E-04	7.99E-09	0.08	4.71E-02	3.10E-11	1.0E+06	3.1E-05
30	0.17901	6.30E-05	1.1E-05	6.05E-04	6.82E-09	0.08	4.71E-02	2.64E-11	1.0E+06	2.6E-05
31	0.14564	6.30E-05	9.2E-06	6.05E-04	5.55E-09	0.08	4.71E-02	2.15E-11	1.0E+06	2.2E-05

Ventura Ranch

P2 (off) - Architectural Coating

		Cancer Risk from 2 to 16 years								
Receptor #	Conc	g/sec	Cair	Dose Constant	Dose	ED	Risk Constant	Risk	Constant 2	Risk/ Million
32	0.10804	6.30E-05	6.8E-06	6.05E-04	4.12E-09	0.08	4.71E-02	1.60E-11	1.0E+06	1.6E-05
33	0.10015	6.30E-05	6.3E-06	6.05E-04	3.82E-09	0.08	4.71E-02	1.48E-11	1.0E+06	1.5E-05
34	0.09791	6.30E-05	6.2E-06	6.05E-04	3.73E-09	0.08	4.71E-02	1.45E-11	1.0E+06	1.4E-05
35	0.24116	6.30E-05	1.5E-05	6.05E-04	9.19E-09	0.08	4.71E-02	3.56E-11	1.0E+06	3.6E-05
36	0.1816	6.30E-05	1.1E-05	6.05E-04	6.92E-09	0.08	4.71E-02	2.68E-11	1.0E+06	2.7E-05
37	3.28763	6.30E-05	2.1E-04	6.05E-04	1.25E-07	0.08	4.71E-02	4.86E-10	1.0E+06	4.9E-04
38	3.74805	6.30E-05	2.4E-04	6.05E-04	1.43E-07	0.08	4.71E-02	5.54E-10	1.0E+06	5.5E-04
39	4.09326	6.30E-05	2.6E-04	6.05E-04	1.56E-07	0.08	4.71E-02	6.05E-10	1.0E+06	6.0E-04
40	4.28623	6.30E-05	2.7E-04	6.05E-04	1.63E-07	0.08	4.71E-02	6.33E-10	1.0E+06	6.3E-04
41	3.48902	6.30E-05	2.2E-04	6.05E-04	1.33E-07	0.08	4.71E-02	5.15E-10	1.0E+06	5.2E-04
42	4.0661	6.30E-05	2.6E-04	6.05E-04	1.55E-07	0.08	4.71E-02	6.01E-10	1.0E+06	6.0E-04
43	4.53396	6.30E-05	2.9E-04	6.05E-04	1.73E-07	0.08	4.71E-02	6.70E-10	1.0E+06	6.7E-04
44	4.84596	6.30E-05	3.1E-04	6.05E-04	1.85E-07	0.08	4.71E-02	7.16E-10	1.0E+06	7.2E-04
45	4.94406	6.30E-05	3.1E-04	6.05E-04	1.88E-07	0.08	4.71E-02	7.30E-10	1.0E+06	7.3E-04
46	1.03832	6.30E-05	6.5E-05	6.05E-04	3.96E-08	0.08	4.71E-02	1.53E-10	1.0E+06	1.5E-04
47	0.77671	6.30E-05	4.9E-05	6.05E-04	2.96E-08	0.08	4.71E-02	1.15E-10	1.0E+06	1.1E-04
48	4.39031	6.30E-05	2.8E-04	6.05E-04	1.67E-07	0.08	4.71E-02	6.48E-10	1.0E+06	6.5E-04
49	5.04427	6.30E-05	3.2E-04	6.05E-04	1.92E-07	0.08	4.71E-02	7.45E-10	1.0E+06	7.5E-04
50	5.50611	6.30E-05	3.5E-04	6.05E-04	2.10E-07	0.08	4.71E-02	8.13E-10	1.0E+06	8.1E-04
51	5.65943	6.30E-05	3.6E-04	6.05E-04	2.16E-07	0.08	4.71E-02	8.36E-10	1.0E+06	8.4E-04
52	1.0692	6.30E-05	6.7E-05	6.05E-04	4.08E-08	0.08	4.71E-02	1.58E-10	1.0E+06	1.6E-04
53	0.78889	6.30E-05	5.0E-05	6.05E-04	3.01E-08	0.08	4.71E-02	1.17E-10	1.0E+06	1.2E-04
54	0.59197	6.30E-05	3.7E-05	6.05E-04	2.26E-08	0.08	4.71E-02	8.74E-11	1.0E+06	8.7E-05
55	5.52666	6.30E-05	3.5E-04	6.05E-04	2.11E-07	0.08	4.71E-02	8.16E-10	1.0E+06	8.2E-04
56	6.20812	6.30E-05	3.9E-04	6.05E-04	2.37E-07	0.08	4.71E-02	9.17E-10	1.0E+06	9.2E-04
57	6.50346	6.30E-05	4.1E-04	6.05E-04	2.48E-07	0.08	4.71E-02	9.61E-10	1.0E+06	9.6E-04
58	6.28506	6.30E-05	4.0E-04	6.05E-04	2.40E-07	0.08	4.71E-02	9.28E-10	1.0E+06	9.3E-04
59	1.09892	6.30E-05	6.9E-05	6.05E-04	4.19E-08	0.08	4.71E-02	1.62E-10	1.0E+06	1.6E-04
60	0.79995	6.30E-05	5.0E-05	6.05E-04	3.05E-08	0.08	4.71E-02	1.18E-10	1.0E+06	1.2E-04
61	0.59648	6.30E-05	3.8E-05	6.05E-04	2.27E-08	0.08	4.71E-02	8.81E-11	1.0E+06	8.8E-05
62	1.12768	6.30E-05	7.1E-05	6.05E-04	4.30E-08	0.08	4.71E-02	1.67E-10	1.0E+06	1.7E-04

Ventura Ranch
P2 (off) - Architectural Coating

						Cancer Risk from 2 to 16 years				
Receptor #	Conc	g/sec	Cair	Dose Constant	Dose	ED	Risk Constant	Risk	Constant 2	Risk/ Million
63	0.81133	6.30E-05	5.1E-05	6.05E-04	3.09E-08	0.08	4.71E-02	1.20E-10	1.0E+06	1.2E-04
64	0.60244	6.30E-05	3.8E-05	6.05E-04	2.30E-08	0.08	4.71E-02	8.90E-11	1.0E+06	8.9E-05
65	0.82505	6.30E-05	5.2E-05	6.05E-04	3.14E-08	0.08	4.71E-02	1.22E-10	1.0E+06	1.2E-04
66	5.64821	6.30E-05	3.6E-04	6.05E-04	2.15E-07	0.08	4.71E-02	8.34E-10	1.0E+06	8.3E-04
67	7.63444	6.30E-05	4.8E-04	6.05E-04	2.91E-07	0.08	4.71E-02	1.13E-09	1.0E+06	1.1E-03
68	0.20696	6.30E-05	1.3E-05	6.05E-04	7.89E-09	0.08	4.71E-02	3.06E-11	1.0E+06	3.1E-05
69	0.17795	6.30E-05	1.1E-05	6.05E-04	6.78E-09	0.08	4.71E-02	2.63E-11	1.0E+06	2.6E-05
70	0.15559	6.30E-05	9.8E-06	6.05E-04	5.93E-09	0.08	4.71E-02	2.30E-11	1.0E+06	2.3E-05
71	0.1398	6.30E-05	8.8E-06	6.05E-04	5.33E-09	0.08	4.71E-02	2.06E-11	1.0E+06	2.1E-05
72	5.8689	6.30E-05	3.7E-04	6.05E-04	2.24E-07	0.08	4.71E-02	8.67E-10	1.0E+06	8.7E-04
73	8.37324	6.30E-05	5.3E-04	6.05E-04	3.19E-07	0.08	4.71E-02	1.24E-09	1.0E+06	1.2E-03
74	0.26002	6.30E-05	1.6E-05	6.05E-04	9.91E-09	0.08	4.71E-02	3.84E-11	1.0E+06	3.8E-05
75	0.22429	6.30E-05	1.4E-05	6.05E-04	8.55E-09	0.08	4.71E-02	3.31E-11	1.0E+06	3.3E-05
76	0.19476	6.30E-05	1.2E-05	6.05E-04	7.42E-09	0.08	4.71E-02	2.88E-11	1.0E+06	2.9E-05
77	0.17103	6.30E-05	1.1E-05	6.05E-04	6.52E-09	0.08	4.71E-02	2.53E-11	1.0E+06	2.5E-05
78	0.15685	6.30E-05	9.9E-06	6.05E-04	5.98E-09	0.08	4.71E-02	2.32E-11	1.0E+06	2.3E-05
79	5.9337	6.30E-05	3.7E-04	6.05E-04	2.26E-07	0.08	4.71E-02	8.76E-10	1.0E+06	8.8E-04
80	9.0117	6.30E-05	5.7E-04	6.05E-04	3.44E-07	0.08	4.71E-02	1.33E-09	1.0E+06	1.3E-03
81	0.27585	6.30E-05	1.7E-05	6.05E-04	1.05E-08	0.08	4.71E-02	4.07E-11	1.0E+06	4.1E-05
82	0.24592	6.30E-05	1.5E-05	6.05E-04	9.37E-09	0.08	4.71E-02	3.63E-11	1.0E+06	3.6E-05
83	0.22239	6.30E-05	1.4E-05	6.05E-04	8.48E-09	0.08	4.71E-02	3.28E-11	1.0E+06	3.3E-05
84	0.20538	6.30E-05	1.3E-05	6.05E-04	7.83E-09	0.08	4.71E-02	3.03E-11	1.0E+06	3.0E-05
85	0.18295	6.30E-05	1.2E-05	6.05E-04	6.97E-09	0.08	4.71E-02	2.70E-11	1.0E+06	2.7E-05
86	5.86979	6.30E-05	3.7E-04	6.05E-04	2.24E-07	0.08	4.71E-02	8.67E-10	1.0E+06	8.7E-04
87	11.29043	6.30E-05	7.1E-04	6.05E-04	4.30E-07	0.08	4.71E-02	1.67E-09	1.0E+06	1.7E-03
88	0.28458	6.30E-05	1.8E-05	6.05E-04	1.08E-08	0.08	4.71E-02	4.20E-11	1.0E+06	4.2E-05
89	1.35694	6.30E-05	8.5E-05	6.05E-04	5.17E-08	0.08	4.71E-02	2.00E-10	1.0E+06	2.0E-04
90	0.89828	6.30E-05	5.7E-05	6.05E-04	3.42E-08	0.08	4.71E-02	1.33E-10	1.0E+06	1.3E-04
91	1.0402	6.30E-05	6.6E-05	6.05E-04	3.97E-08	0.08	4.71E-02	1.54E-10	1.0E+06	1.5E-04
92	1.23184	6.30E-05	7.8E-05	6.05E-04	4.70E-08	0.08	4.71E-02	1.82E-10	1.0E+06	1.8E-04
93	0.71697	6.30E-05	4.5E-05	6.05E-04	2.73E-08	0.08	4.71E-02	1.06E-10	1.0E+06	1.1E-04

Ventura Ranch

P2 (off) - Architectural Coating

		Cancer Risk from 2 to 16 years								
Receptor #	Conc	g/sec	Cair	Dose Constant	Dose	ED	Risk Constant	Risk	Constant 2	Risk/ Million
94	0.81776	6.30E-05	5.2E-05	6.05E-04	3.12E-08	0.08	4.71E-02	1.21E-10	1.0E+06	1.2E-04
95	0.95496	6.30E-05	6.0E-05	6.05E-04	3.64E-08	0.08	4.71E-02	1.41E-10	1.0E+06	1.4E-04
96	1.17738	6.30E-05	7.4E-05	6.05E-04	4.49E-08	0.08	4.71E-02	1.74E-10	1.0E+06	1.7E-04
97	1.51088	6.30E-05	9.5E-05	6.05E-04	5.76E-08	0.08	4.71E-02	2.23E-10	1.0E+06	2.2E-04
98	1.96239	6.30E-05	1.2E-04	6.05E-04	7.48E-08	0.08	4.71E-02	2.90E-10	1.0E+06	2.9E-04
99	0.57589	6.30E-05	3.6E-05	6.05E-04	2.20E-08	0.08	4.71E-02	8.51E-11	1.0E+06	8.5E-05
100	0.64935	6.30E-05	4.1E-05	6.05E-04	2.48E-08	0.08	4.71E-02	9.59E-11	1.0E+06	9.6E-05
101	0.75015	6.30E-05	4.7E-05	6.05E-04	2.86E-08	0.08	4.71E-02	1.11E-10	1.0E+06	1.1E-04
102	0.90412	6.30E-05	5.7E-05	6.05E-04	3.45E-08	0.08	4.71E-02	1.34E-10	1.0E+06	1.3E-04
103	1.12369	6.30E-05	7.1E-05	6.05E-04	4.28E-08	0.08	4.71E-02	1.66E-10	1.0E+06	1.7E-04
104	1.43944	6.30E-05	9.1E-05	6.05E-04	5.49E-08	0.08	4.71E-02	2.13E-10	1.0E+06	2.1E-04
105	1.89717	6.30E-05	1.2E-04	6.05E-04	7.23E-08	0.08	4.71E-02	2.80E-10	1.0E+06	2.8E-04
106	2.57967	6.30E-05	1.6E-04	6.05E-04	9.83E-08	0.08	4.71E-02	3.81E-10	1.0E+06	3.8E-04
107	3.66549	6.30E-05	2.3E-04	6.05E-04	1.40E-07	0.08	4.71E-02	5.41E-10	1.0E+06	5.4E-04
108	7.55576	6.30E-05	4.8E-04	6.05E-04	2.88E-07	0.08	4.71E-02	1.12E-09	1.0E+06	1.1E-03
109	0.46559	6.30E-05	2.9E-05	6.05E-04	1.77E-08	0.08	4.71E-02	6.88E-11	1.0E+06	6.9E-05
110	0.52078	6.30E-05	3.3E-05	6.05E-04	1.99E-08	0.08	4.71E-02	7.69E-11	1.0E+06	7.7E-05
111	0.59879	6.30E-05	3.8E-05	6.05E-04	2.28E-08	0.08	4.71E-02	8.84E-11	1.0E+06	8.8E-05
112	0.71286	6.30E-05	4.5E-05	6.05E-04	2.72E-08	0.08	4.71E-02	1.05E-10	1.0E+06	1.1E-04
113	0.85389	6.30E-05	5.4E-05	6.05E-04	3.25E-08	0.08	4.71E-02	1.26E-10	1.0E+06	1.3E-04
114	1.03989	6.30E-05	6.6E-05	6.05E-04	3.96E-08	0.08	4.71E-02	1.54E-10	1.0E+06	1.5E-04
115	1.29119	6.30E-05	8.1E-05	6.05E-04	4.92E-08	0.08	4.71E-02	1.91E-10	1.0E+06	1.9E-04
116	1.62947	6.30E-05	1.0E-04	6.05E-04	6.21E-08	0.08	4.71E-02	2.41E-10	1.0E+06	2.4E-04
117	2.14906	6.30E-05	1.4E-04	6.05E-04	8.19E-08	0.08	4.71E-02	3.17E-10	1.0E+06	3.2E-04
118	3.06871	6.30E-05	1.9E-04	6.05E-04	1.17E-07	0.08	4.71E-02	4.53E-10	1.0E+06	4.5E-04
119	4.20528	6.30E-05	2.6E-04	6.05E-04	1.60E-07	0.08	4.71E-02	6.21E-10	1.0E+06	6.2E-04
120	4.74847	6.30E-05	3.0E-04	6.05E-04	1.81E-07	0.08	4.71E-02	7.01E-10	1.0E+06	7.0E-04
121	4.65956	6.30E-05	2.9E-04	6.05E-04	1.78E-07	0.08	4.71E-02	6.88E-10	1.0E+06	6.9E-04
122	4.34494	6.30E-05	2.7E-04	6.05E-04	1.66E-07	0.08	4.71E-02	6.42E-10	1.0E+06	6.4E-04
123	0.38191	6.30E-05	2.4E-05	6.05E-04	1.46E-08	0.08	4.71E-02	5.64E-11	1.0E+06	5.6E-05
124	0.42544	6.30E-05	2.7E-05	6.05E-04	1.62E-08	0.08	4.71E-02	6.28E-11	1.0E+06	6.3E-05

Ventura Ranch

P2 (off) - Architectural Coating

		Cancer Risk from 2 to 16 years								
Receptor #	Conc	g/sec	Cair	Dose Constant	Dose	ED	Risk Constant	Risk	Constant 2	Risk/ Million
125	0.48559	6.30E-05	3.1E-05	6.05E-04	1.85E-08	0.08	4.71E-02	7.17E-11	1.0E+06	7.2E-05
126	0.56771	6.30E-05	3.6E-05	6.05E-04	2.16E-08	0.08	4.71E-02	8.39E-11	1.0E+06	8.4E-05
127	0.66386	6.30E-05	4.2E-05	6.05E-04	2.53E-08	0.08	4.71E-02	9.81E-11	1.0E+06	9.8E-05
128	0.78651	6.30E-05	5.0E-05	6.05E-04	3.00E-08	0.08	4.71E-02	1.16E-10	1.0E+06	1.2E-04
129	0.9439	6.30E-05	5.9E-05	6.05E-04	3.60E-08	0.08	4.71E-02	1.39E-10	1.0E+06	1.4E-04
130	1.13772	6.30E-05	7.2E-05	6.05E-04	4.34E-08	0.08	4.71E-02	1.68E-10	1.0E+06	1.7E-04
131	1.42938	6.30E-05	9.0E-05	6.05E-04	5.45E-08	0.08	4.71E-02	2.11E-10	1.0E+06	2.1E-04
132	1.80365	6.30E-05	1.1E-04	6.05E-04	6.88E-08	0.08	4.71E-02	2.66E-10	1.0E+06	2.7E-04
133	2.25285	6.30E-05	1.4E-04	6.05E-04	8.59E-08	0.08	4.71E-02	3.33E-10	1.0E+06	3.3E-04
134	2.66562	6.30E-05	1.7E-04	6.05E-04	1.02E-07	0.08	4.71E-02	3.94E-10	1.0E+06	3.9E-04
135	2.89866	6.30E-05	1.8E-04	6.05E-04	1.10E-07	0.08	4.71E-02	4.28E-10	1.0E+06	4.3E-04
136	2.93598	6.30E-05	1.8E-04	6.05E-04	1.12E-07	0.08	4.71E-02	4.34E-10	1.0E+06	4.3E-04
137	2.8992	6.30E-05	1.8E-04	6.05E-04	1.11E-07	0.08	4.71E-02	4.28E-10	1.0E+06	4.3E-04
138	2.77545	6.30E-05	1.7E-04	6.05E-04	1.06E-07	0.08	4.71E-02	4.10E-10	1.0E+06	4.1E-04
139	0.3192	6.30E-05	2.0E-05	6.05E-04	1.22E-08	0.08	4.71E-02	4.71E-11	1.0E+06	4.7E-05
140	0.35456	6.30E-05	2.2E-05	6.05E-04	1.35E-08	0.08	4.71E-02	5.24E-11	1.0E+06	5.2E-05
141	0.40133	6.30E-05	2.5E-05	6.05E-04	1.53E-08	0.08	4.71E-02	5.93E-11	1.0E+06	5.9E-05
142	0.462	6.30E-05	2.9E-05	6.05E-04	1.76E-08	0.08	4.71E-02	6.82E-11	1.0E+06	6.8E-05
143	0.53188	6.30E-05	3.4E-05	6.05E-04	2.03E-08	0.08	4.71E-02	7.86E-11	1.0E+06	7.9E-05
144	0.62005	6.30E-05	3.9E-05	6.05E-04	2.36E-08	0.08	4.71E-02	9.16E-11	1.0E+06	9.2E-05
145	0.71876	6.30E-05	4.5E-05	6.05E-04	2.74E-08	0.08	4.71E-02	1.06E-10	1.0E+06	1.1E-04
146	0.8542	6.30E-05	5.4E-05	6.05E-04	3.26E-08	0.08	4.71E-02	1.26E-10	1.0E+06	1.3E-04
147	1.02873	6.30E-05	6.5E-05	6.05E-04	3.92E-08	0.08	4.71E-02	1.52E-10	1.0E+06	1.5E-04
148	1.21184	6.30E-05	7.6E-05	6.05E-04	4.62E-08	0.08	4.71E-02	1.79E-10	1.0E+06	1.8E-04
149	1.43703	6.30E-05	9.1E-05	6.05E-04	5.48E-08	0.08	4.71E-02	2.12E-10	1.0E+06	2.1E-04
150	1.67726	6.30E-05	1.1E-04	6.05E-04	6.39E-08	0.08	4.71E-02	2.48E-10	1.0E+06	2.5E-04
151	1.81643	6.30E-05	1.1E-04	6.05E-04	6.92E-08	0.08	4.71E-02	2.68E-10	1.0E+06	2.7E-04
152	1.92328	6.30E-05	1.2E-04	6.05E-04	7.33E-08	0.08	4.71E-02	2.84E-10	1.0E+06	2.8E-04
153	2.02928	6.30E-05	1.3E-04	6.05E-04	7.74E-08	0.08	4.71E-02	3.00E-10	1.0E+06	3.0E-04
154	2.03429	6.30E-05	1.3E-04	6.05E-04	7.75E-08	0.08	4.71E-02	3.00E-10	1.0E+06	3.0E-04
155	0.27166	6.30E-05	1.7E-05	6.05E-04	1.04E-08	0.08	4.71E-02	4.01E-11	1.0E+06	4.0E-05

Ventura Ranch

P2 (off) - Architectural Coating

		Cancer Risk from 2 to 16 years								
Receptor #	Conc	g/sec	Cair	Dose Constant	Dose	ED	Risk Constant	Risk	Constant 2	Risk/ Million
156	0.30103	6.30E-05	1.9E-05	6.05E-04	1.15E-08	0.08	4.71E-02	4.45E-11	1.0E+06	4.4E-05
157	0.33835	6.30E-05	2.1E-05	6.05E-04	1.29E-08	0.08	4.71E-02	5.00E-11	1.0E+06	5.0E-05
158	0.38486	6.30E-05	2.4E-05	6.05E-04	1.47E-08	0.08	4.71E-02	5.68E-11	1.0E+06	5.7E-05
159	0.43852	6.30E-05	2.8E-05	6.05E-04	1.67E-08	0.08	4.71E-02	6.48E-11	1.0E+06	6.5E-05
160	0.50516	6.30E-05	3.2E-05	6.05E-04	1.93E-08	0.08	4.71E-02	7.46E-11	1.0E+06	7.5E-05
161	0.5733	6.30E-05	3.6E-05	6.05E-04	2.19E-08	0.08	4.71E-02	8.47E-11	1.0E+06	8.5E-05
162	0.66758	6.30E-05	4.2E-05	6.05E-04	2.54E-08	0.08	4.71E-02	9.86E-11	1.0E+06	9.9E-05
163	0.7808	6.30E-05	4.9E-05	6.05E-04	2.98E-08	0.08	4.71E-02	1.15E-10	1.0E+06	1.2E-04
164	0.8917	6.30E-05	5.6E-05	6.05E-04	3.40E-08	0.08	4.71E-02	1.32E-10	1.0E+06	1.3E-04
165	1.00632	6.30E-05	6.3E-05	6.05E-04	3.84E-08	0.08	4.71E-02	1.49E-10	1.0E+06	1.5E-04
166	1.14699	6.30E-05	7.2E-05	6.05E-04	4.37E-08	0.08	4.71E-02	1.69E-10	1.0E+06	1.7E-04
167	1.24944	6.30E-05	7.9E-05	6.05E-04	4.76E-08	0.08	4.71E-02	1.85E-10	1.0E+06	1.8E-04
168	1.32055	6.30E-05	8.3E-05	6.05E-04	5.03E-08	0.08	4.71E-02	1.95E-10	1.0E+06	2.0E-04
169	1.42195	6.30E-05	9.0E-05	6.05E-04	5.42E-08	0.08	4.71E-02	2.10E-10	1.0E+06	2.1E-04
170	1.46458	6.30E-05	9.2E-05	6.05E-04	5.58E-08	0.08	4.71E-02	2.16E-10	1.0E+06	2.2E-04
171	0.23527	6.30E-05	1.5E-05	6.05E-04	8.97E-09	0.08	4.71E-02	3.47E-11	1.0E+06	3.5E-05
172	0.26006	6.30E-05	1.6E-05	6.05E-04	9.91E-09	0.08	4.71E-02	3.84E-11	1.0E+06	3.8E-05
173	0.2905	6.30E-05	1.8E-05	6.05E-04	1.11E-08	0.08	4.71E-02	4.29E-11	1.0E+06	4.3E-05
174	0.32735	6.30E-05	2.1E-05	6.05E-04	1.25E-08	0.08	4.71E-02	4.83E-11	1.0E+06	4.8E-05
175	0.36992	6.30E-05	2.3E-05	6.05E-04	1.41E-08	0.08	4.71E-02	5.46E-11	1.0E+06	5.5E-05
176	0.42168	6.30E-05	2.7E-05	6.05E-04	1.61E-08	0.08	4.71E-02	6.23E-11	1.0E+06	6.2E-05
177	0.46987	6.30E-05	3.0E-05	6.05E-04	1.79E-08	0.08	4.71E-02	6.94E-11	1.0E+06	6.9E-05
178	0.53603	6.30E-05	3.4E-05	6.05E-04	2.04E-08	0.08	4.71E-02	7.92E-11	1.0E+06	7.9E-05
179	0.61312	6.30E-05	3.9E-05	6.05E-04	2.34E-08	0.08	4.71E-02	9.06E-11	1.0E+06	9.1E-05
180	0.67964	6.30E-05	4.3E-05	6.05E-04	2.59E-08	0.08	4.71E-02	1.00E-10	1.0E+06	1.0E-04
181	0.75324	6.30E-05	4.7E-05	6.05E-04	2.87E-08	0.08	4.71E-02	1.11E-10	1.0E+06	1.1E-04
182	0.843	6.30E-05	5.3E-05	6.05E-04	3.21E-08	0.08	4.71E-02	1.25E-10	1.0E+06	1.2E-04
183	0.91	6.30E-05	5.7E-05	6.05E-04	3.47E-08	0.08	4.71E-02	1.34E-10	1.0E+06	1.3E-04
184	0.95552	6.30E-05	6.0E-05	6.05E-04	3.64E-08	0.08	4.71E-02	1.41E-10	1.0E+06	1.4E-04
185	1.03132	6.30E-05	6.5E-05	6.05E-04	3.93E-08	0.08	4.71E-02	1.52E-10	1.0E+06	1.5E-04
186	1.07243	6.30E-05	6.8E-05	6.05E-04	4.09E-08	0.08	4.71E-02	1.58E-10	1.0E+06	1.6E-04

Ventura Ranch
P2 (off) - Architectural Coating

							Cancer Risk from 2 to 16 years			
Receptor #	Conc	g/sec	Cair	Dose Constant	Dose	ED	Risk Constant	Risk	Constant 2	Risk/ Million
187	0.20692	6.30E-05	1.3E-05	6.05E-04	7.89E-09	0.08	4.71E-02	3.06E-11	1.0E+06	3.1E-05
188	0.22817	6.30E-05	1.4E-05	6.05E-04	8.70E-09	0.08	4.71E-02	3.37E-11	1.0E+06	3.4E-05
189	0.25347	6.30E-05	1.6E-05	6.05E-04	9.66E-09	0.08	4.71E-02	3.74E-11	1.0E+06	3.7E-05
190	0.28317	6.30E-05	1.8E-05	6.05E-04	1.08E-08	0.08	4.71E-02	4.18E-11	1.0E+06	4.2E-05
191	0.31751	6.30E-05	2.0E-05	6.05E-04	1.21E-08	0.08	4.71E-02	4.69E-11	1.0E+06	4.7E-05
192	0.35828	6.30E-05	2.3E-05	6.05E-04	1.37E-08	0.08	4.71E-02	5.29E-11	1.0E+06	5.3E-05
193	0.39144	6.30E-05	2.5E-05	6.05E-04	1.49E-08	0.08	4.71E-02	5.78E-11	1.0E+06	5.8E-05
194	0.43928	6.30E-05	2.8E-05	6.05E-04	1.67E-08	0.08	4.71E-02	6.49E-11	1.0E+06	6.5E-05
195	0.49478	6.30E-05	3.1E-05	6.05E-04	1.89E-08	0.08	4.71E-02	7.31E-11	1.0E+06	7.3E-05
196	0.54015	6.30E-05	3.4E-05	6.05E-04	2.06E-08	0.08	4.71E-02	7.98E-11	1.0E+06	8.0E-05
197	0.58835	6.30E-05	3.7E-05	6.05E-04	2.24E-08	0.08	4.71E-02	8.69E-11	1.0E+06	8.7E-05
198	0.64887	6.30E-05	4.1E-05	6.05E-04	2.47E-08	0.08	4.71E-02	9.58E-11	1.0E+06	9.6E-05
199	0.69462	6.30E-05	4.4E-05	6.05E-04	2.65E-08	0.08	4.71E-02	1.03E-10	1.0E+06	1.0E-04
200	0.7197	6.30E-05	4.5E-05	6.05E-04	2.74E-08	0.08	4.71E-02	1.06E-10	1.0E+06	1.1E-04
201	0.77778	6.30E-05	4.9E-05	6.05E-04	2.96E-08	0.08	4.71E-02	1.15E-10	1.0E+06	1.1E-04
202	0.81237	6.30E-05	5.1E-05	6.05E-04	3.10E-08	0.08	4.71E-02	1.20E-10	1.0E+06	1.2E-04
203	0.18442	6.30E-05	1.2E-05	6.05E-04	7.03E-09	0.08	4.71E-02	2.72E-11	1.0E+06	2.7E-05
204	0.20275	6.30E-05	1.3E-05	6.05E-04	7.73E-09	0.08	4.71E-02	2.99E-11	1.0E+06	3.0E-05
205	0.22392	6.30E-05	1.4E-05	6.05E-04	8.54E-09	0.08	4.71E-02	3.31E-11	1.0E+06	3.3E-05
206	0.24704	6.30E-05	1.6E-05	6.05E-04	9.42E-09	0.08	4.71E-02	3.65E-11	1.0E+06	3.6E-05
207	0.27451	6.30E-05	1.7E-05	6.05E-04	1.05E-08	0.08	4.71E-02	4.05E-11	1.0E+06	4.1E-05
208	0.30579	6.30E-05	1.9E-05	6.05E-04	1.17E-08	0.08	4.71E-02	4.52E-11	1.0E+06	4.5E-05
209	0.33149	6.30E-05	2.1E-05	6.05E-04	1.26E-08	0.08	4.71E-02	4.90E-11	1.0E+06	4.9E-05
210	0.36798	6.30E-05	2.3E-05	6.05E-04	1.40E-08	0.08	4.71E-02	5.44E-11	1.0E+06	5.4E-05
211	0.40683	6.30E-05	2.6E-05	6.05E-04	1.55E-08	0.08	4.71E-02	6.01E-11	1.0E+06	6.0E-05
212	0.44112	6.30E-05	2.8E-05	6.05E-04	1.68E-08	0.08	4.71E-02	6.52E-11	1.0E+06	6.5E-05
213	0.47606	6.30E-05	3.0E-05	6.05E-04	1.81E-08	0.08	4.71E-02	7.03E-11	1.0E+06	7.0E-05
214	0.51866	6.30E-05	3.3E-05	6.05E-04	1.98E-08	0.08	4.71E-02	7.66E-11	1.0E+06	7.7E-05
215	0.54879	6.30E-05	3.5E-05	6.05E-04	2.09E-08	0.08	4.71E-02	8.11E-11	1.0E+06	8.1E-05
216	0.56106	6.30E-05	3.5E-05	6.05E-04	2.14E-08	0.08	4.71E-02	8.29E-11	1.0E+06	8.3E-05
217	0.60529	6.30E-05	3.8E-05	6.05E-04	2.31E-08	0.08	4.71E-02	8.94E-11	1.0E+06	8.9E-05

Ventura Ranch

P2 (off) - Architectural Coating

						Cancer Risk from 2 to 16 years				
Receptor #	Conc	g/sec	Cair	Dose Constant	Dose	ED	Risk Constant	Risk	Constant 2	Risk/ Million
218	0.63677	6.30E-05	4.0E-05	6.05E-04	2.43E-08	0.08	4.71E-02	9.41E-11	1.0E+06	9.4E-05
219	0.1662	6.30E-05	1.0E-05	6.05E-04	6.34E-09	0.08	4.71E-02	2.45E-11	1.0E+06	2.5E-05
220	0.182	6.30E-05	1.1E-05	6.05E-04	6.94E-09	0.08	4.71E-02	2.69E-11	1.0E+06	2.7E-05
221	0.19985	6.30E-05	1.3E-05	6.05E-04	7.62E-09	0.08	4.71E-02	2.95E-11	1.0E+06	3.0E-05
222	0.21776	6.30E-05	1.4E-05	6.05E-04	8.30E-09	0.08	4.71E-02	3.22E-11	1.0E+06	3.2E-05
223	0.23948	6.30E-05	1.5E-05	6.05E-04	9.13E-09	0.08	4.71E-02	3.54E-11	1.0E+06	3.5E-05
224	0.26392	6.30E-05	1.7E-05	6.05E-04	1.01E-08	0.08	4.71E-02	3.90E-11	1.0E+06	3.9E-05
225	0.28532	6.30E-05	1.8E-05	6.05E-04	1.09E-08	0.08	4.71E-02	4.21E-11	1.0E+06	4.2E-05
226	0.31204	6.30E-05	2.0E-05	6.05E-04	1.19E-08	0.08	4.71E-02	4.61E-11	1.0E+06	4.6E-05
227	0.34107	6.30E-05	2.1E-05	6.05E-04	1.30E-08	0.08	4.71E-02	5.04E-11	1.0E+06	5.0E-05
228	0.3673	6.30E-05	2.3E-05	6.05E-04	1.40E-08	0.08	4.71E-02	5.43E-11	1.0E+06	5.4E-05
229	0.39557	6.30E-05	2.5E-05	6.05E-04	1.51E-08	0.08	4.71E-02	5.84E-11	1.0E+06	5.8E-05
230	0.4251	6.30E-05	2.7E-05	6.05E-04	1.62E-08	0.08	4.71E-02	6.28E-11	1.0E+06	6.3E-05
231	0.43538	6.30E-05	2.7E-05	6.05E-04	1.66E-08	0.08	4.71E-02	6.43E-11	1.0E+06	6.4E-05
232	0.4489	6.30E-05	2.8E-05	6.05E-04	1.71E-08	0.08	4.71E-02	6.63E-11	1.0E+06	6.6E-05
233	0.48387	6.30E-05	3.0E-05	6.05E-04	1.84E-08	0.08	4.71E-02	7.15E-11	1.0E+06	7.1E-05
234	0.50869	6.30E-05	3.2E-05	6.05E-04	1.94E-08	0.08	4.71E-02	7.51E-11	1.0E+06	7.5E-05
235	0.1511	6.30E-05	9.5E-06	6.05E-04	5.76E-09	0.08	4.71E-02	2.23E-11	1.0E+06	2.2E-05
236	0.16473	6.30E-05	1.0E-05	6.05E-04	6.28E-09	0.08	4.71E-02	2.43E-11	1.0E+06	2.4E-05
237	0.17982	6.30E-05	1.1E-05	6.05E-04	6.85E-09	0.08	4.71E-02	2.66E-11	1.0E+06	2.7E-05
238	0.19418	6.30E-05	1.2E-05	6.05E-04	7.40E-09	0.08	4.71E-02	2.87E-11	1.0E+06	2.9E-05
239	0.21097	6.30E-05	1.3E-05	6.05E-04	8.04E-09	0.08	4.71E-02	3.12E-11	1.0E+06	3.1E-05
240	0.23092	6.30E-05	1.5E-05	6.05E-04	8.80E-09	0.08	4.71E-02	3.41E-11	1.0E+06	3.4E-05
241	0.24939	6.30E-05	1.6E-05	6.05E-04	9.51E-09	0.08	4.71E-02	3.68E-11	1.0E+06	3.7E-05
242	0.26789	6.30E-05	1.7E-05	6.05E-04	1.02E-08	0.08	4.71E-02	3.96E-11	1.0E+06	4.0E-05
243	0.29112	6.30E-05	1.8E-05	6.05E-04	1.11E-08	0.08	4.71E-02	4.30E-11	1.0E+06	4.3E-05
244	0.31187	6.30E-05	2.0E-05	6.05E-04	1.19E-08	0.08	4.71E-02	4.61E-11	1.0E+06	4.6E-05
245	0.33412	6.30E-05	2.1E-05	6.05E-04	1.27E-08	0.08	4.71E-02	4.93E-11	1.0E+06	4.9E-05
246	0.35511	6.30E-05	2.2E-05	6.05E-04	1.35E-08	0.08	4.71E-02	5.24E-11	1.0E+06	5.2E-05
247	0.34818	6.30E-05	2.2E-05	6.05E-04	1.33E-08	0.08	4.71E-02	5.14E-11	1.0E+06	5.1E-05
248	0.36907	6.30E-05	2.3E-05	6.05E-04	1.41E-08	0.08	4.71E-02	5.45E-11	1.0E+06	5.5E-05

Ventura Ranch
P2 (off) - Architectural Coating

		Cancer Risk from 2 to 16 years								
Receptor #	Conc	g/sec	Cair	Dose Constant	Dose	ED	Risk Constant	Risk	Constant 2	Risk/ Million
249	0.39407	6.30E-05	2.5E-05	6.05E-04	1.50E-08	0.08	4.71E-02	5.82E-11	1.0E+06	5.8E-05
250	0.41392	6.30E-05	2.6E-05	6.05E-04	1.58E-08	0.08	4.71E-02	6.11E-11	1.0E+06	6.1E-05
251	0.13831	6.30E-05	8.7E-06	6.05E-04	5.27E-09	0.08	4.71E-02	2.04E-11	1.0E+06	2.0E-05
252	0.15008	6.30E-05	9.5E-06	6.05E-04	5.72E-09	0.08	4.71E-02	2.22E-11	1.0E+06	2.2E-05
253	0.16286	6.30E-05	1.0E-05	6.05E-04	6.21E-09	0.08	4.71E-02	2.41E-11	1.0E+06	2.4E-05
254	0.17531	6.30E-05	1.1E-05	6.05E-04	6.68E-09	0.08	4.71E-02	2.59E-11	1.0E+06	2.6E-05
255	0.18755	6.30E-05	1.2E-05	6.05E-04	7.15E-09	0.08	4.71E-02	2.77E-11	1.0E+06	2.8E-05
256	0.20414	6.30E-05	1.3E-05	6.05E-04	7.78E-09	0.08	4.71E-02	3.02E-11	1.0E+06	3.0E-05
257	0.21999	6.30E-05	1.4E-05	6.05E-04	8.39E-09	0.08	4.71E-02	3.25E-11	1.0E+06	3.2E-05
258	0.2336	6.30E-05	1.5E-05	6.05E-04	8.90E-09	0.08	4.71E-02	3.45E-11	1.0E+06	3.5E-05
259	0.25125	6.30E-05	1.6E-05	6.05E-04	9.58E-09	0.08	4.71E-02	3.71E-11	1.0E+06	3.7E-05
260	0.2675	6.30E-05	1.7E-05	6.05E-04	1.02E-08	0.08	4.71E-02	3.95E-11	1.0E+06	4.0E-05
261	0.28379	6.30E-05	1.8E-05	6.05E-04	1.08E-08	0.08	4.71E-02	4.19E-11	1.0E+06	4.2E-05
262	0.30025	6.30E-05	1.9E-05	6.05E-04	1.14E-08	0.08	4.71E-02	4.43E-11	1.0E+06	4.4E-05
263	0.29081	6.30E-05	1.8E-05	6.05E-04	1.11E-08	0.08	4.71E-02	4.30E-11	1.0E+06	4.3E-05
264	0.31133	6.30E-05	2.0E-05	6.05E-04	1.19E-08	0.08	4.71E-02	4.60E-11	1.0E+06	4.6E-05
265	0.32328	6.30E-05	2.0E-05	6.05E-04	1.23E-08	0.08	4.71E-02	4.77E-11	1.0E+06	4.8E-05
266	0.33711	6.30E-05	2.1E-05	6.05E-04	1.29E-08	0.08	4.71E-02	4.98E-11	1.0E+06	5.0E-05
267	0.12727	6.30E-05	8.0E-06	6.05E-04	4.85E-09	0.08	4.71E-02	1.88E-11	1.0E+06	1.9E-05
268	0.13747	6.30E-05	8.7E-06	6.05E-04	5.24E-09	0.08	4.71E-02	2.03E-11	1.0E+06	2.0E-05
269	0.14834	6.30E-05	9.3E-06	6.05E-04	5.65E-09	0.08	4.71E-02	2.19E-11	1.0E+06	2.2E-05
270	0.15957	6.30E-05	1.0E-05	6.05E-04	6.08E-09	0.08	4.71E-02	2.36E-11	1.0E+06	2.4E-05
271	0.16831	6.30E-05	1.1E-05	6.05E-04	6.42E-09	0.08	4.71E-02	2.49E-11	1.0E+06	2.5E-05
272	0.18168	6.30E-05	1.1E-05	6.05E-04	6.93E-09	0.08	4.71E-02	2.68E-11	1.0E+06	2.7E-05
273	0.1972	6.30E-05	1.2E-05	6.05E-04	7.52E-09	0.08	4.71E-02	2.91E-11	1.0E+06	2.9E-05
274	0.20799	6.30E-05	1.3E-05	6.05E-04	7.93E-09	0.08	4.71E-02	3.07E-11	1.0E+06	3.1E-05
275	0.21887	6.30E-05	1.4E-05	6.05E-04	8.34E-09	0.08	4.71E-02	3.23E-11	1.0E+06	3.2E-05
276	0.23275	6.30E-05	1.5E-05	6.05E-04	8.87E-09	0.08	4.71E-02	3.44E-11	1.0E+06	3.4E-05
277	0.24032	6.30E-05	1.5E-05	6.05E-04	9.16E-09	0.08	4.71E-02	3.55E-11	1.0E+06	3.5E-05
278	0.24547	6.30E-05	1.5E-05	6.05E-04	9.36E-09	0.08	4.71E-02	3.63E-11	1.0E+06	3.6E-05
279	0.25337	6.30E-05	1.6E-05	6.05E-04	9.66E-09	0.08	4.71E-02	3.74E-11	1.0E+06	3.7E-05

Ventura Ranch

P2 (off) - Architectural Coating

		Cancer Risk from 2 to 16 years								
Receptor #	Conc	g/sec	Cair	Dose Constant	Dose	ED	Risk Constant	Risk	Constant 2	Risk/ Million
280	0.26826	6.30E-05	1.7E-05	6.05E-04	1.02E-08	0.08	4.71E-02	3.96E-11	1.0E+06	4.0E-05
281	0.27669	6.30E-05	1.7E-05	6.05E-04	1.05E-08	0.08	4.71E-02	4.09E-11	1.0E+06	4.1E-05
282	0.29017	6.30E-05	1.8E-05	6.05E-04	1.11E-08	0.08	4.71E-02	4.29E-11	1.0E+06	4.3E-05
283	0.11754	6.30E-05	7.4E-06	6.05E-04	4.48E-09	0.08	4.71E-02	1.74E-11	1.0E+06	1.7E-05
284	0.12648	6.30E-05	8.0E-06	6.05E-04	4.82E-09	0.08	4.71E-02	1.87E-11	1.0E+06	1.9E-05
285	0.13576	6.30E-05	8.6E-06	6.05E-04	5.17E-09	0.08	4.71E-02	2.01E-11	1.0E+06	2.0E-05
286	0.14545	6.30E-05	9.2E-06	6.05E-04	5.54E-09	0.08	4.71E-02	2.15E-11	1.0E+06	2.1E-05
287	0.15291	6.30E-05	9.6E-06	6.05E-04	5.83E-09	0.08	4.71E-02	2.26E-11	1.0E+06	2.3E-05
288	0.16502	6.30E-05	1.0E-05	6.05E-04	6.29E-09	0.08	4.71E-02	2.44E-11	1.0E+06	2.4E-05
289	0.17663	6.30E-05	1.1E-05	6.05E-04	6.73E-09	0.08	4.71E-02	2.61E-11	1.0E+06	2.6E-05
290	0.1872	6.30E-05	1.2E-05	6.05E-04	7.14E-09	0.08	4.71E-02	2.76E-11	1.0E+06	2.8E-05
291	0.19374	6.30E-05	1.2E-05	6.05E-04	7.39E-09	0.08	4.71E-02	2.86E-11	1.0E+06	2.9E-05
292	0.20468	6.30E-05	1.3E-05	6.05E-04	7.80E-09	0.08	4.71E-02	3.02E-11	1.0E+06	3.0E-05
293	0.21078	6.30E-05	1.3E-05	6.05E-04	8.03E-09	0.08	4.71E-02	3.11E-11	1.0E+06	3.1E-05
294	0.21639	6.30E-05	1.4E-05	6.05E-04	8.25E-09	0.08	4.71E-02	3.20E-11	1.0E+06	3.2E-05
295	0.22364	6.30E-05	1.4E-05	6.05E-04	8.52E-09	0.08	4.71E-02	3.30E-11	1.0E+06	3.3E-05
296	0.23378	6.30E-05	1.5E-05	6.05E-04	8.91E-09	0.08	4.71E-02	3.45E-11	1.0E+06	3.5E-05
297	0.2417	6.30E-05	1.5E-05	6.05E-04	9.21E-09	0.08	4.71E-02	3.57E-11	1.0E+06	3.6E-05
298	0.25102	6.30E-05	1.6E-05	6.05E-04	9.57E-09	0.08	4.71E-02	3.71E-11	1.0E+06	3.7E-05
299	0.11686	6.30E-05	7.4E-06	6.05E-04	4.45E-09	0.08	4.71E-02	1.73E-11	1.0E+06	1.7E-05
300	0.12479	6.30E-05	7.9E-06	6.05E-04	4.76E-09	0.08	4.71E-02	1.84E-11	1.0E+06	1.8E-05
301	0.13325	6.30E-05	8.4E-06	6.05E-04	5.08E-09	0.08	4.71E-02	1.97E-11	1.0E+06	2.0E-05
302	0.14135	6.30E-05	8.9E-06	6.05E-04	5.39E-09	0.08	4.71E-02	2.09E-11	1.0E+06	2.1E-05
303	0.14895	6.30E-05	9.4E-06	6.05E-04	5.68E-09	0.08	4.71E-02	2.20E-11	1.0E+06	2.2E-05
304	0.15926	6.30E-05	1.0E-05	6.05E-04	6.07E-09	0.08	4.71E-02	2.35E-11	1.0E+06	2.4E-05
305	0.16787	6.30E-05	1.1E-05	6.05E-04	6.40E-09	0.08	4.71E-02	2.48E-11	1.0E+06	2.5E-05
306	0.17495	6.30E-05	1.1E-05	6.05E-04	6.67E-09	0.08	4.71E-02	2.58E-11	1.0E+06	2.6E-05
307	0.18228	6.30E-05	1.1E-05	6.05E-04	6.95E-09	0.08	4.71E-02	2.69E-11	1.0E+06	2.7E-05
308	0.18799	6.30E-05	1.2E-05	6.05E-04	7.17E-09	0.08	4.71E-02	2.78E-11	1.0E+06	2.8E-05

Ventura Ranch

P2 (off) - Architectural Coating

						Cancer Risk from 2 to 16 years				
Receptor #	Conc	g/sec	Cair	Dose Constant	Dose	ED	Risk Constant	Risk	Constant 2	Risk/ Million
309	0.1908	6.30E-05	1.2E-05	6.05E-04	7.27E-09	0.08	4.71E-02	2.82E-11	1.0E+06	2.8E-05
310	0.197	6.30E-05	1.2E-05	6.05E-04	7.51E-09	0.08	4.71E-02	2.91E-11	1.0E+06	2.9E-05
311	0.20708	6.30E-05	1.3E-05	6.05E-04	7.89E-09	0.08	4.71E-02	3.06E-11	1.0E+06	3.1E-05
312	0.21674	6.30E-05	1.4E-05	6.05E-04	8.26E-09	0.08	4.71E-02	3.20E-11	1.0E+06	3.2E-05
313	0.2181	6.30E-05	1.4E-05	6.05E-04	8.31E-09	0.08	4.71E-02	3.22E-11	1.0E+06	3.2E-05
314	0.10819	6.30E-05	6.8E-06	6.05E-04	4.12E-09	0.08	4.71E-02	1.60E-11	1.0E+06	1.6E-05
315	0.11503	6.30E-05	7.2E-06	6.05E-04	4.38E-09	0.08	4.71E-02	1.70E-11	1.0E+06	1.7E-05
316	0.12234	6.30E-05	7.7E-06	6.05E-04	4.66E-09	0.08	4.71E-02	1.81E-11	1.0E+06	1.8E-05
317	0.12952	6.30E-05	8.2E-06	6.05E-04	4.94E-09	0.08	4.71E-02	1.91E-11	1.0E+06	1.9E-05
318	0.13601	6.30E-05	8.6E-06	6.05E-04	5.18E-09	0.08	4.71E-02	2.01E-11	1.0E+06	2.0E-05
319	0.14442	6.30E-05	9.1E-06	6.05E-04	5.51E-09	0.08	4.71E-02	2.13E-11	1.0E+06	2.1E-05
320	0.15248	6.30E-05	9.6E-06	6.05E-04	5.81E-09	0.08	4.71E-02	2.25E-11	1.0E+06	2.3E-05
321	0.15639	6.30E-05	9.9E-06	6.05E-04	5.96E-09	0.08	4.71E-02	2.31E-11	1.0E+06	2.3E-05
322	0.1637	6.30E-05	1.0E-05	6.05E-04	6.24E-09	0.08	4.71E-02	2.42E-11	1.0E+06	2.4E-05
323	0.1691	6.30E-05	1.1E-05	6.05E-04	6.45E-09	0.08	4.71E-02	2.50E-11	1.0E+06	2.5E-05
324	0.17164	6.30E-05	1.1E-05	6.05E-04	6.54E-09	0.08	4.71E-02	2.54E-11	1.0E+06	2.5E-05
325	0.17572	6.30E-05	1.1E-05	6.05E-04	6.70E-09	0.08	4.71E-02	2.60E-11	1.0E+06	2.6E-05
326	0.18454	6.30E-05	1.2E-05	6.05E-04	7.03E-09	0.08	4.71E-02	2.73E-11	1.0E+06	2.7E-05
327	0.19235	6.30E-05	1.2E-05	6.05E-04	7.33E-09	0.08	4.71E-02	2.84E-11	1.0E+06	2.8E-05
328	0.19116	6.30E-05	1.2E-05	6.05E-04	7.29E-09	0.08	4.71E-02	2.82E-11	1.0E+06	2.8E-05
329	0.1003	6.30E-05	6.3E-06	6.05E-04	3.82E-09	0.08	4.71E-02	1.48E-11	1.0E+06	1.5E-05
330	0.10624	6.30E-05	6.7E-06	6.05E-04	4.05E-09	0.08	4.71E-02	1.57E-11	1.0E+06	1.6E-05
331	0.11275	6.30E-05	7.1E-06	6.05E-04	4.30E-09	0.08	4.71E-02	1.67E-11	1.0E+06	1.7E-05
332	0.11886	6.30E-05	7.5E-06	6.05E-04	4.53E-09	0.08	4.71E-02	1.76E-11	1.0E+06	1.8E-05
333	0.12478	6.30E-05	7.9E-06	6.05E-04	4.76E-09	0.08	4.71E-02	1.84E-11	1.0E+06	1.8E-05
334	0.13201	6.30E-05	8.3E-06	6.05E-04	5.03E-09	0.08	4.71E-02	1.95E-11	1.0E+06	1.9E-05
335	0.13928	6.30E-05	8.8E-06	6.05E-04	5.31E-09	0.08	4.71E-02	2.06E-11	1.0E+06	2.1E-05
336	0.14306	6.30E-05	9.0E-06	6.05E-04	5.45E-09	0.08	4.71E-02	2.11E-11	1.0E+06	2.1E-05
337	0.14879	6.30E-05	9.4E-06	6.05E-04	5.67E-09	0.08	4.71E-02	2.20E-11	1.0E+06	2.2E-05
338	0.15405	6.30E-05	9.7E-06	6.05E-04	5.87E-09	0.08	4.71E-02	2.28E-11	1.0E+06	2.3E-05
339	0.15677	6.30E-05	9.9E-06	6.05E-04	5.98E-09	0.08	4.71E-02	2.32E-11	1.0E+06	2.3E-05

Ventura Ranch
P2 (off) - Architectural Coating

		Cancer Risk from 2 to 16 years								
Receptor #	Conc	g/sec	Cair	Dose Constant	Dose	ED	Risk Constant	Risk	Constant 2	Risk/ Million
340	0.1583	6.30E-05	1.0E-05	6.05E-04	6.03E-09	0.08	4.71E-02	2.34E-11	1.0E+06	2.3E-05
341	0.16564	6.30E-05	1.0E-05	6.05E-04	6.31E-09	0.08	4.71E-02	2.45E-11	1.0E+06	2.4E-05
342	0.17188	6.30E-05	1.1E-05	6.05E-04	6.55E-09	0.08	4.71E-02	2.54E-11	1.0E+06	2.5E-05
343	0.16925	6.30E-05	1.1E-05	6.05E-04	6.45E-09	0.08	4.71E-02	2.50E-11	1.0E+06	2.5E-05
344	0.16521	6.30E-05	1.0E-05	6.05E-04	6.30E-09	0.08	4.71E-02	2.44E-11	1.0E+06	2.4E-05
345	0.09319	6.30E-05	5.9E-06	6.05E-04	3.55E-09	0.08	4.71E-02	1.38E-11	1.0E+06	1.4E-05
346	0.09858	6.30E-05	6.2E-06	6.05E-04	3.76E-09	0.08	4.71E-02	1.46E-11	1.0E+06	1.5E-05
347	0.10422	6.30E-05	6.6E-06	6.05E-04	3.97E-09	0.08	4.71E-02	1.54E-11	1.0E+06	1.5E-05
348	0.1096	6.30E-05	6.9E-06	6.05E-04	4.18E-09	0.08	4.71E-02	1.62E-11	1.0E+06	1.6E-05
349	0.11378	6.30E-05	7.2E-06	6.05E-04	4.34E-09	0.08	4.71E-02	1.68E-11	1.0E+06	1.7E-05
350	0.12137	6.30E-05	7.6E-06	6.05E-04	4.63E-09	0.08	4.71E-02	1.79E-11	1.0E+06	1.8E-05
351	0.12773	6.30E-05	8.0E-06	6.05E-04	4.87E-09	0.08	4.71E-02	1.89E-11	1.0E+06	1.9E-05
352	0.13214	6.30E-05	8.3E-06	6.05E-04	5.04E-09	0.08	4.71E-02	1.95E-11	1.0E+06	2.0E-05
353	0.13639	6.30E-05	8.6E-06	6.05E-04	5.20E-09	0.08	4.71E-02	2.01E-11	1.0E+06	2.0E-05
354	0.14106	6.30E-05	8.9E-06	6.05E-04	5.38E-09	0.08	4.71E-02	2.08E-11	1.0E+06	2.1E-05
355	0.14371	6.30E-05	9.1E-06	6.05E-04	5.48E-09	0.08	4.71E-02	2.12E-11	1.0E+06	2.1E-05
356	0.14368	6.30E-05	9.1E-06	6.05E-04	5.48E-09	0.08	4.71E-02	2.12E-11	1.0E+06	2.1E-05
357	0.14993	6.30E-05	9.4E-06	6.05E-04	5.72E-09	0.08	4.71E-02	2.21E-11	1.0E+06	2.2E-05
358	0.15506	6.30E-05	9.8E-06	6.05E-04	5.91E-09	0.08	4.71E-02	2.29E-11	1.0E+06	2.3E-05
359	0.15406	6.30E-05	9.7E-06	6.05E-04	5.87E-09	0.08	4.71E-02	2.28E-11	1.0E+06	2.3E-05
360	0.14635	6.30E-05	9.2E-06	6.05E-04	5.58E-09	0.08	4.71E-02	2.16E-11	1.0E+06	2.2E-05

Ventura Ranch
P2 (off) - Architectural Coating

Max Cancer Risk Cancer Risk	
Receptor #	**Total Risk/ Million**
1	4.0E-04
2	3.6E-04
3	3.2E-04
4	2.8E-04
5	2.4E-04
6	2.0E-04
7	1.6E-04
8	1.3E-04
9	1.0E-04
10	8.2E-05
11	6.5E-05
12	5.3E-05
13	4.3E-05
14	3.1E-05
15	2.6E-05
16	2.2E-05
17	1.8E-05
18	1.6E-05
19	1.4E-05
20	1.3E-05
21	1.1E-05
22	1.7E-04
23	1.3E-04
24	1.1E-04
25	8.3E-05
26	6.6E-05
27	5.3E-05
28	4.3E-05
29	3.1E-05
30	2.6E-05
31	2.2E-05

Max	**Receptor #**	
0.002	87	Res

Chronic Non Cancer Risk	
REL	**HI Offroad**
5	3.38E-05
5	3.09E-05
5	2.75E-05
5	2.38E-05
5	2.02E-05
5	1.67E-05
5	1.36E-05
5	1.10E-05
5	8.77E-06
5	7.00E-06
5	5.59E-06
5	4.49E-06
5	3.65E-06
5	2.63E-06
5	2.20E-06
5	1.89E-06
5	1.56E-06
5	1.40E-06
5	1.20E-06
5	1.07E-06
5	9.30E-07
5	1.43E-05
5	1.14E-05
5	9.00E-06
5	7.11E-06
5	5.63E-06
5	4.49E-06
5	3.64E-06
5	2.64E-06
5	2.26E-06
5	1.84E-06

Max	**Receptor #**	
1.423E-04	87	Res

Ventura Ranch
P2 (off) - Architectural Coating

Max Cancer Risk Cancer Risk		*Chronic Non Cancer Risk*	
Receptor #	Total Risk/ Million	REL	HI Offroad
32	1.6E-05	5	1.36E-06
33	1.5E-05	5	1.26E-06
34	1.4E-05	5	1.23E-06
35	3.6E-05	5	3.04E-06
36	2.7E-05	5	2.29E-06
37	4.9E-04	5	4.14E-05
38	5.5E-04	5	4.72E-05
39	6.0E-04	5	5.16E-05
40	6.3E-04	5	5.40E-05
41	5.2E-04	5	4.40E-05
42	6.0E-04	5	5.12E-05
43	6.7E-04	5	5.71E-05
44	7.2E-04	5	6.11E-05
45	7.3E-04	5	6.23E-05
46	1.5E-04	5	1.31E-05
47	1.1E-04	5	9.79E-06
48	6.5E-04	5	5.53E-05
49	7.5E-04	5	6.36E-05
50	8.1E-04	5	6.94E-05
51	8.4E-04	5	7.13E-05
52	1.6E-04	5	1.35E-05
53	1.2E-04	5	9.94E-06
54	8.7E-05	5	7.46E-06
55	8.2E-04	5	6.96E-05
56	9.2E-04	5	7.82E-05
57	9.6E-04	5	8.19E-05
58	9.3E-04	5	7.92E-05
59	1.6E-04	5	1.38E-05
60	1.2E-04	5	1.01E-05
61	8.8E-05	5	7.52E-06
62	1.7E-04	5	1.42E-05

Ventura Ranch
P2 (off) - Architectural Coating

Max Cancer Risk Cancer Risk		*Chronic Non Cancer Risk*	
Receptor #	Total Risk/ Million	REL	HI Offroad
63	1.2E-04	5	1.02E-05
64	8.9E-05	5	7.59E-06
65	1.2E-04	5	1.04E-05
66	8.3E-04	5	7.12E-05
67	1.1E-03	5	9.62E-05
68	3.1E-05	5	2.61E-06
69	2.6E-05	5	2.24E-06
70	2.3E-05	5	1.96E-06
71	2.1E-05	5	1.76E-06
72	8.7E-04	5	7.39E-05
73	1.2E-03	5	1.06E-04
74	3.8E-05	5	3.28E-06
75	3.3E-05	5	2.83E-06
76	2.9E-05	5	2.45E-06
77	2.5E-05	5	2.15E-06
78	2.3E-05	5	1.98E-06
79	8.8E-04	5	7.48E-05
80	1.3E-03	5	1.14E-04
81	4.1E-05	5	3.48E-06
82	3.6E-05	5	3.10E-06
83	3.3E-05	5	2.80E-06
84	3.0E-05	5	2.59E-06
85	2.7E-05	5	2.31E-06
86	8.7E-04	5	7.40E-05
87	1.7E-03	5	1.42E-04
88	4.2E-05	5	3.59E-06
89	2.0E-04	5	1.71E-05
90	1.3E-04	5	1.13E-05
91	1.5E-04	5	1.31E-05
92	1.8E-04	5	1.55E-05
93	1.1E-04	5	9.03E-06

Ventura Ranch
P2 (off) - Architectural Coating

Max Cancer Risk Cancer Risk		*Chronic Non Cancer Risk*	
Receptor #	Total Risk/ Million	REL	HI Offroad
94	1.2E-04	5	1.03E-05
95	1.4E-04	5	1.20E-05
96	1.7E-04	5	1.48E-05
97	2.2E-04	5	1.90E-05
98	2.9E-04	5	2.47E-05
99	8.5E-05	5	7.26E-06
100	9.6E-05	5	8.18E-06
101	1.1E-04	5	9.45E-06
102	1.3E-04	5	1.14E-05
103	1.7E-04	5	1.42E-05
104	2.1E-04	5	1.81E-05
105	2.8E-04	5	2.39E-05
106	3.8E-04	5	3.25E-05
107	5.4E-04	5	4.62E-05
108	1.1E-03	5	9.52E-05
109	6.9E-05	5	5.87E-06
110	7.7E-05	5	6.56E-06
111	8.8E-05	5	7.54E-06
112	1.1E-04	5	8.98E-06
113	1.3E-04	5	1.08E-05
114	1.5E-04	5	1.31E-05
115	1.9E-04	5	1.63E-05
116	2.4E-04	5	2.05E-05
117	3.2E-04	5	2.71E-05
118	4.5E-04	5	3.87E-05
119	6.2E-04	5	5.30E-05
120	7.0E-04	5	5.98E-05
121	6.9E-04	5	5.87E-05
122	6.4E-04	5	5.47E-05
123	5.6E-05	5	4.81E-06
124	6.3E-05	5	5.36E-06

Ventura Ranch
P2 (off) - Architectural Coating

Max Cancer Risk Cancer Risk		*Chronic Non Cancer Risk*	
Receptor #	Total Risk/ Million	REL	HI Offroad
125	7.2E-05	5	6.12E-06
126	8.4E-05	5	7.15E-06
127	9.8E-05	5	8.36E-06
128	1.2E-04	5	9.91E-06
129	1.4E-04	5	1.19E-05
130	1.7E-04	5	1.43E-05
131	2.1E-04	5	1.80E-05
132	2.7E-04	5	2.27E-05
133	3.3E-04	5	2.84E-05
134	3.9E-04	5	3.36E-05
135	4.3E-04	5	3.65E-05
136	4.3E-04	5	3.70E-05
137	4.3E-04	5	3.65E-05
138	4.1E-04	5	3.50E-05
139	4.7E-05	5	4.02E-06
140	5.2E-05	5	4.47E-06
141	5.9E-05	5	5.06E-06
142	6.8E-05	5	5.82E-06
143	7.9E-05	5	6.70E-06
144	9.2E-05	5	7.81E-06
145	1.1E-04	5	9.06E-06
146	1.3E-04	5	1.08E-05
147	1.5E-04	5	1.30E-05
148	1.8E-04	5	1.53E-05
149	2.1E-04	5	1.81E-05
150	2.5E-04	5	2.11E-05
151	2.7E-04	5	2.29E-05
152	2.8E-04	5	2.42E-05
153	3.0E-04	5	2.56E-05
154	3.0E-04	5	2.56E-05
155	4.0E-05	5	3.42E-06

Ventura Ranch
P2 (off) - Architectural Coating

Max Cancer Risk Cancer Risk		*Chronic Non Cancer Risk*	
Receptor #	Total Risk/ Million	REL	HI Offroad
156	4.4E-05	5	3.79E-06
157	5.0E-05	5	4.26E-06
158	5.7E-05	5	4.85E-06
159	6.5E-05	5	5.53E-06
160	7.5E-05	5	6.36E-06
161	8.5E-05	5	7.22E-06
162	9.9E-05	5	8.41E-06
163	1.2E-04	5	9.84E-06
164	1.3E-04	5	1.12E-05
165	1.5E-04	5	1.27E-05
166	1.7E-04	5	1.45E-05
167	1.8E-04	5	1.57E-05
168	2.0E-04	5	1.66E-05
169	2.1E-04	5	1.79E-05
170	2.2E-04	5	1.85E-05
171	3.5E-05	5	2.96E-06
172	3.8E-05	5	3.28E-06
173	4.3E-05	5	3.66E-06
174	4.8E-05	5	4.12E-06
175	5.5E-05	5	4.66E-06
176	6.2E-05	5	5.31E-06
177	6.9E-05	5	5.92E-06
178	7.9E-05	5	6.75E-06
179	9.1E-05	5	7.73E-06
180	1.0E-04	5	8.56E-06
181	1.1E-04	5	9.49E-06
182	1.2E-04	5	1.06E-05
183	1.3E-04	5	1.15E-05
184	1.4E-04	5	1.20E-05
185	1.5E-04	5	1.30E-05
186	1.6E-04	5	1.35E-05

Ventura Ranch
P2 (off) - Architectural Coating

Max Cancer Risk Cancer Risk		*Chronic Non Cancer Risk*	
Receptor #	Total Risk/ Million	REL	HI Offroad
187	3.1E-05	5	2.61E-06
188	3.4E-05	5	2.87E-06
189	3.7E-05	5	3.19E-06
190	4.2E-05	5	3.57E-06
191	4.7E-05	5	4.00E-06
192	5.3E-05	5	4.51E-06
193	5.8E-05	5	4.93E-06
194	6.5E-05	5	5.53E-06
195	7.3E-05	5	6.23E-06
196	8.0E-05	5	6.81E-06
197	8.7E-05	5	7.41E-06
198	9.6E-05	5	8.18E-06
199	1.0E-04	5	8.75E-06
200	1.1E-04	5	9.07E-06
201	1.1E-04	5	9.80E-06
202	1.2E-04	5	1.02E-05
203	2.7E-05	5	2.32E-06
204	3.0E-05	5	2.55E-06
205	3.3E-05	5	2.82E-06
206	3.6E-05	5	3.11E-06
207	4.1E-05	5	3.46E-06
208	4.5E-05	5	3.85E-06
209	4.9E-05	5	4.18E-06
210	5.4E-05	5	4.64E-06
211	6.0E-05	5	5.13E-06
212	6.5E-05	5	5.56E-06
213	7.0E-05	5	6.00E-06
214	7.7E-05	5	6.54E-06
215	8.1E-05	5	6.91E-06
216	8.3E-05	5	7.07E-06
217	8.9E-05	5	7.63E-06

Ventura Ranch
P2 (off) - Architectural Coating

Max Cancer Risk Cancer Risk		*Chronic Non Cancer Risk*	
Receptor #	Total Risk/ Million	REL	HI Offroad
218	9.4E-05	5	8.02E-06
219	2.5E-05	5	2.09E-06
220	2.7E-05	5	2.29E-06
221	3.0E-05	5	2.52E-06
222	3.2E-05	5	2.74E-06
223	3.5E-05	5	3.02E-06
224	3.9E-05	5	3.33E-06
225	4.2E-05	5	3.59E-06
226	4.6E-05	5	3.93E-06
227	5.0E-05	5	4.30E-06
228	5.4E-05	5	4.63E-06
229	5.8E-05	5	4.98E-06
230	6.3E-05	5	5.36E-06
231	6.4E-05	5	5.49E-06
232	6.6E-05	5	5.66E-06
233	7.1E-05	5	6.10E-06
234	7.5E-05	5	6.41E-06
235	2.2E-05	5	1.90E-06
236	2.4E-05	5	2.08E-06
237	2.7E-05	5	2.27E-06
238	2.9E-05	5	2.45E-06
239	3.1E-05	5	2.66E-06
240	3.4E-05	5	2.91E-06
241	3.7E-05	5	3.14E-06
242	4.0E-05	5	3.38E-06
243	4.3E-05	5	3.67E-06
244	4.6E-05	5	3.93E-06
245	4.9E-05	5	4.21E-06
246	5.2E-05	5	4.47E-06
247	5.1E-05	5	4.39E-06
248	5.5E-05	5	4.65E-06

Ventura Ranch
P2 (off) - Architectural Coating

Max Cancer Risk Cancer Risk		*Chronic Non Cancer Risk*	
Receptor #	Total Risk/ Million	REL	HI Offroad
249	5.8E-05	5	4.97E-06
250	6.1E-05	5	5.22E-06
251	2.0E-05	5	1.74E-06
252	2.2E-05	5	1.89E-06
253	2.4E-05	5	2.05E-06
254	2.6E-05	5	2.21E-06
255	2.8E-05	5	2.36E-06
256	3.0E-05	5	2.57E-06
257	3.2E-05	5	2.77E-06
258	3.5E-05	5	2.94E-06
259	3.7E-05	5	3.17E-06
260	4.0E-05	5	3.37E-06
261	4.2E-05	5	3.58E-06
262	4.4E-05	5	3.78E-06
263	4.3E-05	5	3.66E-06
264	4.6E-05	5	3.92E-06
265	4.8E-05	5	4.07E-06
266	5.0E-05	5	4.25E-06
267	1.9E-05	5	1.60E-06
268	2.0E-05	5	1.73E-06
269	2.2E-05	5	1.87E-06
270	2.4E-05	5	2.01E-06
271	2.5E-05	5	2.12E-06
272	2.7E-05	5	2.29E-06
273	2.9E-05	5	2.48E-06
274	3.1E-05	5	2.62E-06
275	3.2E-05	5	2.76E-06
276	3.4E-05	5	2.93E-06
277	3.5E-05	5	3.03E-06
278	3.6E-05	5	3.09E-06
279	3.7E-05	5	3.19E-06

Ventura Ranch
P2 (off) - Architectural Coating

Max Cancer Risk Cancer Risk		*Chronic Non Cancer Risk*	
Receptor #	Total Risk/ Million	REL	HI Offroad
280	4.0E-05	5	3.38E-06
281	4.1E-05	5	3.49E-06
282	4.3E-05	5	3.66E-06
283	1.7E-05	5	1.48E-06
284	1.9E-05	5	1.59E-06
285	2.0E-05	5	1.71E-06
286	2.1E-05	5	1.83E-06
287	2.3E-05	5	1.93E-06
288	2.4E-05	5	2.08E-06
289	2.6E-05	5	2.23E-06
290	2.8E-05	5	2.36E-06
291	2.9E-05	5	2.44E-06
292	3.0E-05	5	2.58E-06
293	3.1E-05	5	2.66E-06
294	3.2E-05	5	2.73E-06
295	3.3E-05	5	2.82E-06
296	3.5E-05	5	2.95E-06
297	3.6E-05	5	3.05E-06
298	3.7E-05	5	3.16E-06
299	1.7E-05	5	1.47E-06
300	1.8E-05	5	1.57E-06
301	2.0E-05	5	1.68E-06
302	2.1E-05	5	1.78E-06
303	2.2E-05	5	1.88E-06
304	2.4E-05	5	2.01E-06
305	2.5E-05	5	2.12E-06
306	2.6E-05	5	2.20E-06
307	2.7E-05	5	2.30E-06
308	2.8E-05	5	2.37E-06

Ventura Ranch
P2 (off) - Architectural Coating

Max Cancer Risk Cancer Risk		*Chronic Non Cancer Risk*	
Receptor #	Total Risk/ Million	REL	HI Offroad
309	2.8E-05	5	2.40E-06
310	2.9E-05	5	2.48E-06
311	3.1E-05	5	2.61E-06
312	3.2E-05	5	2.73E-06
313	3.2E-05	5	2.75E-06
314	1.6E-05	5	1.36E-06
315	1.7E-05	5	1.45E-06
316	1.8E-05	5	1.54E-06
317	1.9E-05	5	1.63E-06
318	2.0E-05	5	1.71E-06
319	2.1E-05	5	1.82E-06
320	2.3E-05	5	1.92E-06
321	2.3E-05	5	1.97E-06
322	2.4E-05	5	2.06E-06
323	2.5E-05	5	2.13E-06
324	2.5E-05	5	2.16E-06
325	2.6E-05	5	2.21E-06
326	2.7E-05	5	2.33E-06
327	2.8E-05	5	2.42E-06
328	2.8E-05	5	2.41E-06
329	1.5E-05	5	1.26E-06
330	1.6E-05	5	1.34E-06
331	1.7E-05	5	1.42E-06
332	1.8E-05	5	1.50E-06
333	1.8E-05	5	1.57E-06
334	1.9E-05	5	1.66E-06
335	2.1E-05	5	1.75E-06
336	2.1E-05	5	1.80E-06
337	2.2E-05	5	1.87E-06
338	2.3E-05	5	1.94E-06
339	2.3E-05	5	1.98E-06

Ventura Ranch
P2 (off) - Architectural Coating

Max Cancer Risk Cancer Risk		*Chronic Non Cancer Risk*	
Receptor #	Total Risk/ Million	REL	HI Offroad
340	2.3E-05	5	1.99E-06
341	2.4E-05	5	2.09E-06
342	2.5E-05	5	2.17E-06
343	2.5E-05	5	2.13E-06
344	2.4E-05	5	2.08E-06
345	1.4E-05	5	1.17E-06
346	1.5E-05	5	1.24E-06
347	1.5E-05	5	1.31E-06
348	1.6E-05	5	1.38E-06
349	1.7E-05	5	1.43E-06
350	1.8E-05	5	1.53E-06
351	1.9E-05	5	1.61E-06
352	2.0E-05	5	1.66E-06
353	2.0E-05	5	1.72E-06
354	2.1E-05	5	1.78E-06
355	2.1E-05	5	1.81E-06
356	2.1E-05	5	1.81E-06
357	2.2E-05	5	1.89E-06
358	2.3E-05	5	1.95E-06
359	2.3E-05	5	1.94E-06
360	2.2E-05	5	1.84E-06

Ventura Ranch

P2 (on) - Site Preparation

		Cancer Risk from 3rd Trimester								
Receptor #	Conc	g/sec	Cair	Dose Constant	Dose	ED	Risk Constant	Risk	Constant 2	Risk/ Million
361	4.95535	1.26E-03	6.2E-03	3.46E-04	2.16E-06	0.18	1.57E-01	6.05E-08	1.0E+06	6.0E-02
362	6.60902	1.26E-03	8.3E-03	3.46E-04	2.88E-06	0.18	1.57E-01	8.07E-08	1.0E+06	8.1E-02
363	9.04167	1.26E-03	1.1E-02	3.46E-04	3.94E-06	0.18	1.57E-01	1.10E-07	1.0E+06	1.1E-01
364	12.56923	1.26E-03	1.6E-02	3.46E-04	5.48E-06	0.18	1.57E-01	1.53E-07	1.0E+06	1.5E-01
365	4.92029	1.26E-03	6.2E-03	3.46E-04	2.15E-06	0.18	1.57E-01	6.01E-08	1.0E+06	6.0E-02
366	6.62361	1.26E-03	8.3E-03	3.46E-04	2.89E-06	0.18	1.57E-01	8.08E-08	1.0E+06	8.1E-02
367	9.23724	1.26E-03	1.2E-02	3.46E-04	4.03E-06	0.18	1.57E-01	1.13E-07	1.0E+06	1.1E-01
368	13.25394	1.26E-03	1.7E-02	3.46E-04	5.78E-06	0.18	1.57E-01	1.62E-07	1.0E+06	1.6E-01
369	19.34442	1.26E-03	2.4E-02	3.46E-04	8.44E-06	0.18	1.57E-01	2.36E-07	1.0E+06	2.4E-01
370	26.70815	1.26E-03	3.4E-02	3.46E-04	1.16E-05	0.18	1.57E-01	3.26E-07	1.0E+06	3.3E-01
371	4.85045	1.26E-03	6.1E-03	3.46E-04	2.12E-06	0.18	1.57E-01	5.92E-08	1.0E+06	5.9E-02
372	6.55967	1.26E-03	8.3E-03	3.46E-04	2.86E-06	0.18	1.57E-01	8.01E-08	1.0E+06	8.0E-02
373	9.29182	1.26E-03	1.2E-02	3.46E-04	4.05E-06	0.18	1.57E-01	1.13E-07	1.0E+06	1.1E-01
374	13.70233	1.26E-03	1.7E-02	3.46E-04	5.98E-06	0.18	1.57E-01	1.67E-07	1.0E+06	1.7E-01
375	20.62319	1.26E-03	2.6E-02	3.46E-04	9.00E-06	0.18	1.57E-01	2.52E-07	1.0E+06	2.5E-01
376	4.71558	1.26E-03	5.9E-03	3.46E-04	2.06E-06	0.18	1.57E-01	5.76E-08	1.0E+06	5.8E-02
377	6.36714	1.26E-03	8.0E-03	3.46E-04	2.78E-06	0.18	1.57E-01	7.77E-08	1.0E+06	7.8E-02
378	9.11726	1.26E-03	1.1E-02	3.46E-04	3.98E-06	0.18	1.57E-01	1.11E-07	1.0E+06	1.1E-01
379	13.76331	1.26E-03	1.7E-02	3.46E-04	6.00E-06	0.18	1.57E-01	1.68E-07	1.0E+06	1.7E-01
380	21.20363	1.26E-03	2.7E-02	3.46E-04	9.25E-06	0.18	1.57E-01	2.59E-07	1.0E+06	2.6E-01
381	4.51964	1.26E-03	5.7E-03	3.46E-04	1.97E-06	0.18	1.57E-01	5.52E-08	1.0E+06	5.5E-02
382	6.0317	1.26E-03	7.6E-03	3.46E-04	2.63E-06	0.18	1.57E-01	7.36E-08	1.0E+06	7.4E-02
383	8.66046	1.26E-03	1.1E-02	3.46E-04	3.78E-06	0.18	1.57E-01	1.06E-07	1.0E+06	1.1E-01
384	13.39259	1.26E-03	1.7E-02	3.46E-04	5.84E-06	0.18	1.57E-01	1.63E-07	1.0E+06	1.6E-01
385	20.95751	1.26E-03	2.6E-02	3.46E-04	9.14E-06	0.18	1.57E-01	2.56E-07	1.0E+06	2.6E-01
386	4.26391	1.26E-03	5.4E-03	3.46E-04	1.86E-06	0.18	1.57E-01	5.20E-08	1.0E+06	5.2E-02
387	5.58638	1.26E-03	7.0E-03	3.46E-04	2.44E-06	0.18	1.57E-01	6.82E-08	1.0E+06	6.8E-02
388	7.92249	1.26E-03	1.0E-02	3.46E-04	3.46E-06	0.18	1.57E-01	9.67E-08	1.0E+06	9.7E-02
389	12.48668	1.26E-03	1.6E-02	3.46E-04	5.45E-06	0.18	1.57E-01	1.52E-07	1.0E+06	1.5E-01
390	19.56966	1.26E-03	2.5E-02	3.46E-04	8.54E-06	0.18	1.57E-01	2.39E-07	1.0E+06	2.4E-01
391	3.93253	1.26E-03	5.0E-03	3.46E-04	1.72E-06	0.18	1.57E-01	4.80E-08	1.0E+06	4.8E-02

Ventura Ranch

P2 (on) - Site Preparation

		Cancer Risk from 3rd Trimester								
Receptor #	Conc	g/sec	Cair	Dose Constant	Dose	ED	Risk Constant	Risk	Constant 2	Risk/ Million
392	5.06158	1.26E-03	6.4E-03	3.46E-04	2.21E-06	0.18	1.57E-01	6.18E-08	1.0E+06	6.2E-02
393	6.9871	1.26E-03	8.8E-03	3.46E-04	3.05E-06	0.18	1.57E-01	8.53E-08	1.0E+06	8.5E-02
394	10.85662	1.26E-03	1.4E-02	3.46E-04	4.74E-06	0.18	1.57E-01	1.33E-07	1.0E+06	1.3E-01
395	3.5121	1.26E-03	4.4E-03	3.46E-04	1.53E-06	0.18	1.57E-01	4.29E-08	1.0E+06	4.3E-02
396	4.4386	1.26E-03	5.6E-03	3.46E-04	1.94E-06	0.18	1.57E-01	5.42E-08	1.0E+06	5.4E-02
397	5.92027	1.26E-03	7.5E-03	3.46E-04	2.58E-06	0.18	1.57E-01	7.23E-08	1.0E+06	7.2E-02
398	8.53013	1.26E-03	1.1E-02	3.46E-04	3.72E-06	0.18	1.57E-01	1.04E-07	1.0E+06	1.0E-01
399	3.01666	1.26E-03	3.8E-03	3.46E-04	1.32E-06	0.18	1.57E-01	3.68E-08	1.0E+06	3.7E-02
400	3.70911	1.26E-03	4.7E-03	3.46E-04	1.62E-06	0.18	1.57E-01	4.53E-08	1.0E+06	4.5E-02
401	4.72649	1.26E-03	6.0E-03	3.46E-04	2.06E-06	0.18	1.57E-01	5.77E-08	1.0E+06	5.8E-02
402	6.33119	1.26E-03	8.0E-03	3.46E-04	2.76E-06	0.18	1.57E-01	7.73E-08	1.0E+06	7.7E-02
403	8.69245	1.26E-03	1.1E-02	3.46E-04	3.79E-06	0.18	1.57E-01	1.06E-07	1.0E+06	1.1E-01
404	2.52916	1.26E-03	3.2E-03	3.46E-04	1.10E-06	0.18	1.57E-01	3.09E-08	1.0E+06	3.1E-02
405	3.01318	1.26E-03	3.8E-03	3.46E-04	1.31E-06	0.18	1.57E-01	3.68E-08	1.0E+06	3.7E-02
406	3.66982	1.26E-03	4.6E-03	3.46E-04	1.60E-06	0.18	1.57E-01	4.48E-08	1.0E+06	4.5E-02
407	4.64158	1.26E-03	5.8E-03	3.46E-04	2.02E-06	0.18	1.57E-01	5.67E-08	1.0E+06	5.7E-02
408	6.30457	1.26E-03	7.9E-03	3.46E-04	2.75E-06	0.18	1.57E-01	7.70E-08	1.0E+06	7.7E-02
409	9.60755	1.26E-03	1.2E-02	3.46E-04	4.19E-06	0.18	1.57E-01	1.17E-07	1.0E+06	1.2E-01
410	14.47449	1.26E-03	1.8E-02	3.46E-04	6.31E-06	0.18	1.57E-01	1.77E-07	1.0E+06	1.8E-01
411	20.04682	1.26E-03	2.5E-02	3.46E-04	8.74E-06	0.18	1.57E-01	2.45E-07	1.0E+06	2.4E-01
412	2.45399	1.26E-03	3.1E-03	3.46E-04	1.07E-06	0.18	1.57E-01	3.00E-08	1.0E+06	3.0E-02
413	2.90731	1.26E-03	3.7E-03	3.46E-04	1.27E-06	0.18	1.57E-01	3.55E-08	1.0E+06	3.5E-02
414	3.55702	1.26E-03	4.5E-03	3.46E-04	1.55E-06	0.18	1.57E-01	4.34E-08	1.0E+06	4.3E-02
415	4.57946	1.26E-03	5.8E-03	3.46E-04	2.00E-06	0.18	1.57E-01	5.59E-08	1.0E+06	5.6E-02
416	6.25577	1.26E-03	7.9E-03	3.46E-04	2.73E-06	0.18	1.57E-01	7.64E-08	1.0E+06	7.6E-02
417	8.79078	1.26E-03	1.1E-02	3.46E-04	3.83E-06	0.18	1.57E-01	1.07E-07	1.0E+06	1.1E-01
418	12.21996	1.26E-03	1.5E-02	3.46E-04	5.33E-06	0.18	1.57E-01	1.49E-07	1.0E+06	1.5E-01
419	16.64768	1.26E-03	2.1E-02	3.46E-04	7.26E-06	0.18	1.57E-01	2.03E-07	1.0E+06	2.0E-01
420	22.21128	1.26E-03	2.8E-02	3.46E-04	9.69E-06	0.18	1.57E-01	2.71E-07	1.0E+06	2.7E-01
421	2.01359	1.26E-03	2.5E-03	3.46E-04	8.78E-07	0.18	1.57E-01	2.46E-08	1.0E+06	2.5E-02
422	2.36266	1.26E-03	3.0E-03	3.46E-04	1.03E-06	0.18	1.57E-01	2.88E-08	1.0E+06	2.9E-02

Ventura Ranch

P2 (on) - Site Preparation

							Cancer Risk from 3rd Trimester			
Receptor #	Conc	g/sec	Cair	Dose Constant	Dose	ED	Risk Constant	Risk	Constant 2	Risk/ Million
423	2.8288	1.26E-03	3.6E-03	3.46E-04	1.23E-06	0.18	1.57E-01	3.45E-08	1.0E+06	3.5E-02
424	3.50789	1.26E-03	4.4E-03	3.46E-04	1.53E-06	0.18	1.57E-01	4.28E-08	1.0E+06	4.3E-02
425	4.51688	1.26E-03	5.7E-03	3.46E-04	1.97E-06	0.18	1.57E-01	5.51E-08	1.0E+06	5.5E-02
426	5.97658	1.26E-03	7.5E-03	3.46E-04	2.61E-06	0.18	1.57E-01	7.29E-08	1.0E+06	7.3E-02
427	8.0194	1.26E-03	1.0E-02	3.46E-04	3.50E-06	0.18	1.57E-01	9.79E-08	1.0E+06	9.8E-02
428	10.81122	1.26E-03	1.4E-02	3.46E-04	4.72E-06	0.18	1.57E-01	1.32E-07	1.0E+06	1.3E-01
429	14.68489	1.26E-03	1.9E-02	3.46E-04	6.40E-06	0.18	1.57E-01	1.79E-07	1.0E+06	1.8E-01
430	20.3348	1.26E-03	2.6E-02	3.46E-04	8.87E-06	0.18	1.57E-01	2.48E-07	1.0E+06	2.5E-01
431	28.50824	1.26E-03	3.6E-02	3.46E-04	1.24E-05	0.18	1.57E-01	3.48E-07	1.0E+06	3.5E-01
432	37.03231	1.26E-03	4.7E-02	3.46E-04	1.62E-05	0.18	1.57E-01	4.52E-07	1.0E+06	4.5E-01
433	1.96017	1.26E-03	2.5E-03	3.46E-04	8.55E-07	0.18	1.57E-01	2.39E-08	1.0E+06	2.4E-02
434	2.31353	1.26E-03	2.9E-03	3.46E-04	1.01E-06	0.18	1.57E-01	2.82E-08	1.0E+06	2.8E-02
435	2.80067	1.26E-03	3.5E-03	3.46E-04	1.22E-06	0.18	1.57E-01	3.42E-08	1.0E+06	3.4E-02
436	3.48267	1.26E-03	4.4E-03	3.46E-04	1.52E-06	0.18	1.57E-01	4.25E-08	1.0E+06	4.3E-02
437	4.43222	1.26E-03	5.6E-03	3.46E-04	1.93E-06	0.18	1.57E-01	5.41E-08	1.0E+06	5.4E-02
438	5.75867	1.26E-03	7.3E-03	3.46E-04	2.51E-06	0.18	1.57E-01	7.03E-08	1.0E+06	7.0E-02
439	7.64932	1.26E-03	9.6E-03	3.46E-04	3.34E-06	0.18	1.57E-01	9.34E-08	1.0E+06	9.3E-02
440	10.47736	1.26E-03	1.3E-02	3.46E-04	4.57E-06	0.18	1.57E-01	1.28E-07	1.0E+06	1.3E-01
441	14.98847	1.26E-03	1.9E-02	3.46E-04	6.54E-06	0.18	1.57E-01	1.83E-07	1.0E+06	1.8E-01
442	22.02393	1.26E-03	2.8E-02	3.46E-04	9.61E-06	0.18	1.57E-01	2.69E-07	1.0E+06	2.7E-01
443	1.65254	1.26E-03	2.1E-03	3.46E-04	7.21E-07	0.18	1.57E-01	2.02E-08	1.0E+06	2.0E-02
444	1.93104	1.26E-03	2.4E-03	3.46E-04	8.42E-07	0.18	1.57E-01	2.36E-08	1.0E+06	2.4E-02
445	2.30102	1.26E-03	2.9E-03	3.46E-04	1.00E-06	0.18	1.57E-01	2.81E-08	1.0E+06	2.8E-02
446	2.8	1.26E-03	3.5E-03	3.46E-04	1.22E-06	0.18	1.57E-01	3.42E-08	1.0E+06	3.4E-02
447	3.47822	1.26E-03	4.4E-03	3.46E-04	1.52E-06	0.18	1.57E-01	4.25E-08	1.0E+06	4.2E-02
448	4.41588	1.26E-03	5.6E-03	3.46E-04	1.93E-06	0.18	1.57E-01	5.39E-08	1.0E+06	5.4E-02
449	5.7775	1.26E-03	7.3E-03	3.46E-04	2.52E-06	0.18	1.57E-01	7.05E-08	1.0E+06	7.1E-02
450	7.94154	1.26E-03	1.0E-02	3.46E-04	3.46E-06	0.18	1.57E-01	9.69E-08	1.0E+06	9.7E-02
451	11.77185	1.26E-03	1.5E-02	3.46E-04	5.13E-06	0.18	1.57E-01	1.44E-07	1.0E+06	1.4E-01
452	18.09618	1.26E-03	2.3E-02	3.46E-04	7.89E-06	0.18	1.57E-01	2.21E-07	1.0E+06	2.2E-01
453	1.39658	1.26E-03	1.8E-03	3.46E-04	6.09E-07	0.18	1.57E-01	1.70E-08	1.0E+06	1.7E-02

Ventura Ranch

P2 (on) - Site Preparation

							Cancer Risk from 3rd Trimester			
Receptor #	Conc	g/sec	Cair	Dose Constant	Dose	ED	Risk Constant	Risk	Constant 2	Risk/ Million
454	1.6219	1.26E-03	2.0E-03	3.46E-04	7.07E-07	0.18	1.57E-01	1.98E-08	1.0E+06	2.0E-02
455	1.91757	1.26E-03	2.4E-03	3.46E-04	8.36E-07	0.18	1.57E-01	2.34E-08	1.0E+06	2.3E-02
456	2.30378	1.26E-03	2.9E-03	3.46E-04	1.00E-06	0.18	1.57E-01	2.81E-08	1.0E+06	2.8E-02
457	2.81716	1.26E-03	3.5E-03	3.46E-04	1.23E-06	0.18	1.57E-01	3.44E-08	1.0E+06	3.4E-02
458	3.52035	1.26E-03	4.4E-03	3.46E-04	1.54E-06	0.18	1.57E-01	4.30E-08	1.0E+06	4.3E-02
459	4.5357	1.26E-03	5.7E-03	3.46E-04	1.98E-06	0.18	1.57E-01	5.54E-08	1.0E+06	5.5E-02
460	6.16797	1.26E-03	7.8E-03	3.46E-04	2.69E-06	0.18	1.57E-01	7.53E-08	1.0E+06	7.5E-02
461	9.27403	1.26E-03	1.2E-02	3.46E-04	4.04E-06	0.18	1.57E-01	1.13E-07	1.0E+06	1.1E-01
462	14.63239	1.26E-03	1.8E-02	3.46E-04	6.38E-06	0.18	1.57E-01	1.79E-07	1.0E+06	1.8E-01
463	2.83771	1.26E-03	3.6E-03	3.46E-04	1.24E-06	0.18	1.57E-01	3.46E-08	1.0E+06	3.5E-02
464	3.60056	1.26E-03	4.5E-03	3.46E-04	1.57E-06	0.18	1.57E-01	4.39E-08	1.0E+06	4.4E-02
465	4.78728	1.26E-03	6.0E-03	3.46E-04	2.09E-06	0.18	1.57E-01	5.84E-08	1.0E+06	5.8E-02
466	6.91251	1.26E-03	8.7E-03	3.46E-04	3.01E-06	0.18	1.57E-01	8.44E-08	1.0E+06	8.4E-02
467	10.10183	1.26E-03	1.3E-02	3.46E-04	4.41E-06	0.18	1.57E-01	1.23E-07	1.0E+06	1.2E-01
468	0	1.26E-03	0.0E+00	3.46E-04	0.00E+00	0.18	1.57E-01	0.00E+00	1.0E+06	0.0E+00
469	0	1.26E-03	0.0E+00	3.46E-04	0.00E+00	0.18	1.57E-01	0.00E+00	1.0E+06	0.0E+00
470	0	1.26E-03	0.0E+00	3.46E-04	0.00E+00	0.18	1.57E-01	0.00E+00	1.0E+06	0.0E+00
471	0	1.26E-03	0.0E+00	3.46E-04	0.00E+00	0.18	1.57E-01	0.00E+00	1.0E+06	0.0E+00
472	0	1.26E-03	0.0E+00	3.46E-04	0.00E+00	0.18	1.57E-01	0.00E+00	1.0E+06	0.0E+00
473	0	1.26E-03	0.0E+00	3.46E-04	0.00E+00	0.18	1.57E-01	0.00E+00	1.0E+06	0.0E+00
474	0	1.26E-03	0.0E+00	3.46E-04	0.00E+00	0.18	1.57E-01	0.00E+00	1.0E+06	0.0E+00
475	0	1.26E-03	0.0E+00	3.46E-04	0.00E+00	0.18	1.57E-01	0.00E+00	1.0E+06	0.0E+00
476	0	1.26E-03	0.0E+00	3.46E-04	0.00E+00	0.18	1.57E-01	0.00E+00	1.0E+06	0.0E+00
477	0	1.26E-03	0.0E+00	3.46E-04	0.00E+00	0.18	1.57E-01	0.00E+00	1.0E+06	0.0E+00
478	0	1.26E-03	0.0E+00	3.46E-04	0.00E+00	0.18	1.57E-01	0.00E+00	1.0E+06	0.0E+00
479	0	1.26E-03	0.0E+00	3.46E-04	0.00E+00	0.18	1.57E-01	0.00E+00	1.0E+06	0.0E+00
480	0	1.26E-03	0.0E+00	3.46E-04	0.00E+00	0.18	1.57E-01	0.00E+00	1.0E+06	0.0E+00
481	0	1.26E-03	0.0E+00	3.46E-04	0.00E+00	0.18	1.57E-01	0.00E+00	1.0E+06	0.0E+00
482	0	1.26E-03	0.0E+00	3.46E-04	0.00E+00	0.18	1.57E-01	0.00E+00	1.0E+06	0.0E+00
483	0	1.26E-03	0.0E+00	3.46E-04	0.00E+00	0.18	1.57E-01	0.00E+00	1.0E+06	0.0E+00
484	0	1.26E-03	0.0E+00	3.46E-04	0.00E+00	0.18	1.57E-01	0.00E+00	1.0E+06	0.0E+00

Ventura Ranch

P2 (on) - Site Preparation

							Cancer Risk from 3rd Trimester			
Receptor #	Conc	g/sec	Cair	Dose Constant	Dose	ED	Risk Constant	Risk	Constant 2	Risk/ Million
485	0	1.26E-03	0.0E+00	3.46E-04	0.00E+00	0.18	1.57E-01	0.00E+00	1.0E+06	0.0E+00
486	0	1.26E-03	0.0E+00	3.46E-04	0.00E+00	0.18	1.57E-01	0.00E+00	1.0E+06	0.0E+00
487	0	1.26E-03	0.0E+00	3.46E-04	0.00E+00	0.18	1.57E-01	0.00E+00	1.0E+06	0.0E+00
488	0	1.26E-03	0.0E+00	3.46E-04	0.00E+00	0.18	1.57E-01	0.00E+00	1.0E+06	0.0E+00
489	0	1.26E-03	0.0E+00	3.46E-04	0.00E+00	0.18	1.57E-01	0.00E+00	1.0E+06	0.0E+00
490	0	1.26E-03	0.0E+00	3.46E-04	0.00E+00	0.18	1.57E-01	0.00E+00	1.0E+06	0.0E+00
491	0	1.26E-03	0.0E+00	3.46E-04	0.00E+00	0.18	1.57E-01	0.00E+00	1.0E+06	0.0E+00
492	0	1.26E-03	0.0E+00	3.46E-04	0.00E+00	0.18	1.57E-01	0.00E+00	1.0E+06	0.0E+00
493	0	1.26E-03	0.0E+00	3.46E-04	0.00E+00	0.18	1.57E-01	0.00E+00	1.0E+06	0.0E+00
494	0	1.26E-03	0.0E+00	3.46E-04	0.00E+00	0.18	1.57E-01	0.00E+00	1.0E+06	0.0E+00
495	0	1.26E-03	0.0E+00	3.46E-04	0.00E+00	0.18	1.57E-01	0.00E+00	1.0E+06	0.0E+00
496	0	1.26E-03	0.0E+00	3.46E-04	0.00E+00	0.18	1.57E-01	0.00E+00	1.0E+06	0.0E+00
497	0	1.26E-03	0.0E+00	3.46E-04	0.00E+00	0.18	1.57E-01	0.00E+00	1.0E+06	0.0E+00
498	0	1.26E-03	0.0E+00	3.46E-04	0.00E+00	0.18	1.57E-01	0.00E+00	1.0E+06	0.0E+00
499	0	1.26E-03	0.0E+00	3.46E-04	0.00E+00	0.18	1.57E-01	0.00E+00	1.0E+06	0.0E+00
500	0	1.26E-03	0.0E+00	3.46E-04	0.00E+00	0.18	1.57E-01	0.00E+00	1.0E+06	0.0E+00
501	0	1.26E-03	0.0E+00	3.46E-04	0.00E+00	0.18	1.57E-01	0.00E+00	1.0E+06	0.0E+00
502	0	1.26E-03	0.0E+00	3.46E-04	0.00E+00	0.18	1.57E-01	0.00E+00	1.0E+06	0.0E+00
503	0	1.26E-03	0.0E+00	3.46E-04	0.00E+00	0.18	1.57E-01	0.00E+00	1.0E+06	0.0E+00
504	0	1.26E-03	0.0E+00	3.46E-04	0.00E+00	0.18	1.57E-01	0.00E+00	1.0E+06	0.0E+00
505	0	1.26E-03	0.0E+00	3.46E-04	0.00E+00	0.18	1.57E-01	0.00E+00	1.0E+06	0.0E+00
506	0	1.26E-03	0.0E+00	3.46E-04	0.00E+00	0.18	1.57E-01	0.00E+00	1.0E+06	0.0E+00
507	0	1.26E-03	0.0E+00	3.46E-04	0.00E+00	0.18	1.57E-01	0.00E+00	1.0E+06	0.0E+00
508	0	1.26E-03	0.0E+00	3.46E-04	0.00E+00	0.18	1.57E-01	0.00E+00	1.0E+06	0.0E+00
509	0	1.26E-03	0.0E+00	3.46E-04	0.00E+00	0.18	1.57E-01	0.00E+00	1.0E+06	0.0E+00
510	0	1.26E-03	0.0E+00	3.46E-04	0.00E+00	0.18	1.57E-01	0.00E+00	1.0E+06	0.0E+00
511	0	1.26E-03	0.0E+00	3.46E-04	0.00E+00	0.18	1.57E-01	0.00E+00	1.0E+06	0.0E+00
512	0	1.26E-03	0.0E+00	3.46E-04	0.00E+00	0.18	1.57E-01	0.00E+00	1.0E+06	0.0E+00
513	0	1.26E-03	0.0E+00	3.46E-04	0.00E+00	0.18	1.57E-01	0.00E+00	1.0E+06	0.0E+00
514	0	1.26E-03	0.0E+00	3.46E-04	0.00E+00	0.18	1.57E-01	0.00E+00	1.0E+06	0.0E+00
515	0	1.26E-03	0.0E+00	3.46E-04	0.00E+00	0.18	1.57E-01	0.00E+00	1.0E+06	0.0E+00

Ventura Ranch

P2 (on) - Site Preparation

							Cancer Risk from 3rd Trimester			
Receptor #	Conc	g/sec	Cair	Dose Constant	Dose	ED	Risk Constant	Risk	Constant 2	Risk/ Million
516	0	1.26E-03	0.0E+00	3.46E-04	0.00E+00	0.18	1.57E-01	0.00E+00	1.0E+06	0.0E+00
517	0	1.26E-03	0.0E+00	3.46E-04	0.00E+00	0.18	1.57E-01	0.00E+00	1.0E+06	0.0E+00
518	0	1.26E-03	0.0E+00	3.46E-04	0.00E+00	0.18	1.57E-01	0.00E+00	1.0E+06	0.0E+00
519	0	1.26E-03	0.0E+00	3.46E-04	0.00E+00	0.18	1.57E-01	0.00E+00	1.0E+06	0.0E+00
520	0	1.26E-03	0.0E+00	3.46E-04	0.00E+00	0.18	1.57E-01	0.00E+00	1.0E+06	0.0E+00
521	0	1.26E-03	0.0E+00	3.46E-04	0.00E+00	0.18	1.57E-01	0.00E+00	1.0E+06	0.0E+00
522	0	1.26E-03	0.0E+00	3.46E-04	0.00E+00	0.18	1.57E-01	0.00E+00	1.0E+06	0.0E+00
523	0	1.26E-03	0.0E+00	3.46E-04	0.00E+00	0.18	1.57E-01	0.00E+00	1.0E+06	0.0E+00
524	0	1.26E-03	0.0E+00	3.46E-04	0.00E+00	0.18	1.57E-01	0.00E+00	1.0E+06	0.0E+00
525	0	1.26E-03	0.0E+00	3.46E-04	0.00E+00	0.18	1.57E-01	0.00E+00	1.0E+06	0.0E+00
526	0	1.26E-03	0.0E+00	3.46E-04	0.00E+00	0.18	1.57E-01	0.00E+00	1.0E+06	0.0E+00
527	0	1.26E-03	0.0E+00	3.46E-04	0.00E+00	0.18	1.57E-01	0.00E+00	1.0E+06	0.0E+00
528	0	1.26E-03	0.0E+00	3.46E-04	0.00E+00	0.18	1.57E-01	0.00E+00	1.0E+06	0.0E+00
529	0	1.26E-03	0.0E+00	3.46E-04	0.00E+00	0.18	1.57E-01	0.00E+00	1.0E+06	0.0E+00
530	0	1.26E-03	0.0E+00	3.46E-04	0.00E+00	0.18	1.57E-01	0.00E+00	1.0E+06	0.0E+00
531	0	1.26E-03	0.0E+00	3.46E-04	0.00E+00	0.18	1.57E-01	0.00E+00	1.0E+06	0.0E+00
532	0	1.26E-03	0.0E+00	3.46E-04	0.00E+00	0.18	1.57E-01	0.00E+00	1.0E+06	0.0E+00
533	0	1.26E-03	0.0E+00	3.46E-04	0.00E+00	0.18	1.57E-01	0.00E+00	1.0E+06	0.0E+00
534	0	1.26E-03	0.0E+00	3.46E-04	0.00E+00	0.18	1.57E-01	0.00E+00	1.0E+06	0.0E+00
535	0	1.26E-03	0.0E+00	3.46E-04	0.00E+00	0.18	1.57E-01	0.00E+00	1.0E+06	0.0E+00
536	0	1.26E-03	0.0E+00	3.46E-04	0.00E+00	0.18	1.57E-01	0.00E+00	1.0E+06	0.0E+00
537	0	1.26E-03	0.0E+00	3.46E-04	0.00E+00	0.18	1.57E-01	0.00E+00	1.0E+06	0.0E+00
538	0	1.26E-03	0.0E+00	3.46E-04	0.00E+00	0.18	1.57E-01	0.00E+00	1.0E+06	0.0E+00
539	0	1.26E-03	0.0E+00	3.46E-04	0.00E+00	0.18	1.57E-01	0.00E+00	1.0E+06	0.0E+00
540	0	1.26E-03	0.0E+00	3.46E-04	0.00E+00	0.18	1.57E-01	0.00E+00	1.0E+06	0.0E+00
541	0	1.26E-03	0.0E+00	3.46E-04	0.00E+00	0.18	1.57E-01	0.00E+00	1.0E+06	0.0E+00
542	0	1.26E-03	0.0E+00	3.46E-04	0.00E+00	0.18	1.57E-01	0.00E+00	1.0E+06	0.0E+00
543	0	1.26E-03	0.0E+00	3.46E-04	0.00E+00	0.18	1.57E-01	0.00E+00	1.0E+06	0.0E+00
544	0	1.26E-03	0.0E+00	3.46E-04	0.00E+00	0.18	1.57E-01	0.00E+00	1.0E+06	0.0E+00
545	0	1.26E-03	0.0E+00	3.46E-04	0.00E+00	0.18	1.57E-01	0.00E+00	1.0E+06	0.0E+00
546	0	1.26E-03	0.0E+00	3.46E-04	0.00E+00	0.18	1.57E-01	0.00E+00	1.0E+06	0.0E+00

Ventura Ranch

P2 (on) - Site Preparation

		Cancer Risk from 3rd Trimester								
Receptor #	Conc	g/sec	Cair	Dose Constant	Dose	ED	Risk Constant	Risk	Constant 2	Risk/ Million
547	0	1.26E-03	0.0E+00	3.46E-04	0.00E+00	0.18	1.57E-01	0.00E+00	1.0E+06	0.0E+00
548	0	1.26E-03	0.0E+00	3.46E-04	0.00E+00	0.18	1.57E-01	0.00E+00	1.0E+06	0.0E+00
549	0	1.26E-03	0.0E+00	3.46E-04	0.00E+00	0.18	1.57E-01	0.00E+00	1.0E+06	0.0E+00
550	0	1.26E-03	0.0E+00	3.46E-04	0.00E+00	0.18	1.57E-01	0.00E+00	1.0E+06	0.0E+00
551	0	1.26E-03	0.0E+00	3.46E-04	0.00E+00	0.18	1.57E-01	0.00E+00	1.0E+06	0.0E+00
552	0	1.26E-03	0.0E+00	3.46E-04	0.00E+00	0.18	1.57E-01	0.00E+00	1.0E+06	0.0E+00
553	0	1.26E-03	0.0E+00	3.46E-04	0.00E+00	0.18	1.57E-01	0.00E+00	1.0E+06	0.0E+00
554	0	1.26E-03	0.0E+00	3.46E-04	0.00E+00	0.18	1.57E-01	0.00E+00	1.0E+06	0.0E+00
555	0	1.26E-03	0.0E+00	3.46E-04	0.00E+00	0.18	1.57E-01	0.00E+00	1.0E+06	0.0E+00
556	0	1.26E-03	0.0E+00	3.46E-04	0.00E+00	0.18	1.57E-01	0.00E+00	1.0E+06	0.0E+00
557	0	1.26E-03	0.0E+00	3.46E-04	0.00E+00	0.18	1.57E-01	0.00E+00	1.0E+06	0.0E+00
558	0	1.26E-03	0.0E+00	3.46E-04	0.00E+00	0.18	1.57E-01	0.00E+00	1.0E+06	0.0E+00
559	0	1.26E-03	0.0E+00	3.46E-04	0.00E+00	0.18	1.57E-01	0.00E+00	1.0E+06	0.0E+00
560	0	1.26E-03	0.0E+00	3.46E-04	0.00E+00	0.18	1.57E-01	0.00E+00	1.0E+06	0.0E+00

Ventura Ranch

P2 (on) - Site Preparation

					Cancer Risk from Birth to 2 years					
Receptor #	Conc	g/sec	Cair	Dose Constant	Dose	ED	Risk Constant	Risk	Constant 2	Risk/ Million
361	4.95535	1.26E-03	6.2E-03	1.05E-03	6.53E-06	0.07	1.57E-01	7.02E-08	1.0E+06	7.0E-02
362	6.60902	1.26E-03	8.3E-03	1.05E-03	8.70E-06	0.07	1.57E-01	9.37E-08	1.0E+06	9.4E-02
363	9.04167	1.26E-03	1.1E-02	1.05E-03	1.19E-05	0.07	1.57E-01	1.28E-07	1.0E+06	1.3E-01
364	12.56923	1.26E-03	1.6E-02	1.05E-03	1.66E-05	0.07	1.57E-01	1.78E-07	1.0E+06	1.8E-01
365	4.92029	1.26E-03	6.2E-03	1.05E-03	6.48E-06	0.07	1.57E-01	6.97E-08	1.0E+06	7.0E-02
366	6.62361	1.26E-03	8.3E-03	1.05E-03	8.72E-06	0.07	1.57E-01	9.39E-08	1.0E+06	9.4E-02
367	9.23724	1.26E-03	1.2E-02	1.05E-03	1.22E-05	0.07	1.57E-01	1.31E-07	1.0E+06	1.3E-01
368	13.25394	1.26E-03	1.7E-02	1.05E-03	1.75E-05	0.07	1.57E-01	1.88E-07	1.0E+06	1.9E-01
369	19.34442	1.26E-03	2.4E-02	1.05E-03	2.55E-05	0.07	1.57E-01	2.74E-07	1.0E+06	2.7E-01
370	26.70815	1.26E-03	3.4E-02	1.05E-03	3.52E-05	0.07	1.57E-01	3.79E-07	1.0E+06	3.8E-01
371	4.85045	1.26E-03	6.1E-03	1.05E-03	6.39E-06	0.07	1.57E-01	6.88E-08	1.0E+06	6.9E-02
372	6.55967	1.26E-03	8.3E-03	1.05E-03	8.64E-06	0.07	1.57E-01	9.30E-08	1.0E+06	9.3E-02
373	9.29182	1.26E-03	1.2E-02	1.05E-03	1.22E-05	0.07	1.57E-01	1.32E-07	1.0E+06	1.3E-01
374	13.70233	1.26E-03	1.7E-02	1.05E-03	1.80E-05	0.07	1.57E-01	1.94E-07	1.0E+06	1.9E-01
375	20.62319	1.26E-03	2.6E-02	1.05E-03	2.72E-05	0.07	1.57E-01	2.92E-07	1.0E+06	2.9E-01
376	4.71558	1.26E-03	5.9E-03	1.05E-03	6.21E-06	0.07	1.57E-01	6.68E-08	1.0E+06	6.7E-02
377	6.36714	1.26E-03	8.0E-03	1.05E-03	8.39E-06	0.07	1.57E-01	9.03E-08	1.0E+06	9.0E-02
378	9.11726	1.26E-03	1.1E-02	1.05E-03	1.20E-05	0.07	1.57E-01	1.29E-07	1.0E+06	1.3E-01
379	13.76331	1.26E-03	1.7E-02	1.05E-03	1.81E-05	0.07	1.57E-01	1.95E-07	1.0E+06	2.0E-01
380	21.20363	1.26E-03	2.7E-02	1.05E-03	2.79E-05	0.07	1.57E-01	3.01E-07	1.0E+06	3.0E-01
381	4.51964	1.26E-03	5.7E-03	1.05E-03	5.95E-06	0.07	1.57E-01	6.41E-08	1.0E+06	6.4E-02
382	6.0317	1.26E-03	7.6E-03	1.05E-03	7.94E-06	0.07	1.57E-01	8.55E-08	1.0E+06	8.5E-02
383	8.66046	1.26E-03	1.1E-02	1.05E-03	1.14E-05	0.07	1.57E-01	1.23E-07	1.0E+06	1.2E-01
384	13.39259	1.26E-03	1.7E-02	1.05E-03	1.76E-05	0.07	1.57E-01	1.90E-07	1.0E+06	1.9E-01
385	20.95751	1.26E-03	2.6E-02	1.05E-03	2.76E-05	0.07	1.57E-01	2.97E-07	1.0E+06	3.0E-01
386	4.26391	1.26E-03	5.4E-03	1.05E-03	5.62E-06	0.07	1.57E-01	6.04E-08	1.0E+06	6.0E-02
387	5.58638	1.26E-03	7.0E-03	1.05E-03	7.36E-06	0.07	1.57E-01	7.92E-08	1.0E+06	7.9E-02
388	7.92249	1.26E-03	1.0E-02	1.05E-03	1.04E-05	0.07	1.57E-01	1.12E-07	1.0E+06	1.1E-01
389	12.48668	1.26E-03	1.6E-02	1.05E-03	1.64E-05	0.07	1.57E-01	1.77E-07	1.0E+06	1.8E-01
390	19.56966	1.26E-03	2.5E-02	1.05E-03	2.58E-05	0.07	1.57E-01	2.77E-07	1.0E+06	2.8E-01
391	3.93253	1.26E-03	5.0E-03	1.05E-03	5.18E-06	0.07	1.57E-01	5.57E-08	1.0E+06	5.6E-02

Ventura Ranch

P2 (on) - Site Preparation

		Cancer Risk from Birth to 2 years								
Receptor #	Conc	g/sec	Cair	Dose Constant	Dose	ED	Risk Constant	Risk	Constant 2	Risk/ Million
392	5.06158	1.26E-03	6.4E-03	1.05E-03	6.67E-06	0.07	1.57E-01	7.17E-08	1.0E+06	7.2E-02
393	6.9871	1.26E-03	8.8E-03	1.05E-03	9.20E-06	0.07	1.57E-01	9.90E-08	1.0E+06	9.9E-02
394	10.85662	1.26E-03	1.4E-02	1.05E-03	1.43E-05	0.07	1.57E-01	1.54E-07	1.0E+06	1.5E-01
395	3.5121	1.26E-03	4.4E-03	1.05E-03	4.63E-06	0.07	1.57E-01	4.98E-08	1.0E+06	5.0E-02
396	4.4386	1.26E-03	5.6E-03	1.05E-03	5.85E-06	0.07	1.57E-01	6.29E-08	1.0E+06	6.3E-02
397	5.92027	1.26E-03	7.5E-03	1.05E-03	7.80E-06	0.07	1.57E-01	8.39E-08	1.0E+06	8.4E-02
398	8.53013	1.26E-03	1.1E-02	1.05E-03	1.12E-05	0.07	1.57E-01	1.21E-07	1.0E+06	1.2E-01
399	3.01666	1.26E-03	3.8E-03	1.05E-03	3.97E-06	0.07	1.57E-01	4.28E-08	1.0E+06	4.3E-02
400	3.70911	1.26E-03	4.7E-03	1.05E-03	4.88E-06	0.07	1.57E-01	5.26E-08	1.0E+06	5.3E-02
401	4.72649	1.26E-03	6.0E-03	1.05E-03	6.22E-06	0.07	1.57E-01	6.70E-08	1.0E+06	6.7E-02
402	6.33119	1.26E-03	8.0E-03	1.05E-03	8.34E-06	0.07	1.57E-01	8.97E-08	1.0E+06	9.0E-02
403	8.69245	1.26E-03	1.1E-02	1.05E-03	1.14E-05	0.07	1.57E-01	1.23E-07	1.0E+06	1.2E-01
404	2.52916	1.26E-03	3.2E-03	1.05E-03	3.33E-06	0.07	1.57E-01	3.58E-08	1.0E+06	3.6E-02
405	3.01318	1.26E-03	3.8E-03	1.05E-03	3.97E-06	0.07	1.57E-01	4.27E-08	1.0E+06	4.3E-02
406	3.66982	1.26E-03	4.6E-03	1.05E-03	4.83E-06	0.07	1.57E-01	5.20E-08	1.0E+06	5.2E-02
407	4.64158	1.26E-03	5.8E-03	1.05E-03	6.11E-06	0.07	1.57E-01	6.58E-08	1.0E+06	6.6E-02
408	6.30457	1.26E-03	7.9E-03	1.05E-03	8.30E-06	0.07	1.57E-01	8.94E-08	1.0E+06	8.9E-02
409	9.60755	1.26E-03	1.2E-02	1.05E-03	1.27E-05	0.07	1.57E-01	1.36E-07	1.0E+06	1.4E-01
410	14.47449	1.26E-03	1.8E-02	1.05E-03	1.91E-05	0.07	1.57E-01	2.05E-07	1.0E+06	2.1E-01
411	20.04682	1.26E-03	2.5E-02	1.05E-03	2.64E-05	0.07	1.57E-01	2.84E-07	1.0E+06	2.8E-01
412	2.45399	1.26E-03	3.1E-03	1.05E-03	3.23E-06	0.07	1.57E-01	3.48E-08	1.0E+06	3.5E-02
413	2.90731	1.26E-03	3.7E-03	1.05E-03	3.83E-06	0.07	1.57E-01	4.12E-08	1.0E+06	4.1E-02
414	3.55702	1.26E-03	4.5E-03	1.05E-03	4.68E-06	0.07	1.57E-01	5.04E-08	1.0E+06	5.0E-02
415	4.57946	1.26E-03	5.8E-03	1.05E-03	6.03E-06	0.07	1.57E-01	6.49E-08	1.0E+06	6.5E-02
416	6.25577	1.26E-03	7.9E-03	1.05E-03	8.24E-06	0.07	1.57E-01	8.87E-08	1.0E+06	8.9E-02
417	8.79078	1.26E-03	1.1E-02	1.05E-03	1.16E-05	0.07	1.57E-01	1.25E-07	1.0E+06	1.2E-01
418	12.21996	1.26E-03	1.5E-02	1.05E-03	1.61E-05	0.07	1.57E-01	1.73E-07	1.0E+06	1.7E-01
419	16.64768	1.26E-03	2.1E-02	1.05E-03	2.19E-05	0.07	1.57E-01	2.36E-07	1.0E+06	2.4E-01
420	22.21128	1.26E-03	2.8E-02	1.05E-03	2.93E-05	0.07	1.57E-01	3.15E-07	1.0E+06	3.1E-01
421	2.01359	1.26E-03	2.5E-03	1.05E-03	2.65E-06	0.07	1.57E-01	2.85E-08	1.0E+06	2.9E-02
422	2.36266	1.26E-03	3.0E-03	1.05E-03	3.11E-06	0.07	1.57E-01	3.35E-08	1.0E+06	3.3E-02

Ventura Ranch

P2 (on) - Site Preparation

						Cancer Risk from Birth to 2 years				
Receptor #	Conc	g/sec	Cair	Dose Constant	Dose	ED	Risk Constant	Risk	Constant 2	Risk/ Million
423	2.8288	1.26E-03	3.6E-03	1.05E-03	3.73E-06	0.07	1.57E-01	4.01E-08	1.0E+06	4.0E-02
424	3.50789	1.26E-03	4.4E-03	1.05E-03	4.62E-06	0.07	1.57E-01	4.97E-08	1.0E+06	5.0E-02
425	4.51688	1.26E-03	5.7E-03	1.05E-03	5.95E-06	0.07	1.57E-01	6.40E-08	1.0E+06	6.4E-02
426	5.97658	1.26E-03	7.5E-03	1.05E-03	7.87E-06	0.07	1.57E-01	8.47E-08	1.0E+06	8.5E-02
427	8.0194	1.26E-03	1.0E-02	1.05E-03	1.06E-05	0.07	1.57E-01	1.14E-07	1.0E+06	1.1E-01
428	10.81122	1.26E-03	1.4E-02	1.05E-03	1.42E-05	0.07	1.57E-01	1.53E-07	1.0E+06	1.5E-01
429	14.68489	1.26E-03	1.9E-02	1.05E-03	1.93E-05	0.07	1.57E-01	2.08E-07	1.0E+06	2.1E-01
430	20.3348	1.26E-03	2.6E-02	1.05E-03	2.68E-05	0.07	1.57E-01	2.88E-07	1.0E+06	2.9E-01
431	28.50824	1.26E-03	3.6E-02	1.05E-03	3.75E-05	0.07	1.57E-01	4.04E-07	1.0E+06	4.0E-01
432	37.03231	1.26E-03	4.7E-02	1.05E-03	4.88E-05	0.07	1.57E-01	5.25E-07	1.0E+06	5.2E-01
433	1.96017	1.26E-03	2.5E-03	1.05E-03	2.58E-06	0.07	1.57E-01	2.78E-08	1.0E+06	2.8E-02
434	2.31353	1.26E-03	2.9E-03	1.05E-03	3.05E-06	0.07	1.57E-01	3.28E-08	1.0E+06	3.3E-02
435	2.80067	1.26E-03	3.5E-03	1.05E-03	3.69E-06	0.07	1.57E-01	3.97E-08	1.0E+06	4.0E-02
436	3.48267	1.26E-03	4.4E-03	1.05E-03	4.59E-06	0.07	1.57E-01	4.94E-08	1.0E+06	4.9E-02
437	4.43222	1.26E-03	5.6E-03	1.05E-03	5.84E-06	0.07	1.57E-01	6.28E-08	1.0E+06	6.3E-02
438	5.75867	1.26E-03	7.3E-03	1.05E-03	7.58E-06	0.07	1.57E-01	8.16E-08	1.0E+06	8.2E-02
439	7.64932	1.26E-03	9.6E-03	1.05E-03	1.01E-05	0.07	1.57E-01	1.08E-07	1.0E+06	1.1E-01
440	10.47736	1.26E-03	1.3E-02	1.05E-03	1.38E-05	0.07	1.57E-01	1.49E-07	1.0E+06	1.5E-01
441	14.98847	1.26E-03	1.9E-02	1.05E-03	1.97E-05	0.07	1.57E-01	2.12E-07	1.0E+06	2.1E-01
442	22.02393	1.26E-03	2.8E-02	1.05E-03	2.90E-05	0.07	1.57E-01	3.12E-07	1.0E+06	3.1E-01
443	1.65254	1.26E-03	2.1E-03	1.05E-03	2.18E-06	0.07	1.57E-01	2.34E-08	1.0E+06	2.3E-02
444	1.93104	1.26E-03	2.4E-03	1.05E-03	2.54E-06	0.07	1.57E-01	2.74E-08	1.0E+06	2.7E-02
445	2.30102	1.26E-03	2.9E-03	1.05E-03	3.03E-06	0.07	1.57E-01	3.26E-08	1.0E+06	3.3E-02
446	2.8	1.26E-03	3.5E-03	1.05E-03	3.69E-06	0.07	1.57E-01	3.97E-08	1.0E+06	4.0E-02
447	3.47822	1.26E-03	4.4E-03	1.05E-03	4.58E-06	0.07	1.57E-01	4.93E-08	1.0E+06	4.9E-02
448	4.41588	1.26E-03	5.6E-03	1.05E-03	5.82E-06	0.07	1.57E-01	6.26E-08	1.0E+06	6.3E-02
449	5.7775	1.26E-03	7.3E-03	1.05E-03	7.61E-06	0.07	1.57E-01	8.19E-08	1.0E+06	8.2E-02
450	7.94154	1.26E-03	1.0E-02	1.05E-03	1.05E-05	0.07	1.57E-01	1.13E-07	1.0E+06	1.1E-01
451	11.77185	1.26E-03	1.5E-02	1.05E-03	1.55E-05	0.07	1.57E-01	1.67E-07	1.0E+06	1.7E-01
452	18.09618	1.26E-03	2.3E-02	1.05E-03	2.38E-05	0.07	1.57E-01	2.57E-07	1.0E+06	2.6E-01
453	1.39658	1.26E-03	1.8E-03	1.05E-03	1.84E-06	0.07	1.57E-01	1.98E-08	1.0E+06	2.0E-02

Ventura Ranch

P2 (on) - Site Preparation

		Cancer Risk from Birth to 2 years								
Receptor #	Conc	g/sec	Cair	Dose Constant	Dose	ED	Risk Constant	Risk	Constant 2	Risk/ Million
454	1.6219	1.26E-03	2.0E-03	1.05E-03	2.14E-06	0.07	1.57E-01	2.30E-08	1.0E+06	2.3E-02
455	1.91757	1.26E-03	2.4E-03	1.05E-03	2.53E-06	0.07	1.57E-01	2.72E-08	1.0E+06	2.7E-02
456	2.30378	1.26E-03	2.9E-03	1.05E-03	3.03E-06	0.07	1.57E-01	3.27E-08	1.0E+06	3.3E-02
457	2.81716	1.26E-03	3.5E-03	1.05E-03	3.71E-06	0.07	1.57E-01	3.99E-08	1.0E+06	4.0E-02
458	3.52035	1.26E-03	4.4E-03	1.05E-03	4.64E-06	0.07	1.57E-01	4.99E-08	1.0E+06	5.0E-02
459	4.5357	1.26E-03	5.7E-03	1.05E-03	5.97E-06	0.07	1.57E-01	6.43E-08	1.0E+06	6.4E-02
460	6.16797	1.26E-03	7.8E-03	1.05E-03	8.12E-06	0.07	1.57E-01	8.74E-08	1.0E+06	8.7E-02
461	9.27403	1.26E-03	1.2E-02	1.05E-03	1.22E-05	0.07	1.57E-01	1.31E-07	1.0E+06	1.3E-01
462	14.63239	1.26E-03	1.8E-02	1.05E-03	1.93E-05	0.07	1.57E-01	2.07E-07	1.0E+06	2.1E-01
463	2.83771	1.26E-03	3.6E-03	1.05E-03	3.74E-06	0.07	1.57E-01	4.02E-08	1.0E+06	4.0E-02
464	3.60056	1.26E-03	4.5E-03	1.05E-03	4.74E-06	0.07	1.57E-01	5.10E-08	1.0E+06	5.1E-02
465	4.78728	1.26E-03	6.0E-03	1.05E-03	6.30E-06	0.07	1.57E-01	6.79E-08	1.0E+06	6.8E-02
466	6.91251	1.26E-03	8.7E-03	1.05E-03	9.10E-06	0.07	1.57E-01	9.80E-08	1.0E+06	9.8E-02
467	10.10183	1.26E-03	1.3E-02	1.05E-03	1.33E-05	0.07	1.57E-01	1.43E-07	1.0E+06	1.4E-01
468	0	1.26E-03	0.0E+00	1.05E-03	0.00E+00	0.07	1.57E-01	0.00E+00	1.0E+06	0.0E+00
469	0	1.26E-03	0.0E+00	1.05E-03	0.00E+00	0.07	1.57E-01	0.00E+00	1.0E+06	0.0E+00
470	0	1.26E-03	0.0E+00	1.05E-03	0.00E+00	0.07	1.57E-01	0.00E+00	1.0E+06	0.0E+00
471	0	1.26E-03	0.0E+00	1.05E-03	0.00E+00	0.07	1.57E-01	0.00E+00	1.0E+06	0.0E+00
472	0	1.26E-03	0.0E+00	1.05E-03	0.00E+00	0.07	1.57E-01	0.00E+00	1.0E+06	0.0E+00
473	0	1.26E-03	0.0E+00	1.05E-03	0.00E+00	0.07	1.57E-01	0.00E+00	1.0E+06	0.0E+00
474	0	1.26E-03	0.0E+00	1.05E-03	0.00E+00	0.07	1.57E-01	0.00E+00	1.0E+06	0.0E+00
475	0	1.26E-03	0.0E+00	1.05E-03	0.00E+00	0.07	1.57E-01	0.00E+00	1.0E+06	0.0E+00
476	0	1.26E-03	0.0E+00	1.05E-03	0.00E+00	0.07	1.57E-01	0.00E+00	1.0E+06	0.0E+00
477	0	1.26E-03	0.0E+00	1.05E-03	0.00E+00	0.07	1.57E-01	0.00E+00	1.0E+06	0.0E+00
478	0	1.26E-03	0.0E+00	1.05E-03	0.00E+00	0.07	1.57E-01	0.00E+00	1.0E+06	0.0E+00
479	0	1.26E-03	0.0E+00	1.05E-03	0.00E+00	0.07	1.57E-01	0.00E+00	1.0E+06	0.0E+00
480	0	1.26E-03	0.0E+00	1.05E-03	0.00E+00	0.07	1.57E-01	0.00E+00	1.0E+06	0.0E+00
481	0	1.26E-03	0.0E+00	1.05E-03	0.00E+00	0.07	1.57E-01	0.00E+00	1.0E+06	0.0E+00
482	0	1.26E-03	0.0E+00	1.05E-03	0.00E+00	0.07	1.57E-01	0.00E+00	1.0E+06	0.0E+00
483	0	1.26E-03	0.0E+00	1.05E-03	0.00E+00	0.07	1.57E-01	0.00E+00	1.0E+06	0.0E+00
484	0	1.26E-03	0.0E+00	1.05E-03	0.00E+00	0.07	1.57E-01	0.00E+00	1.0E+06	0.0E+00

Ventura Ranch

P2 (on) - Site Preparation

		Cancer Risk from Birth to 2 years								
Receptor #	Conc	g/sec	Cair	Dose Constant	Dose	ED	Risk Constant	Risk	Constant 2	Risk/ Million
485	0	1.26E-03	0.0E+00	1.05E-03	0.00E+00	0.07	1.57E-01	0.00E+00	1.0E+06	0.0E+00
486	0	1.26E-03	0.0E+00	1.05E-03	0.00E+00	0.07	1.57E-01	0.00E+00	1.0E+06	0.0E+00
487	0	1.26E-03	0.0E+00	1.05E-03	0.00E+00	0.07	1.57E-01	0.00E+00	1.0E+06	0.0E+00
488	0	1.26E-03	0.0E+00	1.05E-03	0.00E+00	0.07	1.57E-01	0.00E+00	1.0E+06	0.0E+00
489	0	1.26E-03	0.0E+00	1.05E-03	0.00E+00	0.07	1.57E-01	0.00E+00	1.0E+06	0.0E+00
490	0	1.26E-03	0.0E+00	1.05E-03	0.00E+00	0.07	1.57E-01	0.00E+00	1.0E+06	0.0E+00
491	0	1.26E-03	0.0E+00	1.05E-03	0.00E+00	0.07	1.57E-01	0.00E+00	1.0E+06	0.0E+00
492	0	1.26E-03	0.0E+00	1.05E-03	0.00E+00	0.07	1.57E-01	0.00E+00	1.0E+06	0.0E+00
493	0	1.26E-03	0.0E+00	1.05E-03	0.00E+00	0.07	1.57E-01	0.00E+00	1.0E+06	0.0E+00
494	0	1.26E-03	0.0E+00	1.05E-03	0.00E+00	0.07	1.57E-01	0.00E+00	1.0E+06	0.0E+00
495	0	1.26E-03	0.0E+00	1.05E-03	0.00E+00	0.07	1.57E-01	0.00E+00	1.0E+06	0.0E+00
496	0	1.26E-03	0.0E+00	1.05E-03	0.00E+00	0.07	1.57E-01	0.00E+00	1.0E+06	0.0E+00
497	0	1.26E-03	0.0E+00	1.05E-03	0.00E+00	0.07	1.57E-01	0.00E+00	1.0E+06	0.0E+00
498	0	1.26E-03	0.0E+00	1.05E-03	0.00E+00	0.07	1.57E-01	0.00E+00	1.0E+06	0.0E+00
499	0	1.26E-03	0.0E+00	1.05E-03	0.00E+00	0.07	1.57E-01	0.00E+00	1.0E+06	0.0E+00
500	0	1.26E-03	0.0E+00	1.05E-03	0.00E+00	0.07	1.57E-01	0.00E+00	1.0E+06	0.0E+00
501	0	1.26E-03	0.0E+00	1.05E-03	0.00E+00	0.07	1.57E-01	0.00E+00	1.0E+06	0.0E+00
502	0	1.26E-03	0.0E+00	1.05E-03	0.00E+00	0.07	1.57E-01	0.00E+00	1.0E+06	0.0E+00
503	0	1.26E-03	0.0E+00	1.05E-03	0.00E+00	0.07	1.57E-01	0.00E+00	1.0E+06	0.0E+00
504	0	1.26E-03	0.0E+00	1.05E-03	0.00E+00	0.07	1.57E-01	0.00E+00	1.0E+06	0.0E+00
505	0	1.26E-03	0.0E+00	1.05E-03	0.00E+00	0.07	1.57E-01	0.00E+00	1.0E+06	0.0E+00
506	0	1.26E-03	0.0E+00	1.05E-03	0.00E+00	0.07	1.57E-01	0.00E+00	1.0E+06	0.0E+00
507	0	1.26E-03	0.0E+00	1.05E-03	0.00E+00	0.07	1.57E-01	0.00E+00	1.0E+06	0.0E+00
508	0	1.26E-03	0.0E+00	1.05E-03	0.00E+00	0.07	1.57E-01	0.00E+00	1.0E+06	0.0E+00
509	0	1.26E-03	0.0E+00	1.05E-03	0.00E+00	0.07	1.57E-01	0.00E+00	1.0E+06	0.0E+00
510	0	1.26E-03	0.0E+00	1.05E-03	0.00E+00	0.07	1.57E-01	0.00E+00	1.0E+06	0.0E+00
511	0	1.26E-03	0.0E+00	1.05E-03	0.00E+00	0.07	1.57E-01	0.00E+00	1.0E+06	0.0E+00
512	0	1.26E-03	0.0E+00	1.05E-03	0.00E+00	0.07	1.57E-01	0.00E+00	1.0E+06	0.0E+00
513	0	1.26E-03	0.0E+00	1.05E-03	0.00E+00	0.07	1.57E-01	0.00E+00	1.0E+06	0.0E+00
514	0	1.26E-03	0.0E+00	1.05E-03	0.00E+00	0.07	1.57E-01	0.00E+00	1.0E+06	0.0E+00
515	0	1.26E-03	0.0E+00	1.05E-03	0.00E+00	0.07	1.57E-01	0.00E+00	1.0E+06	0.0E+00

Ventura Ranch

P2 (on) - Site Preparation

		Cancer Risk from Birth to 2 years								
Receptor #	Conc	g/sec	Cair	Dose Constant	Dose	ED	Risk Constant	Risk	Constant 2	Risk/ Million
516	0	1.26E-03	0.0E+00	1.05E-03	0.00E+00	0.07	1.57E-01	0.00E+00	1.0E+06	0.0E+00
517	0	1.26E-03	0.0E+00	1.05E-03	0.00E+00	0.07	1.57E-01	0.00E+00	1.0E+06	0.0E+00
518	0	1.26E-03	0.0E+00	1.05E-03	0.00E+00	0.07	1.57E-01	0.00E+00	1.0E+06	0.0E+00
519	0	1.26E-03	0.0E+00	1.05E-03	0.00E+00	0.07	1.57E-01	0.00E+00	1.0E+06	0.0E+00
520	0	1.26E-03	0.0E+00	1.05E-03	0.00E+00	0.07	1.57E-01	0.00E+00	1.0E+06	0.0E+00
521	0	1.26E-03	0.0E+00	1.05E-03	0.00E+00	0.07	1.57E-01	0.00E+00	1.0E+06	0.0E+00
522	0	1.26E-03	0.0E+00	1.05E-03	0.00E+00	0.07	1.57E-01	0.00E+00	1.0E+06	0.0E+00
523	0	1.26E-03	0.0E+00	1.05E-03	0.00E+00	0.07	1.57E-01	0.00E+00	1.0E+06	0.0E+00
524	0	1.26E-03	0.0E+00	1.05E-03	0.00E+00	0.07	1.57E-01	0.00E+00	1.0E+06	0.0E+00
525	0	1.26E-03	0.0E+00	1.05E-03	0.00E+00	0.07	1.57E-01	0.00E+00	1.0E+06	0.0E+00
526	0	1.26E-03	0.0E+00	1.05E-03	0.00E+00	0.07	1.57E-01	0.00E+00	1.0E+06	0.0E+00
527	0	1.26E-03	0.0E+00	1.05E-03	0.00E+00	0.07	1.57E-01	0.00E+00	1.0E+06	0.0E+00
528	0	1.26E-03	0.0E+00	1.05E-03	0.00E+00	0.07	1.57E-01	0.00E+00	1.0E+06	0.0E+00
529	0	1.26E-03	0.0E+00	1.05E-03	0.00E+00	0.07	1.57E-01	0.00E+00	1.0E+06	0.0E+00
530	0	1.26E-03	0.0E+00	1.05E-03	0.00E+00	0.07	1.57E-01	0.00E+00	1.0E+06	0.0E+00
531	0	1.26E-03	0.0E+00	1.05E-03	0.00E+00	0.07	1.57E-01	0.00E+00	1.0E+06	0.0E+00
532	0	1.26E-03	0.0E+00	1.05E-03	0.00E+00	0.07	1.57E-01	0.00E+00	1.0E+06	0.0E+00
533	0	1.26E-03	0.0E+00	1.05E-03	0.00E+00	0.07	1.57E-01	0.00E+00	1.0E+06	0.0E+00
534	0	1.26E-03	0.0E+00	1.05E-03	0.00E+00	0.07	1.57E-01	0.00E+00	1.0E+06	0.0E+00
535	0	1.26E-03	0.0E+00	1.05E-03	0.00E+00	0.07	1.57E-01	0.00E+00	1.0E+06	0.0E+00
536	0	1.26E-03	0.0E+00	1.05E-03	0.00E+00	0.07	1.57E-01	0.00E+00	1.0E+06	0.0E+00
537	0	1.26E-03	0.0E+00	1.05E-03	0.00E+00	0.07	1.57E-01	0.00E+00	1.0E+06	0.0E+00
538	0	1.26E-03	0.0E+00	1.05E-03	0.00E+00	0.07	1.57E-01	0.00E+00	1.0E+06	0.0E+00
539	0	1.26E-03	0.0E+00	1.05E-03	0.00E+00	0.07	1.57E-01	0.00E+00	1.0E+06	0.0E+00
540	0	1.26E-03	0.0E+00	1.05E-03	0.00E+00	0.07	1.57E-01	0.00E+00	1.0E+06	0.0E+00
541	0	1.26E-03	0.0E+00	1.05E-03	0.00E+00	0.07	1.57E-01	0.00E+00	1.0E+06	0.0E+00
542	0	1.26E-03	0.0E+00	1.05E-03	0.00E+00	0.07	1.57E-01	0.00E+00	1.0E+06	0.0E+00
543	0	1.26E-03	0.0E+00	1.05E-03	0.00E+00	0.07	1.57E-01	0.00E+00	1.0E+06	0.0E+00
544	0	1.26E-03	0.0E+00	1.05E-03	0.00E+00	0.07	1.57E-01	0.00E+00	1.0E+06	0.0E+00
545	0	1.26E-03	0.0E+00	1.05E-03	0.00E+00	0.07	1.57E-01	0.00E+00	1.0E+06	0.0E+00
546	0	1.26E-03	0.0E+00	1.05E-03	0.00E+00	0.07	1.57E-01	0.00E+00	1.0E+06	0.0E+00

Ventura Ranch
P2 (on) - Site Preparation

		Cancer Risk from Birth to 2 years								
Receptor #	Conc	g/sec	Cair	Dose Constant	Dose	ED	Risk Constant	Risk	Constant 2	Risk/ Million
547	0	1.26E-03	0.0E+00	1.05E-03	0.00E+00	0.07	1.57E-01	0.00E+00	1.0E+06	0.0E+00
548	0	1.26E-03	0.0E+00	1.05E-03	0.00E+00	0.07	1.57E-01	0.00E+00	1.0E+06	0.0E+00
549	0	1.26E-03	0.0E+00	1.05E-03	0.00E+00	0.07	1.57E-01	0.00E+00	1.0E+06	0.0E+00
550	0	1.26E-03	0.0E+00	1.05E-03	0.00E+00	0.07	1.57E-01	0.00E+00	1.0E+06	0.0E+00
551	0	1.26E-03	0.0E+00	1.05E-03	0.00E+00	0.07	1.57E-01	0.00E+00	1.0E+06	0.0E+00
552	0	1.26E-03	0.0E+00	1.05E-03	0.00E+00	0.07	1.57E-01	0.00E+00	1.0E+06	0.0E+00
553	0	1.26E-03	0.0E+00	1.05E-03	0.00E+00	0.07	1.57E-01	0.00E+00	1.0E+06	0.0E+00
554	0	1.26E-03	0.0E+00	1.05E-03	0.00E+00	0.07	1.57E-01	0.00E+00	1.0E+06	0.0E+00
555	0	1.26E-03	0.0E+00	1.05E-03	0.00E+00	0.07	1.57E-01	0.00E+00	1.0E+06	0.0E+00
556	0	1.26E-03	0.0E+00	1.05E-03	0.00E+00	0.07	1.57E-01	0.00E+00	1.0E+06	0.0E+00
557	0	1.26E-03	0.0E+00	1.05E-03	0.00E+00	0.07	1.57E-01	0.00E+00	1.0E+06	0.0E+00
558	0	1.26E-03	0.0E+00	1.05E-03	0.00E+00	0.07	1.57E-01	0.00E+00	1.0E+06	0.0E+00
559	0	1.26E-03	0.0E+00	1.05E-03	0.00E+00	0.07	1.57E-01	0.00E+00	1.0E+06	0.0E+00
560	0	1.26E-03	0.0E+00	1.05E-03	0.00E+00	0.07	1.57E-01	0.00E+00	1.0E+06	0.0E+00

Ventura Ranch
P2 (on) - Site Preparation

Max Cancer Risk Cancer Risk	
Receptor #	**Total Risk/ Million**
361	1.3E-01
362	1.7E-01
363	2.4E-01
364	3.3E-01
365	1.3E-01
366	1.7E-01
367	2.4E-01
368	3.5E-01
369	5.1E-01
370	7.0E-01
371	1.3E-01
372	1.7E-01
373	2.5E-01
374	3.6E-01
375	5.4E-01
376	1.2E-01
377	1.7E-01
378	2.4E-01
379	3.6E-01
380	5.6E-01
381	1.2E-01
382	1.6E-01
383	2.3E-01
384	3.5E-01
385	5.5E-01
386	1.1E-01
387	1.5E-01
388	2.1E-01
389	3.3E-01
390	5.2E-01
391	1.0E-01

Max	**Receptor #**	
0.977	432	Res

Chronic Non Cancer Risk	
REL	**HI Offroad**
5	1.25E-03
5	1.67E-03
5	2.28E-03
5	3.17E-03
5	1.24E-03
5	1.67E-03
5	2.33E-03
5	3.34E-03
5	4.87E-03
5	6.73E-03
5	1.22E-03
5	1.65E-03
5	2.34E-03
5	3.45E-03
5	5.20E-03
5	1.19E-03
5	1.60E-03
5	2.30E-03
5	3.47E-03
5	5.34E-03
5	1.14E-03
5	1.52E-03
5	2.18E-03
5	3.37E-03
5	5.28E-03
5	1.07E-03
5	1.41E-03
5	2.00E-03
5	3.15E-03
5	4.93E-03
5	9.91E-04

Max	**Receptor #**	
9.332E-03	432	Res

Ventura Ranch
P2 (on) - Site Preparation

Max Cancer Risk Cancer Risk	
Receptor #	Total Risk/ Million
392	1.3E-01
393	1.8E-01
394	2.9E-01
395	9.3E-02
396	1.2E-01
397	1.6E-01
398	2.3E-01
399	8.0E-02
400	9.8E-02
401	1.2E-01
402	1.7E-01
403	2.3E-01
404	6.7E-02
405	7.9E-02
406	9.7E-02
407	1.2E-01
408	1.7E-01
409	2.5E-01
410	3.8E-01
411	5.3E-01
412	6.5E-02
413	7.7E-02
414	9.4E-02
415	1.2E-01
416	1.7E-01
417	2.3E-01
418	3.2E-01
419	4.4E-01
420	5.9E-01
421	5.3E-02
422	6.2E-02

Chronic Non Cancer Risk	
REL	HI Offroad
5	1.28E-03
5	1.76E-03
5	2.74E-03
5	8.85E-04
5	1.12E-03
5	1.49E-03
5	2.15E-03
5	7.60E-04
5	9.35E-04
5	1.19E-03
5	1.60E-03
5	2.19E-03
5	6.37E-04
5	7.59E-04
5	9.25E-04
5	1.17E-03
5	1.59E-03
5	2.42E-03
5	3.65E-03
5	5.05E-03
5	6.18E-04
5	7.33E-04
5	8.96E-04
5	1.15E-03
5	1.58E-03
5	2.22E-03
5	3.08E-03
5	4.20E-03
5	5.60E-03
5	5.07E-04
5	5.95E-04

Ventura Ranch
P2 (on) - Site Preparation

Max Cancer Risk Cancer Risk	
Receptor #	Total Risk/ Million
423	7.5E-02
424	9.3E-02
425	1.2E-01
426	1.6E-01
427	2.1E-01
428	2.9E-01
429	3.9E-01
430	5.4E-01
431	7.5E-01
432	9.8E-01
433	5.2E-02
434	6.1E-02
435	7.4E-02
436	9.2E-02
437	1.2E-01
438	1.5E-01
439	2.0E-01
440	2.8E-01
441	4.0E-01
442	5.8E-01
443	4.4E-02
444	5.1E-02
445	6.1E-02
446	7.4E-02
447	9.2E-02
448	1.2E-01
449	1.5E-01
450	2.1E-01
451	3.1E-01
452	4.8E-01
453	3.7E-02

Chronic Non Cancer Risk	
REL	HI Offroad
5	7.13E-04
5	8.84E-04
5	1.14E-03
5	1.51E-03
5	2.02E-03
5	2.72E-03
5	3.70E-03
5	5.12E-03
5	7.18E-03
5	9.33E-03
5	4.94E-04
5	5.83E-04
5	7.06E-04
5	8.78E-04
5	1.12E-03
5	1.45E-03
5	1.93E-03
5	2.64E-03
5	3.78E-03
5	5.55E-03
5	4.16E-04
5	4.87E-04
5	5.80E-04
5	7.06E-04
5	8.76E-04
5	1.11E-03
5	1.46E-03
5	2.00E-03
5	2.97E-03
5	4.56E-03
5	3.52E-04

Ventura Ranch
P2 (on) - Site Preparation

Max Cancer Risk Cancer Risk		*Chronic Non Cancer Risk*	
Receptor #	Total Risk/ Million	REL	HI Offroad
454	4.3E-02	5	4.09E-04
455	5.1E-02	5	4.83E-04
456	6.1E-02	5	5.81E-04
457	7.4E-02	5	7.10E-04
458	9.3E-02	5	8.87E-04
459	1.2E-01	5	1.14E-03
460	1.6E-01	5	1.55E-03
461	2.4E-01	5	2.34E-03
462	3.9E-01	5	3.69E-03
463	7.5E-02	5	7.15E-04
464	9.5E-02	5	9.07E-04
465	1.3E-01	5	1.21E-03
466	1.8E-01	5	1.74E-03
467	2.7E-01	5	2.55E-03
468	0.0E+00	5	0.00E+00
469	0.0E+00	5	0.00E+00
470	0.0E+00	5	0.00E+00
471	0.0E+00	5	0.00E+00
472	0.0E+00	5	0.00E+00
473	0.0E+00	5	0.00E+00
474	0.0E+00	5	0.00E+00
475	0.0E+00	5	0.00E+00
476	0.0E+00	5	0.00E+00
477	0.0E+00	5	0.00E+00
478	0.0E+00	5	0.00E+00
479	0.0E+00	5	0.00E+00
480	0.0E+00	5	0.00E+00
481	0.0E+00	5	0.00E+00
482	0.0E+00	5	0.00E+00
483	0.0E+00	5	0.00E+00
484	0.0E+00	5	0.00E+00

Ventura Ranch
P2 (on) - Site Preparation

Max Cancer Risk Cancer Risk	
Receptor #	Total Risk/ Million
485	0.0E+00
486	0.0E+00
487	0.0E+00
488	0.0E+00
489	0.0E+00
490	0.0E+00
491	0.0E+00
492	0.0E+00
493	0.0E+00
494	0.0E+00
495	0.0E+00
496	0.0E+00
497	0.0E+00
498	0.0E+00
499	0.0E+00
500	0.0E+00
501	0.0E+00
502	0.0E+00
503	0.0E+00
504	0.0E+00
505	0.0E+00
506	0.0E+00
507	0.0E+00
508	0.0E+00
509	0.0E+00
510	0.0E+00
511	0.0E+00
512	0.0E+00
513	0.0E+00
514	0.0E+00
515	0.0E+00

Chronic Non Cancer Risk	
REL	HI Offroad
5	0.00E+00
5	0.00E+00
5	0.00E+00
5	0.00E+00
5	0.00E+00
5	0.00E+00
5	0.00E+00
5	0.00E+00
5	0.00E+00
5	0.00E+00
5	0.00E+00
5	0.00E+00
5	0.00E+00
5	0.00E+00
5	0.00E+00
5	0.00E+00
5	0.00E+00
5	0.00E+00
5	0.00E+00
5	0.00E+00
5	0.00E+00
5	0.00E+00
5	0.00E+00
5	0.00E+00
5	0.00E+00
5	0.00E+00
5	0.00E+00
5	0.00E+00
5	0.00E+00
5	0.00E+00
5	0.00E+00

Ventura Ranch
P2 (on) - Site Preparation

Max Cancer Risk Cancer Risk	
Receptor #	**Total Risk/ Million**
516	0.0E+00
517	0.0E+00
518	0.0E+00
519	0.0E+00
520	0.0E+00
521	0.0E+00
522	0.0E+00
523	0.0E+00
524	0.0E+00
525	0.0E+00
526	0.0E+00
527	0.0E+00
528	0.0E+00
529	0.0E+00
530	0.0E+00
531	0.0E+00
532	0.0E+00
533	0.0E+00
534	0.0E+00
535	0.0E+00
536	0.0E+00
537	0.0E+00
538	0.0E+00
539	0.0E+00
540	0.0E+00
541	0.0E+00
542	0.0E+00
543	0.0E+00
544	0.0E+00
545	0.0E+00
546	0.0E+00

Chronic Non Cancer Risk	
REL	**HI Offroad**
5	0.00E+00
5	0.00E+00
5	0.00E+00
5	0.00E+00
5	0.00E+00
5	0.00E+00
5	0.00E+00
5	0.00E+00
5	0.00E+00
5	0.00E+00
5	0.00E+00
5	0.00E+00
5	0.00E+00
5	0.00E+00
5	0.00E+00
5	0.00E+00
5	0.00E+00
5	0.00E+00
5	0.00E+00
5	0.00E+00
5	0.00E+00
5	0.00E+00
5	0.00E+00
5	0.00E+00
5	0.00E+00
5	0.00E+00
5	0.00E+00
5	0.00E+00
5	0.00E+00
5	0.00E+00
5	0.00E+00
5	0.00E+00

Ventura Ranch
P2 (on) - Site Preparation

Max Cancer Risk Cancer Risk		*Chronic Non Cancer Risk*	
Receptor #	**Total Risk/ Million**	**REL**	**HI Offroad**
547	0.0E+00	5	0.00E+00
548	0.0E+00	5	0.00E+00
549	0.0E+00	5	0.00E+00
550	0.0E+00	5	0.00E+00
551	0.0E+00	5	0.00E+00
552	0.0E+00	5	0.00E+00
553	0.0E+00	5	0.00E+00
554	0.0E+00	5	0.00E+00
555	0.0E+00	5	0.00E+00
556	0.0E+00	5	0.00E+00
557	0.0E+00	5	0.00E+00
558	0.0E+00	5	0.00E+00
559	0.0E+00	5	0.00E+00
560	0.0E+00	5	0.00E+00

Ventura Ranch
P2 (on) - Grading

		Cancer Risk from Birth to 2 years								
Receptor #	Conc	g/sec	Cair	Dose Constant	Dose	ED	Risk Constant	Risk	Constant 2	Risk/ Million
361	4.95535	7.56E-04	3.7E-03	1.05E-03	3.92E-06	0.08	1.57E-01	5.06E-08	1.0E+06	5.1E-02
362	6.60902	7.56E-04	5.0E-03	1.05E-03	5.22E-06	0.08	1.57E-01	6.74E-08	1.0E+06	6.7E-02
363	9.04167	7.56E-04	6.8E-03	1.05E-03	7.14E-06	0.08	1.57E-01	9.23E-08	1.0E+06	9.2E-02
364	12.56923	7.56E-04	9.5E-03	1.05E-03	9.93E-06	0.08	1.57E-01	1.28E-07	1.0E+06	1.3E-01
365	4.92029	7.56E-04	3.7E-03	1.05E-03	3.89E-06	0.08	1.57E-01	5.02E-08	1.0E+06	5.0E-02
366	6.62361	7.56E-04	5.0E-03	1.05E-03	5.23E-06	0.08	1.57E-01	6.76E-08	1.0E+06	6.8E-02
367	9.23724	7.56E-04	7.0E-03	1.05E-03	7.30E-06	0.08	1.57E-01	9.43E-08	1.0E+06	9.4E-02
368	13.25394	7.56E-04	1.0E-02	1.05E-03	1.05E-05	0.08	1.57E-01	1.35E-07	1.0E+06	1.4E-01
369	19.34442	7.56E-04	1.5E-02	1.05E-03	1.53E-05	0.08	1.57E-01	1.97E-07	1.0E+06	2.0E-01
370	26.70815	7.56E-04	2.0E-02	1.05E-03	2.11E-05	0.08	1.57E-01	2.73E-07	1.0E+06	2.7E-01
371	4.85045	7.56E-04	3.7E-03	1.05E-03	3.83E-06	0.08	1.57E-01	4.95E-08	1.0E+06	5.0E-02
372	6.55967	7.56E-04	5.0E-03	1.05E-03	5.18E-06	0.08	1.57E-01	6.69E-08	1.0E+06	6.7E-02
373	9.29182	7.56E-04	7.0E-03	1.05E-03	7.34E-06	0.08	1.57E-01	9.48E-08	1.0E+06	9.5E-02
374	13.70233	7.56E-04	1.0E-02	1.05E-03	1.08E-05	0.08	1.57E-01	1.40E-07	1.0E+06	1.4E-01
375	20.62319	7.56E-04	1.6E-02	1.05E-03	1.63E-05	0.08	1.57E-01	2.10E-07	1.0E+06	2.1E-01
376	4.71558	7.56E-04	3.6E-03	1.05E-03	3.73E-06	0.08	1.57E-01	4.81E-08	1.0E+06	4.8E-02
377	6.36714	7.56E-04	4.8E-03	1.05E-03	5.03E-06	0.08	1.57E-01	6.50E-08	1.0E+06	6.5E-02
378	9.11726	7.56E-04	6.9E-03	1.05E-03	7.20E-06	0.08	1.57E-01	9.30E-08	1.0E+06	9.3E-02
379	13.76331	7.56E-04	1.0E-02	1.05E-03	1.09E-05	0.08	1.57E-01	1.40E-07	1.0E+06	1.4E-01
380	21.20363	7.56E-04	1.6E-02	1.05E-03	1.68E-05	0.08	1.57E-01	2.16E-07	1.0E+06	2.2E-01
381	4.51964	7.56E-04	3.4E-03	1.05E-03	3.57E-06	0.08	1.57E-01	4.61E-08	1.0E+06	4.6E-02
382	6.0317	7.56E-04	4.6E-03	1.05E-03	4.77E-06	0.08	1.57E-01	6.16E-08	1.0E+06	6.2E-02
383	8.66046	7.56E-04	6.5E-03	1.05E-03	6.84E-06	0.08	1.57E-01	8.84E-08	1.0E+06	8.8E-02
384	13.39259	7.56E-04	1.0E-02	1.05E-03	1.06E-05	0.08	1.57E-01	1.37E-07	1.0E+06	1.4E-01
385	20.95751	7.56E-04	1.6E-02	1.05E-03	1.66E-05	0.08	1.57E-01	2.14E-07	1.0E+06	2.1E-01
386	4.26391	7.56E-04	3.2E-03	1.05E-03	3.37E-06	0.08	1.57E-01	4.35E-08	1.0E+06	4.4E-02
387	5.58638	7.56E-04	4.2E-03	1.05E-03	4.41E-06	0.08	1.57E-01	5.70E-08	1.0E+06	5.7E-02
388	7.92249	7.56E-04	6.0E-03	1.05E-03	6.26E-06	0.08	1.57E-01	8.09E-08	1.0E+06	8.1E-02
389	12.48668	7.56E-04	9.4E-03	1.05E-03	9.87E-06	0.08	1.57E-01	1.27E-07	1.0E+06	1.3E-01
390	19.56966	7.56E-04	1.5E-02	1.05E-03	1.55E-05	0.08	1.57E-01	2.00E-07	1.0E+06	2.0E-01
391	3.93253	7.56E-04	3.0E-03	1.05E-03	3.11E-06	0.08	1.57E-01	4.01E-08	1.0E+06	4.0E-02

Ventura Ranch
P2 (on) - Grading

					Cancer Risk from Birth to 2 years					
Receptor #	Conc	g/sec	Cair	Dose Constant	Dose	ED	Risk Constant	Risk	Constant 2	Risk/ Million
392	5.06158	7.56E-04	3.8E-03	1.05E-03	4.00E-06	0.08	1.57E-01	5.17E-08	1.0E+06	5.2E-02
393	6.9871	7.56E-04	5.3E-03	1.05E-03	5.52E-06	0.08	1.57E-01	7.13E-08	1.0E+06	7.1E-02
394	10.85662	7.56E-04	8.2E-03	1.05E-03	8.58E-06	0.08	1.57E-01	1.11E-07	1.0E+06	1.1E-01
395	3.5121	7.56E-04	2.7E-03	1.05E-03	2.78E-06	0.08	1.57E-01	3.58E-08	1.0E+06	3.6E-02
396	4.4386	7.56E-04	3.4E-03	1.05E-03	3.51E-06	0.08	1.57E-01	4.53E-08	1.0E+06	4.5E-02
397	5.92027	7.56E-04	4.5E-03	1.05E-03	4.68E-06	0.08	1.57E-01	6.04E-08	1.0E+06	6.0E-02
398	8.53013	7.56E-04	6.4E-03	1.05E-03	6.74E-06	0.08	1.57E-01	8.71E-08	1.0E+06	8.7E-02
399	3.01666	7.56E-04	2.3E-03	1.05E-03	2.38E-06	0.08	1.57E-01	3.08E-08	1.0E+06	3.1E-02
400	3.70911	7.56E-04	2.8E-03	1.05E-03	2.93E-06	0.08	1.57E-01	3.79E-08	1.0E+06	3.8E-02
401	4.72649	7.56E-04	3.6E-03	1.05E-03	3.73E-06	0.08	1.57E-01	4.82E-08	1.0E+06	4.8E-02
402	6.33119	7.56E-04	4.8E-03	1.05E-03	5.00E-06	0.08	1.57E-01	6.46E-08	1.0E+06	6.5E-02
403	8.69245	7.56E-04	6.6E-03	1.05E-03	6.87E-06	0.08	1.57E-01	8.87E-08	1.0E+06	8.9E-02
404	2.52916	7.56E-04	1.9E-03	1.05E-03	2.00E-06	0.08	1.57E-01	2.58E-08	1.0E+06	2.6E-02
405	3.01318	7.56E-04	2.3E-03	1.05E-03	2.38E-06	0.08	1.57E-01	3.08E-08	1.0E+06	3.1E-02
406	3.66982	7.56E-04	2.8E-03	1.05E-03	2.90E-06	0.08	1.57E-01	3.75E-08	1.0E+06	3.7E-02
407	4.64158	7.56E-04	3.5E-03	1.05E-03	3.67E-06	0.08	1.57E-01	4.74E-08	1.0E+06	4.7E-02
408	6.30457	7.56E-04	4.8E-03	1.05E-03	4.98E-06	0.08	1.57E-01	6.43E-08	1.0E+06	6.4E-02
409	9.60755	7.56E-04	7.3E-03	1.05E-03	7.59E-06	0.08	1.57E-01	9.81E-08	1.0E+06	9.8E-02
410	14.47449	7.56E-04	1.1E-02	1.05E-03	1.14E-05	0.08	1.57E-01	1.48E-07	1.0E+06	1.5E-01
411	20.04682	7.56E-04	1.5E-02	1.05E-03	1.58E-05	0.08	1.57E-01	2.05E-07	1.0E+06	2.0E-01
412	2.45399	7.56E-04	1.9E-03	1.05E-03	1.94E-06	0.08	1.57E-01	2.50E-08	1.0E+06	2.5E-02
413	2.90731	7.56E-04	2.2E-03	1.05E-03	2.30E-06	0.08	1.57E-01	2.97E-08	1.0E+06	3.0E-02
414	3.55702	7.56E-04	2.7E-03	1.05E-03	2.81E-06	0.08	1.57E-01	3.63E-08	1.0E+06	3.6E-02
415	4.57946	7.56E-04	3.5E-03	1.05E-03	3.62E-06	0.08	1.57E-01	4.67E-08	1.0E+06	4.7E-02
416	6.25577	7.56E-04	4.7E-03	1.05E-03	4.94E-06	0.08	1.57E-01	6.38E-08	1.0E+06	6.4E-02
417	8.79078	7.56E-04	6.6E-03	1.05E-03	6.95E-06	0.08	1.57E-01	8.97E-08	1.0E+06	9.0E-02
418	12.21996	7.56E-04	9.2E-03	1.05E-03	9.66E-06	0.08	1.57E-01	1.25E-07	1.0E+06	1.2E-01
419	16.64768	7.56E-04	1.3E-02	1.05E-03	1.32E-05	0.08	1.57E-01	1.70E-07	1.0E+06	1.7E-01
420	22.21128	7.56E-04	1.7E-02	1.05E-03	1.76E-05	0.08	1.57E-01	2.27E-07	1.0E+06	2.3E-01
421	2.01359	7.56E-04	1.5E-03	1.05E-03	1.59E-06	0.08	1.57E-01	2.05E-08	1.0E+06	2.1E-02
422	2.36266	7.56E-04	1.8E-03	1.05E-03	1.87E-06	0.08	1.57E-01	2.41E-08	1.0E+06	2.4E-02

Ventura Ranch
P2 (on) - Grading

		Cancer Risk from Birth to 2 years								
Receptor #	Conc	g/sec	Cair	Dose Constant	Dose	ED	Risk Constant	Risk	Constant 2	Risk/ Million
423	2.8288	7.56E-04	2.1E-03	1.05E-03	2.24E-06	0.08	1.57E-01	2.89E-08	1.0E+06	2.9E-02
424	3.50789	7.56E-04	2.7E-03	1.05E-03	2.77E-06	0.08	1.57E-01	3.58E-08	1.0E+06	3.6E-02
425	4.51688	7.56E-04	3.4E-03	1.05E-03	3.57E-06	0.08	1.57E-01	4.61E-08	1.0E+06	4.6E-02
426	5.97658	7.56E-04	4.5E-03	1.05E-03	4.72E-06	0.08	1.57E-01	6.10E-08	1.0E+06	6.1E-02
427	8.0194	7.56E-04	6.1E-03	1.05E-03	6.34E-06	0.08	1.57E-01	8.18E-08	1.0E+06	8.2E-02
428	10.81122	7.56E-04	8.2E-03	1.05E-03	8.54E-06	0.08	1.57E-01	1.10E-07	1.0E+06	1.1E-01
429	14.68489	7.56E-04	1.1E-02	1.05E-03	1.16E-05	0.08	1.57E-01	1.50E-07	1.0E+06	1.5E-01
430	20.3348	7.56E-04	1.5E-02	1.05E-03	1.61E-05	0.08	1.57E-01	2.08E-07	1.0E+06	2.1E-01
431	28.50824	7.56E-04	2.2E-02	1.05E-03	2.25E-05	0.08	1.57E-01	2.91E-07	1.0E+06	2.9E-01
432	37.03231	7.56E-04	2.8E-02	1.05E-03	2.93E-05	0.08	1.57E-01	3.78E-07	1.0E+06	3.8E-01
433	1.96017	7.56E-04	1.5E-03	1.05E-03	1.55E-06	0.08	1.57E-01	2.00E-08	1.0E+06	2.0E-02
434	2.31353	7.56E-04	1.7E-03	1.05E-03	1.83E-06	0.08	1.57E-01	2.36E-08	1.0E+06	2.4E-02
435	2.80067	7.56E-04	2.1E-03	1.05E-03	2.21E-06	0.08	1.57E-01	2.86E-08	1.0E+06	2.9E-02
436	3.48267	7.56E-04	2.6E-03	1.05E-03	2.75E-06	0.08	1.57E-01	3.55E-08	1.0E+06	3.6E-02
437	4.43222	7.56E-04	3.4E-03	1.05E-03	3.50E-06	0.08	1.57E-01	4.52E-08	1.0E+06	4.5E-02
438	5.75867	7.56E-04	4.4E-03	1.05E-03	4.55E-06	0.08	1.57E-01	5.88E-08	1.0E+06	5.9E-02
439	7.64932	7.56E-04	5.8E-03	1.05E-03	6.04E-06	0.08	1.57E-01	7.81E-08	1.0E+06	7.8E-02
440	10.47736	7.56E-04	7.9E-03	1.05E-03	8.28E-06	0.08	1.57E-01	1.07E-07	1.0E+06	1.1E-01
441	14.98847	7.56E-04	1.1E-02	1.05E-03	1.18E-05	0.08	1.57E-01	1.53E-07	1.0E+06	1.5E-01
442	22.02393	7.56E-04	1.7E-02	1.05E-03	1.74E-05	0.08	1.57E-01	2.25E-07	1.0E+06	2.2E-01
443	1.65254	7.56E-04	1.2E-03	1.05E-03	1.31E-06	0.08	1.57E-01	1.69E-08	1.0E+06	1.7E-02
444	1.93104	7.56E-04	1.5E-03	1.05E-03	1.53E-06	0.08	1.57E-01	1.97E-08	1.0E+06	2.0E-02
445	2.30102	7.56E-04	1.7E-03	1.05E-03	1.82E-06	0.08	1.57E-01	2.35E-08	1.0E+06	2.3E-02
446	2.8	7.56E-04	2.1E-03	1.05E-03	2.21E-06	0.08	1.57E-01	2.86E-08	1.0E+06	2.9E-02
447	3.47822	7.56E-04	2.6E-03	1.05E-03	2.75E-06	0.08	1.57E-01	3.55E-08	1.0E+06	3.5E-02
448	4.41588	7.56E-04	3.3E-03	1.05E-03	3.49E-06	0.08	1.57E-01	4.51E-08	1.0E+06	4.5E-02
449	5.7775	7.56E-04	4.4E-03	1.05E-03	4.57E-06	0.08	1.57E-01	5.90E-08	1.0E+06	5.9E-02
450	7.94154	7.56E-04	6.0E-03	1.05E-03	6.28E-06	0.08	1.57E-01	8.10E-08	1.0E+06	8.1E-02
451	11.77185	7.56E-04	8.9E-03	1.05E-03	9.30E-06	0.08	1.57E-01	1.20E-07	1.0E+06	1.2E-01
452	18.09618	7.56E-04	1.4E-02	1.05E-03	1.43E-05	0.08	1.57E-01	1.85E-07	1.0E+06	1.8E-01
453	1.39658	7.56E-04	1.1E-03	1.05E-03	1.10E-06	0.08	1.57E-01	1.43E-08	1.0E+06	1.4E-02

Ventura Ranch
P2 (on) - Grading

		Cancer Risk from Birth to 2 years								
Receptor #	Conc	g/sec	Cair	Dose Constant	Dose	ED	Risk Constant	Risk	Constant 2	Risk/ Million
454	1.6219	7.56E-04	1.2E-03	1.05E-03	1.28E-06	0.08	1.57E-01	1.66E-08	1.0E+06	1.7E-02
455	1.91757	7.56E-04	1.4E-03	1.05E-03	1.52E-06	0.08	1.57E-01	1.96E-08	1.0E+06	2.0E-02
456	2.30378	7.56E-04	1.7E-03	1.05E-03	1.82E-06	0.08	1.57E-01	2.35E-08	1.0E+06	2.4E-02
457	2.81716	7.56E-04	2.1E-03	1.05E-03	2.23E-06	0.08	1.57E-01	2.88E-08	1.0E+06	2.9E-02
458	3.52035	7.56E-04	2.7E-03	1.05E-03	2.78E-06	0.08	1.57E-01	3.59E-08	1.0E+06	3.6E-02
459	4.5357	7.56E-04	3.4E-03	1.05E-03	3.58E-06	0.08	1.57E-01	4.63E-08	1.0E+06	4.6E-02
460	6.16797	7.56E-04	4.7E-03	1.05E-03	4.87E-06	0.08	1.57E-01	6.29E-08	1.0E+06	6.3E-02
461	9.27403	7.56E-04	7.0E-03	1.05E-03	7.33E-06	0.08	1.57E-01	9.46E-08	1.0E+06	9.5E-02
462	14.63239	7.56E-04	1.1E-02	1.05E-03	1.16E-05	0.08	1.57E-01	1.49E-07	1.0E+06	1.5E-01
463	2.83771	7.56E-04	2.1E-03	1.05E-03	2.24E-06	0.08	1.57E-01	2.90E-08	1.0E+06	2.9E-02
464	3.60056	7.56E-04	2.7E-03	1.05E-03	2.85E-06	0.08	1.57E-01	3.67E-08	1.0E+06	3.7E-02
465	4.78728	7.56E-04	3.6E-03	1.05E-03	3.78E-06	0.08	1.57E-01	4.89E-08	1.0E+06	4.9E-02
466	6.91251	7.56E-04	5.2E-03	1.05E-03	5.46E-06	0.08	1.57E-01	7.05E-08	1.0E+06	7.1E-02
467	10.10183	7.56E-04	7.6E-03	1.05E-03	7.98E-06	0.08	1.57E-01	1.03E-07	1.0E+06	1.0E-01
468	0	7.56E-04	0.0E+00	1.05E-03	0.00E+00	0.08	1.57E-01	0.00E+00	1.0E+06	0.0E+00
469	0	7.56E-04	0.0E+00	1.05E-03	0.00E+00	0.08	1.57E-01	0.00E+00	1.0E+06	0.0E+00
470	0	7.56E-04	0.0E+00	1.05E-03	0.00E+00	0.08	1.57E-01	0.00E+00	1.0E+06	0.0E+00
471	0	7.56E-04	0.0E+00	1.05E-03	0.00E+00	0.08	1.57E-01	0.00E+00	1.0E+06	0.0E+00
472	0	7.56E-04	0.0E+00	1.05E-03	0.00E+00	0.08	1.57E-01	0.00E+00	1.0E+06	0.0E+00
473	0	7.56E-04	0.0E+00	1.05E-03	0.00E+00	0.08	1.57E-01	0.00E+00	1.0E+06	0.0E+00
474	0	7.56E-04	0.0E+00	1.05E-03	0.00E+00	0.08	1.57E-01	0.00E+00	1.0E+06	0.0E+00
475	0	7.56E-04	0.0E+00	1.05E-03	0.00E+00	0.08	1.57E-01	0.00E+00	1.0E+06	0.0E+00
476	0	7.56E-04	0.0E+00	1.05E-03	0.00E+00	0.08	1.57E-01	0.00E+00	1.0E+06	0.0E+00
477	0	7.56E-04	0.0E+00	1.05E-03	0.00E+00	0.08	1.57E-01	0.00E+00	1.0E+06	0.0E+00
478	0	7.56E-04	0.0E+00	1.05E-03	0.00E+00	0.08	1.57E-01	0.00E+00	1.0E+06	0.0E+00
479	0	7.56E-04	0.0E+00	1.05E-03	0.00E+00	0.08	1.57E-01	0.00E+00	1.0E+06	0.0E+00
480	0	7.56E-04	0.0E+00	1.05E-03	0.00E+00	0.08	1.57E-01	0.00E+00	1.0E+06	0.0E+00
481	0	7.56E-04	0.0E+00	1.05E-03	0.00E+00	0.08	1.57E-01	0.00E+00	1.0E+06	0.0E+00
482	0	7.56E-04	0.0E+00	1.05E-03	0.00E+00	0.08	1.57E-01	0.00E+00	1.0E+06	0.0E+00
483	0	7.56E-04	0.0E+00	1.05E-03	0.00E+00	0.08	1.57E-01	0.00E+00	1.0E+06	0.0E+00
484	0	7.56E-04	0.0E+00	1.05E-03	0.00E+00	0.08	1.57E-01	0.00E+00	1.0E+06	0.0E+00

Ventura Ranch
P2 (on) - Grading

					Cancer Risk from Birth to 2 years					
Receptor #	Conc	g/sec	Cair	Dose Constant	Dose	ED	Risk Constant	Risk	Constant 2	Risk/ Million
485	0	7.56E-04	0.0E+00	1.05E-03	0.00E+00	0.08	1.57E-01	0.00E+00	1.0E+06	0.0E+00
486	0	7.56E-04	0.0E+00	1.05E-03	0.00E+00	0.08	1.57E-01	0.00E+00	1.0E+06	0.0E+00
487	0	7.56E-04	0.0E+00	1.05E-03	0.00E+00	0.08	1.57E-01	0.00E+00	1.0E+06	0.0E+00
488	0	7.56E-04	0.0E+00	1.05E-03	0.00E+00	0.08	1.57E-01	0.00E+00	1.0E+06	0.0E+00
489	0	7.56E-04	0.0E+00	1.05E-03	0.00E+00	0.08	1.57E-01	0.00E+00	1.0E+06	0.0E+00
490	0	7.56E-04	0.0E+00	1.05E-03	0.00E+00	0.08	1.57E-01	0.00E+00	1.0E+06	0.0E+00
491	0	7.56E-04	0.0E+00	1.05E-03	0.00E+00	0.08	1.57E-01	0.00E+00	1.0E+06	0.0E+00
492	0	7.56E-04	0.0E+00	1.05E-03	0.00E+00	0.08	1.57E-01	0.00E+00	1.0E+06	0.0E+00
493	0	7.56E-04	0.0E+00	1.05E-03	0.00E+00	0.08	1.57E-01	0.00E+00	1.0E+06	0.0E+00
494	0	7.56E-04	0.0E+00	1.05E-03	0.00E+00	0.08	1.57E-01	0.00E+00	1.0E+06	0.0E+00
495	0	7.56E-04	0.0E+00	1.05E-03	0.00E+00	0.08	1.57E-01	0.00E+00	1.0E+06	0.0E+00
496	0	7.56E-04	0.0E+00	1.05E-03	0.00E+00	0.08	1.57E-01	0.00E+00	1.0E+06	0.0E+00
497	0	7.56E-04	0.0E+00	1.05E-03	0.00E+00	0.08	1.57E-01	0.00E+00	1.0E+06	0.0E+00
498	0	7.56E-04	0.0E+00	1.05E-03	0.00E+00	0.08	1.57E-01	0.00E+00	1.0E+06	0.0E+00
499	0	7.56E-04	0.0E+00	1.05E-03	0.00E+00	0.08	1.57E-01	0.00E+00	1.0E+06	0.0E+00
500	0	7.56E-04	0.0E+00	1.05E-03	0.00E+00	0.08	1.57E-01	0.00E+00	1.0E+06	0.0E+00
501	0	7.56E-04	0.0E+00	1.05E-03	0.00E+00	0.08	1.57E-01	0.00E+00	1.0E+06	0.0E+00
502	0	7.56E-04	0.0E+00	1.05E-03	0.00E+00	0.08	1.57E-01	0.00E+00	1.0E+06	0.0E+00
503	0	7.56E-04	0.0E+00	1.05E-03	0.00E+00	0.08	1.57E-01	0.00E+00	1.0E+06	0.0E+00
504	0	7.56E-04	0.0E+00	1.05E-03	0.00E+00	0.08	1.57E-01	0.00E+00	1.0E+06	0.0E+00
505	0	7.56E-04	0.0E+00	1.05E-03	0.00E+00	0.08	1.57E-01	0.00E+00	1.0E+06	0.0E+00
506	0	7.56E-04	0.0E+00	1.05E-03	0.00E+00	0.08	1.57E-01	0.00E+00	1.0E+06	0.0E+00
507	0	7.56E-04	0.0E+00	1.05E-03	0.00E+00	0.08	1.57E-01	0.00E+00	1.0E+06	0.0E+00
508	0	7.56E-04	0.0E+00	1.05E-03	0.00E+00	0.08	1.57E-01	0.00E+00	1.0E+06	0.0E+00
509	0	7.56E-04	0.0E+00	1.05E-03	0.00E+00	0.08	1.57E-01	0.00E+00	1.0E+06	0.0E+00
510	0	7.56E-04	0.0E+00	1.05E-03	0.00E+00	0.08	1.57E-01	0.00E+00	1.0E+06	0.0E+00
511	0	7.56E-04	0.0E+00	1.05E-03	0.00E+00	0.08	1.57E-01	0.00E+00	1.0E+06	0.0E+00
512	0	7.56E-04	0.0E+00	1.05E-03	0.00E+00	0.08	1.57E-01	0.00E+00	1.0E+06	0.0E+00
513	0	7.56E-04	0.0E+00	1.05E-03	0.00E+00	0.08	1.57E-01	0.00E+00	1.0E+06	0.0E+00
514	0	7.56E-04	0.0E+00	1.05E-03	0.00E+00	0.08	1.57E-01	0.00E+00	1.0E+06	0.0E+00
515	0	7.56E-04	0.0E+00	1.05E-03	0.00E+00	0.08	1.57E-01	0.00E+00	1.0E+06	0.0E+00

Ventura Ranch
P2 (on) - Grading

					Cancer Risk from Birth to 2 years					
Receptor #	Conc	g/sec	Cair	Dose Constant	Dose	ED	Risk Constant	Risk	Constant 2	Risk/ Million
516	0	7.56E-04	0.0E+00	1.05E-03	0.00E+00	0.08	1.57E-01	0.00E+00	1.0E+06	0.0E+00
517	0	7.56E-04	0.0E+00	1.05E-03	0.00E+00	0.08	1.57E-01	0.00E+00	1.0E+06	0.0E+00
518	0	7.56E-04	0.0E+00	1.05E-03	0.00E+00	0.08	1.57E-01	0.00E+00	1.0E+06	0.0E+00
519	0	7.56E-04	0.0E+00	1.05E-03	0.00E+00	0.08	1.57E-01	0.00E+00	1.0E+06	0.0E+00
520	0	7.56E-04	0.0E+00	1.05E-03	0.00E+00	0.08	1.57E-01	0.00E+00	1.0E+06	0.0E+00
521	0	7.56E-04	0.0E+00	1.05E-03	0.00E+00	0.08	1.57E-01	0.00E+00	1.0E+06	0.0E+00
522	0	7.56E-04	0.0E+00	1.05E-03	0.00E+00	0.08	1.57E-01	0.00E+00	1.0E+06	0.0E+00
523	0	7.56E-04	0.0E+00	1.05E-03	0.00E+00	0.08	1.57E-01	0.00E+00	1.0E+06	0.0E+00
524	0	7.56E-04	0.0E+00	1.05E-03	0.00E+00	0.08	1.57E-01	0.00E+00	1.0E+06	0.0E+00
525	0	7.56E-04	0.0E+00	1.05E-03	0.00E+00	0.08	1.57E-01	0.00E+00	1.0E+06	0.0E+00
526	0	7.56E-04	0.0E+00	1.05E-03	0.00E+00	0.08	1.57E-01	0.00E+00	1.0E+06	0.0E+00
527	0	7.56E-04	0.0E+00	1.05E-03	0.00E+00	0.08	1.57E-01	0.00E+00	1.0E+06	0.0E+00
528	0	7.56E-04	0.0E+00	1.05E-03	0.00E+00	0.08	1.57E-01	0.00E+00	1.0E+06	0.0E+00
529	0	7.56E-04	0.0E+00	1.05E-03	0.00E+00	0.08	1.57E-01	0.00E+00	1.0E+06	0.0E+00
530	0	7.56E-04	0.0E+00	1.05E-03	0.00E+00	0.08	1.57E-01	0.00E+00	1.0E+06	0.0E+00
531	0	7.56E-04	0.0E+00	1.05E-03	0.00E+00	0.08	1.57E-01	0.00E+00	1.0E+06	0.0E+00
532	0	7.56E-04	0.0E+00	1.05E-03	0.00E+00	0.08	1.57E-01	0.00E+00	1.0E+06	0.0E+00
533	0	7.56E-04	0.0E+00	1.05E-03	0.00E+00	0.08	1.57E-01	0.00E+00	1.0E+06	0.0E+00
534	0	7.56E-04	0.0E+00	1.05E-03	0.00E+00	0.08	1.57E-01	0.00E+00	1.0E+06	0.0E+00
535	0	7.56E-04	0.0E+00	1.05E-03	0.00E+00	0.08	1.57E-01	0.00E+00	1.0E+06	0.0E+00
536	0	7.56E-04	0.0E+00	1.05E-03	0.00E+00	0.08	1.57E-01	0.00E+00	1.0E+06	0.0E+00
537	0	7.56E-04	0.0E+00	1.05E-03	0.00E+00	0.08	1.57E-01	0.00E+00	1.0E+06	0.0E+00
538	0	7.56E-04	0.0E+00	1.05E-03	0.00E+00	0.08	1.57E-01	0.00E+00	1.0E+06	0.0E+00
539	0	7.56E-04	0.0E+00	1.05E-03	0.00E+00	0.08	1.57E-01	0.00E+00	1.0E+06	0.0E+00
540	0	7.56E-04	0.0E+00	1.05E-03	0.00E+00	0.08	1.57E-01	0.00E+00	1.0E+06	0.0E+00
541	0	7.56E-04	0.0E+00	1.05E-03	0.00E+00	0.08	1.57E-01	0.00E+00	1.0E+06	0.0E+00
542	0	7.56E-04	0.0E+00	1.05E-03	0.00E+00	0.08	1.57E-01	0.00E+00	1.0E+06	0.0E+00
543	0	7.56E-04	0.0E+00	1.05E-03	0.00E+00	0.08	1.57E-01	0.00E+00	1.0E+06	0.0E+00
544	0	7.56E-04	0.0E+00	1.05E-03	0.00E+00	0.08	1.57E-01	0.00E+00	1.0E+06	0.0E+00
545	0	7.56E-04	0.0E+00	1.05E-03	0.00E+00	0.08	1.57E-01	0.00E+00	1.0E+06	0.0E+00
546	0	7.56E-04	0.0E+00	1.05E-03	0.00E+00	0.08	1.57E-01	0.00E+00	1.0E+06	0.0E+00

Ventura Ranch
P2 (on) - Grading

					Cancer Risk from Birth to 2 years					
Receptor #	Conc	g/sec	Cair	Dose Constant	Dose	ED	Risk Constant	Risk	Constant 2	Risk/ Million
547	0	7.56E-04	0.0E+00	1.05E-03	0.00E+00	0.08	1.57E-01	0.00E+00	1.0E+06	0.0E+00
548	0	7.56E-04	0.0E+00	1.05E-03	0.00E+00	0.08	1.57E-01	0.00E+00	1.0E+06	0.0E+00
549	0	7.56E-04	0.0E+00	1.05E-03	0.00E+00	0.08	1.57E-01	0.00E+00	1.0E+06	0.0E+00
550	0	7.56E-04	0.0E+00	1.05E-03	0.00E+00	0.08	1.57E-01	0.00E+00	1.0E+06	0.0E+00
551	0	7.56E-04	0.0E+00	1.05E-03	0.00E+00	0.08	1.57E-01	0.00E+00	1.0E+06	0.0E+00
552	0	7.56E-04	0.0E+00	1.05E-03	0.00E+00	0.08	1.57E-01	0.00E+00	1.0E+06	0.0E+00
553	0	7.56E-04	0.0E+00	1.05E-03	0.00E+00	0.08	1.57E-01	0.00E+00	1.0E+06	0.0E+00
554	0	7.56E-04	0.0E+00	1.05E-03	0.00E+00	0.08	1.57E-01	0.00E+00	1.0E+06	0.0E+00
555	0	7.56E-04	0.0E+00	1.05E-03	0.00E+00	0.08	1.57E-01	0.00E+00	1.0E+06	0.0E+00
556	0	7.56E-04	0.0E+00	1.05E-03	0.00E+00	0.08	1.57E-01	0.00E+00	1.0E+06	0.0E+00
557	0	7.56E-04	0.0E+00	1.05E-03	0.00E+00	0.08	1.57E-01	0.00E+00	1.0E+06	0.0E+00
558	0	7.56E-04	0.0E+00	1.05E-03	0.00E+00	0.08	1.57E-01	0.00E+00	1.0E+06	0.0E+00
559	0	7.56E-04	0.0E+00	1.05E-03	0.00E+00	0.08	1.57E-01	0.00E+00	1.0E+06	0.0E+00
560	0	7.56E-04	0.0E+00	1.05E-03	0.00E+00	0.08	1.57E-01	0.00E+00	1.0E+06	0.0E+00

Ventura Ranch
P2 (on) - Grading

Max Cancer Risk Cancer Risk	
Receptor #	**Total Risk/ Million**
361	5.1E-02
362	6.7E-02
363	9.2E-02
364	1.3E-01
365	5.0E-02
366	6.8E-02
367	9.4E-02
368	1.4E-01
369	2.0E-01
370	2.7E-01
371	5.0E-02
372	6.7E-02
373	9.5E-02
374	1.4E-01
375	2.1E-01
376	4.8E-02
377	6.5E-02
378	9.3E-02
379	1.4E-01
380	2.2E-01
381	4.6E-02
382	6.2E-02
383	8.8E-02
384	1.4E-01
385	2.1E-01
386	4.4E-02
387	5.7E-02
388	8.1E-02
389	1.3E-01
390	2.0E-01
391	4.0E-02

Max	**Receptor #**	
0.378	432	Res

Chronic Non Cancer Risk	
REL	**HI Offroad**
5	7.49E-04
5	9.99E-04
5	1.37E-03
5	1.90E-03
5	7.44E-04
5	1.00E-03
5	1.40E-03
5	2.00E-03
5	2.92E-03
5	4.04E-03
5	7.33E-04
5	9.92E-04
5	1.40E-03
5	2.07E-03
5	3.12E-03
5	7.13E-04
5	9.63E-04
5	1.38E-03
5	2.08E-03
5	3.21E-03
5	6.83E-04
5	9.12E-04
5	1.31E-03
5	2.02E-03
5	3.17E-03
5	6.45E-04
5	8.45E-04
5	1.20E-03
5	1.89E-03
5	2.96E-03
5	5.95E-04

Max	**Receptor #**	
5.599E-03	432	Res

Ventura Ranch
P2 (on) - Grading

Max Cancer Risk Cancer Risk		*Chronic Non Cancer Risk*	
Receptor #	Total Risk/ Million	REL	HI Offroad
392	5.2E-02	5	7.65E-04
393	7.1E-02	5	1.06E-03
394	1.1E-01	5	1.64E-03
395	3.6E-02	5	5.31E-04
396	4.5E-02	5	6.71E-04
397	6.0E-02	5	8.95E-04
398	8.7E-02	5	1.29E-03
399	3.1E-02	5	4.56E-04
400	3.8E-02	5	5.61E-04
401	4.8E-02	5	7.15E-04
402	6.5E-02	5	9.57E-04
403	8.9E-02	5	1.31E-03
404	2.6E-02	5	3.82E-04
405	3.1E-02	5	4.56E-04
406	3.7E-02	5	5.55E-04
407	4.7E-02	5	7.02E-04
408	6.4E-02	5	9.53E-04
409	9.8E-02	5	1.45E-03
410	1.5E-01	5	2.19E-03
411	2.0E-01	5	3.03E-03
412	2.5E-02	5	3.71E-04
413	3.0E-02	5	4.40E-04
414	3.6E-02	5	5.38E-04
415	4.7E-02	5	6.92E-04
416	6.4E-02	5	9.46E-04
417	9.0E-02	5	1.33E-03
418	1.2E-01	5	1.85E-03
419	1.7E-01	5	2.52E-03
420	2.3E-01	5	3.36E-03
421	2.1E-02	5	3.04E-04
422	2.4E-02	5	3.57E-04

Ventura Ranch
P2 (on) - Grading

Max Cancer Risk Cancer Risk		*Chronic Non Cancer Risk*	
Receptor #	Total Risk/ Million	REL	HI Offroad
423	2.9E-02	5	4.28E-04
424	3.6E-02	5	5.30E-04
425	4.6E-02	5	6.83E-04
426	6.1E-02	5	9.04E-04
427	8.2E-02	5	1.21E-03
428	1.1E-01	5	1.63E-03
429	1.5E-01	5	2.22E-03
430	2.1E-01	5	3.07E-03
431	2.9E-01	5	4.31E-03
432	3.8E-01	5	5.60E-03
433	2.0E-02	5	2.96E-04
434	2.4E-02	5	3.50E-04
435	2.9E-02	5	4.23E-04
436	3.6E-02	5	5.27E-04
437	4.5E-02	5	6.70E-04
438	5.9E-02	5	8.71E-04
439	7.8E-02	5	1.16E-03
440	1.1E-01	5	1.58E-03
441	1.5E-01	5	2.27E-03
442	2.2E-01	5	3.33E-03
443	1.7E-02	5	2.50E-04
444	2.0E-02	5	2.92E-04
445	2.3E-02	5	3.48E-04
446	2.9E-02	5	4.23E-04
447	3.5E-02	5	5.26E-04
448	4.5E-02	5	6.68E-04
449	5.9E-02	5	8.74E-04
450	8.1E-02	5	1.20E-03
451	1.2E-01	5	1.78E-03
452	1.8E-01	5	2.74E-03
453	1.4E-02	5	2.11E-04

Ventura Ranch
P2 (on) - Grading

Max Cancer Risk Cancer Risk		*Chronic Non Cancer Risk*	
Receptor #	Total Risk/ Million	REL	HI Offroad
454	1.7E-02	5	2.45E-04
455	2.0E-02	5	2.90E-04
456	2.4E-02	5	3.48E-04
457	2.9E-02	5	4.26E-04
458	3.6E-02	5	5.32E-04
459	4.6E-02	5	6.86E-04
460	6.3E-02	5	9.33E-04
461	9.5E-02	5	1.40E-03
462	1.5E-01	5	2.21E-03
463	2.9E-02	5	4.29E-04
464	3.7E-02	5	5.44E-04
465	4.9E-02	5	7.24E-04
466	7.1E-02	5	1.05E-03
467	1.0E-01	5	1.53E-03
468	0.0E+00	5	0.00E+00
469	0.0E+00	5	0.00E+00
470	0.0E+00	5	0.00E+00
471	0.0E+00	5	0.00E+00
472	0.0E+00	5	0.00E+00
473	0.0E+00	5	0.00E+00
474	0.0E+00	5	0.00E+00
475	0.0E+00	5	0.00E+00
476	0.0E+00	5	0.00E+00
477	0.0E+00	5	0.00E+00
478	0.0E+00	5	0.00E+00
479	0.0E+00	5	0.00E+00
480	0.0E+00	5	0.00E+00
481	0.0E+00	5	0.00E+00
482	0.0E+00	5	0.00E+00
483	0.0E+00	5	0.00E+00
484	0.0E+00	5	0.00E+00

Ventura Ranch
P2 (on) - Grading

Max Cancer Risk Cancer Risk		*Chronic Non Cancer Risk*	
Receptor #	Total Risk/ Million	REL	HI Offroad
485	0.0E+00	5	0.00E+00
486	0.0E+00	5	0.00E+00
487	0.0E+00	5	0.00E+00
488	0.0E+00	5	0.00E+00
489	0.0E+00	5	0.00E+00
490	0.0E+00	5	0.00E+00
491	0.0E+00	5	0.00E+00
492	0.0E+00	5	0.00E+00
493	0.0E+00	5	0.00E+00
494	0.0E+00	5	0.00E+00
495	0.0E+00	5	0.00E+00
496	0.0E+00	5	0.00E+00
497	0.0E+00	5	0.00E+00
498	0.0E+00	5	0.00E+00
499	0.0E+00	5	0.00E+00
500	0.0E+00	5	0.00E+00
501	0.0E+00	5	0.00E+00
502	0.0E+00	5	0.00E+00
503	0.0E+00	5	0.00E+00
504	0.0E+00	5	0.00E+00
505	0.0E+00	5	0.00E+00
506	0.0E+00	5	0.00E+00
507	0.0E+00	5	0.00E+00
508	0.0E+00	5	0.00E+00
509	0.0E+00	5	0.00E+00
510	0.0E+00	5	0.00E+00
511	0.0E+00	5	0.00E+00
512	0.0E+00	5	0.00E+00
513	0.0E+00	5	0.00E+00
514	0.0E+00	5	0.00E+00
515	0.0E+00	5	0.00E+00

Ventura Ranch
P2 (on) - Grading

Max Cancer Risk Cancer Risk		*Chronic Non Cancer Risk*	
Receptor #	Total Risk/ Million	REL	HI Offroad
516	0.0E+00	5	0.00E+00
517	0.0E+00	5	0.00E+00
518	0.0E+00	5	0.00E+00
519	0.0E+00	5	0.00E+00
520	0.0E+00	5	0.00E+00
521	0.0E+00	5	0.00E+00
522	0.0E+00	5	0.00E+00
523	0.0E+00	5	0.00E+00
524	0.0E+00	5	0.00E+00
525	0.0E+00	5	0.00E+00
526	0.0E+00	5	0.00E+00
527	0.0E+00	5	0.00E+00
528	0.0E+00	5	0.00E+00
529	0.0E+00	5	0.00E+00
530	0.0E+00	5	0.00E+00
531	0.0E+00	5	0.00E+00
532	0.0E+00	5	0.00E+00
533	0.0E+00	5	0.00E+00
534	0.0E+00	5	0.00E+00
535	0.0E+00	5	0.00E+00
536	0.0E+00	5	0.00E+00
537	0.0E+00	5	0.00E+00
538	0.0E+00	5	0.00E+00
539	0.0E+00	5	0.00E+00
540	0.0E+00	5	0.00E+00
541	0.0E+00	5	0.00E+00
542	0.0E+00	5	0.00E+00
543	0.0E+00	5	0.00E+00
544	0.0E+00	5	0.00E+00
545	0.0E+00	5	0.00E+00
546	0.0E+00	5	0.00E+00

Ventura Ranch
P2 (on) - Grading

Max Cancer Risk Cancer Risk		*Chronic Non Cancer Risk*	
Receptor #	**Total Risk/ Million**	**REL**	**HI Offroad**
547	0.0E+00	5	0.00E+00
548	0.0E+00	5	0.00E+00
549	0.0E+00	5	0.00E+00
550	0.0E+00	5	0.00E+00
551	0.0E+00	5	0.00E+00
552	0.0E+00	5	0.00E+00
553	0.0E+00	5	0.00E+00
554	0.0E+00	5	0.00E+00
555	0.0E+00	5	0.00E+00
556	0.0E+00	5	0.00E+00
557	0.0E+00	5	0.00E+00
558	0.0E+00	5	0.00E+00
559	0.0E+00	5	0.00E+00
560	0.0E+00	5	0.00E+00

Ventura Ranch

P2 (on) - Grading Haul or Vendor Risk

		Cancer Risk from Birth to 2 years								
Receptor #	Conc	g/sec	Cair	Dose Constant	Dose	ED	Risk Constant	Risk	Constant 2	Risk/ Million
361	0.27315	1.47E-05	4.0E-06	1.05E-03	4.18E-09	0.08	1.57E-01	5.41E-11	1.0E+06	5.4E-05
362	0.25932	1.47E-05	3.8E-06	1.05E-03	3.97E-09	0.08	1.57E-01	5.13E-11	1.0E+06	5.1E-05
363	0.24831	1.47E-05	3.6E-06	1.05E-03	3.80E-09	0.08	1.57E-01	4.91E-11	1.0E+06	4.9E-05
364	0.23859	1.47E-05	3.5E-06	1.05E-03	3.66E-09	0.08	1.57E-01	4.72E-11	1.0E+06	4.7E-05
365	0.22897	1.47E-05	3.4E-06	1.05E-03	3.51E-09	0.08	1.57E-01	4.53E-11	1.0E+06	4.5E-05
366	0.21609	1.47E-05	3.2E-06	1.05E-03	3.31E-09	0.08	1.57E-01	4.28E-11	1.0E+06	4.3E-05
367	0.20281	1.47E-05	3.0E-06	1.05E-03	3.11E-09	0.08	1.57E-01	4.01E-11	1.0E+06	4.0E-05
368	0.19034	1.47E-05	2.8E-06	1.05E-03	2.92E-09	0.08	1.57E-01	3.77E-11	1.0E+06	3.8E-05
369	0.17571	1.47E-05	2.6E-06	1.05E-03	2.69E-09	0.08	1.57E-01	3.48E-11	1.0E+06	3.5E-05
370	0.16101	1.47E-05	2.4E-06	1.05E-03	2.47E-09	0.08	1.57E-01	3.19E-11	1.0E+06	3.2E-05
371	0.14724	1.47E-05	2.2E-06	1.05E-03	2.26E-09	0.08	1.57E-01	2.91E-11	1.0E+06	2.9E-05
372	0.13459	1.47E-05	2.0E-06	1.05E-03	2.06E-09	0.08	1.57E-01	2.66E-11	1.0E+06	2.7E-05
373	0.1224	1.47E-05	1.8E-06	1.05E-03	1.88E-09	0.08	1.57E-01	2.42E-11	1.0E+06	2.4E-05
374	0.1112	1.47E-05	1.6E-06	1.05E-03	1.70E-09	0.08	1.57E-01	2.20E-11	1.0E+06	2.2E-05
375	0.10302	1.47E-05	1.5E-06	1.05E-03	1.58E-09	0.08	1.57E-01	2.04E-11	1.0E+06	2.0E-05
376	0.09592	1.47E-05	1.4E-06	1.05E-03	1.47E-09	0.08	1.57E-01	1.90E-11	1.0E+06	1.9E-05
377	0.08104	1.47E-05	1.2E-06	1.05E-03	1.24E-09	0.08	1.57E-01	1.60E-11	1.0E+06	1.6E-05
378	0.07653	1.47E-05	1.1E-06	1.05E-03	1.17E-09	0.08	1.57E-01	1.51E-11	1.0E+06	1.5E-05
379	0.0675	1.47E-05	9.9E-07	1.05E-03	1.03E-09	0.08	1.57E-01	1.34E-11	1.0E+06	1.3E-05
380	0.06248	1.47E-05	9.2E-07	1.05E-03	9.57E-10	0.08	1.57E-01	1.24E-11	1.0E+06	1.2E-05
381	0.05649	1.47E-05	8.3E-07	1.05E-03	8.65E-10	0.08	1.57E-01	1.12E-11	1.0E+06	1.1E-05
382	0.20923	1.47E-05	3.1E-06	1.05E-03	3.21E-09	0.08	1.57E-01	4.14E-11	1.0E+06	4.1E-05
383	0.19546	1.47E-05	2.9E-06	1.05E-03	2.99E-09	0.08	1.57E-01	3.87E-11	1.0E+06	3.9E-05
384	0.18164	1.47E-05	2.7E-06	1.05E-03	2.78E-09	0.08	1.57E-01	3.59E-11	1.0E+06	3.6E-05
385	0.16816	1.47E-05	2.5E-06	1.05E-03	2.58E-09	0.08	1.57E-01	3.33E-11	1.0E+06	3.3E-05
386	0.15452	1.47E-05	2.3E-06	1.05E-03	2.37E-09	0.08	1.57E-01	3.06E-11	1.0E+06	3.1E-05
387	0.13999	1.47E-05	2.1E-06	1.05E-03	2.14E-09	0.08	1.57E-01	2.77E-11	1.0E+06	2.8E-05
388	0.12585	1.47E-05	1.8E-06	1.05E-03	1.93E-09	0.08	1.57E-01	2.49E-11	1.0E+06	2.5E-05
389	0.11535	1.47E-05	1.7E-06	1.05E-03	1.77E-09	0.08	1.57E-01	2.28E-11	1.0E+06	2.3E-05
390	0.10967	1.47E-05	1.6E-06	1.05E-03	1.68E-09	0.08	1.57E-01	2.17E-11	1.0E+06	2.2E-05
391	0.09173	1.47E-05	1.3E-06	1.05E-03	1.41E-09	0.08	1.57E-01	1.82E-11	1.0E+06	1.8E-05

Ventura Ranch

P2 (on) - Grading Haul or Vendor Risk

		Cancer Risk from Birth to 2 years								
Receptor #	Conc	g/sec	Cair	Dose Constant	Dose	ED	Risk Constant	Risk	Constant 2	Risk/ Million
392	0.07026	1.47E-05	1.0E-06	1.05E-03	1.08E-09	0.08	1.57E-01	1.39E-11	1.0E+06	1.4E-05
393	0.06847	1.47E-05	1.0E-06	1.05E-03	1.05E-09	0.08	1.57E-01	1.35E-11	1.0E+06	1.4E-05
394	0.0699	1.47E-05	1.0E-06	1.05E-03	1.07E-09	0.08	1.57E-01	1.38E-11	1.0E+06	1.4E-05
395	0.13203	1.47E-05	1.9E-06	1.05E-03	2.02E-09	0.08	1.57E-01	2.61E-11	1.0E+06	2.6E-05
396	0.11424	1.47E-05	1.7E-06	1.05E-03	1.75E-09	0.08	1.57E-01	2.26E-11	1.0E+06	2.3E-05
397	0.59905	1.47E-05	8.8E-06	1.05E-03	9.18E-09	0.08	1.57E-01	1.19E-10	1.0E+06	1.2E-04
398	0.52159	1.47E-05	7.6E-06	1.05E-03	7.99E-09	0.08	1.57E-01	1.03E-10	1.0E+06	1.0E-04
399	0.45967	1.47E-05	6.7E-06	1.05E-03	7.04E-09	0.08	1.57E-01	9.10E-11	1.0E+06	9.1E-05
400	0.41289	1.47E-05	6.1E-06	1.05E-03	6.33E-09	0.08	1.57E-01	8.17E-11	1.0E+06	8.2E-05
401	0.66058	1.47E-05	9.7E-06	1.05E-03	1.01E-08	0.08	1.57E-01	1.31E-10	1.0E+06	1.3E-04
402	0.57043	1.47E-05	8.4E-06	1.05E-03	8.74E-09	0.08	1.57E-01	1.13E-10	1.0E+06	1.1E-04
403	0.49903	1.47E-05	7.3E-06	1.05E-03	7.65E-09	0.08	1.57E-01	9.88E-11	1.0E+06	9.9E-05
404	0.44544	1.47E-05	6.5E-06	1.05E-03	6.82E-09	0.08	1.57E-01	8.81E-11	1.0E+06	8.8E-05
405	0.406	1.47E-05	6.0E-06	1.05E-03	6.22E-09	0.08	1.57E-01	8.03E-11	1.0E+06	8.0E-05
406	0.22884	1.47E-05	3.4E-06	1.05E-03	3.51E-09	0.08	1.57E-01	4.53E-11	1.0E+06	4.5E-05
407	0.21212	1.47E-05	3.1E-06	1.05E-03	3.25E-09	0.08	1.57E-01	4.20E-11	1.0E+06	4.2E-05
408	0.62767	1.47E-05	9.2E-06	1.05E-03	9.62E-09	0.08	1.57E-01	1.24E-10	1.0E+06	1.2E-04
409	0.54418	1.47E-05	8.0E-06	1.05E-03	8.34E-09	0.08	1.57E-01	1.08E-10	1.0E+06	1.1E-04
410	0.48257	1.47E-05	7.1E-06	1.05E-03	7.39E-09	0.08	1.57E-01	9.55E-11	1.0E+06	9.5E-05
411	0.43873	1.47E-05	6.4E-06	1.05E-03	6.72E-09	0.08	1.57E-01	8.68E-11	1.0E+06	8.7E-05
412	0.24121	1.47E-05	3.5E-06	1.05E-03	3.70E-09	0.08	1.57E-01	4.77E-11	1.0E+06	4.8E-05
413	0.22198	1.47E-05	3.3E-06	1.05E-03	3.40E-09	0.08	1.57E-01	4.39E-11	1.0E+06	4.4E-05
414	0.20776	1.47E-05	3.0E-06	1.05E-03	3.18E-09	0.08	1.57E-01	4.11E-11	1.0E+06	4.1E-05
415	0.59869	1.47E-05	8.8E-06	1.05E-03	9.17E-09	0.08	1.57E-01	1.18E-10	1.0E+06	1.2E-04
416	0.52756	1.47E-05	7.7E-06	1.05E-03	8.08E-09	0.08	1.57E-01	1.04E-10	1.0E+06	1.0E-04
417	0.47756	1.47E-05	7.0E-06	1.05E-03	7.32E-09	0.08	1.57E-01	9.45E-11	1.0E+06	9.5E-05
418	0.4413	1.47E-05	6.5E-06	1.05E-03	6.76E-09	0.08	1.57E-01	8.73E-11	1.0E+06	8.7E-05
419	0.25411	1.47E-05	3.7E-06	1.05E-03	3.89E-09	0.08	1.57E-01	5.03E-11	1.0E+06	5.0E-05
420	0.2347	1.47E-05	3.4E-06	1.05E-03	3.60E-09	0.08	1.57E-01	4.64E-11	1.0E+06	4.6E-05
421	0.21828	1.47E-05	3.2E-06	1.05E-03	3.34E-09	0.08	1.57E-01	4.32E-11	1.0E+06	4.3E-05
422	0.26761	1.47E-05	3.9E-06	1.05E-03	4.10E-09	0.08	1.57E-01	5.30E-11	1.0E+06	5.3E-05

Ventura Ranch

P2 (on) - Grading Haul or Vendor Risk

		Cancer Risk from Birth to 2 years								
Receptor #	Conc	g/sec	Cair	Dose Constant	Dose	ED	Risk Constant	Risk	Constant 2	Risk/ Million
423	0.24748	1.47E-05	3.6E-06	1.05E-03	3.79E-09	0.08	1.57E-01	4.90E-11	1.0E+06	4.9E-05
424	0.22779	1.47E-05	3.3E-06	1.05E-03	3.49E-09	0.08	1.57E-01	4.51E-11	1.0E+06	4.5E-05
425	0.26071	1.47E-05	3.8E-06	1.05E-03	3.99E-09	0.08	1.57E-01	5.16E-11	1.0E+06	5.2E-05
426	1.01211	1.47E-05	1.5E-05	1.05E-03	1.55E-08	0.08	1.57E-01	2.00E-10	1.0E+06	2.0E-04
427	0.8335	1.47E-05	1.2E-05	1.05E-03	1.28E-08	0.08	1.57E-01	1.65E-10	1.0E+06	1.6E-04
428	0.12834	1.47E-05	1.9E-06	1.05E-03	1.97E-09	0.08	1.57E-01	2.54E-11	1.0E+06	2.5E-05
429	0.10493	1.47E-05	1.5E-06	1.05E-03	1.61E-09	0.08	1.57E-01	2.08E-11	1.0E+06	2.1E-05
430	0.09134	1.47E-05	1.3E-06	1.05E-03	1.40E-09	0.08	1.57E-01	1.81E-11	1.0E+06	1.8E-05
431	0.0831	1.47E-05	1.2E-06	1.05E-03	1.27E-09	0.08	1.57E-01	1.64E-11	1.0E+06	1.6E-05
432	1.18101	1.47E-05	1.7E-05	1.05E-03	1.81E-08	0.08	1.57E-01	2.34E-10	1.0E+06	2.3E-04
433	0.95471	1.47E-05	1.4E-05	1.05E-03	1.46E-08	0.08	1.57E-01	1.89E-10	1.0E+06	1.9E-04
434	0.16012	1.47E-05	2.3E-06	1.05E-03	2.45E-09	0.08	1.57E-01	3.17E-11	1.0E+06	3.2E-05
435	0.13616	1.47E-05	2.0E-06	1.05E-03	2.09E-09	0.08	1.57E-01	2.69E-11	1.0E+06	2.7E-05
436	0.11261	1.47E-05	1.7E-06	1.05E-03	1.73E-09	0.08	1.57E-01	2.23E-11	1.0E+06	2.2E-05
437	0.09787	1.47E-05	1.4E-06	1.05E-03	1.50E-09	0.08	1.57E-01	1.94E-11	1.0E+06	1.9E-05
438	0.09175	1.47E-05	1.3E-06	1.05E-03	1.41E-09	0.08	1.57E-01	1.82E-11	1.0E+06	1.8E-05
439	1.41082	1.47E-05	2.1E-05	1.05E-03	2.16E-08	0.08	1.57E-01	2.79E-10	1.0E+06	2.8E-04
440	1.11586	1.47E-05	1.6E-05	1.05E-03	1.71E-08	0.08	1.57E-01	2.21E-10	1.0E+06	2.2E-04
441	0.16124	1.47E-05	2.4E-06	1.05E-03	2.47E-09	0.08	1.57E-01	3.19E-11	1.0E+06	3.2E-05
442	0.14458	1.47E-05	2.1E-06	1.05E-03	2.22E-09	0.08	1.57E-01	2.86E-11	1.0E+06	2.9E-05
443	0.13346	1.47E-05	2.0E-06	1.05E-03	2.04E-09	0.08	1.57E-01	2.64E-11	1.0E+06	2.6E-05
444	0.12969	1.47E-05	1.9E-06	1.05E-03	1.99E-09	0.08	1.57E-01	2.57E-11	1.0E+06	2.6E-05
445	0.11177	1.47E-05	1.6E-06	1.05E-03	1.71E-09	0.08	1.57E-01	2.21E-11	1.0E+06	2.2E-05
446	1.73854	1.47E-05	2.5E-05	1.05E-03	2.66E-08	0.08	1.57E-01	3.44E-10	1.0E+06	3.4E-04
447	1.29237	1.47E-05	1.9E-05	1.05E-03	1.98E-08	0.08	1.57E-01	2.56E-10	1.0E+06	2.6E-04
448	0.15899	1.47E-05	2.3E-06	1.05E-03	2.44E-09	0.08	1.57E-01	3.15E-11	1.0E+06	3.1E-05
449	15.57642	1.47E-05	2.3E-04	1.05E-03	2.39E-07	0.08	1.57E-01	3.08E-09	1.0E+06	3.1E-03
450	11.44535	1.47E-05	1.7E-04	1.05E-03	1.75E-07	0.08	1.57E-01	2.26E-09	1.0E+06	2.3E-03
451	18.20645	1.47E-05	2.7E-04	1.05E-03	2.79E-07	0.08	1.57E-01	3.60E-09	1.0E+06	3.6E-03
452	11.18143	1.47E-05	1.6E-04	1.05E-03	1.71E-07	0.08	1.57E-01	2.21E-09	1.0E+06	2.2E-03
453	20.95114	1.47E-05	3.1E-04	1.05E-03	3.21E-07	0.08	1.57E-01	4.15E-09	1.0E+06	4.1E-03

Ventura Ranch

P2 (on) - Grading Haul or Vendor Risk

		Cancer Risk from Birth to 2 years								
Receptor #	Conc	g/sec	Cair	Dose Constant	Dose	ED	Risk Constant	Risk	Constant 2	Risk/ Million
454	13.01504	1.47E-05	1.9E-04	1.05E-03	1.99E-07	0.08	1.57E-01	2.58E-09	1.0E+06	2.6E-03
455	9.07432	1.47E-05	1.3E-04	1.05E-03	1.39E-07	0.08	1.57E-01	1.80E-09	1.0E+06	1.8E-03
456	6.64905	1.47E-05	9.7E-05	1.05E-03	1.02E-07	0.08	1.57E-01	1.32E-09	1.0E+06	1.3E-03
457	4.99337	1.47E-05	7.3E-05	1.05E-03	7.65E-08	0.08	1.57E-01	9.88E-10	1.0E+06	9.9E-04
458	3.88847	1.47E-05	5.7E-05	1.05E-03	5.96E-08	0.08	1.57E-01	7.69E-10	1.0E+06	7.7E-04
459	13.73986	1.47E-05	2.0E-04	1.05E-03	2.11E-07	0.08	1.57E-01	2.72E-09	1.0E+06	2.7E-03
460	9.8886	1.47E-05	1.4E-04	1.05E-03	1.52E-07	0.08	1.57E-01	1.96E-09	1.0E+06	2.0E-03
461	7.48414	1.47E-05	1.1E-04	1.05E-03	1.15E-07	0.08	1.57E-01	1.48E-09	1.0E+06	1.5E-03
462	5.78575	1.47E-05	8.5E-05	1.05E-03	8.86E-08	0.08	1.57E-01	1.14E-09	1.0E+06	1.1E-03
463	4.54733	1.47E-05	6.7E-05	1.05E-03	6.97E-08	0.08	1.57E-01	9.00E-10	1.0E+06	9.0E-04
464	3.59595	1.47E-05	5.3E-05	1.05E-03	5.51E-08	0.08	1.57E-01	7.12E-10	1.0E+06	7.1E-04
465	2.88391	1.47E-05	4.2E-05	1.05E-03	4.42E-08	0.08	1.57E-01	5.71E-10	1.0E+06	5.7E-04
466	2.36163	1.47E-05	3.5E-05	1.05E-03	3.62E-08	0.08	1.57E-01	4.67E-10	1.0E+06	4.7E-04
467	1.97939	1.47E-05	2.9E-05	1.05E-03	3.03E-08	0.08	1.57E-01	3.92E-10	1.0E+06	3.9E-04
468	1.68254	1.47E-05	2.5E-05	1.05E-03	2.58E-08	0.08	1.57E-01	3.33E-10	1.0E+06	3.3E-04
469	10.18663	1.47E-05	1.5E-04	1.05E-03	1.56E-07	0.08	1.57E-01	2.02E-09	1.0E+06	2.0E-03
470	7.89632	1.47E-05	1.2E-04	1.05E-03	1.21E-07	0.08	1.57E-01	1.56E-09	1.0E+06	1.6E-03
471	6.24097	1.47E-05	9.1E-05	1.05E-03	9.56E-08	0.08	1.57E-01	1.23E-09	1.0E+06	1.2E-03
472	4.87072	1.47E-05	7.1E-05	1.05E-03	7.46E-08	0.08	1.57E-01	9.64E-10	1.0E+06	9.6E-04
473	3.98433	1.47E-05	5.8E-05	1.05E-03	6.10E-08	0.08	1.57E-01	7.88E-10	1.0E+06	7.9E-04
474	3.32243	1.47E-05	4.9E-05	1.05E-03	5.09E-08	0.08	1.57E-01	6.57E-10	1.0E+06	6.6E-04
475	2.73196	1.47E-05	4.0E-05	1.05E-03	4.19E-08	0.08	1.57E-01	5.41E-10	1.0E+06	5.4E-04
476	2.28217	1.47E-05	3.3E-05	1.05E-03	3.50E-08	0.08	1.57E-01	4.52E-10	1.0E+06	4.5E-04
477	1.93216	1.47E-05	2.8E-05	1.05E-03	2.96E-08	0.08	1.57E-01	3.82E-10	1.0E+06	3.8E-04
478	1.64379	1.47E-05	2.4E-05	1.05E-03	2.52E-08	0.08	1.57E-01	3.25E-10	1.0E+06	3.3E-04
479	1.40249	1.47E-05	2.1E-05	1.05E-03	2.15E-08	0.08	1.57E-01	2.78E-10	1.0E+06	2.8E-04
480	1.20465	1.47E-05	1.8E-05	1.05E-03	1.85E-08	0.08	1.57E-01	2.38E-10	1.0E+06	2.4E-04
481	1.04736	1.47E-05	1.5E-05	1.05E-03	1.60E-08	0.08	1.57E-01	2.07E-10	1.0E+06	2.1E-04
482	0.90873	1.47E-05	1.3E-05	1.05E-03	1.39E-08	0.08	1.57E-01	1.80E-10	1.0E+06	1.8E-04
483	8.06251	1.47E-05	1.2E-04	1.05E-03	1.24E-07	0.08	1.57E-01	1.60E-09	1.0E+06	1.6E-03
484	6.51863	1.47E-05	9.6E-05	1.05E-03	9.99E-08	0.08	1.57E-01	1.29E-09	1.0E+06	1.3E-03

Ventura Ranch

P2 (on) - Grading Haul or Vendor Risk

		Cancer Risk from Birth to 2 years								
Receptor #	Conc	g/sec	Cair	Dose Constant	Dose	ED	Risk Constant	Risk	Constant 2	Risk/ Million
485	5.30279	1.47E-05	7.8E-05	1.05E-03	8.12E-08	0.08	1.57E-01	1.05E-09	1.0E+06	1.0E-03
486	4.14953	1.47E-05	6.1E-05	1.05E-03	6.36E-08	0.08	1.57E-01	8.21E-10	1.0E+06	8.2E-04
487	3.52466	1.47E-05	5.2E-05	1.05E-03	5.40E-08	0.08	1.57E-01	6.97E-10	1.0E+06	7.0E-04
488	3.00801	1.47E-05	4.4E-05	1.05E-03	4.61E-08	0.08	1.57E-01	5.95E-10	1.0E+06	6.0E-04
489	2.42478	1.47E-05	3.6E-05	1.05E-03	3.72E-08	0.08	1.57E-01	4.80E-10	1.0E+06	4.8E-04
490	2.08531	1.47E-05	3.1E-05	1.05E-03	3.19E-08	0.08	1.57E-01	4.13E-10	1.0E+06	4.1E-04
491	1.82868	1.47E-05	2.7E-05	1.05E-03	2.80E-08	0.08	1.57E-01	3.62E-10	1.0E+06	3.6E-04
492	1.5757	1.47E-05	2.3E-05	1.05E-03	2.41E-08	0.08	1.57E-01	3.12E-10	1.0E+06	3.1E-04
493	1.37384	1.47E-05	2.0E-05	1.05E-03	2.10E-08	0.08	1.57E-01	2.72E-10	1.0E+06	2.7E-04
494	1.21308	1.47E-05	1.8E-05	1.05E-03	1.86E-08	0.08	1.57E-01	2.40E-10	1.0E+06	2.4E-04
495	1.06348	1.47E-05	1.6E-05	1.05E-03	1.63E-08	0.08	1.57E-01	2.10E-10	1.0E+06	2.1E-04
496	0.93164	1.47E-05	1.4E-05	1.05E-03	1.43E-08	0.08	1.57E-01	1.84E-10	1.0E+06	1.8E-04
497	0.82157	1.47E-05	1.2E-05	1.05E-03	1.26E-08	0.08	1.57E-01	1.63E-10	1.0E+06	1.6E-04
498	0.71713	1.47E-05	1.1E-05	1.05E-03	1.10E-08	0.08	1.57E-01	1.42E-10	1.0E+06	1.4E-04
499	6.61237	1.47E-05	9.7E-05	1.05E-03	1.01E-07	0.08	1.57E-01	1.31E-09	1.0E+06	1.3E-03
500	5.52987	1.47E-05	8.1E-05	1.05E-03	8.47E-08	0.08	1.57E-01	1.09E-09	1.0E+06	1.1E-03
501	4.58597	1.47E-05	6.7E-05	1.05E-03	7.03E-08	0.08	1.57E-01	9.07E-10	1.0E+06	9.1E-04
502	3.61614	1.47E-05	5.3E-05	1.05E-03	5.54E-08	0.08	1.57E-01	7.16E-10	1.0E+06	7.2E-04
503	3.15758	1.47E-05	4.6E-05	1.05E-03	4.84E-08	0.08	1.57E-01	6.25E-10	1.0E+06	6.2E-04
504	2.71604	1.47E-05	4.0E-05	1.05E-03	4.16E-08	0.08	1.57E-01	5.37E-10	1.0E+06	5.4E-04
505	2.20625	1.47E-05	3.2E-05	1.05E-03	3.38E-08	0.08	1.57E-01	4.37E-10	1.0E+06	4.4E-04
506	1.93656	1.47E-05	2.8E-05	1.05E-03	2.97E-08	0.08	1.57E-01	3.83E-10	1.0E+06	3.8E-04
507	1.71451	1.47E-05	2.5E-05	1.05E-03	2.63E-08	0.08	1.57E-01	3.39E-10	1.0E+06	3.4E-04
508	1.46985	1.47E-05	2.2E-05	1.05E-03	2.25E-08	0.08	1.57E-01	2.91E-10	1.0E+06	2.9E-04
509	1.29854	1.47E-05	1.9E-05	1.05E-03	1.99E-08	0.08	1.57E-01	2.57E-10	1.0E+06	2.6E-04
510	1.17389	1.47E-05	1.7E-05	1.05E-03	1.80E-08	0.08	1.57E-01	2.32E-10	1.0E+06	2.3E-04
511	1.03333	1.47E-05	1.5E-05	1.05E-03	1.58E-08	0.08	1.57E-01	2.04E-10	1.0E+06	2.0E-04
512	0.90876	1.47E-05	1.3E-05	1.05E-03	1.39E-08	0.08	1.57E-01	1.80E-10	1.0E+06	1.8E-04
513	0.82556	1.47E-05	1.2E-05	1.05E-03	1.26E-08	0.08	1.57E-01	1.63E-10	1.0E+06	1.6E-04
514	0.73055	1.47E-05	1.1E-05	1.05E-03	1.12E-08	0.08	1.57E-01	1.45E-10	1.0E+06	1.4E-04
515	5.61883	1.47E-05	8.2E-05	1.05E-03	8.61E-08	0.08	1.57E-01	1.11E-09	1.0E+06	1.1E-03

Ventura Ranch

P2 (on) - Grading Haul or Vendor Risk

		Cancer Risk from Birth to 2 years								
Receptor #	Conc	g/sec	Cair	Dose Constant	Dose	ED	Risk Constant	Risk	Constant 2	Risk/ Million
516	4.79418	1.47E-05	7.0E-05	1.05E-03	7.35E-08	0.08	1.57E-01	9.49E-10	1.0E+06	9.5E-04
517	4.02371	1.47E-05	5.9E-05	1.05E-03	6.16E-08	0.08	1.57E-01	7.96E-10	1.0E+06	8.0E-04
518	3.19956	1.47E-05	4.7E-05	1.05E-03	4.90E-08	0.08	1.57E-01	6.33E-10	1.0E+06	6.3E-04
519	2.83648	1.47E-05	4.2E-05	1.05E-03	4.35E-08	0.08	1.57E-01	5.61E-10	1.0E+06	5.6E-04
520	2.46405	1.47E-05	3.6E-05	1.05E-03	3.78E-08	0.08	1.57E-01	4.88E-10	1.0E+06	4.9E-04
521	2.02437	1.47E-05	3.0E-05	1.05E-03	3.10E-08	0.08	1.57E-01	4.01E-10	1.0E+06	4.0E-04
522	1.79538	1.47E-05	2.6E-05	1.05E-03	2.75E-08	0.08	1.57E-01	3.55E-10	1.0E+06	3.6E-04
523	1.60527	1.47E-05	2.4E-05	1.05E-03	2.46E-08	0.08	1.57E-01	3.18E-10	1.0E+06	3.2E-04
524	1.38759	1.47E-05	2.0E-05	1.05E-03	2.13E-08	0.08	1.57E-01	2.75E-10	1.0E+06	2.7E-04
525	1.23382	1.47E-05	1.8E-05	1.05E-03	1.89E-08	0.08	1.57E-01	2.44E-10	1.0E+06	2.4E-04
526	1.12484	1.47E-05	1.6E-05	1.05E-03	1.72E-08	0.08	1.57E-01	2.23E-10	1.0E+06	2.2E-04
527	0.99751	1.47E-05	1.5E-05	1.05E-03	1.53E-08	0.08	1.57E-01	1.97E-10	1.0E+06	2.0E-04
528	0.87538	1.47E-05	1.3E-05	1.05E-03	1.34E-08	0.08	1.57E-01	1.73E-10	1.0E+06	1.7E-04
529	0.80333	1.47E-05	1.2E-05	1.05E-03	1.23E-08	0.08	1.57E-01	1.59E-10	1.0E+06	1.6E-04
530	0.71866	1.47E-05	1.1E-05	1.05E-03	1.10E-08	0.08	1.57E-01	1.42E-10	1.0E+06	1.4E-04
531	4.89369	1.47E-05	7.2E-05	1.05E-03	7.50E-08	0.08	1.57E-01	9.68E-10	1.0E+06	9.7E-04
532	4.23822	1.47E-05	6.2E-05	1.05E-03	6.49E-08	0.08	1.57E-01	8.39E-10	1.0E+06	8.4E-04
533	3.5815	1.47E-05	5.2E-05	1.05E-03	5.49E-08	0.08	1.57E-01	7.09E-10	1.0E+06	7.1E-04
534	2.8665	1.47E-05	4.2E-05	1.05E-03	4.39E-08	0.08	1.57E-01	5.67E-10	1.0E+06	5.7E-04
535	2.55401	1.47E-05	3.7E-05	1.05E-03	3.91E-08	0.08	1.57E-01	5.05E-10	1.0E+06	5.1E-04
536	2.2436	1.47E-05	3.3E-05	1.05E-03	3.44E-08	0.08	1.57E-01	4.44E-10	1.0E+06	4.4E-04
537	1.86418	1.47E-05	2.7E-05	1.05E-03	2.86E-08	0.08	1.57E-01	3.69E-10	1.0E+06	3.7E-04
538	1.66048	1.47E-05	2.4E-05	1.05E-03	2.54E-08	0.08	1.57E-01	3.29E-10	1.0E+06	3.3E-04
539	1.49454	1.47E-05	2.2E-05	1.05E-03	2.29E-08	0.08	1.57E-01	2.96E-10	1.0E+06	3.0E-04
540	1.30111	1.47E-05	1.9E-05	1.05E-03	1.99E-08	0.08	1.57E-01	2.57E-10	1.0E+06	2.6E-04
541	1.15995	1.47E-05	1.7E-05	1.05E-03	1.78E-08	0.08	1.57E-01	2.30E-10	1.0E+06	2.3E-04
542	1.06517	1.47E-05	1.6E-05	1.05E-03	1.63E-08	0.08	1.57E-01	2.11E-10	1.0E+06	2.1E-04
543	0.95092	1.47E-05	1.4E-05	1.05E-03	1.46E-08	0.08	1.57E-01	1.88E-10	1.0E+06	1.9E-04
544	0.8363	1.47E-05	1.2E-05	1.05E-03	1.28E-08	0.08	1.57E-01	1.65E-10	1.0E+06	1.7E-04
545	0.77225	1.47E-05	1.1E-05	1.05E-03	1.18E-08	0.08	1.57E-01	1.53E-10	1.0E+06	1.5E-04
546	0.69601	1.47E-05	1.0E-05	1.05E-03	1.07E-08	0.08	1.57E-01	1.38E-10	1.0E+06	1.4E-04

Ventura Ranch

P2 (on) - Grading Haul or Vendor Risk

		Cancer Risk from Birth to 2 years								
Receptor #	Conc	g/sec	Cair	Dose Constant	Dose	ED	Risk Constant	Risk	Constant 2	Risk/ Million
547	4.36778	1.47E-05	6.4E-05	1.05E-03	6.69E-08	0.08	1.57E-01	8.64E-10	1.0E+06	8.6E-04
548	3.80089	1.47E-05	5.6E-05	1.05E-03	5.82E-08	0.08	1.57E-01	7.52E-10	1.0E+06	7.5E-04
549	3.22347	1.47E-05	4.7E-05	1.05E-03	4.94E-08	0.08	1.57E-01	6.38E-10	1.0E+06	6.4E-04
550	2.5863	1.47E-05	3.8E-05	1.05E-03	3.96E-08	0.08	1.57E-01	5.12E-10	1.0E+06	5.1E-04
551	2.31388	1.47E-05	3.4E-05	1.05E-03	3.55E-08	0.08	1.57E-01	4.58E-10	1.0E+06	4.6E-04
552	2.05249	1.47E-05	3.0E-05	1.05E-03	3.14E-08	0.08	1.57E-01	4.06E-10	1.0E+06	4.1E-04
553	1.71095	1.47E-05	2.5E-05	1.05E-03	2.62E-08	0.08	1.57E-01	3.39E-10	1.0E+06	3.4E-04
554	1.53079	1.47E-05	2.2E-05	1.05E-03	2.35E-08	0.08	1.57E-01	3.03E-10	1.0E+06	3.0E-04
555	1.38985	1.47E-05	2.0E-05	1.05E-03	2.13E-08	0.08	1.57E-01	2.75E-10	1.0E+06	2.8E-04
556	1.21992	1.47E-05	1.8E-05	1.05E-03	1.87E-08	0.08	1.57E-01	2.41E-10	1.0E+06	2.4E-04
557	1.09269	1.47E-05	1.6E-05	1.05E-03	1.67E-08	0.08	1.57E-01	2.16E-10	1.0E+06	2.2E-04
558	1.00881	1.47E-05	1.5E-05	1.05E-03	1.55E-08	0.08	1.57E-01	2.00E-10	1.0E+06	2.0E-04
559	0.90597	1.47E-05	1.3E-05	1.05E-03	1.39E-08	0.08	1.57E-01	1.79E-10	1.0E+06	1.8E-04
560	0.79278	1.47E-05	1.2E-05	1.05E-03	1.21E-08	0.08	1.57E-01	1.57E-10	1.0E+06	1.6E-04
0	0.73859	1.47E-05	1.1E-05	1.05E-03	1.13E-08	0.08	1.57E-01	1.46E-10	1.0E+06	1.5E-04

Ventura Ranch

P2 (on) - Grading Haul or Vendor Risk

Max Cancer Risk Cancer Risk	
Receptor #	**Total Risk/ Million**
361	5.4E-05
362	5.1E-05
363	4.9E-05
364	4.7E-05
365	4.5E-05
366	4.3E-05
367	4.0E-05
368	3.8E-05
369	3.5E-05
370	3.2E-05
371	2.9E-05
372	2.7E-05
373	2.4E-05
374	2.2E-05
375	2.0E-05
376	1.9E-05
377	1.6E-05
378	1.5E-05
379	1.3E-05
380	1.2E-05
381	1.1E-05
382	4.1E-05
383	3.9E-05
384	3.6E-05
385	3.3E-05
386	3.1E-05
387	2.8E-05
388	2.5E-05
389	2.3E-05
390	2.2E-05
391	1.8E-05

Max	**Receptor #**	
0.004	453	Res

Chronic Non Cancer Risk	
REL	**HI Offroad**
5	8.01E-07
5	7.60E-07
5	7.28E-07
5	6.99E-07
5	6.71E-07
5	6.34E-07
5	5.95E-07
5	5.58E-07
5	5.15E-07
5	4.72E-07
5	4.32E-07
5	3.95E-07
5	3.59E-07
5	3.26E-07
5	3.02E-07
5	2.81E-07
5	2.38E-07
5	2.24E-07
5	1.98E-07
5	1.83E-07
5	1.66E-07
5	6.13E-07
5	5.73E-07
5	5.33E-07
5	4.93E-07
5	4.53E-07
5	4.10E-07
5	3.69E-07
5	3.38E-07
5	3.22E-07
5	2.69E-07

Max	**Receptor #**	
6.142E-05	453	Res

Ventura Ranch
P2 (on) - Grading Haul or Vendor Risk

Max Cancer Risk Cancer Risk		*Chronic Non Cancer Risk*	
Receptor #	Total Risk/ Million	REL	HI Offroad
392	1.4E-05	5	2.06E-07
393	1.4E-05	5	2.01E-07
394	1.4E-05	5	2.05E-07
395	2.6E-05	5	3.87E-07
396	2.3E-05	5	3.35E-07
397	1.2E-04	5	1.76E-06
398	1.0E-04	5	1.53E-06
399	9.1E-05	5	1.35E-06
400	8.2E-05	5	1.21E-06
401	1.3E-04	5	1.94E-06
402	1.1E-04	5	1.67E-06
403	9.9E-05	5	1.46E-06
404	8.8E-05	5	1.31E-06
405	8.0E-05	5	1.19E-06
406	4.5E-05	5	6.71E-07
407	4.2E-05	5	6.22E-07
408	1.2E-04	5	1.84E-06
409	1.1E-04	5	1.60E-06
410	9.5E-05	5	1.41E-06
411	8.7E-05	5	1.29E-06
412	4.8E-05	5	7.07E-07
413	4.4E-05	5	6.51E-07
414	4.1E-05	5	6.09E-07
415	1.2E-04	5	1.76E-06
416	1.0E-04	5	1.55E-06
417	9.5E-05	5	1.40E-06
418	8.7E-05	5	1.29E-06
419	5.0E-05	5	7.45E-07
420	4.6E-05	5	6.88E-07
421	4.3E-05	5	6.40E-07
422	5.3E-05	5	7.85E-07

Ventura Ranch

P2 (on) - Grading Haul or Vendor Risk

Max Cancer Risk Cancer Risk		*Chronic Non Cancer Risk*	
Receptor #	Total Risk/ Million	REL	HI Offroad
423	4.9E-05	5	7.26E-07
424	4.5E-05	5	6.68E-07
425	5.2E-05	5	7.64E-07
426	2.0E-04	5	2.97E-06
427	1.6E-04	5	2.44E-06
428	2.5E-05	5	3.76E-07
429	2.1E-05	5	3.08E-07
430	1.8E-05	5	2.68E-07
431	1.6E-05	5	2.44E-07
432	2.3E-04	5	3.46E-06
433	1.9E-04	5	2.80E-06
434	3.2E-05	5	4.69E-07
435	2.7E-05	5	3.99E-07
436	2.2E-05	5	3.30E-07
437	1.9E-05	5	2.87E-07
438	1.8E-05	5	2.69E-07
439	2.8E-04	5	4.14E-06
440	2.2E-04	5	3.27E-06
441	3.2E-05	5	4.73E-07
442	2.9E-05	5	4.24E-07
443	2.6E-05	5	3.91E-07
444	2.6E-05	5	3.80E-07
445	2.2E-05	5	3.28E-07
446	3.4E-04	5	5.10E-06
447	2.6E-04	5	3.79E-06
448	3.1E-05	5	4.66E-07
449	3.1E-03	5	4.57E-05
450	2.3E-03	5	3.36E-05
451	3.6E-03	5	5.34E-05
452	2.2E-03	5	3.28E-05
453	4.1E-03	5	6.14E-05

Ventura Ranch
P2 (on) - Grading Haul or Vendor Risk

Max Cancer Risk Cancer Risk		*Chronic Non Cancer Risk*	
Receptor #	Total Risk/ Million	REL	HI Offroad
454	2.6E-03	5	3.82E-05
455	1.8E-03	5	2.66E-05
456	1.3E-03	5	1.95E-05
457	9.9E-04	5	1.46E-05
458	7.7E-04	5	1.14E-05
459	2.7E-03	5	4.03E-05
460	2.0E-03	5	2.90E-05
461	1.5E-03	5	2.19E-05
462	1.1E-03	5	1.70E-05
463	9.0E-04	5	1.33E-05
464	7.1E-04	5	1.05E-05
465	5.7E-04	5	8.45E-06
466	4.7E-04	5	6.92E-06
467	3.9E-04	5	5.80E-06
468	3.3E-04	5	4.93E-06
469	2.0E-03	5	2.99E-05
470	1.6E-03	5	2.31E-05
471	1.2E-03	5	1.83E-05
472	9.6E-04	5	1.43E-05
473	7.9E-04	5	1.17E-05
474	6.6E-04	5	9.74E-06
475	5.4E-04	5	8.01E-06
476	4.5E-04	5	6.69E-06
477	3.8E-04	5	5.66E-06
478	3.3E-04	5	4.82E-06
479	2.8E-04	5	4.11E-06
480	2.4E-04	5	3.53E-06
481	2.1E-04	5	3.07E-06
482	1.8E-04	5	2.66E-06
483	1.6E-03	5	2.36E-05
484	1.3E-03	5	1.91E-05

Ventura Ranch
P2 (on) - Grading Haul or Vendor Risk

Max Cancer Risk Cancer Risk		*Chronic Non Cancer Risk*	
Receptor #	Total Risk/ Million	REL	HI Offroad
485	1.0E-03	5	1.55E-05
486	8.2E-04	5	1.22E-05
487	7.0E-04	5	1.03E-05
488	6.0E-04	5	8.82E-06
489	4.8E-04	5	7.11E-06
490	4.1E-04	5	6.11E-06
491	3.6E-04	5	5.36E-06
492	3.1E-04	5	4.62E-06
493	2.7E-04	5	4.03E-06
494	2.4E-04	5	3.56E-06
495	2.1E-04	5	3.12E-06
496	1.8E-04	5	2.73E-06
497	1.6E-04	5	2.41E-06
498	1.4E-04	5	2.10E-06
499	1.3E-03	5	1.94E-05
500	1.1E-03	5	1.62E-05
501	9.1E-04	5	1.34E-05
502	7.2E-04	5	1.06E-05
503	6.2E-04	5	9.26E-06
504	5.4E-04	5	7.96E-06
505	4.4E-04	5	6.47E-06
506	3.8E-04	5	5.68E-06
507	3.4E-04	5	5.03E-06
508	2.9E-04	5	4.31E-06
509	2.6E-04	5	3.81E-06
510	2.3E-04	5	3.44E-06
511	2.0E-04	5	3.03E-06
512	1.8E-04	5	2.66E-06
513	1.6E-04	5	2.42E-06
514	1.4E-04	5	2.14E-06
515	1.1E-03	5	1.65E-05

Ventura Ranch
P2 (on) - Grading Haul or Vendor Risk

Max Cancer Risk Cancer Risk		*Chronic Non Cancer Risk*	
Receptor #	Total Risk/ Million	REL	HI Offroad
516	9.5E-04	5	1.41E-05
517	8.0E-04	5	1.18E-05
518	6.3E-04	5	9.38E-06
519	5.6E-04	5	8.32E-06
520	4.9E-04	5	7.22E-06
521	4.0E-04	5	5.93E-06
522	3.6E-04	5	5.26E-06
523	3.2E-04	5	4.71E-06
524	2.7E-04	5	4.07E-06
525	2.4E-04	5	3.62E-06
526	2.2E-04	5	3.30E-06
527	2.0E-04	5	2.92E-06
528	1.7E-04	5	2.57E-06
529	1.6E-04	5	2.36E-06
530	1.4E-04	5	2.11E-06
531	9.7E-04	5	1.43E-05
532	8.4E-04	5	1.24E-05
533	7.1E-04	5	1.05E-05
534	5.7E-04	5	8.40E-06
535	5.1E-04	5	7.49E-06
536	4.4E-04	5	6.58E-06
537	3.7E-04	5	5.47E-06
538	3.3E-04	5	4.87E-06
539	3.0E-04	5	4.38E-06
540	2.6E-04	5	3.81E-06
541	2.3E-04	5	3.40E-06
542	2.1E-04	5	3.12E-06
543	1.9E-04	5	2.79E-06
544	1.7E-04	5	2.45E-06
545	1.5E-04	5	2.26E-06
546	1.4E-04	5	2.04E-06

Ventura Ranch
P2 (on) - Grading Haul or Vendor Risk

Max Cancer Risk Cancer Risk		*Chronic Non Cancer Risk*	
Receptor #	**Total Risk/ Million**	**REL**	**HI Offroad**
547	8.6E-04	5	1.28E-05
548	7.5E-04	5	1.11E-05
549	6.4E-04	5	9.45E-06
550	5.1E-04	5	7.58E-06
551	4.6E-04	5	6.78E-06
552	4.1E-04	5	6.02E-06
553	3.4E-04	5	5.02E-06
554	3.0E-04	5	4.49E-06
555	2.8E-04	5	4.07E-06
556	2.4E-04	5	3.58E-06
557	2.2E-04	5	3.20E-06
558	2.0E-04	5	2.96E-06
559	1.8E-04	5	2.66E-06
560	1.6E-04	5	2.32E-06
0	1.5E-04	5	2.17E-06

Ventura Ranch

P2 (on) - Building Construction

		Cancer Risk from Birth to 2 years								
Receptor #	Conc	g/sec	Cair	Dose Constant	Dose	ED	Risk Constant	Risk	Constant 2	Risk/ Million
361	4.66558	8.82E-04	4.1E-03	1.05E-03	4.30E-06	0.84	1.57E-01	5.65E-07	1.0E+06	5.6E-01
362	6.22956	8.82E-04	5.5E-03	1.05E-03	5.74E-06	0.84	1.57E-01	7.54E-07	1.0E+06	7.5E-01
363	8.60839	8.82E-04	7.6E-03	1.05E-03	7.94E-06	0.84	1.57E-01	1.04E-06	1.0E+06	1.0E+00
364	12.12776	8.82E-04	1.1E-02	1.05E-03	1.12E-05	0.84	1.57E-01	1.47E-06	1.0E+06	1.5E+00
365	4.6169	8.82E-04	4.1E-03	1.05E-03	4.26E-06	0.84	1.57E-01	5.59E-07	1.0E+06	5.6E-01
366	6.15579	8.82E-04	5.4E-03	1.05E-03	5.67E-06	0.84	1.57E-01	7.45E-07	1.0E+06	7.5E-01
367	8.59894	8.82E-04	7.6E-03	1.05E-03	7.93E-06	0.84	1.57E-01	1.04E-06	1.0E+06	1.0E+00
368	12.47433	8.82E-04	1.1E-02	1.05E-03	1.15E-05	0.84	1.57E-01	1.51E-06	1.0E+06	1.5E+00
369	18.40655	8.82E-04	1.6E-02	1.05E-03	1.70E-05	0.84	1.57E-01	2.23E-06	1.0E+06	2.2E+00
370	26.72741	8.82E-04	2.4E-02	1.05E-03	2.46E-05	0.84	1.57E-01	3.24E-06	1.0E+06	3.2E+00
371	4.60048	8.82E-04	4.1E-03	1.05E-03	4.24E-06	0.84	1.57E-01	5.57E-07	1.0E+06	5.6E-01
372	6.0943	8.82E-04	5.4E-03	1.05E-03	5.62E-06	0.84	1.57E-01	7.38E-07	1.0E+06	7.4E-01
373	8.54813	8.82E-04	7.5E-03	1.05E-03	7.88E-06	0.84	1.57E-01	1.03E-06	1.0E+06	1.0E+00
374	12.70012	8.82E-04	1.1E-02	1.05E-03	1.17E-05	0.84	1.57E-01	1.54E-06	1.0E+06	1.5E+00
375	19.6317	8.82E-04	1.7E-02	1.05E-03	1.81E-05	0.84	1.57E-01	2.38E-06	1.0E+06	2.4E+00
376	4.57694	8.82E-04	4.0E-03	1.05E-03	4.22E-06	0.84	1.57E-01	5.54E-07	1.0E+06	5.5E-01
377	6.0021	8.82E-04	5.3E-03	1.05E-03	5.53E-06	0.84	1.57E-01	7.27E-07	1.0E+06	7.3E-01
378	8.37907	8.82E-04	7.4E-03	1.05E-03	7.72E-06	0.84	1.57E-01	1.01E-06	1.0E+06	1.0E+00
379	12.61191	8.82E-04	1.1E-02	1.05E-03	1.16E-05	0.84	1.57E-01	1.53E-06	1.0E+06	1.5E+00
380	20.37235	8.82E-04	1.8E-02	1.05E-03	1.88E-05	0.84	1.57E-01	2.47E-06	1.0E+06	2.5E+00
381	4.50197	8.82E-04	4.0E-03	1.05E-03	4.15E-06	0.84	1.57E-01	5.45E-07	1.0E+06	5.4E-01
382	5.81895	8.82E-04	5.1E-03	1.05E-03	5.36E-06	0.84	1.57E-01	7.04E-07	1.0E+06	7.0E-01
383	7.99078	8.82E-04	7.0E-03	1.05E-03	7.37E-06	0.84	1.57E-01	9.67E-07	1.0E+06	9.7E-01
384	11.97723	8.82E-04	1.1E-02	1.05E-03	1.10E-05	0.84	1.57E-01	1.45E-06	1.0E+06	1.4E+00
385	19.90039	8.82E-04	1.8E-02	1.05E-03	1.83E-05	0.84	1.57E-01	2.41E-06	1.0E+06	2.4E+00
386	4.3147	8.82E-04	3.8E-03	1.05E-03	3.98E-06	0.84	1.57E-01	5.22E-07	1.0E+06	5.2E-01
387	5.50209	8.82E-04	4.9E-03	1.05E-03	5.07E-06	0.84	1.57E-01	6.66E-07	1.0E+06	6.7E-01
388	7.3737	8.82E-04	6.5E-03	1.05E-03	6.80E-06	0.84	1.57E-01	8.93E-07	1.0E+06	8.9E-01
389	10.77083	8.82E-04	9.5E-03	1.05E-03	9.93E-06	0.84	1.57E-01	1.30E-06	1.0E+06	1.3E+00
390	17.80917	8.82E-04	1.6E-02	1.05E-03	1.64E-05	0.84	1.57E-01	2.16E-06	1.0E+06	2.2E+00
391	3.97113	8.82E-04	3.5E-03	1.05E-03	3.66E-06	0.84	1.57E-01	4.81E-07	1.0E+06	4.8E-01

Ventura Ranch

P2 (on) - Building Construction

		Cancer Risk from Birth to 2 years								
Receptor #	Conc	g/sec	Cair	Dose Constant	Dose	ED	Risk Constant	Risk	Constant 2	Risk/ Million
392	5.00047	8.82E-04	4.4E-03	1.05E-03	4.61E-06	0.84	1.57E-01	6.05E-07	1.0E+06	6.1E-01
393	6.56057	8.82E-04	5.8E-03	1.05E-03	6.05E-06	0.84	1.57E-01	7.94E-07	1.0E+06	7.9E-01
394	9.19186	8.82E-04	8.1E-03	1.05E-03	8.47E-06	0.84	1.57E-01	1.11E-06	1.0E+06	1.1E+00
395	3.49958	8.82E-04	3.1E-03	1.05E-03	3.23E-06	0.84	1.57E-01	4.24E-07	1.0E+06	4.2E-01
396	4.3179	8.82E-04	3.8E-03	1.05E-03	3.98E-06	0.84	1.57E-01	5.23E-07	1.0E+06	5.2E-01
397	5.49629	8.82E-04	4.8E-03	1.05E-03	5.07E-06	0.84	1.57E-01	6.65E-07	1.0E+06	6.7E-01
398	7.34702	8.82E-04	6.5E-03	1.05E-03	6.77E-06	0.84	1.57E-01	8.89E-07	1.0E+06	8.9E-01
399	2.97209	8.82E-04	2.6E-03	1.05E-03	2.74E-06	0.84	1.57E-01	3.60E-07	1.0E+06	3.6E-01
400	3.57207	8.82E-04	3.2E-03	1.05E-03	3.29E-06	0.84	1.57E-01	4.32E-07	1.0E+06	4.3E-01
401	4.37809	8.82E-04	3.9E-03	1.05E-03	4.04E-06	0.84	1.57E-01	5.30E-07	1.0E+06	5.3E-01
402	5.53562	8.82E-04	4.9E-03	1.05E-03	5.10E-06	0.84	1.57E-01	6.70E-07	1.0E+06	6.7E-01
403	7.32299	8.82E-04	6.5E-03	1.05E-03	6.75E-06	0.84	1.57E-01	8.86E-07	1.0E+06	8.9E-01
404	2.479	8.82E-04	2.2E-03	1.05E-03	2.29E-06	0.84	1.57E-01	3.00E-07	1.0E+06	3.0E-01
405	2.90477	8.82E-04	2.6E-03	1.05E-03	2.68E-06	0.84	1.57E-01	3.52E-07	1.0E+06	3.5E-01
406	3.45289	8.82E-04	3.0E-03	1.05E-03	3.18E-06	0.84	1.57E-01	4.18E-07	1.0E+06	4.2E-01
407	4.20479	8.82E-04	3.7E-03	1.05E-03	3.88E-06	0.84	1.57E-01	5.09E-07	1.0E+06	5.1E-01
408	5.33225	8.82E-04	4.7E-03	1.05E-03	4.92E-06	0.84	1.57E-01	6.45E-07	1.0E+06	6.5E-01
409	7.22251	8.82E-04	6.4E-03	1.05E-03	6.66E-06	0.84	1.57E-01	8.74E-07	1.0E+06	8.7E-01
410	10.54011	8.82E-04	9.3E-03	1.05E-03	9.72E-06	0.84	1.57E-01	1.28E-06	1.0E+06	1.3E+00
411	15.88154	8.82E-04	1.4E-02	1.05E-03	1.46E-05	0.84	1.57E-01	1.92E-06	1.0E+06	1.9E+00
412	2.36673	8.82E-04	2.1E-03	1.05E-03	2.18E-06	0.84	1.57E-01	2.86E-07	1.0E+06	2.9E-01
413	2.75494	8.82E-04	2.4E-03	1.05E-03	2.54E-06	0.84	1.57E-01	3.33E-07	1.0E+06	3.3E-01
414	3.28026	8.82E-04	2.9E-03	1.05E-03	3.02E-06	0.84	1.57E-01	3.97E-07	1.0E+06	4.0E-01
415	4.04141	8.82E-04	3.6E-03	1.05E-03	3.73E-06	0.84	1.57E-01	4.89E-07	1.0E+06	4.9E-01
416	5.21988	8.82E-04	4.6E-03	1.05E-03	4.81E-06	0.84	1.57E-01	6.32E-07	1.0E+06	6.3E-01
417	7.0736	8.82E-04	6.2E-03	1.05E-03	6.52E-06	0.84	1.57E-01	8.56E-07	1.0E+06	8.6E-01
418	9.89637	8.82E-04	8.7E-03	1.05E-03	9.12E-06	0.84	1.57E-01	1.20E-06	1.0E+06	1.2E+00
419	13.9247	8.82E-04	1.2E-02	1.05E-03	1.28E-05	0.84	1.57E-01	1.69E-06	1.0E+06	1.7E+00
420	19.3698	8.82E-04	1.7E-02	1.05E-03	1.79E-05	0.84	1.57E-01	2.34E-06	1.0E+06	2.3E+00
421	1.93628	8.82E-04	1.7E-03	1.05E-03	1.78E-06	0.84	1.57E-01	2.34E-07	1.0E+06	2.3E-01
422	2.23865	8.82E-04	2.0E-03	1.05E-03	2.06E-06	0.84	1.57E-01	2.71E-07	1.0E+06	2.7E-01

Ventura Ranch

P2 (on) - Building Construction

		Cancer Risk from Birth to 2 years								
Receptor #	Conc	g/sec	Cair	Dose Constant	Dose	ED	Risk Constant	Risk	Constant 2	Risk/ Million
423	2.62797	8.82E-04	2.3E-03	1.05E-03	2.42E-06	0.84	1.57E-01	3.18E-07	1.0E+06	3.2E-01
424	3.17335	8.82E-04	2.8E-03	1.05E-03	2.93E-06	0.84	1.57E-01	3.84E-07	1.0E+06	3.8E-01
425	3.96625	8.82E-04	3.5E-03	1.05E-03	3.66E-06	0.84	1.57E-01	4.80E-07	1.0E+06	4.8E-01
426	5.12861	8.82E-04	4.5E-03	1.05E-03	4.73E-06	0.84	1.57E-01	6.21E-07	1.0E+06	6.2E-01
427	6.82616	8.82E-04	6.0E-03	1.05E-03	6.29E-06	0.84	1.57E-01	8.26E-07	1.0E+06	8.3E-01
428	9.26871	8.82E-04	8.2E-03	1.05E-03	8.54E-06	0.84	1.57E-01	1.12E-06	1.0E+06	1.1E+00
429	12.78807	8.82E-04	1.1E-02	1.05E-03	1.18E-05	0.84	1.57E-01	1.55E-06	1.0E+06	1.5E+00
430	17.97324	8.82E-04	1.6E-02	1.05E-03	1.66E-05	0.84	1.57E-01	2.18E-06	1.0E+06	2.2E+00
431	25.57129	8.82E-04	2.3E-02	1.05E-03	2.36E-05	0.84	1.57E-01	3.10E-06	1.0E+06	3.1E+00
432	34.94613	8.82E-04	3.1E-02	1.05E-03	3.22E-05	0.84	1.57E-01	4.23E-06	1.0E+06	4.2E+00
433	1.85251	8.82E-04	1.6E-03	1.05E-03	1.71E-06	0.84	1.57E-01	2.24E-07	1.0E+06	2.2E-01
434	2.15585	8.82E-04	1.9E-03	1.05E-03	1.99E-06	0.84	1.57E-01	2.61E-07	1.0E+06	2.6E-01
435	2.56668	8.82E-04	2.3E-03	1.05E-03	2.37E-06	0.84	1.57E-01	3.11E-07	1.0E+06	3.1E-01
436	3.1375	8.82E-04	2.8E-03	1.05E-03	2.89E-06	0.84	1.57E-01	3.80E-07	1.0E+06	3.8E-01
437	3.93814	8.82E-04	3.5E-03	1.05E-03	3.63E-06	0.84	1.57E-01	4.77E-07	1.0E+06	4.8E-01
438	5.07164	8.82E-04	4.5E-03	1.05E-03	4.68E-06	0.84	1.57E-01	6.14E-07	1.0E+06	6.1E-01
439	6.70814	8.82E-04	5.9E-03	1.05E-03	6.18E-06	0.84	1.57E-01	8.12E-07	1.0E+06	8.1E-01
440	9.18435	8.82E-04	8.1E-03	1.05E-03	8.47E-06	0.84	1.57E-01	1.11E-06	1.0E+06	1.1E+00
441	13.20633	8.82E-04	1.2E-02	1.05E-03	1.22E-05	0.84	1.57E-01	1.60E-06	1.0E+06	1.6E+00
442	19.85181	8.82E-04	1.8E-02	1.05E-03	1.83E-05	0.84	1.57E-01	2.40E-06	1.0E+06	2.4E+00
443	1.55716	8.82E-04	1.4E-03	1.05E-03	1.44E-06	0.84	1.57E-01	1.88E-07	1.0E+06	1.9E-01
444	1.80133	8.82E-04	1.6E-03	1.05E-03	1.66E-06	0.84	1.57E-01	2.18E-07	1.0E+06	2.2E-01
445	2.12347	8.82E-04	1.9E-03	1.05E-03	1.96E-06	0.84	1.57E-01	2.57E-07	1.0E+06	2.6E-01
446	2.55761	8.82E-04	2.3E-03	1.05E-03	2.36E-06	0.84	1.57E-01	3.10E-07	1.0E+06	3.1E-01
447	3.15084	8.82E-04	2.8E-03	1.05E-03	2.90E-06	0.84	1.57E-01	3.81E-07	1.0E+06	3.8E-01
448	3.97199	8.82E-04	3.5E-03	1.05E-03	3.66E-06	0.84	1.57E-01	4.81E-07	1.0E+06	4.8E-01
449	5.14831	8.82E-04	4.5E-03	1.05E-03	4.75E-06	0.84	1.57E-01	6.23E-07	1.0E+06	6.2E-01
450	6.97333	8.82E-04	6.2E-03	1.05E-03	6.43E-06	0.84	1.57E-01	8.44E-07	1.0E+06	8.4E-01
451	10.23659	8.82E-04	9.0E-03	1.05E-03	9.44E-06	0.84	1.57E-01	1.24E-06	1.0E+06	1.2E+00
452	16.45322	8.82E-04	1.5E-02	1.05E-03	1.52E-05	0.84	1.57E-01	1.99E-06	1.0E+06	2.0E+00
453	1.31379	8.82E-04	1.2E-03	1.05E-03	1.21E-06	0.84	1.57E-01	1.59E-07	1.0E+06	1.6E-01

Ventura Ranch

P2 (on) - Building Construction

		Cancer Risk from Birth to 2 years								
Receptor #	Conc	g/sec	Cair	Dose Constant	Dose	ED	Risk Constant	Risk	Constant 2	Risk/ Million
454	1.51429	8.82E-04	1.3E-03	1.05E-03	1.40E-06	0.84	1.57E-01	1.83E-07	1.0E+06	1.8E-01
455	1.77616	8.82E-04	1.6E-03	1.05E-03	1.64E-06	0.84	1.57E-01	2.15E-07	1.0E+06	2.2E-01
456	2.11855	8.82E-04	1.9E-03	1.05E-03	1.95E-06	0.84	1.57E-01	2.56E-07	1.0E+06	2.6E-01
457	2.57537	8.82E-04	2.3E-03	1.05E-03	2.37E-06	0.84	1.57E-01	3.12E-07	1.0E+06	3.1E-01
458	3.1995	8.82E-04	2.8E-03	1.05E-03	2.95E-06	0.84	1.57E-01	3.87E-07	1.0E+06	3.9E-01
459	4.08416	8.82E-04	3.6E-03	1.05E-03	3.77E-06	0.84	1.57E-01	4.94E-07	1.0E+06	4.9E-01
460	5.4409	8.82E-04	4.8E-03	1.05E-03	5.02E-06	0.84	1.57E-01	6.59E-07	1.0E+06	6.6E-01
461	7.89638	8.82E-04	7.0E-03	1.05E-03	7.28E-06	0.84	1.57E-01	9.56E-07	1.0E+06	9.6E-01
462	13.02531	8.82E-04	1.1E-02	1.05E-03	1.20E-05	0.84	1.57E-01	1.58E-06	1.0E+06	1.6E+00
463	2.58071	8.82E-04	2.3E-03	1.05E-03	2.38E-06	0.84	1.57E-01	3.12E-07	1.0E+06	3.1E-01
464	3.23487	8.82E-04	2.9E-03	1.05E-03	2.98E-06	0.84	1.57E-01	3.92E-07	1.0E+06	3.9E-01
465	4.21099	8.82E-04	3.7E-03	1.05E-03	3.88E-06	0.84	1.57E-01	5.10E-07	1.0E+06	5.1E-01
466	5.86401	8.82E-04	5.2E-03	1.05E-03	5.41E-06	0.84	1.57E-01	7.10E-07	1.0E+06	7.1E-01
467	8.5209	8.82E-04	7.5E-03	1.05E-03	7.86E-06	0.84	1.57E-01	1.03E-06	1.0E+06	1.0E+00
468	0	8.82E-04	0.0E+00	1.05E-03	0.00E+00	0.84	1.57E-01	0.00E+00	1.0E+06	0.0E+00
469	0	8.82E-04	0.0E+00	1.05E-03	0.00E+00	0.84	1.57E-01	0.00E+00	1.0E+06	0.0E+00
470	0	8.82E-04	0.0E+00	1.05E-03	0.00E+00	0.84	1.57E-01	0.00E+00	1.0E+06	0.0E+00
471	0	8.82E-04	0.0E+00	1.05E-03	0.00E+00	0.84	1.57E-01	0.00E+00	1.0E+06	0.0E+00
472	0	8.82E-04	0.0E+00	1.05E-03	0.00E+00	0.84	1.57E-01	0.00E+00	1.0E+06	0.0E+00
473	0	8.82E-04	0.0E+00	1.05E-03	0.00E+00	0.84	1.57E-01	0.00E+00	1.0E+06	0.0E+00
474	0	8.82E-04	0.0E+00	1.05E-03	0.00E+00	0.84	1.57E-01	0.00E+00	1.0E+06	0.0E+00
475	0	8.82E-04	0.0E+00	1.05E-03	0.00E+00	0.84	1.57E-01	0.00E+00	1.0E+06	0.0E+00
476	0	8.82E-04	0.0E+00	1.05E-03	0.00E+00	0.84	1.57E-01	0.00E+00	1.0E+06	0.0E+00
477	0	8.82E-04	0.0E+00	1.05E-03	0.00E+00	0.84	1.57E-01	0.00E+00	1.0E+06	0.0E+00
478	0	8.82E-04	0.0E+00	1.05E-03	0.00E+00	0.84	1.57E-01	0.00E+00	1.0E+06	0.0E+00
479	0	8.82E-04	0.0E+00	1.05E-03	0.00E+00	0.84	1.57E-01	0.00E+00	1.0E+06	0.0E+00
480	0	8.82E-04	0.0E+00	1.05E-03	0.00E+00	0.84	1.57E-01	0.00E+00	1.0E+06	0.0E+00
481	0	8.82E-04	0.0E+00	1.05E-03	0.00E+00	0.84	1.57E-01	0.00E+00	1.0E+06	0.0E+00
482	0	8.82E-04	0.0E+00	1.05E-03	0.00E+00	0.84	1.57E-01	0.00E+00	1.0E+06	0.0E+00
483	0	8.82E-04	0.0E+00	1.05E-03	0.00E+00	0.84	1.57E-01	0.00E+00	1.0E+06	0.0E+00
484	0	8.82E-04	0.0E+00	1.05E-03	0.00E+00	0.84	1.57E-01	0.00E+00	1.0E+06	0.0E+00

Ventura Ranch

P2 (on) - Building Construction

						Cancer Risk from Birth to 2 years				
Receptor #	Conc	g/sec	Cair	Dose Constant	Dose	ED	Risk Constant	Risk	Constant 2	Risk/ Million
485	0	8.82E-04	0.0E+00	1.05E-03	0.00E+00	0.84	1.57E-01	0.00E+00	1.0E+06	0.0E+00
486	0	8.82E-04	0.0E+00	1.05E-03	0.00E+00	0.84	1.57E-01	0.00E+00	1.0E+06	0.0E+00
487	0	8.82E-04	0.0E+00	1.05E-03	0.00E+00	0.84	1.57E-01	0.00E+00	1.0E+06	0.0E+00
488	0	8.82E-04	0.0E+00	1.05E-03	0.00E+00	0.84	1.57E-01	0.00E+00	1.0E+06	0.0E+00
489	0	8.82E-04	0.0E+00	1.05E-03	0.00E+00	0.84	1.57E-01	0.00E+00	1.0E+06	0.0E+00
490	0	8.82E-04	0.0E+00	1.05E-03	0.00E+00	0.84	1.57E-01	0.00E+00	1.0E+06	0.0E+00
491	0	8.82E-04	0.0E+00	1.05E-03	0.00E+00	0.84	1.57E-01	0.00E+00	1.0E+06	0.0E+00
492	0	8.82E-04	0.0E+00	1.05E-03	0.00E+00	0.84	1.57E-01	0.00E+00	1.0E+06	0.0E+00
493	0	8.82E-04	0.0E+00	1.05E-03	0.00E+00	0.84	1.57E-01	0.00E+00	1.0E+06	0.0E+00
494	0	8.82E-04	0.0E+00	1.05E-03	0.00E+00	0.84	1.57E-01	0.00E+00	1.0E+06	0.0E+00
495	0	8.82E-04	0.0E+00	1.05E-03	0.00E+00	0.84	1.57E-01	0.00E+00	1.0E+06	0.0E+00
496	0	8.82E-04	0.0E+00	1.05E-03	0.00E+00	0.84	1.57E-01	0.00E+00	1.0E+06	0.0E+00
497	0	8.82E-04	0.0E+00	1.05E-03	0.00E+00	0.84	1.57E-01	0.00E+00	1.0E+06	0.0E+00
498	0	8.82E-04	0.0E+00	1.05E-03	0.00E+00	0.84	1.57E-01	0.00E+00	1.0E+06	0.0E+00
499	0	8.82E-04	0.0E+00	1.05E-03	0.00E+00	0.84	1.57E-01	0.00E+00	1.0E+06	0.0E+00
500	0	8.82E-04	0.0E+00	1.05E-03	0.00E+00	0.84	1.57E-01	0.00E+00	1.0E+06	0.0E+00
501	0	8.82E-04	0.0E+00	1.05E-03	0.00E+00	0.84	1.57E-01	0.00E+00	1.0E+06	0.0E+00
502	0	8.82E-04	0.0E+00	1.05E-03	0.00E+00	0.84	1.57E-01	0.00E+00	1.0E+06	0.0E+00
503	0	8.82E-04	0.0E+00	1.05E-03	0.00E+00	0.84	1.57E-01	0.00E+00	1.0E+06	0.0E+00
504	0	8.82E-04	0.0E+00	1.05E-03	0.00E+00	0.84	1.57E-01	0.00E+00	1.0E+06	0.0E+00
505	0	8.82E-04	0.0E+00	1.05E-03	0.00E+00	0.84	1.57E-01	0.00E+00	1.0E+06	0.0E+00
506	0	8.82E-04	0.0E+00	1.05E-03	0.00E+00	0.84	1.57E-01	0.00E+00	1.0E+06	0.0E+00
507	0	8.82E-04	0.0E+00	1.05E-03	0.00E+00	0.84	1.57E-01	0.00E+00	1.0E+06	0.0E+00
508	0	8.82E-04	0.0E+00	1.05E-03	0.00E+00	0.84	1.57E-01	0.00E+00	1.0E+06	0.0E+00
509	0	8.82E-04	0.0E+00	1.05E-03	0.00E+00	0.84	1.57E-01	0.00E+00	1.0E+06	0.0E+00
510	0	8.82E-04	0.0E+00	1.05E-03	0.00E+00	0.84	1.57E-01	0.00E+00	1.0E+06	0.0E+00
511	0	8.82E-04	0.0E+00	1.05E-03	0.00E+00	0.84	1.57E-01	0.00E+00	1.0E+06	0.0E+00
512	0	8.82E-04	0.0E+00	1.05E-03	0.00E+00	0.84	1.57E-01	0.00E+00	1.0E+06	0.0E+00
513	0	8.82E-04	0.0E+00	1.05E-03	0.00E+00	0.84	1.57E-01	0.00E+00	1.0E+06	0.0E+00
514	0	8.82E-04	0.0E+00	1.05E-03	0.00E+00	0.84	1.57E-01	0.00E+00	1.0E+06	0.0E+00
515	0	8.82E-04	0.0E+00	1.05E-03	0.00E+00	0.84	1.57E-01	0.00E+00	1.0E+06	0.0E+00

Ventura Ranch

P2 (on) - Building Construction

		Cancer Risk from Birth to 2 years								
Receptor #	Conc	g/sec	Cair	Dose Constant	Dose	ED	Risk Constant	Risk	Constant 2	Risk/ Million
516	0	8.82E-04	0.0E+00	1.05E-03	0.00E+00	0.84	1.57E-01	0.00E+00	1.0E+06	0.0E+00
517	0	8.82E-04	0.0E+00	1.05E-03	0.00E+00	0.84	1.57E-01	0.00E+00	1.0E+06	0.0E+00
518	0	8.82E-04	0.0E+00	1.05E-03	0.00E+00	0.84	1.57E-01	0.00E+00	1.0E+06	0.0E+00
519	0	8.82E-04	0.0E+00	1.05E-03	0.00E+00	0.84	1.57E-01	0.00E+00	1.0E+06	0.0E+00
520	0	8.82E-04	0.0E+00	1.05E-03	0.00E+00	0.84	1.57E-01	0.00E+00	1.0E+06	0.0E+00
521	0	8.82E-04	0.0E+00	1.05E-03	0.00E+00	0.84	1.57E-01	0.00E+00	1.0E+06	0.0E+00
522	0	8.82E-04	0.0E+00	1.05E-03	0.00E+00	0.84	1.57E-01	0.00E+00	1.0E+06	0.0E+00
523	0	8.82E-04	0.0E+00	1.05E-03	0.00E+00	0.84	1.57E-01	0.00E+00	1.0E+06	0.0E+00
524	0	8.82E-04	0.0E+00	1.05E-03	0.00E+00	0.84	1.57E-01	0.00E+00	1.0E+06	0.0E+00
525	0	8.82E-04	0.0E+00	1.05E-03	0.00E+00	0.84	1.57E-01	0.00E+00	1.0E+06	0.0E+00
526	0	8.82E-04	0.0E+00	1.05E-03	0.00E+00	0.84	1.57E-01	0.00E+00	1.0E+06	0.0E+00
527	0	8.82E-04	0.0E+00	1.05E-03	0.00E+00	0.84	1.57E-01	0.00E+00	1.0E+06	0.0E+00
528	0	8.82E-04	0.0E+00	1.05E-03	0.00E+00	0.84	1.57E-01	0.00E+00	1.0E+06	0.0E+00
529	0	8.82E-04	0.0E+00	1.05E-03	0.00E+00	0.84	1.57E-01	0.00E+00	1.0E+06	0.0E+00
530	0	8.82E-04	0.0E+00	1.05E-03	0.00E+00	0.84	1.57E-01	0.00E+00	1.0E+06	0.0E+00
531	0	8.82E-04	0.0E+00	1.05E-03	0.00E+00	0.84	1.57E-01	0.00E+00	1.0E+06	0.0E+00
532	0	8.82E-04	0.0E+00	1.05E-03	0.00E+00	0.84	1.57E-01	0.00E+00	1.0E+06	0.0E+00
533	0	8.82E-04	0.0E+00	1.05E-03	0.00E+00	0.84	1.57E-01	0.00E+00	1.0E+06	0.0E+00
534	0	8.82E-04	0.0E+00	1.05E-03	0.00E+00	0.84	1.57E-01	0.00E+00	1.0E+06	0.0E+00
535	0	8.82E-04	0.0E+00	1.05E-03	0.00E+00	0.84	1.57E-01	0.00E+00	1.0E+06	0.0E+00
536	0	8.82E-04	0.0E+00	1.05E-03	0.00E+00	0.84	1.57E-01	0.00E+00	1.0E+06	0.0E+00
537	0	8.82E-04	0.0E+00	1.05E-03	0.00E+00	0.84	1.57E-01	0.00E+00	1.0E+06	0.0E+00
538	0	8.82E-04	0.0E+00	1.05E-03	0.00E+00	0.84	1.57E-01	0.00E+00	1.0E+06	0.0E+00
539	0	8.82E-04	0.0E+00	1.05E-03	0.00E+00	0.84	1.57E-01	0.00E+00	1.0E+06	0.0E+00
540	0	8.82E-04	0.0E+00	1.05E-03	0.00E+00	0.84	1.57E-01	0.00E+00	1.0E+06	0.0E+00
541	0	8.82E-04	0.0E+00	1.05E-03	0.00E+00	0.84	1.57E-01	0.00E+00	1.0E+06	0.0E+00
542	0	8.82E-04	0.0E+00	1.05E-03	0.00E+00	0.84	1.57E-01	0.00E+00	1.0E+06	0.0E+00
543	0	8.82E-04	0.0E+00	1.05E-03	0.00E+00	0.84	1.57E-01	0.00E+00	1.0E+06	0.0E+00
544	0	8.82E-04	0.0E+00	1.05E-03	0.00E+00	0.84	1.57E-01	0.00E+00	1.0E+06	0.0E+00
545	0	8.82E-04	0.0E+00	1.05E-03	0.00E+00	0.84	1.57E-01	0.00E+00	1.0E+06	0.0E+00
546	0	8.82E-04	0.0E+00	1.05E-03	0.00E+00	0.84	1.57E-01	0.00E+00	1.0E+06	0.0E+00

Ventura Ranch

P2 (on) - Building Construction

					Cancer Risk from Birth to 2 years					
Receptor #	Conc	g/sec	Cair	Dose Constant	Dose	ED	Risk Constant	Risk	Constant 2	Risk/ Million
547	0	8.82E-04	0.0E+00	1.05E-03	0.00E+00	0.84	1.57E-01	0.00E+00	1.0E+06	0.0E+00
548	0	8.82E-04	0.0E+00	1.05E-03	0.00E+00	0.84	1.57E-01	0.00E+00	1.0E+06	0.0E+00
549	0	8.82E-04	0.0E+00	1.05E-03	0.00E+00	0.84	1.57E-01	0.00E+00	1.0E+06	0.0E+00
550	0	8.82E-04	0.0E+00	1.05E-03	0.00E+00	0.84	1.57E-01	0.00E+00	1.0E+06	0.0E+00
551	0	8.82E-04	0.0E+00	1.05E-03	0.00E+00	0.84	1.57E-01	0.00E+00	1.0E+06	0.0E+00
552	0	8.82E-04	0.0E+00	1.05E-03	0.00E+00	0.84	1.57E-01	0.00E+00	1.0E+06	0.0E+00
553	0	8.82E-04	0.0E+00	1.05E-03	0.00E+00	0.84	1.57E-01	0.00E+00	1.0E+06	0.0E+00
554	0	8.82E-04	0.0E+00	1.05E-03	0.00E+00	0.84	1.57E-01	0.00E+00	1.0E+06	0.0E+00
555	0	8.82E-04	0.0E+00	1.05E-03	0.00E+00	0.84	1.57E-01	0.00E+00	1.0E+06	0.0E+00
556	0	8.82E-04	0.0E+00	1.05E-03	0.00E+00	0.84	1.57E-01	0.00E+00	1.0E+06	0.0E+00
557	0	8.82E-04	0.0E+00	1.05E-03	0.00E+00	0.84	1.57E-01	0.00E+00	1.0E+06	0.0E+00
558	0	8.82E-04	0.0E+00	1.05E-03	0.00E+00	0.84	1.57E-01	0.00E+00	1.0E+06	0.0E+00
559	0	8.82E-04	0.0E+00	1.05E-03	0.00E+00	0.84	1.57E-01	0.00E+00	1.0E+06	0.0E+00
560	0	8.82E-04	0.0E+00	1.05E-03	0.00E+00	0.84	1.57E-01	0.00E+00	1.0E+06	0.0E+00
0	0	8.82E-04	0.0E+00	1.05E-03	0.00E+00	0.84	1.57E-01	0.00E+00	1.0E+06	0.0E+00

Ventura Ranch
P2 (on) - Building Construction

Max Cancer Risk Cancer Risk	
Receptor #	Total Risk/ Million
361	5.6E-01
362	7.5E-01
363	1.0E+00
364	1.5E+00
365	5.6E-01
366	7.5E-01
367	1.0E+00
368	1.5E+00
369	2.2E+00
370	3.2E+00
371	5.6E-01
372	7.4E-01
373	1.0E+00
374	1.5E+00
375	2.4E+00
376	5.5E-01
377	7.3E-01
378	1.0E+00
379	1.5E+00
380	2.5E+00
381	5.4E-01
382	7.0E-01
383	9.7E-01
384	1.4E+00
385	2.4E+00
386	5.2E-01
387	6.7E-01
388	8.9E-01
389	1.3E+00
390	2.2E+00
391	4.8E-01

Max	Receptor #	
4.230	432	Res

Chronic Non Cancer Risk	
REL	HI Offroad
5	8.23E-04
5	1.10E-03
5	1.52E-03
5	2.14E-03
5	8.14E-04
5	1.09E-03
5	1.52E-03
5	2.20E-03
5	3.25E-03
5	4.71E-03
5	8.12E-04
5	1.08E-03
5	1.51E-03
5	2.24E-03
5	3.46E-03
5	8.07E-04
5	1.06E-03
5	1.48E-03
5	2.22E-03
5	3.59E-03
5	7.94E-04
5	1.03E-03
5	1.41E-03
5	2.11E-03
5	3.51E-03
5	7.61E-04
5	9.71E-04
5	1.30E-03
5	1.90E-03
5	3.14E-03
5	7.00E-04

Max	Receptor #	
6.164E-03	432	Res

Ventura Ranch
P2 (on) - Building Construction

Max Cancer Risk Cancer Risk		*Chronic Non Cancer Risk*	
Receptor #	Total Risk/ Million	REL	HI Offroad
392	6.1E-01	5	8.82E-04
393	7.9E-01	5	1.16E-03
394	1.1E+00	5	1.62E-03
395	4.2E-01	5	6.17E-04
396	5.2E-01	5	7.62E-04
397	6.7E-01	5	9.70E-04
398	8.9E-01	5	1.30E-03
399	3.6E-01	5	5.24E-04
400	4.3E-01	5	6.30E-04
401	5.3E-01	5	7.72E-04
402	6.7E-01	5	9.76E-04
403	8.9E-01	5	1.29E-03
404	3.0E-01	5	4.37E-04
405	3.5E-01	5	5.12E-04
406	4.2E-01	5	6.09E-04
407	5.1E-01	5	7.42E-04
408	6.5E-01	5	9.41E-04
409	8.7E-01	5	1.27E-03
410	1.3E+00	5	1.86E-03
411	1.9E+00	5	2.80E-03
412	2.9E-01	5	4.17E-04
413	3.3E-01	5	4.86E-04
414	4.0E-01	5	5.79E-04
415	4.9E-01	5	7.13E-04
416	6.3E-01	5	9.21E-04
417	8.6E-01	5	1.25E-03
418	1.2E+00	5	1.75E-03
419	1.7E+00	5	2.46E-03
420	2.3E+00	5	3.42E-03
421	2.3E-01	5	3.42E-04
422	2.7E-01	5	3.95E-04

Ventura Ranch
P2 (on) - Building Construction

Max Cancer Risk Cancer Risk		*Chronic Non Cancer Risk*	
Receptor #	Total Risk/ Million	REL	HI Offroad
423	3.2E-01	5	4.64E-04
424	3.8E-01	5	5.60E-04
425	4.8E-01	5	7.00E-04
426	6.2E-01	5	9.05E-04
427	8.3E-01	5	1.20E-03
428	1.1E+00	5	1.63E-03
429	1.5E+00	5	2.26E-03
430	2.2E+00	5	3.17E-03
431	3.1E+00	5	4.51E-03
432	4.2E+00	5	6.16E-03
433	2.2E-01	5	3.27E-04
434	2.6E-01	5	3.80E-04
435	3.1E-01	5	4.53E-04
436	3.8E-01	5	5.53E-04
437	4.8E-01	5	6.95E-04
438	6.1E-01	5	8.95E-04
439	8.1E-01	5	1.18E-03
440	1.1E+00	5	1.62E-03
441	1.6E+00	5	2.33E-03
442	2.4E+00	5	3.50E-03
443	1.9E-01	5	2.75E-04
444	2.2E-01	5	3.18E-04
445	2.6E-01	5	3.75E-04
446	3.1E-01	5	4.51E-04
447	3.8E-01	5	5.56E-04
448	4.8E-01	5	7.01E-04
449	6.2E-01	5	9.08E-04
450	8.4E-01	5	1.23E-03
451	1.2E+00	5	1.81E-03
452	2.0E+00	5	2.90E-03
453	1.6E-01	5	2.32E-04

Ventura Ranch
P2 (on) - Building Construction

Max Cancer Risk Cancer Risk		*Chronic Non Cancer Risk*	
Receptor #	Total Risk/ Million	REL	HI Offroad
454	1.8E-01	5	2.67E-04
455	2.2E-01	5	3.13E-04
456	2.6E-01	5	3.74E-04
457	3.1E-01	5	4.54E-04
458	3.9E-01	5	5.64E-04
459	4.9E-01	5	7.20E-04
460	6.6E-01	5	9.60E-04
461	9.6E-01	5	1.39E-03
462	1.6E+00	5	2.30E-03
463	3.1E-01	5	4.55E-04
464	3.9E-01	5	5.71E-04
465	5.1E-01	5	7.43E-04
466	7.1E-01	5	1.03E-03
467	1.0E+00	5	1.50E-03
468	0.0E+00	5	0.00E+00
469	0.0E+00	5	0.00E+00
470	0.0E+00	5	0.00E+00
471	0.0E+00	5	0.00E+00
472	0.0E+00	5	0.00E+00
473	0.0E+00	5	0.00E+00
474	0.0E+00	5	0.00E+00
475	0.0E+00	5	0.00E+00
476	0.0E+00	5	0.00E+00
477	0.0E+00	5	0.00E+00
478	0.0E+00	5	0.00E+00
479	0.0E+00	5	0.00E+00
480	0.0E+00	5	0.00E+00
481	0.0E+00	5	0.00E+00
482	0.0E+00	5	0.00E+00
483	0.0E+00	5	0.00E+00
484	0.0E+00	5	0.00E+00

Ventura Ranch
P2 (on) - Building Construction

Max Cancer Risk Cancer Risk		*Chronic Non Cancer Risk*	
Receptor #	Total Risk/ Million	REL	HI Offroad
485	0.0E+00	5	0.00E+00
486	0.0E+00	5	0.00E+00
487	0.0E+00	5	0.00E+00
488	0.0E+00	5	0.00E+00
489	0.0E+00	5	0.00E+00
490	0.0E+00	5	0.00E+00
491	0.0E+00	5	0.00E+00
492	0.0E+00	5	0.00E+00
493	0.0E+00	5	0.00E+00
494	0.0E+00	5	0.00E+00
495	0.0E+00	5	0.00E+00
496	0.0E+00	5	0.00E+00
497	0.0E+00	5	0.00E+00
498	0.0E+00	5	0.00E+00
499	0.0E+00	5	0.00E+00
500	0.0E+00	5	0.00E+00
501	0.0E+00	5	0.00E+00
502	0.0E+00	5	0.00E+00
503	0.0E+00	5	0.00E+00
504	0.0E+00	5	0.00E+00
505	0.0E+00	5	0.00E+00
506	0.0E+00	5	0.00E+00
507	0.0E+00	5	0.00E+00
508	0.0E+00	5	0.00E+00
509	0.0E+00	5	0.00E+00
510	0.0E+00	5	0.00E+00
511	0.0E+00	5	0.00E+00
512	0.0E+00	5	0.00E+00
513	0.0E+00	5	0.00E+00
514	0.0E+00	5	0.00E+00
515	0.0E+00	5	0.00E+00

Ventura Ranch
P2 (on) - Building Construction

Max Cancer Risk Cancer Risk		*Chronic Non Cancer Risk*	
Receptor #	Total Risk/ Million	REL	HI Offroad
516	0.0E+00	5	0.00E+00
517	0.0E+00	5	0.00E+00
518	0.0E+00	5	0.00E+00
519	0.0E+00	5	0.00E+00
520	0.0E+00	5	0.00E+00
521	0.0E+00	5	0.00E+00
522	0.0E+00	5	0.00E+00
523	0.0E+00	5	0.00E+00
524	0.0E+00	5	0.00E+00
525	0.0E+00	5	0.00E+00
526	0.0E+00	5	0.00E+00
527	0.0E+00	5	0.00E+00
528	0.0E+00	5	0.00E+00
529	0.0E+00	5	0.00E+00
530	0.0E+00	5	0.00E+00
531	0.0E+00	5	0.00E+00
532	0.0E+00	5	0.00E+00
533	0.0E+00	5	0.00E+00
534	0.0E+00	5	0.00E+00
535	0.0E+00	5	0.00E+00
536	0.0E+00	5	0.00E+00
537	0.0E+00	5	0.00E+00
538	0.0E+00	5	0.00E+00
539	0.0E+00	5	0.00E+00
540	0.0E+00	5	0.00E+00
541	0.0E+00	5	0.00E+00
542	0.0E+00	5	0.00E+00
543	0.0E+00	5	0.00E+00
544	0.0E+00	5	0.00E+00
545	0.0E+00	5	0.00E+00
546	0.0E+00	5	0.00E+00

Ventura Ranch
P2 (on) - Building Construction

Max Cancer Risk Cancer Risk		*Chronic Non Cancer Risk*	
Receptor #	**Total Risk/ Million**	**REL**	**HI Offroad**
547	0.0E+00	5	0.00E+00
548	0.0E+00	5	0.00E+00
549	0.0E+00	5	0.00E+00
550	0.0E+00	5	0.00E+00
551	0.0E+00	5	0.00E+00
552	0.0E+00	5	0.00E+00
553	0.0E+00	5	0.00E+00
554	0.0E+00	5	0.00E+00
555	0.0E+00	5	0.00E+00
556	0.0E+00	5	0.00E+00
557	0.0E+00	5	0.00E+00
558	0.0E+00	5	0.00E+00
559	0.0E+00	5	0.00E+00
560	0.0E+00	5	0.00E+00
0	0.0E+00	5	0.00E+00

Ventura Ranch

P2 (on) - Building Construction Haul or Vendor Risk

		Cancer Risk from Birth to 2 years								
Receptor #	Conc	g/sec	Cair	Dose Constant	Dose	ED	Risk Constant	Risk	Constant 2	Risk/ Million
361	0.27315	2.40E-06	6.5E-07	1.05E-03	6.84E-10	0.84	1.57E-01	8.98E-11	1.0E+06	9.0E-05
362	0.25932	2.40E-06	6.2E-07	1.05E-03	6.49E-10	0.84	1.57E-01	8.52E-11	1.0E+06	8.5E-05
363	0.24831	2.40E-06	5.9E-07	1.05E-03	6.22E-10	0.84	1.57E-01	8.16E-11	1.0E+06	8.2E-05
364	0.23859	2.40E-06	5.7E-07	1.05E-03	5.97E-10	0.84	1.57E-01	7.84E-11	1.0E+06	7.8E-05
365	0.22897	2.40E-06	5.5E-07	1.05E-03	5.73E-10	0.84	1.57E-01	7.53E-11	1.0E+06	7.5E-05
366	0.21609	2.40E-06	5.2E-07	1.05E-03	5.41E-10	0.84	1.57E-01	7.10E-11	1.0E+06	7.1E-05
367	0.20281	2.40E-06	4.9E-07	1.05E-03	5.08E-10	0.84	1.57E-01	6.67E-11	1.0E+06	6.7E-05
368	0.19034	2.40E-06	4.6E-07	1.05E-03	4.77E-10	0.84	1.57E-01	6.26E-11	1.0E+06	6.3E-05
369	0.17571	2.40E-06	4.2E-07	1.05E-03	4.40E-10	0.84	1.57E-01	5.78E-11	1.0E+06	5.8E-05
370	0.16101	2.40E-06	3.9E-07	1.05E-03	4.03E-10	0.84	1.57E-01	5.29E-11	1.0E+06	5.3E-05
371	0.14724	2.40E-06	3.5E-07	1.05E-03	3.69E-10	0.84	1.57E-01	4.84E-11	1.0E+06	4.8E-05
372	0.13459	2.40E-06	3.2E-07	1.05E-03	3.37E-10	0.84	1.57E-01	4.42E-11	1.0E+06	4.4E-05
373	0.1224	2.40E-06	2.9E-07	1.05E-03	3.06E-10	0.84	1.57E-01	4.02E-11	1.0E+06	4.0E-05
374	0.1112	2.40E-06	2.7E-07	1.05E-03	2.78E-10	0.84	1.57E-01	3.66E-11	1.0E+06	3.7E-05
375	0.10302	2.40E-06	2.5E-07	1.05E-03	2.58E-10	0.84	1.57E-01	3.39E-11	1.0E+06	3.4E-05
376	0.09592	2.40E-06	2.3E-07	1.05E-03	2.40E-10	0.84	1.57E-01	3.15E-11	1.0E+06	3.2E-05
377	0.08104	2.40E-06	1.9E-07	1.05E-03	2.03E-10	0.84	1.57E-01	2.66E-11	1.0E+06	2.7E-05
378	0.07653	2.40E-06	1.8E-07	1.05E-03	1.92E-10	0.84	1.57E-01	2.52E-11	1.0E+06	2.5E-05
379	0.0675	2.40E-06	1.6E-07	1.05E-03	1.69E-10	0.84	1.57E-01	2.22E-11	1.0E+06	2.2E-05
380	0.06248	2.40E-06	1.5E-07	1.05E-03	1.56E-10	0.84	1.57E-01	2.05E-11	1.0E+06	2.1E-05
381	0.05649	2.40E-06	1.4E-07	1.05E-03	1.41E-10	0.84	1.57E-01	1.86E-11	1.0E+06	1.9E-05
382	0.20923	2.40E-06	5.0E-07	1.05E-03	5.24E-10	0.84	1.57E-01	6.88E-11	1.0E+06	6.9E-05
383	0.19546	2.40E-06	4.7E-07	1.05E-03	4.89E-10	0.84	1.57E-01	6.43E-11	1.0E+06	6.4E-05
384	0.18164	2.40E-06	4.4E-07	1.05E-03	4.55E-10	0.84	1.57E-01	5.97E-11	1.0E+06	6.0E-05
385	0.16816	2.40E-06	4.0E-07	1.05E-03	4.21E-10	0.84	1.57E-01	5.53E-11	1.0E+06	5.5E-05
386	0.15452	2.40E-06	3.7E-07	1.05E-03	3.87E-10	0.84	1.57E-01	5.08E-11	1.0E+06	5.1E-05
387	0.13999	2.40E-06	3.4E-07	1.05E-03	3.50E-10	0.84	1.57E-01	4.60E-11	1.0E+06	4.6E-05
388	0.12585	2.40E-06	3.0E-07	1.05E-03	3.15E-10	0.84	1.57E-01	4.14E-11	1.0E+06	4.1E-05
389	0.11535	2.40E-06	2.8E-07	1.05E-03	2.89E-10	0.84	1.57E-01	3.79E-11	1.0E+06	3.8E-05
390	0.10967	2.40E-06	2.6E-07	1.05E-03	2.75E-10	0.84	1.57E-01	3.61E-11	1.0E+06	3.6E-05
391	0.09173	2.40E-06	2.2E-07	1.05E-03	2.30E-10	0.84	1.57E-01	3.02E-11	1.0E+06	3.0E-05

Ventura Ranch

P2 (on) - Building Construction Haul or Vendor Risk

		Cancer Risk from Birth to 2 years								
Receptor #	Conc	g/sec	Cair	Dose Constant	Dose	ED	Risk Constant	Risk	Constant 2	Risk/ Million
392	0.07026	2.40E-06	1.7E-07	1.05E-03	1.76E-10	0.84	1.57E-01	2.31E-11	1.0E+06	2.3E-05
393	0.06847	2.40E-06	1.6E-07	1.05E-03	1.71E-10	0.84	1.57E-01	2.25E-11	1.0E+06	2.3E-05
394	0.0699	2.40E-06	1.7E-07	1.05E-03	1.75E-10	0.84	1.57E-01	2.30E-11	1.0E+06	2.3E-05
395	0.13203	2.40E-06	3.2E-07	1.05E-03	3.31E-10	0.84	1.57E-01	4.34E-11	1.0E+06	4.3E-05
396	0.11424	2.40E-06	2.7E-07	1.05E-03	2.86E-10	0.84	1.57E-01	3.76E-11	1.0E+06	3.8E-05
397	0.59905	2.40E-06	1.4E-06	1.05E-03	1.50E-09	0.84	1.57E-01	1.97E-10	1.0E+06	2.0E-04
398	0.52159	2.40E-06	1.2E-06	1.05E-03	1.31E-09	0.84	1.57E-01	1.71E-10	1.0E+06	1.7E-04
399	0.45967	2.40E-06	1.1E-06	1.05E-03	1.15E-09	0.84	1.57E-01	1.51E-10	1.0E+06	1.5E-04
400	0.41289	2.40E-06	9.9E-07	1.05E-03	1.03E-09	0.84	1.57E-01	1.36E-10	1.0E+06	1.4E-04
401	0.66058	2.40E-06	1.6E-06	1.05E-03	1.65E-09	0.84	1.57E-01	2.17E-10	1.0E+06	2.2E-04
402	0.57043	2.40E-06	1.4E-06	1.05E-03	1.43E-09	0.84	1.57E-01	1.88E-10	1.0E+06	1.9E-04
403	0.49903	2.40E-06	1.2E-06	1.05E-03	1.25E-09	0.84	1.57E-01	1.64E-10	1.0E+06	1.6E-04
404	0.44544	2.40E-06	1.1E-06	1.05E-03	1.12E-09	0.84	1.57E-01	1.46E-10	1.0E+06	1.5E-04
405	0.406	2.40E-06	9.7E-07	1.05E-03	1.02E-09	0.84	1.57E-01	1.33E-10	1.0E+06	1.3E-04
406	0.22884	2.40E-06	5.5E-07	1.05E-03	5.73E-10	0.84	1.57E-01	7.52E-11	1.0E+06	7.5E-05
407	0.21212	2.40E-06	5.1E-07	1.05E-03	5.31E-10	0.84	1.57E-01	6.97E-11	1.0E+06	7.0E-05
408	0.62767	2.40E-06	1.5E-06	1.05E-03	1.57E-09	0.84	1.57E-01	2.06E-10	1.0E+06	2.1E-04
409	0.54418	2.40E-06	1.3E-06	1.05E-03	1.36E-09	0.84	1.57E-01	1.79E-10	1.0E+06	1.8E-04
410	0.48257	2.40E-06	1.2E-06	1.05E-03	1.21E-09	0.84	1.57E-01	1.59E-10	1.0E+06	1.6E-04
411	0.43873	2.40E-06	1.1E-06	1.05E-03	1.10E-09	0.84	1.57E-01	1.44E-10	1.0E+06	1.4E-04
412	0.24121	2.40E-06	5.8E-07	1.05E-03	6.04E-10	0.84	1.57E-01	7.93E-11	1.0E+06	7.9E-05
413	0.22198	2.40E-06	5.3E-07	1.05E-03	5.56E-10	0.84	1.57E-01	7.30E-11	1.0E+06	7.3E-05
414	0.20776	2.40E-06	5.0E-07	1.05E-03	5.20E-10	0.84	1.57E-01	6.83E-11	1.0E+06	6.8E-05
415	0.59869	2.40E-06	1.4E-06	1.05E-03	1.50E-09	0.84	1.57E-01	1.97E-10	1.0E+06	2.0E-04
416	0.52756	2.40E-06	1.3E-06	1.05E-03	1.32E-09	0.84	1.57E-01	1.73E-10	1.0E+06	1.7E-04
417	0.47756	2.40E-06	1.1E-06	1.05E-03	1.20E-09	0.84	1.57E-01	1.57E-10	1.0E+06	1.6E-04
418	0.4413	2.40E-06	1.1E-06	1.05E-03	1.10E-09	0.84	1.57E-01	1.45E-10	1.0E+06	1.5E-04
419	0.25411	2.40E-06	6.1E-07	1.05E-03	6.36E-10	0.84	1.57E-01	8.35E-11	1.0E+06	8.4E-05
420	0.2347	2.40E-06	5.6E-07	1.05E-03	5.88E-10	0.84	1.57E-01	7.72E-11	1.0E+06	7.7E-05
421	0.21828	2.40E-06	5.2E-07	1.05E-03	5.46E-10	0.84	1.57E-01	7.18E-11	1.0E+06	7.2E-05
422	0.26761	2.40E-06	6.4E-07	1.05E-03	6.70E-10	0.84	1.57E-01	8.80E-11	1.0E+06	8.8E-05

Ventura Ranch

P2 (on) - Building Construction Haul or Vendor Risk

		Cancer Risk from Birth to 2 years								
Receptor #	Conc	g/sec	Cair	Dose Constant	Dose	ED	Risk Constant	Risk	Constant 2	Risk/ Million
423	0.24748	2.40E-06	5.9E-07	1.05E-03	6.20E-10	0.84	1.57E-01	8.14E-11	1.0E+06	8.1E-05
424	0.22779	2.40E-06	5.5E-07	1.05E-03	5.70E-10	0.84	1.57E-01	7.49E-11	1.0E+06	7.5E-05
425	0.26071	2.40E-06	6.2E-07	1.05E-03	6.53E-10	0.84	1.57E-01	8.57E-11	1.0E+06	8.6E-05
426	1.01211	2.40E-06	2.4E-06	1.05E-03	2.53E-09	0.84	1.57E-01	3.33E-10	1.0E+06	3.3E-04
427	0.8335	2.40E-06	2.0E-06	1.05E-03	2.09E-09	0.84	1.57E-01	2.74E-10	1.0E+06	2.7E-04
428	0.12834	2.40E-06	3.1E-07	1.05E-03	3.21E-10	0.84	1.57E-01	4.22E-11	1.0E+06	4.2E-05
429	0.10493	2.40E-06	2.5E-07	1.05E-03	2.63E-10	0.84	1.57E-01	3.45E-11	1.0E+06	3.4E-05
430	0.09134	2.40E-06	2.2E-07	1.05E-03	2.29E-10	0.84	1.57E-01	3.00E-11	1.0E+06	3.0E-05
431	0.0831	2.40E-06	2.0E-07	1.05E-03	2.08E-10	0.84	1.57E-01	2.73E-11	1.0E+06	2.7E-05
432	1.18101	2.40E-06	2.8E-06	1.05E-03	2.96E-09	0.84	1.57E-01	3.88E-10	1.0E+06	3.9E-04
433	0.95471	2.40E-06	2.3E-06	1.05E-03	2.39E-09	0.84	1.57E-01	3.14E-10	1.0E+06	3.1E-04
434	0.16012	2.40E-06	3.8E-07	1.05E-03	4.01E-10	0.84	1.57E-01	5.26E-11	1.0E+06	5.3E-05
435	0.13616	2.40E-06	3.3E-07	1.05E-03	3.41E-10	0.84	1.57E-01	4.48E-11	1.0E+06	4.5E-05
436	0.11261	2.40E-06	2.7E-07	1.05E-03	2.82E-10	0.84	1.57E-01	3.70E-11	1.0E+06	3.7E-05
437	0.09787	2.40E-06	2.3E-07	1.05E-03	2.45E-10	0.84	1.57E-01	3.22E-11	1.0E+06	3.2E-05
438	0.09175	2.40E-06	2.2E-07	1.05E-03	2.30E-10	0.84	1.57E-01	3.02E-11	1.0E+06	3.0E-05
439	1.41082	2.40E-06	3.4E-06	1.05E-03	3.53E-09	0.84	1.57E-01	4.64E-10	1.0E+06	4.6E-04
440	1.11586	2.40E-06	2.7E-06	1.05E-03	2.79E-09	0.84	1.57E-01	3.67E-10	1.0E+06	3.7E-04
441	0.16124	2.40E-06	3.9E-07	1.05E-03	4.04E-10	0.84	1.57E-01	5.30E-11	1.0E+06	5.3E-05
442	0.14458	2.40E-06	3.5E-07	1.05E-03	3.62E-10	0.84	1.57E-01	4.75E-11	1.0E+06	4.8E-05
443	0.13346	2.40E-06	3.2E-07	1.05E-03	3.34E-10	0.84	1.57E-01	4.39E-11	1.0E+06	4.4E-05
444	0.12969	2.40E-06	3.1E-07	1.05E-03	3.25E-10	0.84	1.57E-01	4.26E-11	1.0E+06	4.3E-05
445	0.11177	2.40E-06	2.7E-07	1.05E-03	2.80E-10	0.84	1.57E-01	3.67E-11	1.0E+06	3.7E-05
446	1.73854	2.40E-06	4.2E-06	1.05E-03	4.35E-09	0.84	1.57E-01	5.72E-10	1.0E+06	5.7E-04
447	1.29237	2.40E-06	3.1E-06	1.05E-03	3.24E-09	0.84	1.57E-01	4.25E-10	1.0E+06	4.2E-04
448	0.15899	2.40E-06	3.8E-07	1.05E-03	3.98E-10	0.84	1.57E-01	5.23E-11	1.0E+06	5.2E-05
449	15.57642	2.40E-06	3.7E-05	1.05E-03	3.90E-08	0.84	1.57E-01	5.12E-09	1.0E+06	5.1E-03
450	11.44535	2.40E-06	2.7E-05	1.05E-03	2.87E-08	0.84	1.57E-01	3.76E-09	1.0E+06	3.8E-03
451	18.20645	2.40E-06	4.4E-05	1.05E-03	4.56E-08	0.84	1.57E-01	5.99E-09	1.0E+06	6.0E-03
452	11.18143	2.40E-06	2.7E-05	1.05E-03	2.80E-08	0.84	1.57E-01	3.68E-09	1.0E+06	3.7E-03
453	20.95114	2.40E-06	5.0E-05	1.05E-03	5.25E-08	0.84	1.57E-01	6.89E-09	1.0E+06	6.9E-03

Ventura Ranch

P2 (on) - Building Construction Haul or Vendor Risk

		Cancer Risk from Birth to 2 years								
Receptor #	Conc	g/sec	Cair	Dose Constant	Dose	ED	Risk Constant	Risk	Constant 2	Risk/ Million
454	13.01504	2.40E-06	3.1E-05	1.05E-03	3.26E-08	0.84	1.57E-01	4.28E-09	1.0E+06	4.3E-03
455	9.07432	2.40E-06	2.2E-05	1.05E-03	2.27E-08	0.84	1.57E-01	2.98E-09	1.0E+06	3.0E-03
456	6.64905	2.40E-06	1.6E-05	1.05E-03	1.66E-08	0.84	1.57E-01	2.19E-09	1.0E+06	2.2E-03
457	4.99337	2.40E-06	1.2E-05	1.05E-03	1.25E-08	0.84	1.57E-01	1.64E-09	1.0E+06	1.6E-03
458	3.88847	2.40E-06	9.3E-06	1.05E-03	9.73E-09	0.84	1.57E-01	1.28E-09	1.0E+06	1.3E-03
459	13.73986	2.40E-06	3.3E-05	1.05E-03	3.44E-08	0.84	1.57E-01	4.52E-09	1.0E+06	4.5E-03
460	9.8886	2.40E-06	2.4E-05	1.05E-03	2.48E-08	0.84	1.57E-01	3.25E-09	1.0E+06	3.3E-03
461	7.48414	2.40E-06	1.8E-05	1.05E-03	1.87E-08	0.84	1.57E-01	2.46E-09	1.0E+06	2.5E-03
462	5.78575	2.40E-06	1.4E-05	1.05E-03	1.45E-08	0.84	1.57E-01	1.90E-09	1.0E+06	1.9E-03
463	4.54733	2.40E-06	1.1E-05	1.05E-03	1.14E-08	0.84	1.57E-01	1.49E-09	1.0E+06	1.5E-03
464	3.59595	2.40E-06	8.6E-06	1.05E-03	9.00E-09	0.84	1.57E-01	1.18E-09	1.0E+06	1.2E-03
465	2.88391	2.40E-06	6.9E-06	1.05E-03	7.22E-09	0.84	1.57E-01	9.48E-10	1.0E+06	9.5E-04
466	2.36163	2.40E-06	5.7E-06	1.05E-03	5.91E-09	0.84	1.57E-01	7.76E-10	1.0E+06	7.8E-04
467	1.97939	2.40E-06	4.7E-06	1.05E-03	4.96E-09	0.84	1.57E-01	6.51E-10	1.0E+06	6.5E-04
468	1.68254	2.40E-06	4.0E-06	1.05E-03	4.21E-09	0.84	1.57E-01	5.53E-10	1.0E+06	5.5E-04
469	10.18663	2.40E-06	2.4E-05	1.05E-03	2.55E-08	0.84	1.57E-01	3.35E-09	1.0E+06	3.3E-03
470	7.89632	2.40E-06	1.9E-05	1.05E-03	1.98E-08	0.84	1.57E-01	2.60E-09	1.0E+06	2.6E-03
471	6.24097	2.40E-06	1.5E-05	1.05E-03	1.56E-08	0.84	1.57E-01	2.05E-09	1.0E+06	2.1E-03
472	4.87072	2.40E-06	1.2E-05	1.05E-03	1.22E-08	0.84	1.57E-01	1.60E-09	1.0E+06	1.6E-03
473	3.98433	2.40E-06	9.5E-06	1.05E-03	9.97E-09	0.84	1.57E-01	1.31E-09	1.0E+06	1.3E-03
474	3.32243	2.40E-06	8.0E-06	1.05E-03	8.32E-09	0.84	1.57E-01	1.09E-09	1.0E+06	1.1E-03
475	2.73196	2.40E-06	6.5E-06	1.05E-03	6.84E-09	0.84	1.57E-01	8.98E-10	1.0E+06	9.0E-04
476	2.28217	2.40E-06	5.5E-06	1.05E-03	5.71E-09	0.84	1.57E-01	7.50E-10	1.0E+06	7.5E-04
477	1.93216	2.40E-06	4.6E-06	1.05E-03	4.84E-09	0.84	1.57E-01	6.35E-10	1.0E+06	6.4E-04
478	1.64379	2.40E-06	3.9E-06	1.05E-03	4.12E-09	0.84	1.57E-01	5.40E-10	1.0E+06	5.4E-04
479	1.40249	2.40E-06	3.4E-06	1.05E-03	3.51E-09	0.84	1.57E-01	4.61E-10	1.0E+06	4.6E-04
480	1.20465	2.40E-06	2.9E-06	1.05E-03	3.02E-09	0.84	1.57E-01	3.96E-10	1.0E+06	4.0E-04
481	1.04736	2.40E-06	2.5E-06	1.05E-03	2.62E-09	0.84	1.57E-01	3.44E-10	1.0E+06	3.4E-04
482	0.90873	2.40E-06	2.2E-06	1.05E-03	2.27E-09	0.84	1.57E-01	2.99E-10	1.0E+06	3.0E-04
483	8.06251	2.40E-06	1.9E-05	1.05E-03	2.02E-08	0.84	1.57E-01	2.65E-09	1.0E+06	2.7E-03
484	6.51863	2.40E-06	1.6E-05	1.05E-03	1.63E-08	0.84	1.57E-01	2.14E-09	1.0E+06	2.1E-03

Ventura Ranch

P2 (on) - Building Construction Haul or Vendor Risk

		Cancer Risk from Birth to 2 years								
Receptor #	Conc	g/sec	Cair	Dose Constant	Dose	ED	Risk Constant	Risk	Constant 2	Risk/ Million
485	5.30279	2.40E-06	1.3E-05	1.05E-03	1.33E-08	0.84	1.57E-01	1.74E-09	1.0E+06	1.7E-03
486	4.14953	2.40E-06	9.9E-06	1.05E-03	1.04E-08	0.84	1.57E-01	1.36E-09	1.0E+06	1.4E-03
487	3.52466	2.40E-06	8.4E-06	1.05E-03	8.82E-09	0.84	1.57E-01	1.16E-09	1.0E+06	1.2E-03
488	3.00801	2.40E-06	7.2E-06	1.05E-03	7.53E-09	0.84	1.57E-01	9.89E-10	1.0E+06	9.9E-04
489	2.42478	2.40E-06	5.8E-06	1.05E-03	6.07E-09	0.84	1.57E-01	7.97E-10	1.0E+06	8.0E-04
490	2.08531	2.40E-06	5.0E-06	1.05E-03	5.22E-09	0.84	1.57E-01	6.86E-10	1.0E+06	6.9E-04
491	1.82868	2.40E-06	4.4E-06	1.05E-03	4.58E-09	0.84	1.57E-01	6.01E-10	1.0E+06	6.0E-04
492	1.5757	2.40E-06	3.8E-06	1.05E-03	3.94E-09	0.84	1.57E-01	5.18E-10	1.0E+06	5.2E-04
493	1.37384	2.40E-06	3.3E-06	1.05E-03	3.44E-09	0.84	1.57E-01	4.52E-10	1.0E+06	4.5E-04
494	1.21308	2.40E-06	2.9E-06	1.05E-03	3.04E-09	0.84	1.57E-01	3.99E-10	1.0E+06	4.0E-04
495	1.06348	2.40E-06	2.5E-06	1.05E-03	2.66E-09	0.84	1.57E-01	3.50E-10	1.0E+06	3.5E-04
496	0.93164	2.40E-06	2.2E-06	1.05E-03	2.33E-09	0.84	1.57E-01	3.06E-10	1.0E+06	3.1E-04
497	0.82157	2.40E-06	2.0E-06	1.05E-03	2.06E-09	0.84	1.57E-01	2.70E-10	1.0E+06	2.7E-04
498	0.71713	2.40E-06	1.7E-06	1.05E-03	1.80E-09	0.84	1.57E-01	2.36E-10	1.0E+06	2.4E-04
499	6.61237	2.40E-06	1.6E-05	1.05E-03	1.66E-08	0.84	1.57E-01	2.17E-09	1.0E+06	2.2E-03
500	5.52987	2.40E-06	1.3E-05	1.05E-03	1.38E-08	0.84	1.57E-01	1.82E-09	1.0E+06	1.8E-03
501	4.58597	2.40E-06	1.1E-05	1.05E-03	1.15E-08	0.84	1.57E-01	1.51E-09	1.0E+06	1.5E-03
502	3.61614	2.40E-06	8.7E-06	1.05E-03	9.05E-09	0.84	1.57E-01	1.19E-09	1.0E+06	1.2E-03
503	3.15758	2.40E-06	7.6E-06	1.05E-03	7.90E-09	0.84	1.57E-01	1.04E-09	1.0E+06	1.0E-03
504	2.71604	2.40E-06	6.5E-06	1.05E-03	6.80E-09	0.84	1.57E-01	8.93E-10	1.0E+06	8.9E-04
505	2.20625	2.40E-06	5.3E-06	1.05E-03	5.52E-09	0.84	1.57E-01	7.25E-10	1.0E+06	7.3E-04
506	1.93656	2.40E-06	4.6E-06	1.05E-03	4.85E-09	0.84	1.57E-01	6.37E-10	1.0E+06	6.4E-04
507	1.71451	2.40E-06	4.1E-06	1.05E-03	4.29E-09	0.84	1.57E-01	5.64E-10	1.0E+06	5.6E-04
508	1.46985	2.40E-06	3.5E-06	1.05E-03	3.68E-09	0.84	1.57E-01	4.83E-10	1.0E+06	4.8E-04
509	1.29854	2.40E-06	3.1E-06	1.05E-03	3.25E-09	0.84	1.57E-01	4.27E-10	1.0E+06	4.3E-04
510	1.17389	2.40E-06	2.8E-06	1.05E-03	2.94E-09	0.84	1.57E-01	3.86E-10	1.0E+06	3.9E-04
511	1.03333	2.40E-06	2.5E-06	1.05E-03	2.59E-09	0.84	1.57E-01	3.40E-10	1.0E+06	3.4E-04
512	0.90876	2.40E-06	2.2E-06	1.05E-03	2.28E-09	0.84	1.57E-01	2.99E-10	1.0E+06	3.0E-04
513	0.82556	2.40E-06	2.0E-06	1.05E-03	2.07E-09	0.84	1.57E-01	2.71E-10	1.0E+06	2.7E-04
514	0.73055	2.40E-06	1.7E-06	1.05E-03	1.83E-09	0.84	1.57E-01	2.40E-10	1.0E+06	2.4E-04
515	5.61883	2.40E-06	1.3E-05	1.05E-03	1.41E-08	0.84	1.57E-01	1.85E-09	1.0E+06	1.8E-03

Ventura Ranch

P2 (on) - Building Construction Haul or Vendor Risk

		Cancer Risk from Birth to 2 years								
Receptor #	Conc	g/sec	Cair	Dose Constant	Dose	ED	Risk Constant	Risk	Constant 2	Risk/ Million
516	4.79418	2.40E-06	1.1E-05	1.05E-03	1.20E-08	0.84	1.57E-01	1.58E-09	1.0E+06	1.6E-03
517	4.02371	2.40E-06	9.6E-06	1.05E-03	1.01E-08	0.84	1.57E-01	1.32E-09	1.0E+06	1.3E-03
518	3.19956	2.40E-06	7.7E-06	1.05E-03	8.01E-09	0.84	1.57E-01	1.05E-09	1.0E+06	1.1E-03
519	2.83648	2.40E-06	6.8E-06	1.05E-03	7.10E-09	0.84	1.57E-01	9.32E-10	1.0E+06	9.3E-04
520	2.46405	2.40E-06	5.9E-06	1.05E-03	6.17E-09	0.84	1.57E-01	8.10E-10	1.0E+06	8.1E-04
521	2.02437	2.40E-06	4.8E-06	1.05E-03	5.07E-09	0.84	1.57E-01	6.65E-10	1.0E+06	6.7E-04
522	1.79538	2.40E-06	4.3E-06	1.05E-03	4.49E-09	0.84	1.57E-01	5.90E-10	1.0E+06	5.9E-04
523	1.60527	2.40E-06	3.8E-06	1.05E-03	4.02E-09	0.84	1.57E-01	5.28E-10	1.0E+06	5.3E-04
524	1.38759	2.40E-06	3.3E-06	1.05E-03	3.47E-09	0.84	1.57E-01	4.56E-10	1.0E+06	4.6E-04
525	1.23382	2.40E-06	3.0E-06	1.05E-03	3.09E-09	0.84	1.57E-01	4.06E-10	1.0E+06	4.1E-04
526	1.12484	2.40E-06	2.7E-06	1.05E-03	2.82E-09	0.84	1.57E-01	3.70E-10	1.0E+06	3.7E-04
527	0.99751	2.40E-06	2.4E-06	1.05E-03	2.50E-09	0.84	1.57E-01	3.28E-10	1.0E+06	3.3E-04
528	0.87538	2.40E-06	2.1E-06	1.05E-03	2.19E-09	0.84	1.57E-01	2.88E-10	1.0E+06	2.9E-04
529	0.80333	2.40E-06	1.9E-06	1.05E-03	2.01E-09	0.84	1.57E-01	2.64E-10	1.0E+06	2.6E-04
530	0.71866	2.40E-06	1.7E-06	1.05E-03	1.80E-09	0.84	1.57E-01	2.36E-10	1.0E+06	2.4E-04
531	4.89369	2.40E-06	1.2E-05	1.05E-03	1.23E-08	0.84	1.57E-01	1.61E-09	1.0E+06	1.6E-03
532	4.23822	2.40E-06	1.0E-05	1.05E-03	1.06E-08	0.84	1.57E-01	1.39E-09	1.0E+06	1.4E-03
533	3.5815	2.40E-06	8.6E-06	1.05E-03	8.97E-09	0.84	1.57E-01	1.18E-09	1.0E+06	1.2E-03
534	2.8665	2.40E-06	6.9E-06	1.05E-03	7.18E-09	0.84	1.57E-01	9.42E-10	1.0E+06	9.4E-04
535	2.55401	2.40E-06	6.1E-06	1.05E-03	6.39E-09	0.84	1.57E-01	8.40E-10	1.0E+06	8.4E-04
536	2.2436	2.40E-06	5.4E-06	1.05E-03	5.62E-09	0.84	1.57E-01	7.38E-10	1.0E+06	7.4E-04
537	1.86418	2.40E-06	4.5E-06	1.05E-03	4.67E-09	0.84	1.57E-01	6.13E-10	1.0E+06	6.1E-04
538	1.66048	2.40E-06	4.0E-06	1.05E-03	4.16E-09	0.84	1.57E-01	5.46E-10	1.0E+06	5.5E-04
539	1.49454	2.40E-06	3.6E-06	1.05E-03	3.74E-09	0.84	1.57E-01	4.91E-10	1.0E+06	4.9E-04
540	1.30111	2.40E-06	3.1E-06	1.05E-03	3.26E-09	0.84	1.57E-01	4.28E-10	1.0E+06	4.3E-04
541	1.15995	2.40E-06	2.8E-06	1.05E-03	2.90E-09	0.84	1.57E-01	3.81E-10	1.0E+06	3.8E-04
542	1.06517	2.40E-06	2.6E-06	1.05E-03	2.67E-09	0.84	1.57E-01	3.50E-10	1.0E+06	3.5E-04
543	0.95092	2.40E-06	2.3E-06	1.05E-03	2.38E-09	0.84	1.57E-01	3.13E-10	1.0E+06	3.1E-04
544	0.8363	2.40E-06	2.0E-06	1.05E-03	2.09E-09	0.84	1.57E-01	2.75E-10	1.0E+06	2.7E-04
545	0.77225	2.40E-06	1.8E-06	1.05E-03	1.93E-09	0.84	1.57E-01	2.54E-10	1.0E+06	2.5E-04
546	0.69601	2.40E-06	1.7E-06	1.05E-03	1.74E-09	0.84	1.57E-01	2.29E-10	1.0E+06	2.3E-04

Ventura Ranch

P2 (on) - Building Construction Haul or Vendor Risk

		Cancer Risk from Birth to 2 years								
Receptor #	Conc	g/sec	Cair	Dose Constant	Dose	ED	Risk Constant	Risk	Constant 2	Risk/ Million
547	4.36778	2.40E-06	1.0E-05	1.05E-03	1.09E-08	0.84	1.57E-01	1.44E-09	1.0E+06	1.4E-03
548	3.80089	2.40E-06	9.1E-06	1.05E-03	9.52E-09	0.84	1.57E-01	1.25E-09	1.0E+06	1.2E-03
549	3.22347	2.40E-06	7.7E-06	1.05E-03	8.07E-09	0.84	1.57E-01	1.06E-09	1.0E+06	1.1E-03
550	2.5863	2.40E-06	6.2E-06	1.05E-03	6.47E-09	0.84	1.57E-01	8.50E-10	1.0E+06	8.5E-04
551	2.31388	2.40E-06	5.5E-06	1.05E-03	5.79E-09	0.84	1.57E-01	7.61E-10	1.0E+06	7.6E-04
552	2.05249	2.40E-06	4.9E-06	1.05E-03	5.14E-09	0.84	1.57E-01	6.75E-10	1.0E+06	6.7E-04
553	1.71095	2.40E-06	4.1E-06	1.05E-03	4.28E-09	0.84	1.57E-01	5.62E-10	1.0E+06	5.6E-04
554	1.53079	2.40E-06	3.7E-06	1.05E-03	3.83E-09	0.84	1.57E-01	5.03E-10	1.0E+06	5.0E-04
555	1.38985	2.40E-06	3.3E-06	1.05E-03	3.48E-09	0.84	1.57E-01	4.57E-10	1.0E+06	4.6E-04
556	1.21992	2.40E-06	2.9E-06	1.05E-03	3.05E-09	0.84	1.57E-01	4.01E-10	1.0E+06	4.0E-04
557	1.09269	2.40E-06	2.6E-06	1.05E-03	2.74E-09	0.84	1.57E-01	3.59E-10	1.0E+06	3.6E-04
558	1.00881	2.40E-06	2.4E-06	1.05E-03	2.53E-09	0.84	1.57E-01	3.32E-10	1.0E+06	3.3E-04
559	0.90597	2.40E-06	2.2E-06	1.05E-03	2.27E-09	0.84	1.57E-01	2.98E-10	1.0E+06	3.0E-04
560	0.79278	2.40E-06	1.9E-06	1.05E-03	1.98E-09	0.84	1.57E-01	2.61E-10	1.0E+06	2.6E-04
0	0.73859	2.40E-06	1.8E-06	1.05E-03	1.85E-09	0.84	1.57E-01	2.43E-10	1.0E+06	2.4E-04

Ventura Ranch

P2 (on) - Building Construction Haul or Vendor Risk

Max Cancer Risk Cancer Risk	
Receptor #	**Total Risk/ Million**
361	9.0E-05
362	8.5E-05
363	8.2E-05
364	7.8E-05
365	7.5E-05
366	7.1E-05
367	6.7E-05
368	6.3E-05
369	5.8E-05
370	5.3E-05
371	4.8E-05
372	4.4E-05
373	4.0E-05
374	3.7E-05
375	3.4E-05
376	3.2E-05
377	2.7E-05
378	2.5E-05
379	2.2E-05
380	2.1E-05
381	1.9E-05
382	6.9E-05
383	6.4E-05
384	6.0E-05
385	5.5E-05
386	5.1E-05
387	4.6E-05
388	4.1E-05
389	3.8E-05
390	3.6E-05
391	3.0E-05

Max	**Receptor #**	
0.007	453	Res

Chronic Non Cancer Risk	
REL	**HI Offroad**
5	1.31E-07
5	1.24E-07
5	1.19E-07
5	1.14E-07
5	1.10E-07
5	1.04E-07
5	9.72E-08
5	9.12E-08
5	8.42E-08
5	7.71E-08
5	7.05E-08
5	6.45E-08
5	5.86E-08
5	5.33E-08
5	4.94E-08
5	4.59E-08
5	3.88E-08
5	3.67E-08
5	3.23E-08
5	2.99E-08
5	2.71E-08
5	1.00E-07
5	9.36E-08
5	8.70E-08
5	8.06E-08
5	7.40E-08
5	6.71E-08
5	6.03E-08
5	5.53E-08
5	5.25E-08
5	4.39E-08

Max	**Receptor #**	
1.004E-05	453	Res

Ventura Ranch

P2 (on) - Building Construction Haul or Vendor Risk

Max Cancer Risk Cancer Risk		*Chronic Non Cancer Risk*	
Receptor #	Total Risk/ Million	REL	HI Offroad
392	2.3E-05	5	3.37E-08
393	2.3E-05	5	3.28E-08
394	2.3E-05	5	3.35E-08
395	4.3E-05	5	6.32E-08
396	3.8E-05	5	5.47E-08
397	2.0E-04	5	2.87E-07
398	1.7E-04	5	2.50E-07
399	1.5E-04	5	2.20E-07
400	1.4E-04	5	1.98E-07
401	2.2E-04	5	3.16E-07
402	1.9E-04	5	2.73E-07
403	1.6E-04	5	2.39E-07
404	1.5E-04	5	2.13E-07
405	1.3E-04	5	1.94E-07
406	7.5E-05	5	1.10E-07
407	7.0E-05	5	1.02E-07
408	2.1E-04	5	3.01E-07
409	1.8E-04	5	2.61E-07
410	1.6E-04	5	2.31E-07
411	1.4E-04	5	2.10E-07
412	7.9E-05	5	1.16E-07
413	7.3E-05	5	1.06E-07
414	6.8E-05	5	9.95E-08
415	2.0E-04	5	2.87E-07
416	1.7E-04	5	2.53E-07
417	1.6E-04	5	2.29E-07
418	1.5E-04	5	2.11E-07
419	8.4E-05	5	1.22E-07
420	7.7E-05	5	1.12E-07
421	7.2E-05	5	1.05E-07
422	8.8E-05	5	1.28E-07

Ventura Ranch

P2 (on) - Building Construction Haul or Vendor Risk

Max Cancer Risk Cancer Risk		*Chronic Non Cancer Risk*	
Receptor #	Total Risk/ Million	REL	HI Offroad
423	8.1E-05	5	1.19E-07
424	7.5E-05	5	1.09E-07
425	8.6E-05	5	1.25E-07
426	3.3E-04	5	4.85E-07
427	2.7E-04	5	3.99E-07
428	4.2E-05	5	6.15E-08
429	3.4E-05	5	5.03E-08
430	3.0E-05	5	4.38E-08
431	2.7E-05	5	3.98E-08
432	3.9E-04	5	5.66E-07
433	3.1E-04	5	4.57E-07
434	5.3E-05	5	7.67E-08
435	4.5E-05	5	6.52E-08
436	3.7E-05	5	5.39E-08
437	3.2E-05	5	4.69E-08
438	3.0E-05	5	4.40E-08
439	4.6E-04	5	6.76E-07
440	3.7E-04	5	5.35E-07
441	5.3E-05	5	7.72E-08
442	4.8E-05	5	6.93E-08
443	4.4E-05	5	6.39E-08
444	4.3E-05	5	6.21E-08
445	3.7E-05	5	5.35E-08
446	5.7E-04	5	8.33E-07
447	4.2E-04	5	6.19E-07
448	5.2E-05	5	7.62E-08
449	5.1E-03	5	7.46E-06
450	3.8E-03	5	5.48E-06
451	6.0E-03	5	8.72E-06
452	3.7E-03	5	5.36E-06
453	6.9E-03	5	1.00E-05

Ventura Ranch

P2 (on) - Building Construction Haul or Vendor Risk

Max Cancer Risk Cancer Risk		*Chronic Non Cancer Risk*	
Receptor #	Total Risk/ Million	REL	HI Offroad
454	4.3E-03	5	6.23E-06
455	3.0E-03	5	4.35E-06
456	2.2E-03	5	3.19E-06
457	1.6E-03	5	2.39E-06
458	1.3E-03	5	1.86E-06
459	4.5E-03	5	6.58E-06
460	3.3E-03	5	4.74E-06
461	2.5E-03	5	3.59E-06
462	1.9E-03	5	2.77E-06
463	1.5E-03	5	2.18E-06
464	1.2E-03	5	1.72E-06
465	9.5E-04	5	1.38E-06
466	7.8E-04	5	1.13E-06
467	6.5E-04	5	9.48E-07
468	5.5E-04	5	8.06E-07
469	3.3E-03	5	4.88E-06
470	2.6E-03	5	3.78E-06
471	2.1E-03	5	2.99E-06
472	1.6E-03	5	2.33E-06
473	1.3E-03	5	1.91E-06
474	1.1E-03	5	1.59E-06
475	9.0E-04	5	1.31E-06
476	7.5E-04	5	1.09E-06
477	6.4E-04	5	9.26E-07
478	5.4E-04	5	7.87E-07
479	4.6E-04	5	6.72E-07
480	4.0E-04	5	5.77E-07
481	3.4E-04	5	5.02E-07
482	3.0E-04	5	4.35E-07
483	2.7E-03	5	3.86E-06
484	2.1E-03	5	3.12E-06

Ventura Ranch

P2 (on) - Building Construction Haul or Vendor Risk

Max Cancer Risk Cancer Risk		*Chronic Non Cancer Risk*	
Receptor #	Total Risk/ Million	REL	HI Offroad
485	1.7E-03	5	2.54E-06
486	1.4E-03	5	1.99E-06
487	1.2E-03	5	1.69E-06
488	9.9E-04	5	1.44E-06
489	8.0E-04	5	1.16E-06
490	6.9E-04	5	9.99E-07
491	6.0E-04	5	8.76E-07
492	5.2E-04	5	7.55E-07
493	4.5E-04	5	6.58E-07
494	4.0E-04	5	5.81E-07
495	3.5E-04	5	5.09E-07
496	3.1E-04	5	4.46E-07
497	2.7E-04	5	3.94E-07
498	2.4E-04	5	3.44E-07
499	2.2E-03	5	3.17E-06
500	1.8E-03	5	2.65E-06
501	1.5E-03	5	2.20E-06
502	1.2E-03	5	1.73E-06
503	1.0E-03	5	1.51E-06
504	8.9E-04	5	1.30E-06
505	7.3E-04	5	1.06E-06
506	6.4E-04	5	9.28E-07
507	5.6E-04	5	8.21E-07
508	4.8E-04	5	7.04E-07
509	4.3E-04	5	6.22E-07
510	3.9E-04	5	5.62E-07
511	3.4E-04	5	4.95E-07
512	3.0E-04	5	4.35E-07
513	2.7E-04	5	3.95E-07
514	2.4E-04	5	3.50E-07
515	1.8E-03	5	2.69E-06

Ventura Ranch

P2 (on) - Building Construction Haul or Vendor Risk

Max Cancer Risk Cancer Risk		*Chronic Non Cancer Risk*	
Receptor #	Total Risk/ Million	REL	HI Offroad
516	1.6E-03	5	2.30E-06
517	1.3E-03	5	1.93E-06
518	1.1E-03	5	1.53E-06
519	9.3E-04	5	1.36E-06
520	8.1E-04	5	1.18E-06
521	6.7E-04	5	9.70E-07
522	5.9E-04	5	8.60E-07
523	5.3E-04	5	7.69E-07
524	4.6E-04	5	6.65E-07
525	4.1E-04	5	5.91E-07
526	3.7E-04	5	5.39E-07
527	3.3E-04	5	4.78E-07
528	2.9E-04	5	4.19E-07
529	2.6E-04	5	3.85E-07
530	2.4E-04	5	3.44E-07
531	1.6E-03	5	2.34E-06
532	1.4E-03	5	2.03E-06
533	1.2E-03	5	1.72E-06
534	9.4E-04	5	1.37E-06
535	8.4E-04	5	1.22E-06
536	7.4E-04	5	1.07E-06
537	6.1E-04	5	8.93E-07
538	5.5E-04	5	7.95E-07
539	4.9E-04	5	7.16E-07
540	4.3E-04	5	6.23E-07
541	3.8E-04	5	5.56E-07
542	3.5E-04	5	5.10E-07
543	3.1E-04	5	4.56E-07
544	2.7E-04	5	4.01E-07
545	2.5E-04	5	3.70E-07
546	2.3E-04	5	3.33E-07

Ventura Ranch

P2 (on) - Building Construction Haul or Vendor Risk

Max Cancer Risk Cancer Risk		*Chronic Non Cancer Risk*	
Receptor #	**Total Risk/ Million**	**REL**	**HI Offroad**
547	1.4E-03	5	2.09E-06
548	1.2E-03	5	1.82E-06
549	1.1E-03	5	1.54E-06
550	8.5E-04	5	1.24E-06
551	7.6E-04	5	1.11E-06
552	6.7E-04	5	9.83E-07
553	5.6E-04	5	8.20E-07
554	5.0E-04	5	7.33E-07
555	4.6E-04	5	6.66E-07
556	4.0E-04	5	5.84E-07
557	3.6E-04	5	5.23E-07
558	3.3E-04	5	4.83E-07
559	3.0E-04	5	4.34E-07
560	2.6E-04	5	3.80E-07
0	2.4E-04	5	3.54E-07

Ventura Ranch
P2 (on) - Paving

							Cancer Risk from Birth to 2 years			
Receptor #	Conc	g/sec	Cair	Dose Constant	Dose	ED	Risk Constant	Risk	Constant 2	Risk/ Million
361	4.95535	6.30E-04	3.1E-03	1.05E-03	3.26E-06	0.08	1.57E-01	4.21E-08	1.0E+06	4.2E-02
362	6.60902	6.30E-04	4.2E-03	1.05E-03	4.35E-06	0.08	1.57E-01	5.62E-08	1.0E+06	5.6E-02
363	9.04167	6.30E-04	5.7E-03	1.05E-03	5.95E-06	0.08	1.57E-01	7.69E-08	1.0E+06	7.7E-02
364	12.56923	6.30E-04	7.9E-03	1.05E-03	8.28E-06	0.08	1.57E-01	1.07E-07	1.0E+06	1.1E-01
365	4.92029	6.30E-04	3.1E-03	1.05E-03	3.24E-06	0.08	1.57E-01	4.18E-08	1.0E+06	4.2E-02
366	6.62361	6.30E-04	4.2E-03	1.05E-03	4.36E-06	0.08	1.57E-01	5.63E-08	1.0E+06	5.6E-02
367	9.23724	6.30E-04	5.8E-03	1.05E-03	6.08E-06	0.08	1.57E-01	7.86E-08	1.0E+06	7.9E-02
368	13.25394	6.30E-04	8.3E-03	1.05E-03	8.73E-06	0.08	1.57E-01	1.13E-07	1.0E+06	1.1E-01
369	19.34442	6.30E-04	1.2E-02	1.05E-03	1.27E-05	0.08	1.57E-01	1.65E-07	1.0E+06	1.6E-01
370	26.70815	6.30E-04	1.7E-02	1.05E-03	1.76E-05	0.08	1.57E-01	2.27E-07	1.0E+06	2.3E-01
371	4.85045	6.30E-04	3.1E-03	1.05E-03	3.19E-06	0.08	1.57E-01	4.13E-08	1.0E+06	4.1E-02
372	6.55967	6.30E-04	4.1E-03	1.05E-03	4.32E-06	0.08	1.57E-01	5.58E-08	1.0E+06	5.6E-02
373	9.29182	6.30E-04	5.9E-03	1.05E-03	6.12E-06	0.08	1.57E-01	7.90E-08	1.0E+06	7.9E-02
374	13.70233	6.30E-04	8.6E-03	1.05E-03	9.02E-06	0.08	1.57E-01	1.17E-07	1.0E+06	1.2E-01
375	20.62319	6.30E-04	1.3E-02	1.05E-03	1.36E-05	0.08	1.57E-01	1.75E-07	1.0E+06	1.8E-01
376	4.71558	6.30E-04	3.0E-03	1.05E-03	3.11E-06	0.08	1.57E-01	4.01E-08	1.0E+06	4.0E-02
377	6.36714	6.30E-04	4.0E-03	1.05E-03	4.19E-06	0.08	1.57E-01	5.42E-08	1.0E+06	5.4E-02
378	9.11726	6.30E-04	5.7E-03	1.05E-03	6.00E-06	0.08	1.57E-01	7.75E-08	1.0E+06	7.8E-02
379	13.76331	6.30E-04	8.7E-03	1.05E-03	9.06E-06	0.08	1.57E-01	1.17E-07	1.0E+06	1.2E-01
380	21.20363	6.30E-04	1.3E-02	1.05E-03	1.40E-05	0.08	1.57E-01	1.80E-07	1.0E+06	1.8E-01
381	4.51964	6.30E-04	2.8E-03	1.05E-03	2.98E-06	0.08	1.57E-01	3.84E-08	1.0E+06	3.8E-02
382	6.0317	6.30E-04	3.8E-03	1.05E-03	3.97E-06	0.08	1.57E-01	5.13E-08	1.0E+06	5.1E-02
383	8.66046	6.30E-04	5.5E-03	1.05E-03	5.70E-06	0.08	1.57E-01	7.37E-08	1.0E+06	7.4E-02
384	13.39259	6.30E-04	8.4E-03	1.05E-03	8.82E-06	0.08	1.57E-01	1.14E-07	1.0E+06	1.1E-01
385	20.95751	6.30E-04	1.3E-02	1.05E-03	1.38E-05	0.08	1.57E-01	1.78E-07	1.0E+06	1.8E-01
386	4.26391	6.30E-04	2.7E-03	1.05E-03	2.81E-06	0.08	1.57E-01	3.63E-08	1.0E+06	3.6E-02
387	5.58638	6.30E-04	3.5E-03	1.05E-03	3.68E-06	0.08	1.57E-01	4.75E-08	1.0E+06	4.8E-02
388	7.92249	6.30E-04	5.0E-03	1.05E-03	5.22E-06	0.08	1.57E-01	6.74E-08	1.0E+06	6.7E-02
389	12.48668	6.30E-04	7.9E-03	1.05E-03	8.22E-06	0.08	1.57E-01	1.06E-07	1.0E+06	1.1E-01
390	19.56966	6.30E-04	1.2E-02	1.05E-03	1.29E-05	0.08	1.57E-01	1.66E-07	1.0E+06	1.7E-01
391	3.93253	6.30E-04	2.5E-03	1.05E-03	2.59E-06	0.08	1.57E-01	3.34E-08	1.0E+06	3.3E-02

Ventura Ranch
P2 (on) - Paving

							Cancer Risk from Birth to 2 years			
Receptor #	Conc	g/sec	Cair	Dose Constant	Dose	ED	Risk Constant	Risk	Constant 2	Risk/ Million
392	5.06158	6.30E-04	3.2E-03	1.05E-03	3.33E-06	0.08	1.57E-01	4.30E-08	1.0E+06	4.3E-02
393	6.9871	6.30E-04	4.4E-03	1.05E-03	4.60E-06	0.08	1.57E-01	5.94E-08	1.0E+06	5.9E-02
394	10.85662	6.30E-04	6.8E-03	1.05E-03	7.15E-06	0.08	1.57E-01	9.23E-08	1.0E+06	9.2E-02
395	3.5121	6.30E-04	2.2E-03	1.05E-03	2.31E-06	0.08	1.57E-01	2.99E-08	1.0E+06	3.0E-02
396	4.4386	6.30E-04	2.8E-03	1.05E-03	2.92E-06	0.08	1.57E-01	3.77E-08	1.0E+06	3.8E-02
397	5.92027	6.30E-04	3.7E-03	1.05E-03	3.90E-06	0.08	1.57E-01	5.03E-08	1.0E+06	5.0E-02
398	8.53013	6.30E-04	5.4E-03	1.05E-03	5.62E-06	0.08	1.57E-01	7.25E-08	1.0E+06	7.3E-02
399	3.01666	6.30E-04	1.9E-03	1.05E-03	1.99E-06	0.08	1.57E-01	2.57E-08	1.0E+06	2.6E-02
400	3.70911	6.30E-04	2.3E-03	1.05E-03	2.44E-06	0.08	1.57E-01	3.15E-08	1.0E+06	3.2E-02
401	4.72649	6.30E-04	3.0E-03	1.05E-03	3.11E-06	0.08	1.57E-01	4.02E-08	1.0E+06	4.0E-02
402	6.33119	6.30E-04	4.0E-03	1.05E-03	4.17E-06	0.08	1.57E-01	5.38E-08	1.0E+06	5.4E-02
403	8.69245	6.30E-04	5.5E-03	1.05E-03	5.72E-06	0.08	1.57E-01	7.39E-08	1.0E+06	7.4E-02
404	2.52916	6.30E-04	1.6E-03	1.05E-03	1.67E-06	0.08	1.57E-01	2.15E-08	1.0E+06	2.2E-02
405	3.01318	6.30E-04	1.9E-03	1.05E-03	1.98E-06	0.08	1.57E-01	2.56E-08	1.0E+06	2.6E-02
406	3.66982	6.30E-04	2.3E-03	1.05E-03	2.42E-06	0.08	1.57E-01	3.12E-08	1.0E+06	3.1E-02
407	4.64158	6.30E-04	2.9E-03	1.05E-03	3.06E-06	0.08	1.57E-01	3.95E-08	1.0E+06	3.9E-02
408	6.30457	6.30E-04	4.0E-03	1.05E-03	4.15E-06	0.08	1.57E-01	5.36E-08	1.0E+06	5.4E-02
409	9.60755	6.30E-04	6.1E-03	1.05E-03	6.33E-06	0.08	1.57E-01	8.17E-08	1.0E+06	8.2E-02
410	14.47449	6.30E-04	9.1E-03	1.05E-03	9.53E-06	0.08	1.57E-01	1.23E-07	1.0E+06	1.2E-01
411	20.04682	6.30E-04	1.3E-02	1.05E-03	1.32E-05	0.08	1.57E-01	1.70E-07	1.0E+06	1.7E-01
412	2.45399	6.30E-04	1.5E-03	1.05E-03	1.62E-06	0.08	1.57E-01	2.09E-08	1.0E+06	2.1E-02
413	2.90731	6.30E-04	1.8E-03	1.05E-03	1.91E-06	0.08	1.57E-01	2.47E-08	1.0E+06	2.5E-02
414	3.55702	6.30E-04	2.2E-03	1.05E-03	2.34E-06	0.08	1.57E-01	3.03E-08	1.0E+06	3.0E-02
415	4.57946	6.30E-04	2.9E-03	1.05E-03	3.02E-06	0.08	1.57E-01	3.89E-08	1.0E+06	3.9E-02
416	6.25577	6.30E-04	3.9E-03	1.05E-03	4.12E-06	0.08	1.57E-01	5.32E-08	1.0E+06	5.3E-02
417	8.79078	6.30E-04	5.5E-03	1.05E-03	5.79E-06	0.08	1.57E-01	7.48E-08	1.0E+06	7.5E-02
418	12.21996	6.30E-04	7.7E-03	1.05E-03	8.05E-06	0.08	1.57E-01	1.04E-07	1.0E+06	1.0E-01
419	16.64768	6.30E-04	1.0E-02	1.05E-03	1.10E-05	0.08	1.57E-01	1.42E-07	1.0E+06	1.4E-01
420	22.21128	6.30E-04	1.4E-02	1.05E-03	1.46E-05	0.08	1.57E-01	1.89E-07	1.0E+06	1.9E-01
421	2.01359	6.30E-04	1.3E-03	1.05E-03	1.33E-06	0.08	1.57E-01	1.71E-08	1.0E+06	1.7E-02
422	2.36266	6.30E-04	1.5E-03	1.05E-03	1.56E-06	0.08	1.57E-01	2.01E-08	1.0E+06	2.0E-02

Ventura Ranch
P2 (on) - Paving

							Cancer Risk from Birth to 2 years			
Receptor #	Conc	g/sec	Cair	Dose Constant	Dose	ED	Risk Constant	Risk	Constant 2	Risk/ Million
423	2.8288	6.30E-04	1.8E-03	1.05E-03	1.86E-06	0.08	1.57E-01	2.41E-08	1.0E+06	2.4E-02
424	3.50789	6.30E-04	2.2E-03	1.05E-03	2.31E-06	0.08	1.57E-01	2.98E-08	1.0E+06	3.0E-02
425	4.51688	6.30E-04	2.8E-03	1.05E-03	2.97E-06	0.08	1.57E-01	3.84E-08	1.0E+06	3.8E-02
426	5.97658	6.30E-04	3.8E-03	1.05E-03	3.94E-06	0.08	1.57E-01	5.08E-08	1.0E+06	5.1E-02
427	8.0194	6.30E-04	5.1E-03	1.05E-03	5.28E-06	0.08	1.57E-01	6.82E-08	1.0E+06	6.8E-02
428	10.81122	6.30E-04	6.8E-03	1.05E-03	7.12E-06	0.08	1.57E-01	9.19E-08	1.0E+06	9.2E-02
429	14.68489	6.30E-04	9.3E-03	1.05E-03	9.67E-06	0.08	1.57E-01	1.25E-07	1.0E+06	1.2E-01
430	20.3348	6.30E-04	1.3E-02	1.05E-03	1.34E-05	0.08	1.57E-01	1.73E-07	1.0E+06	1.7E-01
431	28.50824	6.30E-04	1.8E-02	1.05E-03	1.88E-05	0.08	1.57E-01	2.42E-07	1.0E+06	2.4E-01
432	37.03231	6.30E-04	2.3E-02	1.05E-03	2.44E-05	0.08	1.57E-01	3.15E-07	1.0E+06	3.1E-01
433	1.96017	6.30E-04	1.2E-03	1.05E-03	1.29E-06	0.08	1.57E-01	1.67E-08	1.0E+06	1.7E-02
434	2.31353	6.30E-04	1.5E-03	1.05E-03	1.52E-06	0.08	1.57E-01	1.97E-08	1.0E+06	2.0E-02
435	2.80067	6.30E-04	1.8E-03	1.05E-03	1.84E-06	0.08	1.57E-01	2.38E-08	1.0E+06	2.4E-02
436	3.48267	6.30E-04	2.2E-03	1.05E-03	2.29E-06	0.08	1.57E-01	2.96E-08	1.0E+06	3.0E-02
437	4.43222	6.30E-04	2.8E-03	1.05E-03	2.92E-06	0.08	1.57E-01	3.77E-08	1.0E+06	3.8E-02
438	5.75867	6.30E-04	3.6E-03	1.05E-03	3.79E-06	0.08	1.57E-01	4.90E-08	1.0E+06	4.9E-02
439	7.64932	6.30E-04	4.8E-03	1.05E-03	5.04E-06	0.08	1.57E-01	6.51E-08	1.0E+06	6.5E-02
440	10.47736	6.30E-04	6.6E-03	1.05E-03	6.90E-06	0.08	1.57E-01	8.91E-08	1.0E+06	8.9E-02
441	14.98847	6.30E-04	9.4E-03	1.05E-03	9.87E-06	0.08	1.57E-01	1.27E-07	1.0E+06	1.3E-01
442	22.02393	6.30E-04	1.4E-02	1.05E-03	1.45E-05	0.08	1.57E-01	1.87E-07	1.0E+06	1.9E-01
443	1.65254	6.30E-04	1.0E-03	1.05E-03	1.09E-06	0.08	1.57E-01	1.41E-08	1.0E+06	1.4E-02
444	1.93104	6.30E-04	1.2E-03	1.05E-03	1.27E-06	0.08	1.57E-01	1.64E-08	1.0E+06	1.6E-02
445	2.30102	6.30E-04	1.4E-03	1.05E-03	1.52E-06	0.08	1.57E-01	1.96E-08	1.0E+06	2.0E-02
446	2.8	6.30E-04	1.8E-03	1.05E-03	1.84E-06	0.08	1.57E-01	2.38E-08	1.0E+06	2.4E-02
447	3.47822	6.30E-04	2.2E-03	1.05E-03	2.29E-06	0.08	1.57E-01	2.96E-08	1.0E+06	3.0E-02
448	4.41588	6.30E-04	2.8E-03	1.05E-03	2.91E-06	0.08	1.57E-01	3.76E-08	1.0E+06	3.8E-02
449	5.7775	6.30E-04	3.6E-03	1.05E-03	3.80E-06	0.08	1.57E-01	4.91E-08	1.0E+06	4.9E-02
450	7.94154	6.30E-04	5.0E-03	1.05E-03	5.23E-06	0.08	1.57E-01	6.75E-08	1.0E+06	6.8E-02
451	11.77185	6.30E-04	7.4E-03	1.05E-03	7.75E-06	0.08	1.57E-01	1.00E-07	1.0E+06	1.0E-01
452	18.09618	6.30E-04	1.1E-02	1.05E-03	1.19E-05	0.08	1.57E-01	1.54E-07	1.0E+06	1.5E-01
453	1.39658	6.30E-04	8.8E-04	1.05E-03	9.20E-07	0.08	1.57E-01	1.19E-08	1.0E+06	1.2E-02

Ventura Ranch
P2 (on) - Paving

		Cancer Risk from Birth to 2 years								
Receptor #	Conc	g/sec	Cair	Dose Constant	Dose	ED	Risk Constant	Risk	Constant 2	Risk/ Million
454	1.6219	6.30E-04	1.0E-03	1.05E-03	1.07E-06	0.08	1.57E-01	1.38E-08	1.0E+06	1.4E-02
455	1.91757	6.30E-04	1.2E-03	1.05E-03	1.26E-06	0.08	1.57E-01	1.63E-08	1.0E+06	1.6E-02
456	2.30378	6.30E-04	1.5E-03	1.05E-03	1.52E-06	0.08	1.57E-01	1.96E-08	1.0E+06	2.0E-02
457	2.81716	6.30E-04	1.8E-03	1.05E-03	1.86E-06	0.08	1.57E-01	2.40E-08	1.0E+06	2.4E-02
458	3.52035	6.30E-04	2.2E-03	1.05E-03	2.32E-06	0.08	1.57E-01	2.99E-08	1.0E+06	3.0E-02
459	4.5357	6.30E-04	2.9E-03	1.05E-03	2.99E-06	0.08	1.57E-01	3.86E-08	1.0E+06	3.9E-02
460	6.16797	6.30E-04	3.9E-03	1.05E-03	4.06E-06	0.08	1.57E-01	5.25E-08	1.0E+06	5.2E-02
461	9.27403	6.30E-04	5.8E-03	1.05E-03	6.11E-06	0.08	1.57E-01	7.89E-08	1.0E+06	7.9E-02
462	14.63239	6.30E-04	9.2E-03	1.05E-03	9.63E-06	0.08	1.57E-01	1.24E-07	1.0E+06	1.2E-01
463	2.83771	6.30E-04	1.8E-03	1.05E-03	1.87E-06	0.08	1.57E-01	2.41E-08	1.0E+06	2.4E-02
464	3.60056	6.30E-04	2.3E-03	1.05E-03	2.37E-06	0.08	1.57E-01	3.06E-08	1.0E+06	3.1E-02
465	4.78728	6.30E-04	3.0E-03	1.05E-03	3.15E-06	0.08	1.57E-01	4.07E-08	1.0E+06	4.1E-02
466	6.91251	6.30E-04	4.4E-03	1.05E-03	4.55E-06	0.08	1.57E-01	5.88E-08	1.0E+06	5.9E-02
467	10.10183	6.30E-04	6.4E-03	1.05E-03	6.65E-06	0.08	1.57E-01	8.59E-08	1.0E+06	8.6E-02
468	0	6.30E-04	0.0E+00	1.05E-03	0.00E+00	0.08	1.57E-01	0.00E+00	1.0E+06	0.0E+00
469	0	6.30E-04	0.0E+00	1.05E-03	0.00E+00	0.08	1.57E-01	0.00E+00	1.0E+06	0.0E+00
470	0	6.30E-04	0.0E+00	1.05E-03	0.00E+00	0.08	1.57E-01	0.00E+00	1.0E+06	0.0E+00
471	0	6.30E-04	0.0E+00	1.05E-03	0.00E+00	0.08	1.57E-01	0.00E+00	1.0E+06	0.0E+00
472	0	6.30E-04	0.0E+00	1.05E-03	0.00E+00	0.08	1.57E-01	0.00E+00	1.0E+06	0.0E+00
473	0	6.30E-04	0.0E+00	1.05E-03	0.00E+00	0.08	1.57E-01	0.00E+00	1.0E+06	0.0E+00
474	0	6.30E-04	0.0E+00	1.05E-03	0.00E+00	0.08	1.57E-01	0.00E+00	1.0E+06	0.0E+00
475	0	6.30E-04	0.0E+00	1.05E-03	0.00E+00	0.08	1.57E-01	0.00E+00	1.0E+06	0.0E+00
476	0	6.30E-04	0.0E+00	1.05E-03	0.00E+00	0.08	1.57E-01	0.00E+00	1.0E+06	0.0E+00
477	0	6.30E-04	0.0E+00	1.05E-03	0.00E+00	0.08	1.57E-01	0.00E+00	1.0E+06	0.0E+00
478	0	6.30E-04	0.0E+00	1.05E-03	0.00E+00	0.08	1.57E-01	0.00E+00	1.0E+06	0.0E+00
479	0	6.30E-04	0.0E+00	1.05E-03	0.00E+00	0.08	1.57E-01	0.00E+00	1.0E+06	0.0E+00
480	0	6.30E-04	0.0E+00	1.05E-03	0.00E+00	0.08	1.57E-01	0.00E+00	1.0E+06	0.0E+00
481	0	6.30E-04	0.0E+00	1.05E-03	0.00E+00	0.08	1.57E-01	0.00E+00	1.0E+06	0.0E+00
482	0	6.30E-04	0.0E+00	1.05E-03	0.00E+00	0.08	1.57E-01	0.00E+00	1.0E+06	0.0E+00
483	0	6.30E-04	0.0E+00	1.05E-03	0.00E+00	0.08	1.57E-01	0.00E+00	1.0E+06	0.0E+00
484	0	6.30E-04	0.0E+00	1.05E-03	0.00E+00	0.08	1.57E-01	0.00E+00	1.0E+06	0.0E+00

Ventura Ranch
P2 (on) - Paving

					Cancer Risk from Birth to 2 years					
Receptor #	Conc	g/sec	Cair	Dose Constant	Dose	ED	Risk Constant	Risk	Constant 2	Risk/ Million
485	0	6.30E-04	0.0E+00	1.05E-03	0.00E+00	0.08	1.57E-01	0.00E+00	1.0E+06	0.0E+00
486	0	6.30E-04	0.0E+00	1.05E-03	0.00E+00	0.08	1.57E-01	0.00E+00	1.0E+06	0.0E+00
487	0	6.30E-04	0.0E+00	1.05E-03	0.00E+00	0.08	1.57E-01	0.00E+00	1.0E+06	0.0E+00
488	0	6.30E-04	0.0E+00	1.05E-03	0.00E+00	0.08	1.57E-01	0.00E+00	1.0E+06	0.0E+00
489	0	6.30E-04	0.0E+00	1.05E-03	0.00E+00	0.08	1.57E-01	0.00E+00	1.0E+06	0.0E+00
490	0	6.30E-04	0.0E+00	1.05E-03	0.00E+00	0.08	1.57E-01	0.00E+00	1.0E+06	0.0E+00
491	0	6.30E-04	0.0E+00	1.05E-03	0.00E+00	0.08	1.57E-01	0.00E+00	1.0E+06	0.0E+00
492	0	6.30E-04	0.0E+00	1.05E-03	0.00E+00	0.08	1.57E-01	0.00E+00	1.0E+06	0.0E+00
493	0	6.30E-04	0.0E+00	1.05E-03	0.00E+00	0.08	1.57E-01	0.00E+00	1.0E+06	0.0E+00
494	0	6.30E-04	0.0E+00	1.05E-03	0.00E+00	0.08	1.57E-01	0.00E+00	1.0E+06	0.0E+00
495	0	6.30E-04	0.0E+00	1.05E-03	0.00E+00	0.08	1.57E-01	0.00E+00	1.0E+06	0.0E+00
496	0	6.30E-04	0.0E+00	1.05E-03	0.00E+00	0.08	1.57E-01	0.00E+00	1.0E+06	0.0E+00
497	0	6.30E-04	0.0E+00	1.05E-03	0.00E+00	0.08	1.57E-01	0.00E+00	1.0E+06	0.0E+00
498	0	6.30E-04	0.0E+00	1.05E-03	0.00E+00	0.08	1.57E-01	0.00E+00	1.0E+06	0.0E+00
499	0	6.30E-04	0.0E+00	1.05E-03	0.00E+00	0.08	1.57E-01	0.00E+00	1.0E+06	0.0E+00
500	0	6.30E-04	0.0E+00	1.05E-03	0.00E+00	0.08	1.57E-01	0.00E+00	1.0E+06	0.0E+00
501	0	6.30E-04	0.0E+00	1.05E-03	0.00E+00	0.08	1.57E-01	0.00E+00	1.0E+06	0.0E+00
502	0	6.30E-04	0.0E+00	1.05E-03	0.00E+00	0.08	1.57E-01	0.00E+00	1.0E+06	0.0E+00
503	0	6.30E-04	0.0E+00	1.05E-03	0.00E+00	0.08	1.57E-01	0.00E+00	1.0E+06	0.0E+00
504	0	6.30E-04	0.0E+00	1.05E-03	0.00E+00	0.08	1.57E-01	0.00E+00	1.0E+06	0.0E+00
505	0	6.30E-04	0.0E+00	1.05E-03	0.00E+00	0.08	1.57E-01	0.00E+00	1.0E+06	0.0E+00
506	0	6.30E-04	0.0E+00	1.05E-03	0.00E+00	0.08	1.57E-01	0.00E+00	1.0E+06	0.0E+00
507	0	6.30E-04	0.0E+00	1.05E-03	0.00E+00	0.08	1.57E-01	0.00E+00	1.0E+06	0.0E+00
508	0	6.30E-04	0.0E+00	1.05E-03	0.00E+00	0.08	1.57E-01	0.00E+00	1.0E+06	0.0E+00
509	0	6.30E-04	0.0E+00	1.05E-03	0.00E+00	0.08	1.57E-01	0.00E+00	1.0E+06	0.0E+00
510	0	6.30E-04	0.0E+00	1.05E-03	0.00E+00	0.08	1.57E-01	0.00E+00	1.0E+06	0.0E+00
511	0	6.30E-04	0.0E+00	1.05E-03	0.00E+00	0.08	1.57E-01	0.00E+00	1.0E+06	0.0E+00
512	0	6.30E-04	0.0E+00	1.05E-03	0.00E+00	0.08	1.57E-01	0.00E+00	1.0E+06	0.0E+00
513	0	6.30E-04	0.0E+00	1.05E-03	0.00E+00	0.08	1.57E-01	0.00E+00	1.0E+06	0.0E+00
514	0	6.30E-04	0.0E+00	1.05E-03	0.00E+00	0.08	1.57E-01	0.00E+00	1.0E+06	0.0E+00
515	0	6.30E-04	0.0E+00	1.05E-03	0.00E+00	0.08	1.57E-01	0.00E+00	1.0E+06	0.0E+00

Ventura Ranch
P2 (on) - Paving

					Cancer Risk from Birth to 2 years					
Receptor #	Conc	g/sec	Cair	Dose Constant	Dose	ED	Risk Constant	Risk	Constant 2	Risk/ Million
516	0	6.30E-04	0.0E+00	1.05E-03	0.00E+00	0.08	1.57E-01	0.00E+00	1.0E+06	0.0E+00
517	0	6.30E-04	0.0E+00	1.05E-03	0.00E+00	0.08	1.57E-01	0.00E+00	1.0E+06	0.0E+00
518	0	6.30E-04	0.0E+00	1.05E-03	0.00E+00	0.08	1.57E-01	0.00E+00	1.0E+06	0.0E+00
519	0	6.30E-04	0.0E+00	1.05E-03	0.00E+00	0.08	1.57E-01	0.00E+00	1.0E+06	0.0E+00
520	0	6.30E-04	0.0E+00	1.05E-03	0.00E+00	0.08	1.57E-01	0.00E+00	1.0E+06	0.0E+00
521	0	6.30E-04	0.0E+00	1.05E-03	0.00E+00	0.08	1.57E-01	0.00E+00	1.0E+06	0.0E+00
522	0	6.30E-04	0.0E+00	1.05E-03	0.00E+00	0.08	1.57E-01	0.00E+00	1.0E+06	0.0E+00
523	0	6.30E-04	0.0E+00	1.05E-03	0.00E+00	0.08	1.57E-01	0.00E+00	1.0E+06	0.0E+00
524	0	6.30E-04	0.0E+00	1.05E-03	0.00E+00	0.08	1.57E-01	0.00E+00	1.0E+06	0.0E+00
525	0	6.30E-04	0.0E+00	1.05E-03	0.00E+00	0.08	1.57E-01	0.00E+00	1.0E+06	0.0E+00
526	0	6.30E-04	0.0E+00	1.05E-03	0.00E+00	0.08	1.57E-01	0.00E+00	1.0E+06	0.0E+00
527	0	6.30E-04	0.0E+00	1.05E-03	0.00E+00	0.08	1.57E-01	0.00E+00	1.0E+06	0.0E+00
528	0	6.30E-04	0.0E+00	1.05E-03	0.00E+00	0.08	1.57E-01	0.00E+00	1.0E+06	0.0E+00
529	0	6.30E-04	0.0E+00	1.05E-03	0.00E+00	0.08	1.57E-01	0.00E+00	1.0E+06	0.0E+00
530	0	6.30E-04	0.0E+00	1.05E-03	0.00E+00	0.08	1.57E-01	0.00E+00	1.0E+06	0.0E+00
531	0	6.30E-04	0.0E+00	1.05E-03	0.00E+00	0.08	1.57E-01	0.00E+00	1.0E+06	0.0E+00
532	0	6.30E-04	0.0E+00	1.05E-03	0.00E+00	0.08	1.57E-01	0.00E+00	1.0E+06	0.0E+00
533	0	6.30E-04	0.0E+00	1.05E-03	0.00E+00	0.08	1.57E-01	0.00E+00	1.0E+06	0.0E+00
534	0	6.30E-04	0.0E+00	1.05E-03	0.00E+00	0.08	1.57E-01	0.00E+00	1.0E+06	0.0E+00
535	0	6.30E-04	0.0E+00	1.05E-03	0.00E+00	0.08	1.57E-01	0.00E+00	1.0E+06	0.0E+00
536	0	6.30E-04	0.0E+00	1.05E-03	0.00E+00	0.08	1.57E-01	0.00E+00	1.0E+06	0.0E+00
537	0	6.30E-04	0.0E+00	1.05E-03	0.00E+00	0.08	1.57E-01	0.00E+00	1.0E+06	0.0E+00
538	0	6.30E-04	0.0E+00	1.05E-03	0.00E+00	0.08	1.57E-01	0.00E+00	1.0E+06	0.0E+00
539	0	6.30E-04	0.0E+00	1.05E-03	0.00E+00	0.08	1.57E-01	0.00E+00	1.0E+06	0.0E+00
540	0	6.30E-04	0.0E+00	1.05E-03	0.00E+00	0.08	1.57E-01	0.00E+00	1.0E+06	0.0E+00
541	0	6.30E-04	0.0E+00	1.05E-03	0.00E+00	0.08	1.57E-01	0.00E+00	1.0E+06	0.0E+00
542	0	6.30E-04	0.0E+00	1.05E-03	0.00E+00	0.08	1.57E-01	0.00E+00	1.0E+06	0.0E+00
543	0	6.30E-04	0.0E+00	1.05E-03	0.00E+00	0.08	1.57E-01	0.00E+00	1.0E+06	0.0E+00
544	0	6.30E-04	0.0E+00	1.05E-03	0.00E+00	0.08	1.57E-01	0.00E+00	1.0E+06	0.0E+00
545	0	6.30E-04	0.0E+00	1.05E-03	0.00E+00	0.08	1.57E-01	0.00E+00	1.0E+06	0.0E+00
546	0	6.30E-04	0.0E+00	1.05E-03	0.00E+00	0.08	1.57E-01	0.00E+00	1.0E+06	0.0E+00

Ventura Ranch
P2 (on) - Paving

						Cancer Risk from Birth to 2 years				
Receptor #	Conc	g/sec	Cair	Dose Constant	Dose	ED	Risk Constant	Risk	Constant 2	Risk/ Million
547	0	6.30E-04	0.0E+00	1.05E-03	0.00E+00	0.08	1.57E-01	0.00E+00	1.0E+06	0.0E+00
548	0	6.30E-04	0.0E+00	1.05E-03	0.00E+00	0.08	1.57E-01	0.00E+00	1.0E+06	0.0E+00
549	0	6.30E-04	0.0E+00	1.05E-03	0.00E+00	0.08	1.57E-01	0.00E+00	1.0E+06	0.0E+00
550	0	6.30E-04	0.0E+00	1.05E-03	0.00E+00	0.08	1.57E-01	0.00E+00	1.0E+06	0.0E+00
551	0	6.30E-04	0.0E+00	1.05E-03	0.00E+00	0.08	1.57E-01	0.00E+00	1.0E+06	0.0E+00
552	0	6.30E-04	0.0E+00	1.05E-03	0.00E+00	0.08	1.57E-01	0.00E+00	1.0E+06	0.0E+00
553	0	6.30E-04	0.0E+00	1.05E-03	0.00E+00	0.08	1.57E-01	0.00E+00	1.0E+06	0.0E+00
554	0	6.30E-04	0.0E+00	1.05E-03	0.00E+00	0.08	1.57E-01	0.00E+00	1.0E+06	0.0E+00
555	0	6.30E-04	0.0E+00	1.05E-03	0.00E+00	0.08	1.57E-01	0.00E+00	1.0E+06	0.0E+00
556	0	6.30E-04	0.0E+00	1.05E-03	0.00E+00	0.08	1.57E-01	0.00E+00	1.0E+06	0.0E+00
557	0	6.30E-04	0.0E+00	1.05E-03	0.00E+00	0.08	1.57E-01	0.00E+00	1.0E+06	0.0E+00
558	0	6.30E-04	0.0E+00	1.05E-03	0.00E+00	0.08	1.57E-01	0.00E+00	1.0E+06	0.0E+00
559	0	6.30E-04	0.0E+00	1.05E-03	0.00E+00	0.08	1.57E-01	0.00E+00	1.0E+06	0.0E+00
560	0	6.30E-04	0.0E+00	1.05E-03	0.00E+00	0.08	1.57E-01	0.00E+00	1.0E+06	0.0E+00
0	0	6.30E-04	0.0E+00	1.05E-03	0.00E+00	0.08	1.57E-01	0.00E+00	1.0E+06	0.0E+00

Ventura Ranch
P2 (on) - Paving

Max Cancer Risk Cancer Risk	
Receptor #	**Total Risk/ Million**
361	4.2E-02
362	5.6E-02
363	7.7E-02
364	1.1E-01
365	4.2E-02
366	5.6E-02
367	7.9E-02
368	1.1E-01
369	1.6E-01
370	2.3E-01
371	4.1E-02
372	5.6E-02
373	7.9E-02
374	1.2E-01
375	1.8E-01
376	4.0E-02
377	5.4E-02
378	7.8E-02
379	1.2E-01
380	1.8E-01
381	3.8E-02
382	5.1E-02
383	7.4E-02
384	1.1E-01
385	1.8E-01
386	3.6E-02
387	4.8E-02
388	6.7E-02
389	1.1E-01
390	1.7E-01
391	3.3E-02

Max	**Receptor #**	
0.315	432	Res

Chronic Non Cancer Risk	
REL	**HI Offroad**
5	6.24E-04
5	8.33E-04
5	1.14E-03
5	1.58E-03
5	6.20E-04
5	8.35E-04
5	1.16E-03
5	1.67E-03
5	2.44E-03
5	3.37E-03
5	6.11E-04
5	8.27E-04
5	1.17E-03
5	1.73E-03
5	2.60E-03
5	5.94E-04
5	8.02E-04
5	1.15E-03
5	1.73E-03
5	2.67E-03
5	5.69E-04
5	7.60E-04
5	1.09E-03
5	1.69E-03
5	2.64E-03
5	5.37E-04
5	7.04E-04
5	9.98E-04
5	1.57E-03
5	2.47E-03
5	4.95E-04

Max	**Receptor #**	
4.666E-03	432	Res

Ventura Ranch
P2 (on) - Paving

Max Cancer Risk Cancer Risk		*Chronic Non Cancer Risk*	
Receptor #	Total Risk/ Million	REL	HI Offroad
392	4.3E-02	5	6.38E-04
393	5.9E-02	5	8.80E-04
394	9.2E-02	5	1.37E-03
395	3.0E-02	5	4.43E-04
396	3.8E-02	5	5.59E-04
397	5.0E-02	5	7.46E-04
398	7.3E-02	5	1.07E-03
399	2.6E-02	5	3.80E-04
400	3.2E-02	5	4.67E-04
401	4.0E-02	5	5.96E-04
402	5.4E-02	5	7.98E-04
403	7.4E-02	5	1.10E-03
404	2.2E-02	5	3.19E-04
405	2.6E-02	5	3.80E-04
406	3.1E-02	5	4.62E-04
407	3.9E-02	5	5.85E-04
408	5.4E-02	5	7.94E-04
409	8.2E-02	5	1.21E-03
410	1.2E-01	5	1.82E-03
411	1.7E-01	5	2.53E-03
412	2.1E-02	5	3.09E-04
413	2.5E-02	5	3.66E-04
414	3.0E-02	5	4.48E-04
415	3.9E-02	5	5.77E-04
416	5.3E-02	5	7.88E-04
417	7.5E-02	5	1.11E-03
418	1.0E-01	5	1.54E-03
419	1.4E-01	5	2.10E-03
420	1.9E-01	5	2.80E-03
421	1.7E-02	5	2.54E-04
422	2.0E-02	5	2.98E-04

Ventura Ranch
P2 (on) - Paving

Max Cancer Risk Cancer Risk		*Chronic Non Cancer Risk*	
Receptor #	Total Risk/ Million	REL	HI Offroad
423	2.4E-02	5	3.56E-04
424	3.0E-02	5	4.42E-04
425	3.8E-02	5	5.69E-04
426	5.1E-02	5	7.53E-04
427	6.8E-02	5	1.01E-03
428	9.2E-02	5	1.36E-03
429	1.2E-01	5	1.85E-03
430	1.7E-01	5	2.56E-03
431	2.4E-01	5	3.59E-03
432	3.1E-01	5	4.67E-03
433	1.7E-02	5	2.47E-04
434	2.0E-02	5	2.91E-04
435	2.4E-02	5	3.53E-04
436	3.0E-02	5	4.39E-04
437	3.8E-02	5	5.58E-04
438	4.9E-02	5	7.26E-04
439	6.5E-02	5	9.64E-04
440	8.9E-02	5	1.32E-03
441	1.3E-01	5	1.89E-03
442	1.9E-01	5	2.77E-03
443	1.4E-02	5	2.08E-04
444	1.6E-02	5	2.43E-04
445	2.0E-02	5	2.90E-04
446	2.4E-02	5	3.53E-04
447	3.0E-02	5	4.38E-04
448	3.8E-02	5	5.56E-04
449	4.9E-02	5	7.28E-04
450	6.8E-02	5	1.00E-03
451	1.0E-01	5	1.48E-03
452	1.5E-01	5	2.28E-03
453	1.2E-02	5	1.76E-04

Ventura Ranch
P2 (on) - Paving

Max Cancer Risk Cancer Risk		*Chronic Non Cancer Risk*	
Receptor #	Total Risk/ Million	REL	HI Offroad
454	1.4E-02	5	2.04E-04
455	1.6E-02	5	2.42E-04
456	2.0E-02	5	2.90E-04
457	2.4E-02	5	3.55E-04
458	3.0E-02	5	4.44E-04
459	3.9E-02	5	5.71E-04
460	5.2E-02	5	7.77E-04
461	7.9E-02	5	1.17E-03
462	1.2E-01	5	1.84E-03
463	2.4E-02	5	3.58E-04
464	3.1E-02	5	4.54E-04
465	4.1E-02	5	6.03E-04
466	5.9E-02	5	8.71E-04
467	8.6E-02	5	1.27E-03
468	0.0E+00	5	0.00E+00
469	0.0E+00	5	0.00E+00
470	0.0E+00	5	0.00E+00
471	0.0E+00	5	0.00E+00
472	0.0E+00	5	0.00E+00
473	0.0E+00	5	0.00E+00
474	0.0E+00	5	0.00E+00
475	0.0E+00	5	0.00E+00
476	0.0E+00	5	0.00E+00
477	0.0E+00	5	0.00E+00
478	0.0E+00	5	0.00E+00
479	0.0E+00	5	0.00E+00
480	0.0E+00	5	0.00E+00
481	0.0E+00	5	0.00E+00
482	0.0E+00	5	0.00E+00
483	0.0E+00	5	0.00E+00
484	0.0E+00	5	0.00E+00

Ventura Ranch
P2 (on) - Paving

Max Cancer Risk Cancer Risk		*Chronic Non Cancer Risk*	
Receptor #	Total Risk/ Million	REL	HI Offroad
485	0.0E+00	5	0.00E+00
486	0.0E+00	5	0.00E+00
487	0.0E+00	5	0.00E+00
488	0.0E+00	5	0.00E+00
489	0.0E+00	5	0.00E+00
490	0.0E+00	5	0.00E+00
491	0.0E+00	5	0.00E+00
492	0.0E+00	5	0.00E+00
493	0.0E+00	5	0.00E+00
494	0.0E+00	5	0.00E+00
495	0.0E+00	5	0.00E+00
496	0.0E+00	5	0.00E+00
497	0.0E+00	5	0.00E+00
498	0.0E+00	5	0.00E+00
499	0.0E+00	5	0.00E+00
500	0.0E+00	5	0.00E+00
501	0.0E+00	5	0.00E+00
502	0.0E+00	5	0.00E+00
503	0.0E+00	5	0.00E+00
504	0.0E+00	5	0.00E+00
505	0.0E+00	5	0.00E+00
506	0.0E+00	5	0.00E+00
507	0.0E+00	5	0.00E+00
508	0.0E+00	5	0.00E+00
509	0.0E+00	5	0.00E+00
510	0.0E+00	5	0.00E+00
511	0.0E+00	5	0.00E+00
512	0.0E+00	5	0.00E+00
513	0.0E+00	5	0.00E+00
514	0.0E+00	5	0.00E+00
515	0.0E+00	5	0.00E+00

Ventura Ranch
P2 (on) - Paving

Max Cancer Risk Cancer Risk		*Chronic Non Cancer Risk*	
Receptor #	Total Risk/ Million	REL	HI Offroad
516	0.0E+00	5	0.00E+00
517	0.0E+00	5	0.00E+00
518	0.0E+00	5	0.00E+00
519	0.0E+00	5	0.00E+00
520	0.0E+00	5	0.00E+00
521	0.0E+00	5	0.00E+00
522	0.0E+00	5	0.00E+00
523	0.0E+00	5	0.00E+00
524	0.0E+00	5	0.00E+00
525	0.0E+00	5	0.00E+00
526	0.0E+00	5	0.00E+00
527	0.0E+00	5	0.00E+00
528	0.0E+00	5	0.00E+00
529	0.0E+00	5	0.00E+00
530	0.0E+00	5	0.00E+00
531	0.0E+00	5	0.00E+00
532	0.0E+00	5	0.00E+00
533	0.0E+00	5	0.00E+00
534	0.0E+00	5	0.00E+00
535	0.0E+00	5	0.00E+00
536	0.0E+00	5	0.00E+00
537	0.0E+00	5	0.00E+00
538	0.0E+00	5	0.00E+00
539	0.0E+00	5	0.00E+00
540	0.0E+00	5	0.00E+00
541	0.0E+00	5	0.00E+00
542	0.0E+00	5	0.00E+00
543	0.0E+00	5	0.00E+00
544	0.0E+00	5	0.00E+00
545	0.0E+00	5	0.00E+00
546	0.0E+00	5	0.00E+00

Ventura Ranch
P2 (on) - Paving

Max Cancer Risk Cancer Risk		*Chronic Non Cancer Risk*	
Receptor #	**Total Risk/ Million**	**REL**	**HI Offroad**
547	0.0E+00	5	0.00E+00
548	0.0E+00	5	0.00E+00
549	0.0E+00	5	0.00E+00
550	0.0E+00	5	0.00E+00
551	0.0E+00	5	0.00E+00
552	0.0E+00	5	0.00E+00
553	0.0E+00	5	0.00E+00
554	0.0E+00	5	0.00E+00
555	0.0E+00	5	0.00E+00
556	0.0E+00	5	0.00E+00
557	0.0E+00	5	0.00E+00
558	0.0E+00	5	0.00E+00
559	0.0E+00	5	0.00E+00
560	0.0E+00	5	0.00E+00
0	0.0E+00	5	0.00E+00

Ventura Ranch

P2 (on) - Architectural Coating

		Cancer Risk from Birth to 2 years								
Receptor #	Conc	g/sec	Cair	Dose Constant	Dose	ED	Risk Constant	Risk	Constant 2	Risk/ Million
361	4.66558	6.30E-05	2.9E-04	1.05E-03	3.07E-07	0.08	1.57E-01	3.97E-09	1.0E+06	4.0E-03
362	6.22956	6.30E-05	3.9E-04	1.05E-03	4.10E-07	0.08	1.57E-01	5.30E-09	1.0E+06	5.3E-03
363	8.60839	6.30E-05	5.4E-04	1.05E-03	5.67E-07	0.08	1.57E-01	7.32E-09	1.0E+06	7.3E-03
364	12.12776	6.30E-05	7.6E-04	1.05E-03	7.99E-07	0.08	1.57E-01	1.03E-08	1.0E+06	1.0E-02
365	4.6169	6.30E-05	2.9E-04	1.05E-03	3.04E-07	0.08	1.57E-01	3.93E-09	1.0E+06	3.9E-03
366	6.15579	6.30E-05	3.9E-04	1.05E-03	4.05E-07	0.08	1.57E-01	5.24E-09	1.0E+06	5.2E-03
367	8.59894	6.30E-05	5.4E-04	1.05E-03	5.66E-07	0.08	1.57E-01	7.31E-09	1.0E+06	7.3E-03
368	12.47433	6.30E-05	7.9E-04	1.05E-03	8.21E-07	0.08	1.57E-01	1.06E-08	1.0E+06	1.1E-02
369	18.40655	6.30E-05	1.2E-03	1.05E-03	1.21E-06	0.08	1.57E-01	1.57E-08	1.0E+06	1.6E-02
370	26.72741	6.30E-05	1.7E-03	1.05E-03	1.76E-06	0.08	1.57E-01	2.27E-08	1.0E+06	2.3E-02
371	4.60048	6.30E-05	2.9E-04	1.05E-03	3.03E-07	0.08	1.57E-01	3.91E-09	1.0E+06	3.9E-03
372	6.0943	6.30E-05	3.8E-04	1.05E-03	4.01E-07	0.08	1.57E-01	5.18E-09	1.0E+06	5.2E-03
373	8.54813	6.30E-05	5.4E-04	1.05E-03	5.63E-07	0.08	1.57E-01	7.27E-09	1.0E+06	7.3E-03
374	12.70012	6.30E-05	8.0E-04	1.05E-03	8.36E-07	0.08	1.57E-01	1.08E-08	1.0E+06	1.1E-02
375	19.6317	6.30E-05	1.2E-03	1.05E-03	1.29E-06	0.08	1.57E-01	1.67E-08	1.0E+06	1.7E-02
376	4.57694	6.30E-05	2.9E-04	1.05E-03	3.01E-07	0.08	1.57E-01	3.89E-09	1.0E+06	3.9E-03
377	6.0021	6.30E-05	3.8E-04	1.05E-03	3.95E-07	0.08	1.57E-01	5.10E-09	1.0E+06	5.1E-03
378	8.37907	6.30E-05	5.3E-04	1.05E-03	5.52E-07	0.08	1.57E-01	7.13E-09	1.0E+06	7.1E-03
379	12.61191	6.30E-05	7.9E-04	1.05E-03	8.30E-07	0.08	1.57E-01	1.07E-08	1.0E+06	1.1E-02
380	20.37235	6.30E-05	1.3E-03	1.05E-03	1.34E-06	0.08	1.57E-01	1.73E-08	1.0E+06	1.7E-02
381	4.50197	6.30E-05	2.8E-04	1.05E-03	2.96E-07	0.08	1.57E-01	3.83E-09	1.0E+06	3.8E-03
382	5.81895	6.30E-05	3.7E-04	1.05E-03	3.83E-07	0.08	1.57E-01	4.95E-09	1.0E+06	4.9E-03
383	7.99078	6.30E-05	5.0E-04	1.05E-03	5.26E-07	0.08	1.57E-01	6.80E-09	1.0E+06	6.8E-03
384	11.97723	6.30E-05	7.5E-04	1.05E-03	7.89E-07	0.08	1.57E-01	1.02E-08	1.0E+06	1.0E-02
385	19.90039	6.30E-05	1.3E-03	1.05E-03	1.31E-06	0.08	1.57E-01	1.69E-08	1.0E+06	1.7E-02
386	4.3147	6.30E-05	2.7E-04	1.05E-03	2.84E-07	0.08	1.57E-01	3.67E-09	1.0E+06	3.7E-03
387	5.50209	6.30E-05	3.5E-04	1.05E-03	3.62E-07	0.08	1.57E-01	4.68E-09	1.0E+06	4.7E-03
388	7.3737	6.30E-05	4.6E-04	1.05E-03	4.86E-07	0.08	1.57E-01	6.27E-09	1.0E+06	6.3E-03
389	10.77083	6.30E-05	6.8E-04	1.05E-03	7.09E-07	0.08	1.57E-01	9.16E-09	1.0E+06	9.2E-03
390	17.80917	6.30E-05	1.1E-03	1.05E-03	1.17E-06	0.08	1.57E-01	1.51E-08	1.0E+06	1.5E-02
391	3.97113	6.30E-05	2.5E-04	1.05E-03	2.61E-07	0.08	1.57E-01	3.38E-09	1.0E+06	3.4E-03

Ventura Ranch

P2 (on) - Architectural Coating

		Cancer Risk from Birth to 2 years								
Receptor #	Conc	g/sec	Cair	Dose Constant	Dose	ED	Risk Constant	Risk	Constant 2	Risk/ Million
392	5.00047	6.30E-05	3.2E-04	1.05E-03	3.29E-07	0.08	1.57E-01	4.25E-09	1.0E+06	4.3E-03
393	6.56057	6.30E-05	4.1E-04	1.05E-03	4.32E-07	0.08	1.57E-01	5.58E-09	1.0E+06	5.6E-03
394	9.19186	6.30E-05	5.8E-04	1.05E-03	6.05E-07	0.08	1.57E-01	7.82E-09	1.0E+06	7.8E-03
395	3.49958	6.30E-05	2.2E-04	1.05E-03	2.30E-07	0.08	1.57E-01	2.98E-09	1.0E+06	3.0E-03
396	4.3179	6.30E-05	2.7E-04	1.05E-03	2.84E-07	0.08	1.57E-01	3.67E-09	1.0E+06	3.7E-03
397	5.49629	6.30E-05	3.5E-04	1.05E-03	3.62E-07	0.08	1.57E-01	4.67E-09	1.0E+06	4.7E-03
398	7.34702	6.30E-05	4.6E-04	1.05E-03	4.84E-07	0.08	1.57E-01	6.25E-09	1.0E+06	6.2E-03
399	2.97209	6.30E-05	1.9E-04	1.05E-03	1.96E-07	0.08	1.57E-01	2.53E-09	1.0E+06	2.5E-03
400	3.57207	6.30E-05	2.3E-04	1.05E-03	2.35E-07	0.08	1.57E-01	3.04E-09	1.0E+06	3.0E-03
401	4.37809	6.30E-05	2.8E-04	1.05E-03	2.88E-07	0.08	1.57E-01	3.72E-09	1.0E+06	3.7E-03
402	5.53562	6.30E-05	3.5E-04	1.05E-03	3.65E-07	0.08	1.57E-01	4.71E-09	1.0E+06	4.7E-03
403	7.32299	6.30E-05	4.6E-04	1.05E-03	4.82E-07	0.08	1.57E-01	6.23E-09	1.0E+06	6.2E-03
404	2.479	6.30E-05	1.6E-04	1.05E-03	1.63E-07	0.08	1.57E-01	2.11E-09	1.0E+06	2.1E-03
405	2.90477	6.30E-05	1.8E-04	1.05E-03	1.91E-07	0.08	1.57E-01	2.47E-09	1.0E+06	2.5E-03
406	3.45289	6.30E-05	2.2E-04	1.05E-03	2.27E-07	0.08	1.57E-01	2.94E-09	1.0E+06	2.9E-03
407	4.20479	6.30E-05	2.6E-04	1.05E-03	2.77E-07	0.08	1.57E-01	3.58E-09	1.0E+06	3.6E-03
408	5.33225	6.30E-05	3.4E-04	1.05E-03	3.51E-07	0.08	1.57E-01	4.53E-09	1.0E+06	4.5E-03
409	7.22251	6.30E-05	4.6E-04	1.05E-03	4.76E-07	0.08	1.57E-01	6.14E-09	1.0E+06	6.1E-03
410	10.54011	6.30E-05	6.6E-04	1.05E-03	6.94E-07	0.08	1.57E-01	8.96E-09	1.0E+06	9.0E-03
411	15.88154	6.30E-05	1.0E-03	1.05E-03	1.05E-06	0.08	1.57E-01	1.35E-08	1.0E+06	1.4E-02
412	2.36673	6.30E-05	1.5E-04	1.05E-03	1.56E-07	0.08	1.57E-01	2.01E-09	1.0E+06	2.0E-03
413	2.75494	6.30E-05	1.7E-04	1.05E-03	1.81E-07	0.08	1.57E-01	2.34E-09	1.0E+06	2.3E-03
414	3.28026	6.30E-05	2.1E-04	1.05E-03	2.16E-07	0.08	1.57E-01	2.79E-09	1.0E+06	2.8E-03
415	4.04141	6.30E-05	2.5E-04	1.05E-03	2.66E-07	0.08	1.57E-01	3.44E-09	1.0E+06	3.4E-03
416	5.21988	6.30E-05	3.3E-04	1.05E-03	3.44E-07	0.08	1.57E-01	4.44E-09	1.0E+06	4.4E-03
417	7.0736	6.30E-05	4.5E-04	1.05E-03	4.66E-07	0.08	1.57E-01	6.02E-09	1.0E+06	6.0E-03
418	9.89637	6.30E-05	6.2E-04	1.05E-03	6.52E-07	0.08	1.57E-01	8.42E-09	1.0E+06	8.4E-03
419	13.9247	6.30E-05	8.8E-04	1.05E-03	9.17E-07	0.08	1.57E-01	1.18E-08	1.0E+06	1.2E-02
420	19.3698	6.30E-05	1.2E-03	1.05E-03	1.28E-06	0.08	1.57E-01	1.65E-08	1.0E+06	1.6E-02
421	1.93628	6.30E-05	1.2E-04	1.05E-03	1.27E-07	0.08	1.57E-01	1.65E-09	1.0E+06	1.6E-03
422	2.23865	6.30E-05	1.4E-04	1.05E-03	1.47E-07	0.08	1.57E-01	1.90E-09	1.0E+06	1.9E-03

Ventura Ranch

P2 (on) - Architectural Coating

		Cancer Risk from Birth to 2 years								
Receptor #	Conc	g/sec	Cair	Dose Constant	Dose	ED	Risk Constant	Risk	Constant 2	Risk/ Million
423	2.62797	6.30E-05	1.7E-04	1.05E-03	1.73E-07	0.08	1.57E-01	2.24E-09	1.0E+06	2.2E-03
424	3.17335	6.30E-05	2.0E-04	1.05E-03	2.09E-07	0.08	1.57E-01	2.70E-09	1.0E+06	2.7E-03
425	3.96625	6.30E-05	2.5E-04	1.05E-03	2.61E-07	0.08	1.57E-01	3.37E-09	1.0E+06	3.4E-03
426	5.12861	6.30E-05	3.2E-04	1.05E-03	3.38E-07	0.08	1.57E-01	4.36E-09	1.0E+06	4.4E-03
427	6.82616	6.30E-05	4.3E-04	1.05E-03	4.49E-07	0.08	1.57E-01	5.81E-09	1.0E+06	5.8E-03
428	9.26871	6.30E-05	5.8E-04	1.05E-03	6.10E-07	0.08	1.57E-01	7.88E-09	1.0E+06	7.9E-03
429	12.78807	6.30E-05	8.1E-04	1.05E-03	8.42E-07	0.08	1.57E-01	1.09E-08	1.0E+06	1.1E-02
430	17.97324	6.30E-05	1.1E-03	1.05E-03	1.18E-06	0.08	1.57E-01	1.53E-08	1.0E+06	1.5E-02
431	25.57129	6.30E-05	1.6E-03	1.05E-03	1.68E-06	0.08	1.57E-01	2.17E-08	1.0E+06	2.2E-02
432	34.94613	6.30E-05	2.2E-03	1.05E-03	2.30E-06	0.08	1.57E-01	2.97E-08	1.0E+06	3.0E-02
433	1.85251	6.30E-05	1.2E-04	1.05E-03	1.22E-07	0.08	1.57E-01	1.58E-09	1.0E+06	1.6E-03
434	2.15585	6.30E-05	1.4E-04	1.05E-03	1.42E-07	0.08	1.57E-01	1.83E-09	1.0E+06	1.8E-03
435	2.56668	6.30E-05	1.6E-04	1.05E-03	1.69E-07	0.08	1.57E-01	2.18E-09	1.0E+06	2.2E-03
436	3.1375	6.30E-05	2.0E-04	1.05E-03	2.07E-07	0.08	1.57E-01	2.67E-09	1.0E+06	2.7E-03
437	3.93814	6.30E-05	2.5E-04	1.05E-03	2.59E-07	0.08	1.57E-01	3.35E-09	1.0E+06	3.3E-03
438	5.07164	6.30E-05	3.2E-04	1.05E-03	3.34E-07	0.08	1.57E-01	4.31E-09	1.0E+06	4.3E-03
439	6.70814	6.30E-05	4.2E-04	1.05E-03	4.42E-07	0.08	1.57E-01	5.71E-09	1.0E+06	5.7E-03
440	9.18435	6.30E-05	5.8E-04	1.05E-03	6.05E-07	0.08	1.57E-01	7.81E-09	1.0E+06	7.8E-03
441	13.20633	6.30E-05	8.3E-04	1.05E-03	8.70E-07	0.08	1.57E-01	1.12E-08	1.0E+06	1.1E-02
442	19.85181	6.30E-05	1.3E-03	1.05E-03	1.31E-06	0.08	1.57E-01	1.69E-08	1.0E+06	1.7E-02
443	1.55716	6.30E-05	9.8E-05	1.05E-03	1.03E-07	0.08	1.57E-01	1.32E-09	1.0E+06	1.3E-03
444	1.80133	6.30E-05	1.1E-04	1.05E-03	1.19E-07	0.08	1.57E-01	1.53E-09	1.0E+06	1.5E-03
445	2.12347	6.30E-05	1.3E-04	1.05E-03	1.40E-07	0.08	1.57E-01	1.81E-09	1.0E+06	1.8E-03
446	2.55761	6.30E-05	1.6E-04	1.05E-03	1.68E-07	0.08	1.57E-01	2.18E-09	1.0E+06	2.2E-03
447	3.15084	6.30E-05	2.0E-04	1.05E-03	2.07E-07	0.08	1.57E-01	2.68E-09	1.0E+06	2.7E-03
448	3.97199	6.30E-05	2.5E-04	1.05E-03	2.62E-07	0.08	1.57E-01	3.38E-09	1.0E+06	3.4E-03
449	5.14831	6.30E-05	3.2E-04	1.05E-03	3.39E-07	0.08	1.57E-01	4.38E-09	1.0E+06	4.4E-03
450	6.97333	6.30E-05	4.4E-04	1.05E-03	4.59E-07	0.08	1.57E-01	5.93E-09	1.0E+06	5.9E-03
451	10.23659	6.30E-05	6.4E-04	1.05E-03	6.74E-07	0.08	1.57E-01	8.71E-09	1.0E+06	8.7E-03
452	16.45322	6.30E-05	1.0E-03	1.05E-03	1.08E-06	0.08	1.57E-01	1.40E-08	1.0E+06	1.4E-02
453	1.31379	6.30E-05	8.3E-05	1.05E-03	8.65E-08	0.08	1.57E-01	1.12E-09	1.0E+06	1.1E-03

Ventura Ranch

P2 (on) - Architectural Coating

		Cancer Risk from Birth to 2 years								
Receptor #	Conc	g/sec	Cair	Dose Constant	Dose	ED	Risk Constant	Risk	Constant 2	Risk/ Million
454	1.51429	6.30E-05	9.5E-05	1.05E-03	9.97E-08	0.08	1.57E-01	1.29E-09	1.0E+06	1.3E-03
455	1.77616	6.30E-05	1.1E-04	1.05E-03	1.17E-07	0.08	1.57E-01	1.51E-09	1.0E+06	1.5E-03
456	2.11855	6.30E-05	1.3E-04	1.05E-03	1.39E-07	0.08	1.57E-01	1.80E-09	1.0E+06	1.8E-03
457	2.57537	6.30E-05	1.6E-04	1.05E-03	1.70E-07	0.08	1.57E-01	2.19E-09	1.0E+06	2.2E-03
458	3.1995	6.30E-05	2.0E-04	1.05E-03	2.11E-07	0.08	1.57E-01	2.72E-09	1.0E+06	2.7E-03
459	4.08416	6.30E-05	2.6E-04	1.05E-03	2.69E-07	0.08	1.57E-01	3.47E-09	1.0E+06	3.5E-03
460	5.4409	6.30E-05	3.4E-04	1.05E-03	3.58E-07	0.08	1.57E-01	4.63E-09	1.0E+06	4.6E-03
461	7.89638	6.30E-05	5.0E-04	1.05E-03	5.20E-07	0.08	1.57E-01	6.72E-09	1.0E+06	6.7E-03
462	13.02531	6.30E-05	8.2E-04	1.05E-03	8.58E-07	0.08	1.57E-01	1.11E-08	1.0E+06	1.1E-02
463	2.58071	6.30E-05	1.6E-04	1.05E-03	1.70E-07	0.08	1.57E-01	2.19E-09	1.0E+06	2.2E-03
464	3.23487	6.30E-05	2.0E-04	1.05E-03	2.13E-07	0.08	1.57E-01	2.75E-09	1.0E+06	2.8E-03
465	4.21099	6.30E-05	2.7E-04	1.05E-03	2.77E-07	0.08	1.57E-01	3.58E-09	1.0E+06	3.6E-03
466	5.86401	6.30E-05	3.7E-04	1.05E-03	3.86E-07	0.08	1.57E-01	4.99E-09	1.0E+06	5.0E-03
467	8.5209	6.30E-05	5.4E-04	1.05E-03	5.61E-07	0.08	1.57E-01	7.25E-09	1.0E+06	7.2E-03
468	0	6.30E-05	0.0E+00	1.05E-03	0.00E+00	0.08	1.57E-01	0.00E+00	1.0E+06	0.0E+00
469	0	6.30E-05	0.0E+00	1.05E-03	0.00E+00	0.08	1.57E-01	0.00E+00	1.0E+06	0.0E+00
470	0	6.30E-05	0.0E+00	1.05E-03	0.00E+00	0.08	1.57E-01	0.00E+00	1.0E+06	0.0E+00
471	0	6.30E-05	0.0E+00	1.05E-03	0.00E+00	0.08	1.57E-01	0.00E+00	1.0E+06	0.0E+00
472	0	6.30E-05	0.0E+00	1.05E-03	0.00E+00	0.08	1.57E-01	0.00E+00	1.0E+06	0.0E+00
473	0	6.30E-05	0.0E+00	1.05E-03	0.00E+00	0.08	1.57E-01	0.00E+00	1.0E+06	0.0E+00
474	0	6.30E-05	0.0E+00	1.05E-03	0.00E+00	0.08	1.57E-01	0.00E+00	1.0E+06	0.0E+00
475	0	6.30E-05	0.0E+00	1.05E-03	0.00E+00	0.08	1.57E-01	0.00E+00	1.0E+06	0.0E+00
476	0	6.30E-05	0.0E+00	1.05E-03	0.00E+00	0.08	1.57E-01	0.00E+00	1.0E+06	0.0E+00
477	0	6.30E-05	0.0E+00	1.05E-03	0.00E+00	0.08	1.57E-01	0.00E+00	1.0E+06	0.0E+00
478	0	6.30E-05	0.0E+00	1.05E-03	0.00E+00	0.08	1.57E-01	0.00E+00	1.0E+06	0.0E+00
479	0	6.30E-05	0.0E+00	1.05E-03	0.00E+00	0.08	1.57E-01	0.00E+00	1.0E+06	0.0E+00
480	0	6.30E-05	0.0E+00	1.05E-03	0.00E+00	0.08	1.57E-01	0.00E+00	1.0E+06	0.0E+00
481	0	6.30E-05	0.0E+00	1.05E-03	0.00E+00	0.08	1.57E-01	0.00E+00	1.0E+06	0.0E+00
482	0	6.30E-05	0.0E+00	1.05E-03	0.00E+00	0.08	1.57E-01	0.00E+00	1.0E+06	0.0E+00
483	0	6.30E-05	0.0E+00	1.05E-03	0.00E+00	0.08	1.57E-01	0.00E+00	1.0E+06	0.0E+00
484	0	6.30E-05	0.0E+00	1.05E-03	0.00E+00	0.08	1.57E-01	0.00E+00	1.0E+06	0.0E+00

Ventura Ranch

P2 (on) - Architectural Coating

					Cancer Risk from Birth to 2 years					
Receptor #	Conc	g/sec	Cair	Dose Constant	Dose	ED	Risk Constant	Risk	Constant 2	Risk/ Million
485	0	6.30E-05	0.0E+00	1.05E-03	0.00E+00	0.08	1.57E-01	0.00E+00	1.0E+06	0.0E+00
486	0	6.30E-05	0.0E+00	1.05E-03	0.00E+00	0.08	1.57E-01	0.00E+00	1.0E+06	0.0E+00
487	0	6.30E-05	0.0E+00	1.05E-03	0.00E+00	0.08	1.57E-01	0.00E+00	1.0E+06	0.0E+00
488	0	6.30E-05	0.0E+00	1.05E-03	0.00E+00	0.08	1.57E-01	0.00E+00	1.0E+06	0.0E+00
489	0	6.30E-05	0.0E+00	1.05E-03	0.00E+00	0.08	1.57E-01	0.00E+00	1.0E+06	0.0E+00
490	0	6.30E-05	0.0E+00	1.05E-03	0.00E+00	0.08	1.57E-01	0.00E+00	1.0E+06	0.0E+00
491	0	6.30E-05	0.0E+00	1.05E-03	0.00E+00	0.08	1.57E-01	0.00E+00	1.0E+06	0.0E+00
492	0	6.30E-05	0.0E+00	1.05E-03	0.00E+00	0.08	1.57E-01	0.00E+00	1.0E+06	0.0E+00
493	0	6.30E-05	0.0E+00	1.05E-03	0.00E+00	0.08	1.57E-01	0.00E+00	1.0E+06	0.0E+00
494	0	6.30E-05	0.0E+00	1.05E-03	0.00E+00	0.08	1.57E-01	0.00E+00	1.0E+06	0.0E+00
495	0	6.30E-05	0.0E+00	1.05E-03	0.00E+00	0.08	1.57E-01	0.00E+00	1.0E+06	0.0E+00
496	0	6.30E-05	0.0E+00	1.05E-03	0.00E+00	0.08	1.57E-01	0.00E+00	1.0E+06	0.0E+00
497	0	6.30E-05	0.0E+00	1.05E-03	0.00E+00	0.08	1.57E-01	0.00E+00	1.0E+06	0.0E+00
498	0	6.30E-05	0.0E+00	1.05E-03	0.00E+00	0.08	1.57E-01	0.00E+00	1.0E+06	0.0E+00
499	0	6.30E-05	0.0E+00	1.05E-03	0.00E+00	0.08	1.57E-01	0.00E+00	1.0E+06	0.0E+00
500	0	6.30E-05	0.0E+00	1.05E-03	0.00E+00	0.08	1.57E-01	0.00E+00	1.0E+06	0.0E+00
501	0	6.30E-05	0.0E+00	1.05E-03	0.00E+00	0.08	1.57E-01	0.00E+00	1.0E+06	0.0E+00
502	0	6.30E-05	0.0E+00	1.05E-03	0.00E+00	0.08	1.57E-01	0.00E+00	1.0E+06	0.0E+00
503	0	6.30E-05	0.0E+00	1.05E-03	0.00E+00	0.08	1.57E-01	0.00E+00	1.0E+06	0.0E+00
504	0	6.30E-05	0.0E+00	1.05E-03	0.00E+00	0.08	1.57E-01	0.00E+00	1.0E+06	0.0E+00
505	0	6.30E-05	0.0E+00	1.05E-03	0.00E+00	0.08	1.57E-01	0.00E+00	1.0E+06	0.0E+00
506	0	6.30E-05	0.0E+00	1.05E-03	0.00E+00	0.08	1.57E-01	0.00E+00	1.0E+06	0.0E+00
507	0	6.30E-05	0.0E+00	1.05E-03	0.00E+00	0.08	1.57E-01	0.00E+00	1.0E+06	0.0E+00
508	0	6.30E-05	0.0E+00	1.05E-03	0.00E+00	0.08	1.57E-01	0.00E+00	1.0E+06	0.0E+00
509	0	6.30E-05	0.0E+00	1.05E-03	0.00E+00	0.08	1.57E-01	0.00E+00	1.0E+06	0.0E+00
510	0	6.30E-05	0.0E+00	1.05E-03	0.00E+00	0.08	1.57E-01	0.00E+00	1.0E+06	0.0E+00
511	0	6.30E-05	0.0E+00	1.05E-03	0.00E+00	0.08	1.57E-01	0.00E+00	1.0E+06	0.0E+00
512	0	6.30E-05	0.0E+00	1.05E-03	0.00E+00	0.08	1.57E-01	0.00E+00	1.0E+06	0.0E+00
513	0	6.30E-05	0.0E+00	1.05E-03	0.00E+00	0.08	1.57E-01	0.00E+00	1.0E+06	0.0E+00
514	0	6.30E-05	0.0E+00	1.05E-03	0.00E+00	0.08	1.57E-01	0.00E+00	1.0E+06	0.0E+00
515	0	6.30E-05	0.0E+00	1.05E-03	0.00E+00	0.08	1.57E-01	0.00E+00	1.0E+06	0.0E+00

Ventura Ranch

P2 (on) - Architectural Coating

		Cancer Risk from Birth to 2 years								
Receptor #	Conc	g/sec	Cair	Dose Constant	Dose	ED	Risk Constant	Risk	Constant 2	Risk/ Million
516	0	6.30E-05	0.0E+00	1.05E-03	0.00E+00	0.08	1.57E-01	0.00E+00	1.0E+06	0.0E+00
517	0	6.30E-05	0.0E+00	1.05E-03	0.00E+00	0.08	1.57E-01	0.00E+00	1.0E+06	0.0E+00
518	0	6.30E-05	0.0E+00	1.05E-03	0.00E+00	0.08	1.57E-01	0.00E+00	1.0E+06	0.0E+00
519	0	6.30E-05	0.0E+00	1.05E-03	0.00E+00	0.08	1.57E-01	0.00E+00	1.0E+06	0.0E+00
520	0	6.30E-05	0.0E+00	1.05E-03	0.00E+00	0.08	1.57E-01	0.00E+00	1.0E+06	0.0E+00
521	0	6.30E-05	0.0E+00	1.05E-03	0.00E+00	0.08	1.57E-01	0.00E+00	1.0E+06	0.0E+00
522	0	6.30E-05	0.0E+00	1.05E-03	0.00E+00	0.08	1.57E-01	0.00E+00	1.0E+06	0.0E+00
523	0	6.30E-05	0.0E+00	1.05E-03	0.00E+00	0.08	1.57E-01	0.00E+00	1.0E+06	0.0E+00
524	0	6.30E-05	0.0E+00	1.05E-03	0.00E+00	0.08	1.57E-01	0.00E+00	1.0E+06	0.0E+00
525	0	6.30E-05	0.0E+00	1.05E-03	0.00E+00	0.08	1.57E-01	0.00E+00	1.0E+06	0.0E+00
526	0	6.30E-05	0.0E+00	1.05E-03	0.00E+00	0.08	1.57E-01	0.00E+00	1.0E+06	0.0E+00
527	0	6.30E-05	0.0E+00	1.05E-03	0.00E+00	0.08	1.57E-01	0.00E+00	1.0E+06	0.0E+00
528	0	6.30E-05	0.0E+00	1.05E-03	0.00E+00	0.08	1.57E-01	0.00E+00	1.0E+06	0.0E+00
529	0	6.30E-05	0.0E+00	1.05E-03	0.00E+00	0.08	1.57E-01	0.00E+00	1.0E+06	0.0E+00
530	0	6.30E-05	0.0E+00	1.05E-03	0.00E+00	0.08	1.57E-01	0.00E+00	1.0E+06	0.0E+00
531	0	6.30E-05	0.0E+00	1.05E-03	0.00E+00	0.08	1.57E-01	0.00E+00	1.0E+06	0.0E+00
532	0	6.30E-05	0.0E+00	1.05E-03	0.00E+00	0.08	1.57E-01	0.00E+00	1.0E+06	0.0E+00
533	0	6.30E-05	0.0E+00	1.05E-03	0.00E+00	0.08	1.57E-01	0.00E+00	1.0E+06	0.0E+00
534	0	6.30E-05	0.0E+00	1.05E-03	0.00E+00	0.08	1.57E-01	0.00E+00	1.0E+06	0.0E+00
535	0	6.30E-05	0.0E+00	1.05E-03	0.00E+00	0.08	1.57E-01	0.00E+00	1.0E+06	0.0E+00
536	0	6.30E-05	0.0E+00	1.05E-03	0.00E+00	0.08	1.57E-01	0.00E+00	1.0E+06	0.0E+00
537	0	6.30E-05	0.0E+00	1.05E-03	0.00E+00	0.08	1.57E-01	0.00E+00	1.0E+06	0.0E+00
538	0	6.30E-05	0.0E+00	1.05E-03	0.00E+00	0.08	1.57E-01	0.00E+00	1.0E+06	0.0E+00
539	0	6.30E-05	0.0E+00	1.05E-03	0.00E+00	0.08	1.57E-01	0.00E+00	1.0E+06	0.0E+00
540	0	6.30E-05	0.0E+00	1.05E-03	0.00E+00	0.08	1.57E-01	0.00E+00	1.0E+06	0.0E+00
541	0	6.30E-05	0.0E+00	1.05E-03	0.00E+00	0.08	1.57E-01	0.00E+00	1.0E+06	0.0E+00
542	0	6.30E-05	0.0E+00	1.05E-03	0.00E+00	0.08	1.57E-01	0.00E+00	1.0E+06	0.0E+00
543	0	6.30E-05	0.0E+00	1.05E-03	0.00E+00	0.08	1.57E-01	0.00E+00	1.0E+06	0.0E+00
544	0	6.30E-05	0.0E+00	1.05E-03	0.00E+00	0.08	1.57E-01	0.00E+00	1.0E+06	0.0E+00
545	0	6.30E-05	0.0E+00	1.05E-03	0.00E+00	0.08	1.57E-01	0.00E+00	1.0E+06	0.0E+00
546	0	6.30E-05	0.0E+00	1.05E-03	0.00E+00	0.08	1.57E-01	0.00E+00	1.0E+06	0.0E+00

Ventura Ranch
P2 (on) - Architectural Coating

		Cancer Risk from Birth to 2 years								
Receptor #	Conc	g/sec	Cair	Dose Constant	Dose	ED	Risk Constant	Risk	Constant 2	Risk/ Million
547	0	6.30E-05	0.0E+00	1.05E-03	0.00E+00	0.08	1.57E-01	0.00E+00	1.0E+06	0.0E+00
548	0	6.30E-05	0.0E+00	1.05E-03	0.00E+00	0.08	1.57E-01	0.00E+00	1.0E+06	0.0E+00
549	0	6.30E-05	0.0E+00	1.05E-03	0.00E+00	0.08	1.57E-01	0.00E+00	1.0E+06	0.0E+00
550	0	6.30E-05	0.0E+00	1.05E-03	0.00E+00	0.08	1.57E-01	0.00E+00	1.0E+06	0.0E+00
551	0	6.30E-05	0.0E+00	1.05E-03	0.00E+00	0.08	1.57E-01	0.00E+00	1.0E+06	0.0E+00
552	0	6.30E-05	0.0E+00	1.05E-03	0.00E+00	0.08	1.57E-01	0.00E+00	1.0E+06	0.0E+00
553	0	6.30E-05	0.0E+00	1.05E-03	0.00E+00	0.08	1.57E-01	0.00E+00	1.0E+06	0.0E+00
554	0	6.30E-05	0.0E+00	1.05E-03	0.00E+00	0.08	1.57E-01	0.00E+00	1.0E+06	0.0E+00
555	0	6.30E-05	0.0E+00	1.05E-03	0.00E+00	0.08	1.57E-01	0.00E+00	1.0E+06	0.0E+00
556	0	6.30E-05	0.0E+00	1.05E-03	0.00E+00	0.08	1.57E-01	0.00E+00	1.0E+06	0.0E+00
557	0	6.30E-05	0.0E+00	1.05E-03	0.00E+00	0.08	1.57E-01	0.00E+00	1.0E+06	0.0E+00
558	0	6.30E-05	0.0E+00	1.05E-03	0.00E+00	0.08	1.57E-01	0.00E+00	1.0E+06	0.0E+00
559	0	6.30E-05	0.0E+00	1.05E-03	0.00E+00	0.08	1.57E-01	0.00E+00	1.0E+06	0.0E+00
560	0	6.30E-05	0.0E+00	1.05E-03	0.00E+00	0.08	1.57E-01	0.00E+00	1.0E+06	0.0E+00
0	0	6.30E-05	0.0E+00	1.05E-03	0.00E+00	0.08	1.57E-01	0.00E+00	1.0E+06	0.0E+00

Ventura Ranch
P2 (on) - Architectural Coating

Max Cancer Risk Cancer Risk	
Receptor #	**Total Risk/ Million**
361	4.0E-03
362	5.3E-03
363	7.3E-03
364	1.0E-02
365	3.9E-03
366	5.2E-03
367	7.3E-03
368	1.1E-02
369	1.6E-02
370	2.3E-02
371	3.9E-03
372	5.2E-03
373	7.3E-03
374	1.1E-02
375	1.7E-02
376	3.9E-03
377	5.1E-03
378	7.1E-03
379	1.1E-02
380	1.7E-02
381	3.8E-03
382	4.9E-03
383	6.8E-03
384	1.0E-02
385	1.7E-02
386	3.7E-03
387	4.7E-03
388	6.3E-03
389	9.2E-03
390	1.5E-02
391	3.4E-03

Max	**Receptor #**	
0.030	432	Res

Chronic Non Cancer Risk	
REL	**HI Offroad**
5	5.88E-05
5	7.85E-05
5	1.08E-04
5	1.53E-04
5	5.82E-05
5	7.76E-05
5	1.08E-04
5	1.57E-04
5	2.32E-04
5	3.37E-04
5	5.80E-05
5	7.68E-05
5	1.08E-04
5	1.60E-04
5	2.47E-04
5	5.77E-05
5	7.56E-05
5	1.06E-04
5	1.59E-04
5	2.57E-04
5	5.67E-05
5	7.33E-05
5	1.01E-04
5	1.51E-04
5	2.51E-04
5	5.44E-05
5	6.93E-05
5	9.29E-05
5	1.36E-04
5	2.24E-04
5	5.00E-05

Max	**Receptor #**	
4.403E-04	432	Res

Ventura Ranch
P2 (on) - Architectural Coating

Max Cancer Risk Cancer Risk		*Chronic Non Cancer Risk*	
Receptor #	Total Risk/ Million	REL	HI Offroad
392	4.3E-03	5	6.30E-05
393	5.6E-03	5	8.27E-05
394	7.8E-03	5	1.16E-04
395	3.0E-03	5	4.41E-05
396	3.7E-03	5	5.44E-05
397	4.7E-03	5	6.93E-05
398	6.2E-03	5	9.26E-05
399	2.5E-03	5	3.74E-05
400	3.0E-03	5	4.50E-05
401	3.7E-03	5	5.52E-05
402	4.7E-03	5	6.97E-05
403	6.2E-03	5	9.23E-05
404	2.1E-03	5	3.12E-05
405	2.5E-03	5	3.66E-05
406	2.9E-03	5	4.35E-05
407	3.6E-03	5	5.30E-05
408	4.5E-03	5	6.72E-05
409	6.1E-03	5	9.10E-05
410	9.0E-03	5	1.33E-04
411	1.4E-02	5	2.00E-04
412	2.0E-03	5	2.98E-05
413	2.3E-03	5	3.47E-05
414	2.8E-03	5	4.13E-05
415	3.4E-03	5	5.09E-05
416	4.4E-03	5	6.58E-05
417	6.0E-03	5	8.91E-05
418	8.4E-03	5	1.25E-04
419	1.2E-02	5	1.75E-04
420	1.6E-02	5	2.44E-04
421	1.6E-03	5	2.44E-05
422	1.9E-03	5	2.82E-05

Ventura Ranch
P2 (on) - Architectural Coating

Max Cancer Risk Cancer Risk		*Chronic Non Cancer Risk*	
Receptor #	Total Risk/ Million	REL	HI Offroad
423	2.2E-03	5	3.31E-05
424	2.7E-03	5	4.00E-05
425	3.4E-03	5	5.00E-05
426	4.4E-03	5	6.46E-05
427	5.8E-03	5	8.60E-05
428	7.9E-03	5	1.17E-04
429	1.1E-02	5	1.61E-04
430	1.5E-02	5	2.26E-04
431	2.2E-02	5	3.22E-04
432	3.0E-02	5	4.40E-04
433	1.6E-03	5	2.33E-05
434	1.8E-03	5	2.72E-05
435	2.2E-03	5	3.23E-05
436	2.7E-03	5	3.95E-05
437	3.3E-03	5	4.96E-05
438	4.3E-03	5	6.39E-05
439	5.7E-03	5	8.45E-05
440	7.8E-03	5	1.16E-04
441	1.1E-02	5	1.66E-04
442	1.7E-02	5	2.50E-04
443	1.3E-03	5	1.96E-05
444	1.5E-03	5	2.27E-05
445	1.8E-03	5	2.68E-05
446	2.2E-03	5	3.22E-05
447	2.7E-03	5	3.97E-05
448	3.4E-03	5	5.00E-05
449	4.4E-03	5	6.49E-05
450	5.9E-03	5	8.79E-05
451	8.7E-03	5	1.29E-04
452	1.4E-02	5	2.07E-04
453	1.1E-03	5	1.66E-05

Ventura Ranch
P2 (on) - Architectural Coating

Max Cancer Risk Cancer Risk		*Chronic Non Cancer Risk*	
Receptor #	Total Risk/ Million	REL	HI Offroad
454	1.3E-03	5	1.91E-05
455	1.5E-03	5	2.24E-05
456	1.8E-03	5	2.67E-05
457	2.2E-03	5	3.24E-05
458	2.7E-03	5	4.03E-05
459	3.5E-03	5	5.15E-05
460	4.6E-03	5	6.86E-05
461	6.7E-03	5	9.95E-05
462	1.1E-02	5	1.64E-04
463	2.2E-03	5	3.25E-05
464	2.8E-03	5	4.08E-05
465	3.6E-03	5	5.31E-05
466	5.0E-03	5	7.39E-05
467	7.2E-03	5	1.07E-04
468	0.0E+00	5	0.00E+00
469	0.0E+00	5	0.00E+00
470	0.0E+00	5	0.00E+00
471	0.0E+00	5	0.00E+00
472	0.0E+00	5	0.00E+00
473	0.0E+00	5	0.00E+00
474	0.0E+00	5	0.00E+00
475	0.0E+00	5	0.00E+00
476	0.0E+00	5	0.00E+00
477	0.0E+00	5	0.00E+00
478	0.0E+00	5	0.00E+00
479	0.0E+00	5	0.00E+00
480	0.0E+00	5	0.00E+00
481	0.0E+00	5	0.00E+00
482	0.0E+00	5	0.00E+00
483	0.0E+00	5	0.00E+00
484	0.0E+00	5	0.00E+00

Ventura Ranch
P2 (on) - Architectural Coating

Max Cancer Risk Cancer Risk		*Chronic Non Cancer Risk*	
Receptor #	Total Risk/ Million	REL	HI Offroad
485	0.0E+00	5	0.00E+00
486	0.0E+00	5	0.00E+00
487	0.0E+00	5	0.00E+00
488	0.0E+00	5	0.00E+00
489	0.0E+00	5	0.00E+00
490	0.0E+00	5	0.00E+00
491	0.0E+00	5	0.00E+00
492	0.0E+00	5	0.00E+00
493	0.0E+00	5	0.00E+00
494	0.0E+00	5	0.00E+00
495	0.0E+00	5	0.00E+00
496	0.0E+00	5	0.00E+00
497	0.0E+00	5	0.00E+00
498	0.0E+00	5	0.00E+00
499	0.0E+00	5	0.00E+00
500	0.0E+00	5	0.00E+00
501	0.0E+00	5	0.00E+00
502	0.0E+00	5	0.00E+00
503	0.0E+00	5	0.00E+00
504	0.0E+00	5	0.00E+00
505	0.0E+00	5	0.00E+00
506	0.0E+00	5	0.00E+00
507	0.0E+00	5	0.00E+00
508	0.0E+00	5	0.00E+00
509	0.0E+00	5	0.00E+00
510	0.0E+00	5	0.00E+00
511	0.0E+00	5	0.00E+00
512	0.0E+00	5	0.00E+00
513	0.0E+00	5	0.00E+00
514	0.0E+00	5	0.00E+00
515	0.0E+00	5	0.00E+00

Ventura Ranch
P2 (on) - Architectural Coating

Max Cancer Risk Cancer Risk		*Chronic Non Cancer Risk*	
Receptor #	Total Risk/ Million	REL	HI Offroad
516	0.0E+00	5	0.00E+00
517	0.0E+00	5	0.00E+00
518	0.0E+00	5	0.00E+00
519	0.0E+00	5	0.00E+00
520	0.0E+00	5	0.00E+00
521	0.0E+00	5	0.00E+00
522	0.0E+00	5	0.00E+00
523	0.0E+00	5	0.00E+00
524	0.0E+00	5	0.00E+00
525	0.0E+00	5	0.00E+00
526	0.0E+00	5	0.00E+00
527	0.0E+00	5	0.00E+00
528	0.0E+00	5	0.00E+00
529	0.0E+00	5	0.00E+00
530	0.0E+00	5	0.00E+00
531	0.0E+00	5	0.00E+00
532	0.0E+00	5	0.00E+00
533	0.0E+00	5	0.00E+00
534	0.0E+00	5	0.00E+00
535	0.0E+00	5	0.00E+00
536	0.0E+00	5	0.00E+00
537	0.0E+00	5	0.00E+00
538	0.0E+00	5	0.00E+00
539	0.0E+00	5	0.00E+00
540	0.0E+00	5	0.00E+00
541	0.0E+00	5	0.00E+00
542	0.0E+00	5	0.00E+00
543	0.0E+00	5	0.00E+00
544	0.0E+00	5	0.00E+00
545	0.0E+00	5	0.00E+00
546	0.0E+00	5	0.00E+00

Ventura Ranch
P2 (on) - Architectural Coating

Max Cancer Risk Cancer Risk		*Chronic Non Cancer Risk*	
Receptor #	**Total Risk/ Million**	**REL**	**HI Offroad**
547	0.0E+00	5	0.00E+00
548	0.0E+00	5	0.00E+00
549	0.0E+00	5	0.00E+00
550	0.0E+00	5	0.00E+00
551	0.0E+00	5	0.00E+00
552	0.0E+00	5	0.00E+00
553	0.0E+00	5	0.00E+00
554	0.0E+00	5	0.00E+00
555	0.0E+00	5	0.00E+00
556	0.0E+00	5	0.00E+00
557	0.0E+00	5	0.00E+00
558	0.0E+00	5	0.00E+00
559	0.0E+00	5	0.00E+00
560	0.0E+00	5	0.00E+00
0	0.0E+00	5	0.00E+00

Ventura Ranch

P3 (off) - Site Preparation

		Cancer Risk from 2 to 16 years								
Receptor #	Conc	g/sec	Cair	Dose Constant	Dose	ED	Risk Constant	Risk	Constant 2	Risk/ Million
1	2.00493	1.26E-03	2.5E-03	6.05E-04	1.53E-06	0.25	4.71E-02	1.78E-08	1.0E+06	1.8E-02
2	2.14971	1.26E-03	2.7E-03	6.05E-04	1.64E-06	0.25	4.71E-02	1.91E-08	1.0E+06	1.9E-02
3	2.26061	1.26E-03	2.8E-03	6.05E-04	1.72E-06	0.25	4.71E-02	2.00E-08	1.0E+06	2.0E-02
4	2.3291	1.26E-03	2.9E-03	6.05E-04	1.78E-06	0.25	4.71E-02	2.06E-08	1.0E+06	2.1E-02
5	2.349	1.26E-03	3.0E-03	6.05E-04	1.79E-06	0.25	4.71E-02	2.08E-08	1.0E+06	2.1E-02
6	2.31866	1.26E-03	2.9E-03	6.05E-04	1.77E-06	0.25	4.71E-02	2.05E-08	1.0E+06	2.1E-02
7	2.23003	1.26E-03	2.8E-03	6.05E-04	1.70E-06	0.25	4.71E-02	1.98E-08	1.0E+06	2.0E-02
8	2.09615	1.26E-03	2.6E-03	6.05E-04	1.60E-06	0.25	4.71E-02	1.86E-08	1.0E+06	1.9E-02
9	1.93139	1.26E-03	2.4E-03	6.05E-04	1.47E-06	0.25	4.71E-02	1.71E-08	1.0E+06	1.7E-02
10	1.74195	1.26E-03	2.2E-03	6.05E-04	1.33E-06	0.25	4.71E-02	1.54E-08	1.0E+06	1.5E-02
11	1.5393	1.26E-03	1.9E-03	6.05E-04	1.17E-06	0.25	4.71E-02	1.36E-08	1.0E+06	1.4E-02
12	1.33008	1.26E-03	1.7E-03	6.05E-04	1.01E-06	0.25	4.71E-02	1.18E-08	1.0E+06	1.2E-02
13	1.12658	1.26E-03	1.4E-03	6.05E-04	8.59E-07	0.25	4.71E-02	9.98E-09	1.0E+06	1.0E-02
14	0.93885	1.26E-03	1.2E-03	6.05E-04	7.16E-07	0.25	4.71E-02	8.32E-09	1.0E+06	8.3E-03
15	0.68963	1.26E-03	8.7E-04	6.05E-04	5.26E-07	0.25	4.71E-02	6.11E-09	1.0E+06	6.1E-03
16	0.53505	1.26E-03	6.7E-04	6.05E-04	4.08E-07	0.25	4.71E-02	4.74E-09	1.0E+06	4.7E-03
17	0.37011	1.26E-03	4.7E-04	6.05E-04	2.82E-07	0.25	4.71E-02	3.28E-09	1.0E+06	3.3E-03
18	0.29017	1.26E-03	3.7E-04	6.05E-04	2.21E-07	0.25	4.71E-02	2.57E-09	1.0E+06	2.6E-03
19	0.21152	1.26E-03	2.7E-04	6.05E-04	1.61E-07	0.25	4.71E-02	1.87E-09	1.0E+06	1.9E-03
20	0.16773	1.26E-03	2.1E-04	6.05E-04	1.28E-07	0.25	4.71E-02	1.49E-09	1.0E+06	1.5E-03
21	0.13189	1.26E-03	1.7E-04	6.05E-04	1.01E-07	0.25	4.71E-02	1.17E-09	1.0E+06	1.2E-03
22	2.42551	1.26E-03	3.1E-03	6.05E-04	1.85E-06	0.25	4.71E-02	2.15E-08	1.0E+06	2.1E-02
23	2.28036	1.26E-03	2.9E-03	6.05E-04	1.74E-06	0.25	4.71E-02	2.02E-08	1.0E+06	2.0E-02
24	2.09493	1.26E-03	2.6E-03	6.05E-04	1.60E-06	0.25	4.71E-02	1.86E-08	1.0E+06	1.9E-02
25	1.88162	1.26E-03	2.4E-03	6.05E-04	1.43E-06	0.25	4.71E-02	1.67E-08	1.0E+06	1.7E-02
26	1.65498	1.26E-03	2.1E-03	6.05E-04	1.26E-06	0.25	4.71E-02	1.47E-08	1.0E+06	1.5E-02
27	1.42206	1.26E-03	1.8E-03	6.05E-04	1.08E-06	0.25	4.71E-02	1.26E-08	1.0E+06	1.3E-02
28	1.19441	1.26E-03	1.5E-03	6.05E-04	9.11E-07	0.25	4.71E-02	1.06E-08	1.0E+06	1.1E-02
29	0.9877	1.26E-03	1.2E-03	6.05E-04	7.53E-07	0.25	4.71E-02	8.75E-09	1.0E+06	8.8E-03
30	0.73116	1.26E-03	9.2E-04	6.05E-04	5.57E-07	0.25	4.71E-02	6.48E-09	1.0E+06	6.5E-03
31	0.50639	1.26E-03	6.4E-04	6.05E-04	3.86E-07	0.25	4.71E-02	4.49E-09	1.0E+06	4.5E-03

Ventura Ranch

P3 (off) - Site Preparation

		Cancer Risk from 2 to 16 years								
Receptor #	Conc	g/sec	Cair	Dose Constant	Dose	ED	Risk Constant	Risk	Constant 2	Risk/ Million
32	0.29394	1.26E-03	3.7E-04	6.05E-04	2.24E-07	0.25	4.71E-02	2.60E-09	1.0E+06	2.6E-03
33	0.24093	1.26E-03	3.0E-04	6.05E-04	1.84E-07	0.25	4.71E-02	2.14E-09	1.0E+06	2.1E-03
34	0.21387	1.26E-03	2.7E-04	6.05E-04	1.63E-07	0.25	4.71E-02	1.90E-09	1.0E+06	1.9E-03
35	1.05155	1.26E-03	1.3E-03	6.05E-04	8.02E-07	0.25	4.71E-02	9.32E-09	1.0E+06	9.3E-03
36	0.76096	1.26E-03	9.6E-04	6.05E-04	5.80E-07	0.25	4.71E-02	6.74E-09	1.0E+06	6.7E-03
37	1.0436	1.26E-03	1.3E-03	6.05E-04	7.96E-07	0.25	4.71E-02	9.25E-09	1.0E+06	9.2E-03
38	1.25505	1.26E-03	1.6E-03	6.05E-04	9.57E-07	0.25	4.71E-02	1.11E-08	1.0E+06	1.1E-02
39	1.50059	1.26E-03	1.9E-03	6.05E-04	1.14E-06	0.25	4.71E-02	1.33E-08	1.0E+06	1.3E-02
40	1.78238	1.26E-03	2.2E-03	6.05E-04	1.36E-06	0.25	4.71E-02	1.58E-08	1.0E+06	1.6E-02
41	1.0265	1.26E-03	1.3E-03	6.05E-04	7.83E-07	0.25	4.71E-02	9.10E-09	1.0E+06	9.1E-03
42	1.24569	1.26E-03	1.6E-03	6.05E-04	9.50E-07	0.25	4.71E-02	1.10E-08	1.0E+06	1.1E-02
43	1.50846	1.26E-03	1.9E-03	6.05E-04	1.15E-06	0.25	4.71E-02	1.34E-08	1.0E+06	1.3E-02
44	1.82367	1.26E-03	2.3E-03	6.05E-04	1.39E-06	0.25	4.71E-02	1.62E-08	1.0E+06	1.6E-02
45	2.18808	1.26E-03	2.8E-03	6.05E-04	1.67E-06	0.25	4.71E-02	1.94E-08	1.0E+06	1.9E-02
46	3.31834	1.26E-03	4.2E-03	6.05E-04	2.53E-06	0.25	4.71E-02	2.94E-08	1.0E+06	2.9E-02
47	3.02874	1.26E-03	3.8E-03	6.05E-04	2.31E-06	0.25	4.71E-02	2.68E-08	1.0E+06	2.7E-02
48	1.22648	1.26E-03	1.5E-03	6.05E-04	9.35E-07	0.25	4.71E-02	1.09E-08	1.0E+06	1.1E-02
49	1.50963	1.26E-03	1.9E-03	6.05E-04	1.15E-06	0.25	4.71E-02	1.34E-08	1.0E+06	1.3E-02
50	1.85434	1.26E-03	2.3E-03	6.05E-04	1.41E-06	0.25	4.71E-02	1.64E-08	1.0E+06	1.6E-02
51	2.25221	1.26E-03	2.8E-03	6.05E-04	1.72E-06	0.25	4.71E-02	2.00E-08	1.0E+06	2.0E-02
52	3.68919	1.26E-03	4.6E-03	6.05E-04	2.81E-06	0.25	4.71E-02	3.27E-08	1.0E+06	3.3E-02
53	3.36577	1.26E-03	4.2E-03	6.05E-04	2.57E-06	0.25	4.71E-02	2.98E-08	1.0E+06	3.0E-02
54	2.96751	1.26E-03	3.7E-03	6.05E-04	2.26E-06	0.25	4.71E-02	2.63E-08	1.0E+06	2.6E-02
55	1.48309	1.26E-03	1.9E-03	6.05E-04	1.13E-06	0.25	4.71E-02	1.31E-08	1.0E+06	1.3E-02
56	1.85504	1.26E-03	2.3E-03	6.05E-04	1.41E-06	0.25	4.71E-02	1.64E-08	1.0E+06	1.6E-02
57	2.29704	1.26E-03	2.9E-03	6.05E-04	1.75E-06	0.25	4.71E-02	2.04E-08	1.0E+06	2.0E-02
58	2.7775	1.26E-03	3.5E-03	6.05E-04	2.12E-06	0.25	4.71E-02	2.46E-08	1.0E+06	2.5E-02
59	4.12991	1.26E-03	5.2E-03	6.05E-04	3.15E-06	0.25	4.71E-02	3.66E-08	1.0E+06	3.7E-02
60	3.76159	1.26E-03	4.7E-03	6.05E-04	2.87E-06	0.25	4.71E-02	3.33E-08	1.0E+06	3.3E-02
61	3.30687	1.26E-03	4.2E-03	6.05E-04	2.52E-06	0.25	4.71E-02	2.93E-08	1.0E+06	2.9E-02
62	4.6596	1.26E-03	5.9E-03	6.05E-04	3.55E-06	0.25	4.71E-02	4.13E-08	1.0E+06	4.1E-02

Ventura Ranch

P3 (off) - Site Preparation

							Cancer Risk from 2 to 16 years			
Receptor #	Conc	g/sec	Cair	Dose Constant	Dose	ED	Risk Constant	Risk	Constant 2	Risk/ Million
63	4.23785	1.26E-03	5.3E-03	6.05E-04	3.23E-06	0.25	4.71E-02	3.76E-08	1.0E+06	3.8E-02
64	3.71624	1.26E-03	4.7E-03	6.05E-04	2.83E-06	0.25	4.71E-02	3.29E-08	1.0E+06	3.3E-02
65	4.81621	1.26E-03	6.1E-03	6.05E-04	3.67E-06	0.25	4.71E-02	4.27E-08	1.0E+06	4.3E-02
66	1.10365	1.26E-03	1.4E-03	6.05E-04	8.41E-07	0.25	4.71E-02	9.78E-09	1.0E+06	9.8E-03
67	1.40669	1.26E-03	1.8E-03	6.05E-04	1.07E-06	0.25	4.71E-02	1.25E-08	1.0E+06	1.2E-02
68	0.52917	1.26E-03	6.7E-04	6.05E-04	4.03E-07	0.25	4.71E-02	4.69E-09	1.0E+06	4.7E-03
69	0.35315	1.26E-03	4.4E-04	6.05E-04	2.69E-07	0.25	4.71E-02	3.13E-09	1.0E+06	3.1E-03
70	0.26517	1.26E-03	3.3E-04	6.05E-04	2.02E-07	0.25	4.71E-02	2.35E-09	1.0E+06	2.3E-03
71	0.21757	1.26E-03	2.7E-04	6.05E-04	1.66E-07	0.25	4.71E-02	1.93E-09	1.0E+06	1.9E-03
72	1.07883	1.26E-03	1.4E-03	6.05E-04	8.22E-07	0.25	4.71E-02	9.56E-09	1.0E+06	9.6E-03
73	1.36829	1.26E-03	1.7E-03	6.05E-04	1.04E-06	0.25	4.71E-02	1.21E-08	1.0E+06	1.2E-02
74	0.9512	1.26E-03	1.2E-03	6.05E-04	7.25E-07	0.25	4.71E-02	8.43E-09	1.0E+06	8.4E-03
75	0.56317	1.26E-03	7.1E-04	6.05E-04	4.29E-07	0.25	4.71E-02	4.99E-09	1.0E+06	5.0E-03
76	0.38395	1.26E-03	4.8E-04	6.05E-04	2.93E-07	0.25	4.71E-02	3.40E-09	1.0E+06	3.4E-03
77	0.29227	1.26E-03	3.7E-04	6.05E-04	2.23E-07	0.25	4.71E-02	2.59E-09	1.0E+06	2.6E-03
78	0.24965	1.26E-03	3.1E-04	6.05E-04	1.90E-07	0.25	4.71E-02	2.21E-09	1.0E+06	2.2E-03
79	1.0595	1.26E-03	1.3E-03	6.05E-04	8.08E-07	0.25	4.71E-02	9.39E-09	1.0E+06	9.4E-03
80	1.33168	1.26E-03	1.7E-03	6.05E-04	1.02E-06	0.25	4.71E-02	1.18E-08	1.0E+06	1.2E-02
81	0.98702	1.26E-03	1.2E-03	6.05E-04	7.52E-07	0.25	4.71E-02	8.75E-09	1.0E+06	8.7E-03
82	0.60145	1.26E-03	7.6E-04	6.05E-04	4.59E-07	0.25	4.71E-02	5.33E-09	1.0E+06	5.3E-03
83	0.45248	1.26E-03	5.7E-04	6.05E-04	3.45E-07	0.25	4.71E-02	4.01E-09	1.0E+06	4.0E-03
84	0.37602	1.26E-03	4.7E-04	6.05E-04	2.87E-07	0.25	4.71E-02	3.33E-09	1.0E+06	3.3E-03
85	0.30512	1.26E-03	3.8E-04	6.05E-04	2.33E-07	0.25	4.71E-02	2.70E-09	1.0E+06	2.7E-03
86	1.05345	1.26E-03	1.3E-03	6.05E-04	8.03E-07	0.25	4.71E-02	9.34E-09	1.0E+06	9.3E-03
87	1.41373	1.26E-03	1.8E-03	6.05E-04	1.08E-06	0.25	4.71E-02	1.25E-08	1.0E+06	1.3E-02
88	0.72086	1.26E-03	9.1E-04	6.05E-04	5.50E-07	0.25	4.71E-02	6.39E-09	1.0E+06	6.4E-03
89	0.83306	1.26E-03	1.0E-03	6.05E-04	6.35E-07	0.25	4.71E-02	7.38E-09	1.0E+06	7.4E-03
90	0.66906	1.26E-03	8.4E-04	6.05E-04	5.10E-07	0.25	4.71E-02	5.93E-09	1.0E+06	5.9E-03
91	0.7657	1.26E-03	9.6E-04	6.05E-04	5.84E-07	0.25	4.71E-02	6.79E-09	1.0E+06	6.8E-03
92	0.88448	1.26E-03	1.1E-03	6.05E-04	6.74E-07	0.25	4.71E-02	7.84E-09	1.0E+06	7.8E-03
93	0.61019	1.26E-03	7.7E-04	6.05E-04	4.65E-07	0.25	4.71E-02	5.41E-09	1.0E+06	5.4E-03

Ventura Ranch

P3 (off) - Site Preparation

							Cancer Risk from 2 to 16 years			
Receptor #	Conc	g/sec	Cair	Dose Constant	Dose	ED	Risk Constant	Risk	Constant 2	Risk/ Million
94	0.68999	1.26E-03	8.7E-04	6.05E-04	5.26E-07	0.25	4.71E-02	6.11E-09	1.0E+06	6.1E-03
95	0.7864	1.26E-03	9.9E-04	6.05E-04	6.00E-07	0.25	4.71E-02	6.97E-09	1.0E+06	7.0E-03
96	0.92364	1.26E-03	1.2E-03	6.05E-04	7.04E-07	0.25	4.71E-02	8.19E-09	1.0E+06	8.2E-03
97	1.10504	1.26E-03	1.4E-03	6.05E-04	8.42E-07	0.25	4.71E-02	9.79E-09	1.0E+06	9.8E-03
98	1.3262	1.26E-03	1.7E-03	6.05E-04	1.01E-06	0.25	4.71E-02	1.18E-08	1.0E+06	1.2E-02
99	0.54304	1.26E-03	6.8E-04	6.05E-04	4.14E-07	0.25	4.71E-02	4.81E-09	1.0E+06	4.8E-03
100	0.60537	1.26E-03	7.6E-04	6.05E-04	4.62E-07	0.25	4.71E-02	5.36E-09	1.0E+06	5.4E-03
101	0.68065	1.26E-03	8.6E-04	6.05E-04	5.19E-07	0.25	4.71E-02	6.03E-09	1.0E+06	6.0E-03
102	0.78538	1.26E-03	9.9E-04	6.05E-04	5.99E-07	0.25	4.71E-02	6.96E-09	1.0E+06	7.0E-03
103	0.92249	1.26E-03	1.2E-03	6.05E-04	7.03E-07	0.25	4.71E-02	8.18E-09	1.0E+06	8.2E-03
104	1.10706	1.26E-03	1.4E-03	6.05E-04	8.44E-07	0.25	4.71E-02	9.81E-09	1.0E+06	9.8E-03
105	1.36857	1.26E-03	1.7E-03	6.05E-04	1.04E-06	0.25	4.71E-02	1.21E-08	1.0E+06	1.2E-02
106	1.76548	1.26E-03	2.2E-03	6.05E-04	1.35E-06	0.25	4.71E-02	1.56E-08	1.0E+06	1.6E-02
107	2.45349	1.26E-03	3.1E-03	6.05E-04	1.87E-06	0.25	4.71E-02	2.17E-08	1.0E+06	2.2E-02
108	3.89694	1.26E-03	4.9E-03	6.05E-04	2.97E-06	0.25	4.71E-02	3.45E-08	1.0E+06	3.5E-02
109	0.47154	1.26E-03	5.9E-04	6.05E-04	3.59E-07	0.25	4.71E-02	4.18E-09	1.0E+06	4.2E-03
110	0.518	1.26E-03	6.5E-04	6.05E-04	3.95E-07	0.25	4.71E-02	4.59E-09	1.0E+06	4.6E-03
111	0.57712	1.26E-03	7.3E-04	6.05E-04	4.40E-07	0.25	4.71E-02	5.11E-09	1.0E+06	5.1E-03
112	0.66002	1.26E-03	8.3E-04	6.05E-04	5.03E-07	0.25	4.71E-02	5.85E-09	1.0E+06	5.8E-03
113	0.75336	1.26E-03	9.5E-04	6.05E-04	5.74E-07	0.25	4.71E-02	6.68E-09	1.0E+06	6.7E-03
114	0.87136	1.26E-03	1.1E-03	6.05E-04	6.64E-07	0.25	4.71E-02	7.72E-09	1.0E+06	7.7E-03
115	1.0365	1.26E-03	1.3E-03	6.05E-04	7.90E-07	0.25	4.71E-02	9.19E-09	1.0E+06	9.2E-03
116	1.26469	1.26E-03	1.6E-03	6.05E-04	9.64E-07	0.25	4.71E-02	1.12E-08	1.0E+06	1.1E-02
117	1.60507	1.26E-03	2.0E-03	6.05E-04	1.22E-06	0.25	4.71E-02	1.42E-08	1.0E+06	1.4E-02
118	2.18911	1.26E-03	2.8E-03	6.05E-04	1.67E-06	0.25	4.71E-02	1.94E-08	1.0E+06	1.9E-02
119	3.34935	1.26E-03	4.2E-03	6.05E-04	2.55E-06	0.25	4.71E-02	2.97E-08	1.0E+06	3.0E-02
120	5.68458	1.26E-03	7.2E-03	6.05E-04	4.33E-06	0.25	4.71E-02	5.04E-08	1.0E+06	5.0E-02
121	9.08234	1.26E-03	1.1E-02	6.05E-04	6.92E-06	0.25	4.71E-02	8.05E-08	1.0E+06	8.0E-02
122	12.88509	1.26E-03	1.6E-02	6.05E-04	9.82E-06	0.25	4.71E-02	1.14E-07	1.0E+06	1.1E-01
123	0.40241	1.26E-03	5.1E-04	6.05E-04	3.07E-07	0.25	4.71E-02	3.57E-09	1.0E+06	3.6E-03
124	0.43634	1.26E-03	5.5E-04	6.05E-04	3.33E-07	0.25	4.71E-02	3.87E-09	1.0E+06	3.9E-03

Ventura Ranch

P3 (off) - Site Preparation

							Cancer Risk from 2 to 16 years			
Receptor #	Conc	g/sec	Cair	Dose Constant	Dose	ED	Risk Constant	Risk	Constant 2	Risk/ Million
125	0.48003	1.26E-03	6.0E-04	6.05E-04	3.66E-07	0.25	4.71E-02	4.25E-09	1.0E+06	4.3E-03
126	0.53925	1.26E-03	6.8E-04	6.05E-04	4.11E-07	0.25	4.71E-02	4.78E-09	1.0E+06	4.8E-03
127	0.60059	1.26E-03	7.6E-04	6.05E-04	4.58E-07	0.25	4.71E-02	5.32E-09	1.0E+06	5.3E-03
128	0.67646	1.26E-03	8.5E-04	6.05E-04	5.16E-07	0.25	4.71E-02	5.99E-09	1.0E+06	6.0E-03
129	0.78253	1.26E-03	9.9E-04	6.05E-04	5.97E-07	0.25	4.71E-02	6.93E-09	1.0E+06	6.9E-03
130	0.91204	1.26E-03	1.1E-03	6.05E-04	6.95E-07	0.25	4.71E-02	8.08E-09	1.0E+06	8.1E-03
131	1.09309	1.26E-03	1.4E-03	6.05E-04	8.33E-07	0.25	4.71E-02	9.69E-09	1.0E+06	9.7E-03
132	1.35603	1.26E-03	1.7E-03	6.05E-04	1.03E-06	0.25	4.71E-02	1.20E-08	1.0E+06	1.2E-02
133	1.80558	1.26E-03	2.3E-03	6.05E-04	1.38E-06	0.25	4.71E-02	1.60E-08	1.0E+06	1.6E-02
134	2.58118	1.26E-03	3.3E-03	6.05E-04	1.97E-06	0.25	4.71E-02	2.29E-08	1.0E+06	2.3E-02
135	3.64425	1.26E-03	4.6E-03	6.05E-04	2.78E-06	0.25	4.71E-02	3.23E-08	1.0E+06	3.2E-02
136	4.90821	1.26E-03	6.2E-03	6.05E-04	3.74E-06	0.25	4.71E-02	4.35E-08	1.0E+06	4.3E-02
137	6.18536	1.26E-03	7.8E-03	6.05E-04	4.72E-06	0.25	4.71E-02	5.48E-08	1.0E+06	5.5E-02
138	7.11634	1.26E-03	9.0E-03	6.05E-04	5.43E-06	0.25	4.71E-02	6.31E-08	1.0E+06	6.3E-02
139	0.34043	1.26E-03	4.3E-04	6.05E-04	2.60E-07	0.25	4.71E-02	3.02E-09	1.0E+06	3.0E-03
140	0.3647	1.26E-03	4.6E-04	6.05E-04	2.78E-07	0.25	4.71E-02	3.23E-09	1.0E+06	3.2E-03
141	0.3956	1.26E-03	5.0E-04	6.05E-04	3.02E-07	0.25	4.71E-02	3.51E-09	1.0E+06	3.5E-03
142	0.43638	1.26E-03	5.5E-04	6.05E-04	3.33E-07	0.25	4.71E-02	3.87E-09	1.0E+06	3.9E-03
143	0.47655	1.26E-03	6.0E-04	6.05E-04	3.63E-07	0.25	4.71E-02	4.22E-09	1.0E+06	4.2E-03
144	0.52675	1.26E-03	6.6E-04	6.05E-04	4.02E-07	0.25	4.71E-02	4.67E-09	1.0E+06	4.7E-03
145	0.59329	1.26E-03	7.5E-04	6.05E-04	4.52E-07	0.25	4.71E-02	5.26E-09	1.0E+06	5.3E-03
146	0.6733	1.26E-03	8.5E-04	6.05E-04	5.13E-07	0.25	4.71E-02	5.97E-09	1.0E+06	6.0E-03
147	0.78195	1.26E-03	9.9E-04	6.05E-04	5.96E-07	0.25	4.71E-02	6.93E-09	1.0E+06	6.9E-03
148	0.91559	1.26E-03	1.2E-03	6.05E-04	6.98E-07	0.25	4.71E-02	8.11E-09	1.0E+06	8.1E-03
149	1.13846	1.26E-03	1.4E-03	6.05E-04	8.68E-07	0.25	4.71E-02	1.01E-08	1.0E+06	1.0E-02
150	1.49903	1.26E-03	1.9E-03	6.05E-04	1.14E-06	0.25	4.71E-02	1.33E-08	1.0E+06	1.3E-02
151	1.93942	1.26E-03	2.4E-03	6.05E-04	1.48E-06	0.25	4.71E-02	1.72E-08	1.0E+06	1.7E-02
152	2.41416	1.26E-03	3.0E-03	6.05E-04	1.84E-06	0.25	4.71E-02	2.14E-08	1.0E+06	2.1E-02
153	3.13085	1.26E-03	3.9E-03	6.05E-04	2.39E-06	0.25	4.71E-02	2.77E-08	1.0E+06	2.8E-02
154	3.69941	1.26E-03	4.7E-03	6.05E-04	2.82E-06	0.25	4.71E-02	3.28E-08	1.0E+06	3.3E-02
155	0.28713	1.26E-03	3.6E-04	6.05E-04	2.19E-07	0.25	4.71E-02	2.54E-09	1.0E+06	2.5E-03

Ventura Ranch

P3 (off) - Site Preparation

							Cancer Risk from 2 to 16 years			
Receptor #	Conc	g/sec	Cair	Dose Constant	Dose	ED	Risk Constant	Risk	Constant 2	Risk/ Million
156	0.30444	1.26E-03	3.8E-04	6.05E-04	2.32E-07	0.25	4.71E-02	2.70E-09	1.0E+06	2.7E-03
157	0.32621	1.26E-03	4.1E-04	6.05E-04	2.49E-07	0.25	4.71E-02	2.89E-09	1.0E+06	2.9E-03
158	0.35429	1.26E-03	4.5E-04	6.05E-04	2.70E-07	0.25	4.71E-02	3.14E-09	1.0E+06	3.1E-03
159	0.38184	1.26E-03	4.8E-04	6.05E-04	2.91E-07	0.25	4.71E-02	3.38E-09	1.0E+06	3.4E-03
160	0.41645	1.26E-03	5.2E-04	6.05E-04	3.17E-07	0.25	4.71E-02	3.69E-09	1.0E+06	3.7E-03
161	0.45958	1.26E-03	5.8E-04	6.05E-04	3.50E-07	0.25	4.71E-02	4.07E-09	1.0E+06	4.1E-03
162	0.5129	1.26E-03	6.5E-04	6.05E-04	3.91E-07	0.25	4.71E-02	4.55E-09	1.0E+06	4.5E-03
163	0.58717	1.26E-03	7.4E-04	6.05E-04	4.48E-07	0.25	4.71E-02	5.20E-09	1.0E+06	5.2E-03
164	0.67389	1.26E-03	8.5E-04	6.05E-04	5.14E-07	0.25	4.71E-02	5.97E-09	1.0E+06	6.0E-03
165	0.80755	1.26E-03	1.0E-03	6.05E-04	6.16E-07	0.25	4.71E-02	7.16E-09	1.0E+06	7.2E-03
166	1.00995	1.26E-03	1.3E-03	6.05E-04	7.70E-07	0.25	4.71E-02	8.95E-09	1.0E+06	9.0E-03
167	1.22488	1.26E-03	1.5E-03	6.05E-04	9.34E-07	0.25	4.71E-02	1.09E-08	1.0E+06	1.1E-02
168	1.46612	1.26E-03	1.8E-03	6.05E-04	1.12E-06	0.25	4.71E-02	1.30E-08	1.0E+06	1.3E-02
169	1.83368	1.26E-03	2.3E-03	6.05E-04	1.40E-06	0.25	4.71E-02	1.63E-08	1.0E+06	1.6E-02
170	2.1462	1.26E-03	2.7E-03	6.05E-04	1.64E-06	0.25	4.71E-02	1.90E-08	1.0E+06	1.9E-02
171	0.24271	1.26E-03	3.1E-04	6.05E-04	1.85E-07	0.25	4.71E-02	2.15E-09	1.0E+06	2.2E-03
172	0.2551	1.26E-03	3.2E-04	6.05E-04	1.94E-07	0.25	4.71E-02	2.26E-09	1.0E+06	2.3E-03
173	0.27063	1.26E-03	3.4E-04	6.05E-04	2.06E-07	0.25	4.71E-02	2.40E-09	1.0E+06	2.4E-03
174	0.29061	1.26E-03	3.7E-04	6.05E-04	2.22E-07	0.25	4.71E-02	2.58E-09	1.0E+06	2.6E-03
175	0.31089	1.26E-03	3.9E-04	6.05E-04	2.37E-07	0.25	4.71E-02	2.76E-09	1.0E+06	2.8E-03
176	0.33649	1.26E-03	4.2E-04	6.05E-04	2.57E-07	0.25	4.71E-02	2.98E-09	1.0E+06	3.0E-03
177	0.36604	1.26E-03	4.6E-04	6.05E-04	2.79E-07	0.25	4.71E-02	3.24E-09	1.0E+06	3.2E-03
178	0.40571	1.26E-03	5.1E-04	6.05E-04	3.09E-07	0.25	4.71E-02	3.60E-09	1.0E+06	3.6E-03
179	0.45998	1.26E-03	5.8E-04	6.05E-04	3.51E-07	0.25	4.71E-02	4.08E-09	1.0E+06	4.1E-03
180	0.52137	1.26E-03	6.6E-04	6.05E-04	3.97E-07	0.25	4.71E-02	4.62E-09	1.0E+06	4.6E-03
181	0.59926	1.26E-03	7.6E-04	6.05E-04	4.57E-07	0.25	4.71E-02	5.31E-09	1.0E+06	5.3E-03
182	0.72965	1.26E-03	9.2E-04	6.05E-04	5.56E-07	0.25	4.71E-02	6.47E-09	1.0E+06	6.5E-03
183	0.86652	1.26E-03	1.1E-03	6.05E-04	6.61E-07	0.25	4.71E-02	7.68E-09	1.0E+06	7.7E-03
184	0.99831	1.26E-03	1.3E-03	6.05E-04	7.61E-07	0.25	4.71E-02	8.85E-09	1.0E+06	8.8E-03
185	1.20395	1.26E-03	1.5E-03	6.05E-04	9.18E-07	0.25	4.71E-02	1.07E-08	1.0E+06	1.1E-02
186	1.37693	1.26E-03	1.7E-03	6.05E-04	1.05E-06	0.25	4.71E-02	1.22E-08	1.0E+06	1.2E-02

Ventura Ranch

P3 (off) - Site Preparation

							Cancer Risk from 2 to 16 years			
Receptor #	Conc	g/sec	Cair	Dose Constant	Dose	ED	Risk Constant	Risk	Constant 2	Risk/ Million
187	0.20615	1.26E-03	2.6E-04	6.05E-04	1.57E-07	0.25	4.71E-02	1.83E-09	1.0E+06	1.8E-03
188	0.21534	1.26E-03	2.7E-04	6.05E-04	1.64E-07	0.25	4.71E-02	1.91E-09	1.0E+06	1.9E-03
189	0.22696	1.26E-03	2.9E-04	6.05E-04	1.73E-07	0.25	4.71E-02	2.01E-09	1.0E+06	2.0E-03
190	0.2419	1.26E-03	3.0E-04	6.05E-04	1.84E-07	0.25	4.71E-02	2.14E-09	1.0E+06	2.1E-03
191	0.2579	1.26E-03	3.2E-04	6.05E-04	1.97E-07	0.25	4.71E-02	2.29E-09	1.0E+06	2.3E-03
192	0.27837	1.26E-03	3.5E-04	6.05E-04	2.12E-07	0.25	4.71E-02	2.47E-09	1.0E+06	2.5E-03
193	0.29964	1.26E-03	3.8E-04	6.05E-04	2.28E-07	0.25	4.71E-02	2.66E-09	1.0E+06	2.7E-03
194	0.33107	1.26E-03	4.2E-04	6.05E-04	2.52E-07	0.25	4.71E-02	2.93E-09	1.0E+06	2.9E-03
195	0.37331	1.26E-03	4.7E-04	6.05E-04	2.85E-07	0.25	4.71E-02	3.31E-09	1.0E+06	3.3E-03
196	0.41984	1.26E-03	5.3E-04	6.05E-04	3.20E-07	0.25	4.71E-02	3.72E-09	1.0E+06	3.7E-03
197	0.47633	1.26E-03	6.0E-04	6.05E-04	3.63E-07	0.25	4.71E-02	4.22E-09	1.0E+06	4.2E-03
198	0.56612	1.26E-03	7.1E-04	6.05E-04	4.32E-07	0.25	4.71E-02	5.02E-09	1.0E+06	5.0E-03
199	0.6557	1.26E-03	8.3E-04	6.05E-04	5.00E-07	0.25	4.71E-02	5.81E-09	1.0E+06	5.8E-03
200	0.72603	1.26E-03	9.1E-04	6.05E-04	5.54E-07	0.25	4.71E-02	6.43E-09	1.0E+06	6.4E-03
201	0.85446	1.26E-03	1.1E-03	6.05E-04	6.51E-07	0.25	4.71E-02	7.57E-09	1.0E+06	7.6E-03
202	0.95972	1.26E-03	1.2E-03	6.05E-04	7.32E-07	0.25	4.71E-02	8.51E-09	1.0E+06	8.5E-03
203	0.17632	1.26E-03	2.2E-04	6.05E-04	1.34E-07	0.25	4.71E-02	1.56E-09	1.0E+06	1.6E-03
204	0.18352	1.26E-03	2.3E-04	6.05E-04	1.40E-07	0.25	4.71E-02	1.63E-09	1.0E+06	1.6E-03
205	0.19269	1.26E-03	2.4E-04	6.05E-04	1.47E-07	0.25	4.71E-02	1.71E-09	1.0E+06	1.7E-03
206	0.20463	1.26E-03	2.6E-04	6.05E-04	1.56E-07	0.25	4.71E-02	1.81E-09	1.0E+06	1.8E-03
207	0.21821	1.26E-03	2.7E-04	6.05E-04	1.66E-07	0.25	4.71E-02	1.93E-09	1.0E+06	1.9E-03
208	0.23565	1.26E-03	3.0E-04	6.05E-04	1.80E-07	0.25	4.71E-02	2.09E-09	1.0E+06	2.1E-03
209	0.25203	1.26E-03	3.2E-04	6.05E-04	1.92E-07	0.25	4.71E-02	2.23E-09	1.0E+06	2.2E-03
210	0.2774	1.26E-03	3.5E-04	6.05E-04	2.11E-07	0.25	4.71E-02	2.46E-09	1.0E+06	2.5E-03
211	0.311	1.26E-03	3.9E-04	6.05E-04	2.37E-07	0.25	4.71E-02	2.76E-09	1.0E+06	2.8E-03
212	0.34461	1.26E-03	4.3E-04	6.05E-04	2.63E-07	0.25	4.71E-02	3.05E-09	1.0E+06	3.1E-03
213	0.39368	1.26E-03	5.0E-04	6.05E-04	3.00E-07	0.25	4.71E-02	3.49E-09	1.0E+06	3.5E-03
214	0.45874	1.26E-03	5.8E-04	6.05E-04	3.50E-07	0.25	4.71E-02	4.07E-09	1.0E+06	4.1E-03
215	0.51869	1.26E-03	6.5E-04	6.05E-04	3.95E-07	0.25	4.71E-02	4.60E-09	1.0E+06	4.6E-03
216	0.55472	1.26E-03	7.0E-04	6.05E-04	4.23E-07	0.25	4.71E-02	4.92E-09	1.0E+06	4.9E-03
217	0.63877	1.26E-03	8.0E-04	6.05E-04	4.87E-07	0.25	4.71E-02	5.66E-09	1.0E+06	5.7E-03

Ventura Ranch

P3 (off) - Site Preparation

							Cancer Risk from 2 to 16 years			
Receptor #	Conc	g/sec	Cair	Dose Constant	Dose	ED	Risk Constant	Risk	Constant 2	Risk/ Million
218	0.71268	1.26E-03	9.0E-04	6.05E-04	5.43E-07	0.25	4.71E-02	6.32E-09	1.0E+06	6.3E-03
219	0.15226	1.26E-03	1.9E-04	6.05E-04	1.16E-07	0.25	4.71E-02	1.35E-09	1.0E+06	1.3E-03
220	0.15827	1.26E-03	2.0E-04	6.05E-04	1.21E-07	0.25	4.71E-02	1.40E-09	1.0E+06	1.4E-03
221	0.16606	1.26E-03	2.1E-04	6.05E-04	1.27E-07	0.25	4.71E-02	1.47E-09	1.0E+06	1.5E-03
222	0.17616	1.26E-03	2.2E-04	6.05E-04	1.34E-07	0.25	4.71E-02	1.56E-09	1.0E+06	1.6E-03
223	0.18801	1.26E-03	2.4E-04	6.05E-04	1.43E-07	0.25	4.71E-02	1.67E-09	1.0E+06	1.7E-03
224	0.20268	1.26E-03	2.6E-04	6.05E-04	1.55E-07	0.25	4.71E-02	1.80E-09	1.0E+06	1.8E-03
225	0.21743	1.26E-03	2.7E-04	6.05E-04	1.66E-07	0.25	4.71E-02	1.93E-09	1.0E+06	1.9E-03
226	0.23288	1.26E-03	2.9E-04	6.05E-04	1.78E-07	0.25	4.71E-02	2.06E-09	1.0E+06	2.1E-03
227	0.26173	1.26E-03	3.3E-04	6.05E-04	2.00E-07	0.25	4.71E-02	2.32E-09	1.0E+06	2.3E-03
228	0.29356	1.26E-03	3.7E-04	6.05E-04	2.24E-07	0.25	4.71E-02	2.60E-09	1.0E+06	2.6E-03
229	0.33422	1.26E-03	4.2E-04	6.05E-04	2.55E-07	0.25	4.71E-02	2.96E-09	1.0E+06	3.0E-03
230	0.3818	1.26E-03	4.8E-04	6.05E-04	2.91E-07	0.25	4.71E-02	3.38E-09	1.0E+06	3.4E-03
231	0.41185	1.26E-03	5.2E-04	6.05E-04	3.14E-07	0.25	4.71E-02	3.65E-09	1.0E+06	3.6E-03
232	0.43874	1.26E-03	5.5E-04	6.05E-04	3.34E-07	0.25	4.71E-02	3.89E-09	1.0E+06	3.9E-03
233	0.49749	1.26E-03	6.3E-04	6.05E-04	3.79E-07	0.25	4.71E-02	4.41E-09	1.0E+06	4.4E-03
234	0.54696	1.26E-03	6.9E-04	6.05E-04	4.17E-07	0.25	4.71E-02	4.85E-09	1.0E+06	4.8E-03
235	0.13297	1.26E-03	1.7E-04	6.05E-04	1.01E-07	0.25	4.71E-02	1.18E-09	1.0E+06	1.2E-03
236	0.13832	1.26E-03	1.7E-04	6.05E-04	1.05E-07	0.25	4.71E-02	1.23E-09	1.0E+06	1.2E-03
237	0.14531	1.26E-03	1.8E-04	6.05E-04	1.11E-07	0.25	4.71E-02	1.29E-09	1.0E+06	1.3E-03
238	0.15414	1.26E-03	1.9E-04	6.05E-04	1.18E-07	0.25	4.71E-02	1.37E-09	1.0E+06	1.4E-03
239	0.16381	1.26E-03	2.1E-04	6.05E-04	1.25E-07	0.25	4.71E-02	1.45E-09	1.0E+06	1.5E-03
240	0.17734	1.26E-03	2.2E-04	6.05E-04	1.35E-07	0.25	4.71E-02	1.57E-09	1.0E+06	1.6E-03
241	0.19171	1.26E-03	2.4E-04	6.05E-04	1.46E-07	0.25	4.71E-02	1.70E-09	1.0E+06	1.7E-03
242	0.20329	1.26E-03	2.6E-04	6.05E-04	1.55E-07	0.25	4.71E-02	1.80E-09	1.0E+06	1.8E-03
243	0.22816	1.26E-03	2.9E-04	6.05E-04	1.74E-07	0.25	4.71E-02	2.02E-09	1.0E+06	2.0E-03
244	0.255	1.26E-03	3.2E-04	6.05E-04	1.94E-07	0.25	4.71E-02	2.26E-09	1.0E+06	2.3E-03
245	0.28813	1.26E-03	3.6E-04	6.05E-04	2.20E-07	0.25	4.71E-02	2.55E-09	1.0E+06	2.6E-03
246	0.32386	1.26E-03	4.1E-04	6.05E-04	2.47E-07	0.25	4.71E-02	2.87E-09	1.0E+06	2.9E-03
247	0.32798	1.26E-03	4.1E-04	6.05E-04	2.50E-07	0.25	4.71E-02	2.91E-09	1.0E+06	2.9E-03
248	0.35938	1.26E-03	4.5E-04	6.05E-04	2.74E-07	0.25	4.71E-02	3.18E-09	1.0E+06	3.2E-03

Ventura Ranch

P3 (off) - Site Preparation

							Cancer Risk from 2 to 16 years			
Receptor #	Conc	g/sec	Cair	Dose Constant	Dose	ED	Risk Constant	Risk	Constant 2	Risk/ Million
249	0.39779	1.26E-03	5.0E-04	6.05E-04	3.03E-07	0.25	4.71E-02	3.53E-09	1.0E+06	3.5E-03
250	0.43209	1.26E-03	5.4E-04	6.05E-04	3.29E-07	0.25	4.71E-02	3.83E-09	1.0E+06	3.8E-03
251	0.11748	1.26E-03	1.5E-04	6.05E-04	8.96E-08	0.25	4.71E-02	1.04E-09	1.0E+06	1.0E-03
252	0.12255	1.26E-03	1.5E-04	6.05E-04	9.34E-08	0.25	4.71E-02	1.09E-09	1.0E+06	1.1E-03
253	0.12903	1.26E-03	1.6E-04	6.05E-04	9.84E-08	0.25	4.71E-02	1.14E-09	1.0E+06	1.1E-03
254	0.13731	1.26E-03	1.7E-04	6.05E-04	1.05E-07	0.25	4.71E-02	1.22E-09	1.0E+06	1.2E-03
255	0.14532	1.26E-03	1.8E-04	6.05E-04	1.11E-07	0.25	4.71E-02	1.29E-09	1.0E+06	1.3E-03
256	0.15786	1.26E-03	2.0E-04	6.05E-04	1.20E-07	0.25	4.71E-02	1.40E-09	1.0E+06	1.4E-03
257	0.17132	1.26E-03	2.2E-04	6.05E-04	1.31E-07	0.25	4.71E-02	1.52E-09	1.0E+06	1.5E-03
258	0.18092	1.26E-03	2.3E-04	6.05E-04	1.38E-07	0.25	4.71E-02	1.60E-09	1.0E+06	1.6E-03
259	0.20122	1.26E-03	2.5E-04	6.05E-04	1.53E-07	0.25	4.71E-02	1.78E-09	1.0E+06	1.8E-03
260	0.22356	1.26E-03	2.8E-04	6.05E-04	1.70E-07	0.25	4.71E-02	1.98E-09	1.0E+06	2.0E-03
261	0.24962	1.26E-03	3.1E-04	6.05E-04	1.90E-07	0.25	4.71E-02	2.21E-09	1.0E+06	2.2E-03
262	0.27789	1.26E-03	3.5E-04	6.05E-04	2.12E-07	0.25	4.71E-02	2.46E-09	1.0E+06	2.5E-03
263	0.27517	1.26E-03	3.5E-04	6.05E-04	2.10E-07	0.25	4.71E-02	2.44E-09	1.0E+06	2.4E-03
264	0.30405	1.26E-03	3.8E-04	6.05E-04	2.32E-07	0.25	4.71E-02	2.69E-09	1.0E+06	2.7E-03
265	0.32051	1.26E-03	4.0E-04	6.05E-04	2.44E-07	0.25	4.71E-02	2.84E-09	1.0E+06	2.8E-03
266	0.34187	1.26E-03	4.3E-04	6.05E-04	2.61E-07	0.25	4.71E-02	3.03E-09	1.0E+06	3.0E-03
267	0.10496	1.26E-03	1.3E-04	6.05E-04	8.00E-08	0.25	4.71E-02	9.30E-10	1.0E+06	9.3E-04
268	0.11001	1.26E-03	1.4E-04	6.05E-04	8.39E-08	0.25	4.71E-02	9.75E-10	1.0E+06	9.7E-04
269	0.11612	1.26E-03	1.5E-04	6.05E-04	8.85E-08	0.25	4.71E-02	1.03E-09	1.0E+06	1.0E-03
270	0.12388	1.26E-03	1.6E-04	6.05E-04	9.44E-08	0.25	4.71E-02	1.10E-09	1.0E+06	1.1E-03
271	0.13101	1.26E-03	1.7E-04	6.05E-04	9.99E-08	0.25	4.71E-02	1.16E-09	1.0E+06	1.2E-03
272	0.14211	1.26E-03	1.8E-04	6.05E-04	1.08E-07	0.25	4.71E-02	1.26E-09	1.0E+06	1.3E-03
273	0.15433	1.26E-03	1.9E-04	6.05E-04	1.18E-07	0.25	4.71E-02	1.37E-09	1.0E+06	1.4E-03
274	0.16469	1.26E-03	2.1E-04	6.05E-04	1.26E-07	0.25	4.71E-02	1.46E-09	1.0E+06	1.5E-03
275	0.179	1.26E-03	2.3E-04	6.05E-04	1.36E-07	0.25	4.71E-02	1.59E-09	1.0E+06	1.6E-03
276	0.19851	1.26E-03	2.5E-04	6.05E-04	1.51E-07	0.25	4.71E-02	1.76E-09	1.0E+06	1.8E-03
277	0.21521	1.26E-03	2.7E-04	6.05E-04	1.64E-07	0.25	4.71E-02	1.91E-09	1.0E+06	1.9E-03
278	0.22946	1.26E-03	2.9E-04	6.05E-04	1.75E-07	0.25	4.71E-02	2.03E-09	1.0E+06	2.0E-03
279	0.24341	1.26E-03	3.1E-04	6.05E-04	1.86E-07	0.25	4.71E-02	2.16E-09	1.0E+06	2.2E-03

Ventura Ranch

P3 (off) - Site Preparation

					Cancer Risk from 2 to 16 years					
Receptor #	Conc	g/sec	Cair	Dose Constant	Dose	ED	Risk Constant	Risk	Constant 2	Risk/ Million
280	0.26392	1.26E-03	3.3E-04	6.05E-04	2.01E-07	0.25	4.71E-02	2.34E-09	1.0E+06	2.3E-03
281	0.2743	1.26E-03	3.5E-04	6.05E-04	2.09E-07	0.25	4.71E-02	2.43E-09	1.0E+06	2.4E-03
282	0.29316	1.26E-03	3.7E-04	6.05E-04	2.23E-07	0.25	4.71E-02	2.60E-09	1.0E+06	2.6E-03
283	0.09475	1.26E-03	1.2E-04	6.05E-04	7.22E-08	0.25	4.71E-02	8.40E-10	1.0E+06	8.4E-04
284	0.0999	1.26E-03	1.3E-04	6.05E-04	7.62E-08	0.25	4.71E-02	8.85E-10	1.0E+06	8.9E-04
285	0.10574	1.26E-03	1.3E-04	6.05E-04	8.06E-08	0.25	4.71E-02	9.37E-10	1.0E+06	9.4E-04
286	0.11306	1.26E-03	1.4E-04	6.05E-04	8.62E-08	0.25	4.71E-02	1.00E-09	1.0E+06	1.0E-03
287	0.12013	1.26E-03	1.5E-04	6.05E-04	9.16E-08	0.25	4.71E-02	1.06E-09	1.0E+06	1.1E-03
288	0.12918	1.26E-03	1.6E-04	6.05E-04	9.85E-08	0.25	4.71E-02	1.14E-09	1.0E+06	1.1E-03
289	0.14045	1.26E-03	1.8E-04	6.05E-04	1.07E-07	0.25	4.71E-02	1.24E-09	1.0E+06	1.2E-03
290	0.15141	1.26E-03	1.9E-04	6.05E-04	1.15E-07	0.25	4.71E-02	1.34E-09	1.0E+06	1.3E-03
291	0.16166	1.26E-03	2.0E-04	6.05E-04	1.23E-07	0.25	4.71E-02	1.43E-09	1.0E+06	1.4E-03
292	0.17782	1.26E-03	2.2E-04	6.05E-04	1.36E-07	0.25	4.71E-02	1.58E-09	1.0E+06	1.6E-03
293	0.1917	1.26E-03	2.4E-04	6.05E-04	1.46E-07	0.25	4.71E-02	1.70E-09	1.0E+06	1.7E-03
294	0.20499	1.26E-03	2.6E-04	6.05E-04	1.56E-07	0.25	4.71E-02	1.82E-09	1.0E+06	1.8E-03
295	0.2177	1.26E-03	2.7E-04	6.05E-04	1.66E-07	0.25	4.71E-02	1.93E-09	1.0E+06	1.9E-03
296	0.23163	1.26E-03	2.9E-04	6.05E-04	1.77E-07	0.25	4.71E-02	2.05E-09	1.0E+06	2.1E-03
297	0.24114	1.26E-03	3.0E-04	6.05E-04	1.84E-07	0.25	4.71E-02	2.14E-09	1.0E+06	2.1E-03
298	0.25283	1.26E-03	3.2E-04	6.05E-04	1.93E-07	0.25	4.71E-02	2.24E-09	1.0E+06	2.2E-03
299	0.09164	1.26E-03	1.2E-04	6.05E-04	6.99E-08	0.25	4.71E-02	8.12E-10	1.0E+06	8.1E-04
300	0.09729	1.26E-03	1.2E-04	6.05E-04	7.42E-08	0.25	4.71E-02	8.62E-10	1.0E+06	8.6E-04
301	0.10412	1.26E-03	1.3E-04	6.05E-04	7.94E-08	0.25	4.71E-02	9.23E-10	1.0E+06	9.2E-04
302	0.11222	1.26E-03	1.4E-04	6.05E-04	8.56E-08	0.25	4.71E-02	9.94E-10	1.0E+06	9.9E-04
303	0.11995	1.26E-03	1.5E-04	6.05E-04	9.14E-08	0.25	4.71E-02	1.06E-09	1.0E+06	1.1E-03
304	0.12866	1.26E-03	1.6E-04	6.05E-04	9.81E-08	0.25	4.71E-02	1.14E-09	1.0E+06	1.1E-03
305	0.13836	1.26E-03	1.7E-04	6.05E-04	1.05E-07	0.25	4.71E-02	1.23E-09	1.0E+06	1.2E-03
306	0.14872	1.26E-03	1.9E-04	6.05E-04	1.13E-07	0.25	4.71E-02	1.32E-09	1.0E+06	1.3E-03
307	0.16095	1.26E-03	2.0E-04	6.05E-04	1.23E-07	0.25	4.71E-02	1.43E-09	1.0E+06	1.4E-03
308	0.17323	1.26E-03	2.2E-04	6.05E-04	1.32E-07	0.25	4.71E-02	1.54E-09	1.0E+06	1.5E-03

Ventura Ranch

P3 (off) - Site Preparation

		Cancer Risk from 2 to 16 years								
Receptor #	Conc	g/sec	Cair	Dose Constant	Dose	ED	Risk Constant	Risk	Constant 2	Risk/ Million
309	0.18251	1.26E-03	2.3E-04	6.05E-04	1.39E-07	0.25	4.71E-02	1.62E-09	1.0E+06	1.6E-03
310	0.19325	1.26E-03	2.4E-04	6.05E-04	1.47E-07	0.25	4.71E-02	1.71E-09	1.0E+06	1.7E-03
311	0.20699	1.26E-03	2.6E-04	6.05E-04	1.58E-07	0.25	4.71E-02	1.83E-09	1.0E+06	1.8E-03
312	0.21939	1.26E-03	2.8E-04	6.05E-04	1.67E-07	0.25	4.71E-02	1.94E-09	1.0E+06	1.9E-03
313	0.21889	1.26E-03	2.8E-04	6.05E-04	1.67E-07	0.25	4.71E-02	1.94E-09	1.0E+06	1.9E-03
314	0.08461	1.26E-03	1.1E-04	6.05E-04	6.45E-08	0.25	4.71E-02	7.50E-10	1.0E+06	7.5E-04
315	0.09028	1.26E-03	1.1E-04	6.05E-04	6.88E-08	0.25	4.71E-02	8.00E-10	1.0E+06	8.0E-04
316	0.09664	1.26E-03	1.2E-04	6.05E-04	7.37E-08	0.25	4.71E-02	8.56E-10	1.0E+06	8.6E-04
317	0.10404	1.26E-03	1.3E-04	6.05E-04	7.93E-08	0.25	4.71E-02	9.22E-10	1.0E+06	9.2E-04
318	0.10976	1.26E-03	1.4E-04	6.05E-04	8.37E-08	0.25	4.71E-02	9.73E-10	1.0E+06	9.7E-04
319	0.11847	1.26E-03	1.5E-04	6.05E-04	9.03E-08	0.25	4.71E-02	1.05E-09	1.0E+06	1.0E-03
320	0.12794	1.26E-03	1.6E-04	6.05E-04	9.75E-08	0.25	4.71E-02	1.13E-09	1.0E+06	1.1E-03
321	0.13517	1.26E-03	1.7E-04	6.05E-04	1.03E-07	0.25	4.71E-02	1.20E-09	1.0E+06	1.2E-03
322	0.14658	1.26E-03	1.8E-04	6.05E-04	1.12E-07	0.25	4.71E-02	1.30E-09	1.0E+06	1.3E-03
323	0.15747	1.26E-03	2.0E-04	6.05E-04	1.20E-07	0.25	4.71E-02	1.40E-09	1.0E+06	1.4E-03
324	0.16565	1.26E-03	2.1E-04	6.05E-04	1.26E-07	0.25	4.71E-02	1.47E-09	1.0E+06	1.5E-03
325	0.17363	1.26E-03	2.2E-04	6.05E-04	1.32E-07	0.25	4.71E-02	1.54E-09	1.0E+06	1.5E-03
326	0.18569	1.26E-03	2.3E-04	6.05E-04	1.42E-07	0.25	4.71E-02	1.65E-09	1.0E+06	1.6E-03
327	0.19567	1.26E-03	2.5E-04	6.05E-04	1.49E-07	0.25	4.71E-02	1.73E-09	1.0E+06	1.7E-03
328	0.19139	1.26E-03	2.4E-04	6.05E-04	1.46E-07	0.25	4.71E-02	1.70E-09	1.0E+06	1.7E-03
329	0.0786	1.26E-03	9.9E-05	6.05E-04	5.99E-08	0.25	4.71E-02	6.97E-10	1.0E+06	7.0E-04
330	0.08434	1.26E-03	1.1E-04	6.05E-04	6.43E-08	0.25	4.71E-02	7.47E-10	1.0E+06	7.5E-04
331	0.09027	1.26E-03	1.1E-04	6.05E-04	6.88E-08	0.25	4.71E-02	8.00E-10	1.0E+06	8.0E-04
332	0.09699	1.26E-03	1.2E-04	6.05E-04	7.39E-08	0.25	4.71E-02	8.60E-10	1.0E+06	8.6E-04
333	0.10231	1.26E-03	1.3E-04	6.05E-04	7.80E-08	0.25	4.71E-02	9.07E-10	1.0E+06	9.1E-04
334	0.10991	1.26E-03	1.4E-04	6.05E-04	8.38E-08	0.25	4.71E-02	9.74E-10	1.0E+06	9.7E-04
335	0.11792	1.26E-03	1.5E-04	6.05E-04	8.99E-08	0.25	4.71E-02	1.05E-09	1.0E+06	1.0E-03
336	0.12549	1.26E-03	1.6E-04	6.05E-04	9.57E-08	0.25	4.71E-02	1.11E-09	1.0E+06	1.1E-03
337	0.13479	1.26E-03	1.7E-04	6.05E-04	1.03E-07	0.25	4.71E-02	1.19E-09	1.0E+06	1.2E-03
338	0.14455	1.26E-03	1.8E-04	6.05E-04	1.10E-07	0.25	4.71E-02	1.28E-09	1.0E+06	1.3E-03
339	0.15222	1.26E-03	1.9E-04	6.05E-04	1.16E-07	0.25	4.71E-02	1.35E-09	1.0E+06	1.3E-03

Ventura Ranch

P3 (off) - Site Preparation

		Cancer Risk from 2 to 16 years								
Receptor #	Conc	g/sec	Cair	Dose Constant	Dose	ED	Risk Constant	Risk	Constant 2	Risk/ Million
340	0.15742	1.26E-03	2.0E-04	6.05E-04	1.20E-07	0.25	4.71E-02	1.40E-09	1.0E+06	1.4E-03
341	0.16757	1.26E-03	2.1E-04	6.05E-04	1.28E-07	0.25	4.71E-02	1.49E-09	1.0E+06	1.5E-03
342	0.17561	1.26E-03	2.2E-04	6.05E-04	1.34E-07	0.25	4.71E-02	1.56E-09	1.0E+06	1.6E-03
343	0.16937	1.26E-03	2.1E-04	6.05E-04	1.29E-07	0.25	4.71E-02	1.50E-09	1.0E+06	1.5E-03
344	0.16174	1.26E-03	2.0E-04	6.05E-04	1.23E-07	0.25	4.71E-02	1.43E-09	1.0E+06	1.4E-03
345	0.07348	1.26E-03	9.3E-05	6.05E-04	5.60E-08	0.25	4.71E-02	6.51E-10	1.0E+06	6.5E-04
346	0.07923	1.26E-03	1.0E-04	6.05E-04	6.04E-08	0.25	4.71E-02	7.02E-10	1.0E+06	7.0E-04
347	0.08472	1.26E-03	1.1E-04	6.05E-04	6.46E-08	0.25	4.71E-02	7.51E-10	1.0E+06	7.5E-04
348	0.09081	1.26E-03	1.1E-04	6.05E-04	6.92E-08	0.25	4.71E-02	8.05E-10	1.0E+06	8.0E-04
349	0.09595	1.26E-03	1.2E-04	6.05E-04	7.31E-08	0.25	4.71E-02	8.50E-10	1.0E+06	8.5E-04
350	0.10248	1.26E-03	1.3E-04	6.05E-04	7.81E-08	0.25	4.71E-02	9.08E-10	1.0E+06	9.1E-04
351	0.10948	1.26E-03	1.4E-04	6.05E-04	8.35E-08	0.25	4.71E-02	9.70E-10	1.0E+06	9.7E-04
352	0.11726	1.26E-03	1.5E-04	6.05E-04	8.94E-08	0.25	4.71E-02	1.04E-09	1.0E+06	1.0E-03
353	0.12466	1.26E-03	1.6E-04	6.05E-04	9.50E-08	0.25	4.71E-02	1.10E-09	1.0E+06	1.1E-03
354	0.13302	1.26E-03	1.7E-04	6.05E-04	1.01E-07	0.25	4.71E-02	1.18E-09	1.0E+06	1.2E-03
355	0.13998	1.26E-03	1.8E-04	6.05E-04	1.07E-07	0.25	4.71E-02	1.24E-09	1.0E+06	1.2E-03
356	0.14361	1.26E-03	1.8E-04	6.05E-04	1.09E-07	0.25	4.71E-02	1.27E-09	1.0E+06	1.3E-03
357	0.15238	1.26E-03	1.9E-04	6.05E-04	1.16E-07	0.25	4.71E-02	1.35E-09	1.0E+06	1.4E-03
358	0.15915	1.26E-03	2.0E-04	6.05E-04	1.21E-07	0.25	4.71E-02	1.41E-09	1.0E+06	1.4E-03
359	0.15587	1.26E-03	2.0E-04	6.05E-04	1.19E-07	0.25	4.71E-02	1.38E-09	1.0E+06	1.4E-03
360	0.1426	1.26E-03	1.8E-04	6.05E-04	1.09E-07	0.25	4.71E-02	1.26E-09	1.0E+06	1.3E-03

Ventura Ranch
P3 (off) - Site Preparation

Max Cancer Risk Cancer Risk	
Receptor #	**Total Risk/ Million**
1	1.8E-02
2	1.9E-02
3	2.0E-02
4	2.1E-02
5	2.1E-02
6	2.1E-02
7	2.0E-02
8	1.9E-02
9	1.7E-02
10	1.5E-02
11	1.4E-02
12	1.2E-02
13	1.0E-02
14	8.3E-03
15	6.1E-03
16	4.7E-03
17	3.3E-03
18	2.6E-03
19	1.9E-03
20	1.5E-03
21	1.2E-03
22	2.1E-02
23	2.0E-02
24	1.9E-02
25	1.7E-02
26	1.5E-02
27	1.3E-02
28	1.1E-02
29	8.8E-03
30	6.5E-03
31	4.5E-03

Max	**Receptor #**	
0.114	122	Res

Chronic Non Cancer Risk	
REL	**HI Offroad**
5	5.05E-04
5	5.42E-04
5	5.70E-04
5	5.87E-04
5	5.92E-04
5	5.84E-04
5	5.62E-04
5	5.28E-04
5	4.87E-04
5	4.39E-04
5	3.88E-04
5	3.35E-04
5	2.84E-04
5	2.37E-04
5	1.74E-04
5	1.35E-04
5	9.33E-05
5	7.31E-05
5	5.33E-05
5	4.23E-05
5	3.32E-05
5	6.11E-04
5	5.75E-04
5	5.28E-04
5	4.74E-04
5	4.17E-04
5	3.58E-04
5	3.01E-04
5	2.49E-04
5	1.84E-04
5	1.28E-04

Max	**Receptor #**	
3.247E-03	122	Res

Ventura Ranch
P3 (off) - Site Preparation

Max Cancer Risk Cancer Risk		*Chronic Non Cancer Risk*	
Receptor #	Total Risk/ Million	REL	HI Offroad
32	2.6E-03	5	7.41E-05
33	2.1E-03	5	6.07E-05
34	1.9E-03	5	5.39E-05
35	9.3E-03	5	2.65E-04
36	6.7E-03	5	1.92E-04
37	9.2E-03	5	2.63E-04
38	1.1E-02	5	3.16E-04
39	1.3E-02	5	3.78E-04
40	1.6E-02	5	4.49E-04
41	9.1E-03	5	2.59E-04
42	1.1E-02	5	3.14E-04
43	1.3E-02	5	3.80E-04
44	1.6E-02	5	4.60E-04
45	1.9E-02	5	5.51E-04
46	2.9E-02	5	8.36E-04
47	2.7E-02	5	7.63E-04
48	1.1E-02	5	3.09E-04
49	1.3E-02	5	3.80E-04
50	1.6E-02	5	4.67E-04
51	2.0E-02	5	5.68E-04
52	3.3E-02	5	9.30E-04
53	3.0E-02	5	8.48E-04
54	2.6E-02	5	7.48E-04
55	1.3E-02	5	3.74E-04
56	1.6E-02	5	4.67E-04
57	2.0E-02	5	5.79E-04
58	2.5E-02	5	7.00E-04
59	3.7E-02	5	1.04E-03
60	3.3E-02	5	9.48E-04
61	2.9E-02	5	8.33E-04
62	4.1E-02	5	1.17E-03

Ventura Ranch
P3 (off) - Site Preparation

Max Cancer Risk Cancer Risk	
Receptor #	Total Risk/ Million
63	3.8E-02
64	3.3E-02
65	4.3E-02
66	9.8E-03
67	1.2E-02
68	4.7E-03
69	3.1E-03
70	2.3E-03
71	1.9E-03
72	9.6E-03
73	1.2E-02
74	8.4E-03
75	5.0E-03
76	3.4E-03
77	2.6E-03
78	2.2E-03
79	9.4E-03
80	1.2E-02
81	8.7E-03
82	5.3E-03
83	4.0E-03
84	3.3E-03
85	2.7E-03
86	9.3E-03
87	1.3E-02
88	6.4E-03
89	7.4E-03
90	5.9E-03
91	6.8E-03
92	7.8E-03
93	5.4E-03

Chronic Non Cancer Risk	
REL	HI Offroad
5	1.07E-03
5	9.36E-04
5	1.21E-03
5	2.78E-04
5	3.54E-04
5	1.33E-04
5	8.90E-05
5	6.68E-05
5	5.48E-05
5	2.72E-04
5	3.45E-04
5	2.40E-04
5	1.42E-04
5	9.68E-05
5	7.37E-05
5	6.29E-05
5	2.67E-04
5	3.36E-04
5	2.49E-04
5	1.52E-04
5	1.14E-04
5	9.48E-05
5	7.69E-05
5	2.65E-04
5	3.56E-04
5	1.82E-04
5	2.10E-04
5	1.69E-04
5	1.93E-04
5	2.23E-04
5	1.54E-04

Ventura Ranch
P3 (off) - Site Preparation

Max Cancer Risk Cancer Risk	
Receptor #	Total Risk/ Million
94	6.1E-03
95	7.0E-03
96	8.2E-03
97	9.8E-03
98	1.2E-02
99	4.8E-03
100	5.4E-03
101	6.0E-03
102	7.0E-03
103	8.2E-03
104	9.8E-03
105	1.2E-02
106	1.6E-02
107	2.2E-02
108	3.5E-02
109	4.2E-03
110	4.6E-03
111	5.1E-03
112	5.8E-03
113	6.7E-03
114	7.7E-03
115	9.2E-03
116	1.1E-02
117	1.4E-02
118	1.9E-02
119	3.0E-02
120	5.0E-02
121	8.0E-02
122	1.1E-01
123	3.6E-03
124	3.9E-03

Chronic Non Cancer Risk	
REL	HI Offroad
5	1.74E-04
5	1.98E-04
5	2.33E-04
5	2.78E-04
5	3.34E-04
5	1.37E-04
5	1.53E-04
5	1.72E-04
5	1.98E-04
5	2.32E-04
5	2.79E-04
5	3.45E-04
5	4.45E-04
5	6.18E-04
5	9.82E-04
5	1.19E-04
5	1.31E-04
5	1.45E-04
5	1.66E-04
5	1.90E-04
5	2.20E-04
5	2.61E-04
5	3.19E-04
5	4.04E-04
5	5.52E-04
5	8.44E-04
5	1.43E-03
5	2.29E-03
5	3.25E-03
5	1.01E-04
5	1.10E-04

Ventura Ranch
P3 (off) - Site Preparation

Max Cancer Risk Cancer Risk		*Chronic Non Cancer Risk*	
Receptor #	Total Risk/ Million	REL	HI Offroad
125	4.3E-03	5	1.21E-04
126	4.8E-03	5	1.36E-04
127	5.3E-03	5	1.51E-04
128	6.0E-03	5	1.70E-04
129	6.9E-03	5	1.97E-04
130	8.1E-03	5	2.30E-04
131	9.7E-03	5	2.75E-04
132	1.2E-02	5	3.42E-04
133	1.6E-02	5	4.55E-04
134	2.3E-02	5	6.50E-04
135	3.2E-02	5	9.18E-04
136	4.3E-02	5	1.24E-03
137	5.5E-02	5	1.56E-03
138	6.3E-02	5	1.79E-03
139	3.0E-03	5	8.58E-05
140	3.2E-03	5	9.19E-05
141	3.5E-03	5	9.97E-05
142	3.9E-03	5	1.10E-04
143	4.2E-03	5	1.20E-04
144	4.7E-03	5	1.33E-04
145	5.3E-03	5	1.50E-04
146	6.0E-03	5	1.70E-04
147	6.9E-03	5	1.97E-04
148	8.1E-03	5	2.31E-04
149	1.0E-02	5	2.87E-04
150	1.3E-02	5	3.78E-04
151	1.7E-02	5	4.89E-04
152	2.1E-02	5	6.08E-04
153	2.8E-02	5	7.89E-04
154	3.3E-02	5	9.32E-04
155	2.5E-03	5	7.24E-05

Ventura Ranch
P3 (off) - Site Preparation

Max Cancer Risk Cancer Risk		*Chronic Non Cancer Risk*	
Receptor #	Total Risk/ Million	REL	HI Offroad
156	2.7E-03	5	7.67E-05
157	2.9E-03	5	8.22E-05
158	3.1E-03	5	8.93E-05
159	3.4E-03	5	9.62E-05
160	3.7E-03	5	1.05E-04
161	4.1E-03	5	1.16E-04
162	4.5E-03	5	1.29E-04
163	5.2E-03	5	1.48E-04
164	6.0E-03	5	1.70E-04
165	7.2E-03	5	2.03E-04
166	9.0E-03	5	2.55E-04
167	1.1E-02	5	3.09E-04
168	1.3E-02	5	3.69E-04
169	1.6E-02	5	4.62E-04
170	1.9E-02	5	5.41E-04
171	2.2E-03	5	6.12E-05
172	2.3E-03	5	6.43E-05
173	2.4E-03	5	6.82E-05
174	2.6E-03	5	7.32E-05
175	2.8E-03	5	7.83E-05
176	3.0E-03	5	8.48E-05
177	3.2E-03	5	9.22E-05
178	3.6E-03	5	1.02E-04
179	4.1E-03	5	1.16E-04
180	4.6E-03	5	1.31E-04
181	5.3E-03	5	1.51E-04
182	6.5E-03	5	1.84E-04
183	7.7E-03	5	2.18E-04
184	8.8E-03	5	2.52E-04
185	1.1E-02	5	3.03E-04
186	1.2E-02	5	3.47E-04

Ventura Ranch
P3 (off) - Site Preparation

Max Cancer Risk Cancer Risk	
Receptor #	**Total Risk/ Million**
187	1.8E-03
188	1.9E-03
189	2.0E-03
190	2.1E-03
191	2.3E-03
192	2.5E-03
193	2.7E-03
194	2.9E-03
195	3.3E-03
196	3.7E-03
197	4.2E-03
198	5.0E-03
199	5.8E-03
200	6.4E-03
201	7.6E-03
202	8.5E-03
203	1.6E-03
204	1.6E-03
205	1.7E-03
206	1.8E-03
207	1.9E-03
208	2.1E-03
209	2.2E-03
210	2.5E-03
211	2.8E-03
212	3.1E-03
213	3.5E-03
214	4.1E-03
215	4.6E-03
216	4.9E-03
217	5.7E-03

Chronic Non Cancer Risk	
REL	**HI Offroad**
5	5.19E-05
5	5.43E-05
5	5.72E-05
5	6.10E-05
5	6.50E-05
5	7.01E-05
5	7.55E-05
5	8.34E-05
5	9.41E-05
5	1.06E-04
5	1.20E-04
5	1.43E-04
5	1.65E-04
5	1.83E-04
5	2.15E-04
5	2.42E-04
5	4.44E-05
5	4.62E-05
5	4.86E-05
5	5.16E-05
5	5.50E-05
5	5.94E-05
5	6.35E-05
5	6.99E-05
5	7.84E-05
5	8.68E-05
5	9.92E-05
5	1.16E-04
5	1.31E-04
5	1.40E-04
5	1.61E-04

Ventura Ranch
P3 (off) - Site Preparation

Max Cancer Risk Cancer Risk		*Chronic Non Cancer Risk*	
Receptor #	Total Risk/ Million	REL	HI Offroad
218	6.3E-03	5	1.80E-04
219	1.3E-03	5	3.84E-05
220	1.4E-03	5	3.99E-05
221	1.5E-03	5	4.18E-05
222	1.6E-03	5	4.44E-05
223	1.7E-03	5	4.74E-05
224	1.8E-03	5	5.11E-05
225	1.9E-03	5	5.48E-05
226	2.1E-03	5	5.87E-05
227	2.3E-03	5	6.60E-05
228	2.6E-03	5	7.40E-05
229	3.0E-03	5	8.42E-05
230	3.4E-03	5	9.62E-05
231	3.6E-03	5	1.04E-04
232	3.9E-03	5	1.11E-04
233	4.4E-03	5	1.25E-04
234	4.8E-03	5	1.38E-04
235	1.2E-03	5	3.35E-05
236	1.2E-03	5	3.49E-05
237	1.3E-03	5	3.66E-05
238	1.4E-03	5	3.88E-05
239	1.5E-03	5	4.13E-05
240	1.6E-03	5	4.47E-05
241	1.7E-03	5	4.83E-05
242	1.8E-03	5	5.12E-05
243	2.0E-03	5	5.75E-05
244	2.3E-03	5	6.43E-05
245	2.6E-03	5	7.26E-05
246	2.9E-03	5	8.16E-05
247	2.9E-03	5	8.26E-05
248	3.2E-03	5	9.06E-05

Ventura Ranch
P3 (off) - Site Preparation

Max Cancer Risk Cancer Risk	
Receptor #	**Total Risk/ Million**
249	3.5E-03
250	3.8E-03
251	1.0E-03
252	1.1E-03
253	1.1E-03
254	1.2E-03
255	1.3E-03
256	1.4E-03
257	1.5E-03
258	1.6E-03
259	1.8E-03
260	2.0E-03
261	2.2E-03
262	2.5E-03
263	2.4E-03
264	2.7E-03
265	2.8E-03
266	3.0E-03
267	9.3E-04
268	9.7E-04
269	1.0E-03
270	1.1E-03
271	1.2E-03
272	1.3E-03
273	1.4E-03
274	1.5E-03
275	1.6E-03
276	1.8E-03
277	1.9E-03
278	2.0E-03
279	2.2E-03

Chronic Non Cancer Risk	
REL	**HI Offroad**
5	1.00E-04
5	1.09E-04
5	2.96E-05
5	3.09E-05
5	3.25E-05
5	3.46E-05
5	3.66E-05
5	3.98E-05
5	4.32E-05
5	4.56E-05
5	5.07E-05
5	5.63E-05
5	6.29E-05
5	7.00E-05
5	6.93E-05
5	7.66E-05
5	8.08E-05
5	8.61E-05
5	2.64E-05
5	2.77E-05
5	2.93E-05
5	3.12E-05
5	3.30E-05
5	3.58E-05
5	3.89E-05
5	4.15E-05
5	4.51E-05
5	5.00E-05
5	5.42E-05
5	5.78E-05
5	6.13E-05

Ventura Ranch
P3 (off) - Site Preparation

Max Cancer Risk Cancer Risk	
Receptor #	Total Risk/ Million
280	2.3E-03
281	2.4E-03
282	2.6E-03
283	8.4E-04
284	8.9E-04
285	9.4E-04
286	1.0E-03
287	1.1E-03
288	1.1E-03
289	1.2E-03
290	1.3E-03
291	1.4E-03
292	1.6E-03
293	1.7E-03
294	1.8E-03
295	1.9E-03
296	2.1E-03
297	2.1E-03
298	2.2E-03
299	8.1E-04
300	8.6E-04
301	9.2E-04
302	9.9E-04
303	1.1E-03
304	1.1E-03
305	1.2E-03
306	1.3E-03
307	1.4E-03
308	1.5E-03

Chronic Non Cancer Risk	
REL	HI Offroad
5	6.65E-05
5	6.91E-05
5	7.39E-05
5	2.39E-05
5	2.52E-05
5	2.66E-05
5	2.85E-05
5	3.03E-05
5	3.26E-05
5	3.54E-05
5	3.82E-05
5	4.07E-05
5	4.48E-05
5	4.83E-05
5	5.17E-05
5	5.49E-05
5	5.84E-05
5	6.08E-05
5	6.37E-05
5	2.31E-05
5	2.45E-05
5	2.62E-05
5	2.83E-05
5	3.02E-05
5	3.24E-05
5	3.49E-05
5	3.75E-05
5	4.06E-05
5	4.37E-05

Ventura Ranch
P3 (off) - Site Preparation

Max Cancer Risk Cancer Risk		*Chronic Non Cancer Risk*	
Receptor #	Total Risk/ Million	REL	HI Offroad
309	1.6E-03	5	4.60E-05
310	1.7E-03	5	4.87E-05
311	1.8E-03	5	5.22E-05
312	1.9E-03	5	5.53E-05
313	1.9E-03	5	5.52E-05
314	7.5E-04	5	2.13E-05
315	8.0E-04	5	2.28E-05
316	8.6E-04	5	2.44E-05
317	9.2E-04	5	2.62E-05
318	9.7E-04	5	2.77E-05
319	1.0E-03	5	2.99E-05
320	1.1E-03	5	3.22E-05
321	1.2E-03	5	3.41E-05
322	1.3E-03	5	3.69E-05
323	1.4E-03	5	3.97E-05
324	1.5E-03	5	4.17E-05
325	1.5E-03	5	4.38E-05
326	1.6E-03	5	4.68E-05
327	1.7E-03	5	4.93E-05
328	1.7E-03	5	4.82E-05
329	7.0E-04	5	1.98E-05
330	7.5E-04	5	2.13E-05
331	8.0E-04	5	2.27E-05
332	8.6E-04	5	2.44E-05
333	9.1E-04	5	2.58E-05
334	9.7E-04	5	2.77E-05
335	1.0E-03	5	2.97E-05
336	1.1E-03	5	3.16E-05
337	1.2E-03	5	3.40E-05
338	1.3E-03	5	3.64E-05
339	1.3E-03	5	3.84E-05

Ventura Ranch
P3 (off) - Site Preparation

Max Cancer Risk Cancer Risk	
Receptor #	**Total Risk/ Million**
340	1.4E-03
341	1.5E-03
342	1.6E-03
343	1.5E-03
344	1.4E-03
345	6.5E-04
346	7.0E-04
347	7.5E-04
348	8.0E-04
349	8.5E-04
350	9.1E-04
351	9.7E-04
352	1.0E-03
353	1.1E-03
354	1.2E-03
355	1.2E-03
356	1.3E-03
357	1.4E-03
358	1.4E-03
359	1.4E-03
360	1.3E-03

Chronic Non Cancer Risk	
REL	**HI Offroad**
5	3.97E-05
5	4.22E-05
5	4.43E-05
5	4.27E-05
5	4.08E-05
5	1.85E-05
5	2.00E-05
5	2.13E-05
5	2.29E-05
5	2.42E-05
5	2.58E-05
5	2.76E-05
5	2.95E-05
5	3.14E-05
5	3.35E-05
5	3.53E-05
5	3.62E-05
5	3.84E-05
5	4.01E-05
5	3.93E-05
5	3.59E-05

Ventura Ranch
P3 (off) - Grading

					Cancer Risk from 2 to 16 years					
Receptor #	Conc	g/sec	Cair	Dose Constant	Dose	ED	Risk Constant	Risk	Constant 2	Risk/ Million
1	2.00493	7.56E-04	1.5E-03	6.05E-04	9.17E-07	0.08	4.71E-02	3.55E-09	1.0E+06	3.6E-03
2	2.14971	7.56E-04	1.6E-03	6.05E-04	9.83E-07	0.08	4.71E-02	3.81E-09	1.0E+06	3.8E-03
3	2.26061	7.56E-04	1.7E-03	6.05E-04	1.03E-06	0.08	4.71E-02	4.01E-09	1.0E+06	4.0E-03
4	2.3291	7.56E-04	1.8E-03	6.05E-04	1.07E-06	0.08	4.71E-02	4.13E-09	1.0E+06	4.1E-03
5	2.349	7.56E-04	1.8E-03	6.05E-04	1.07E-06	0.08	4.71E-02	4.16E-09	1.0E+06	4.2E-03
6	2.31866	7.56E-04	1.8E-03	6.05E-04	1.06E-06	0.08	4.71E-02	4.11E-09	1.0E+06	4.1E-03
7	2.23003	7.56E-04	1.7E-03	6.05E-04	1.02E-06	0.08	4.71E-02	3.95E-09	1.0E+06	4.0E-03
8	2.09615	7.56E-04	1.6E-03	6.05E-04	9.59E-07	0.08	4.71E-02	3.72E-09	1.0E+06	3.7E-03
9	1.93139	7.56E-04	1.5E-03	6.05E-04	8.83E-07	0.08	4.71E-02	3.42E-09	1.0E+06	3.4E-03
10	1.74195	7.56E-04	1.3E-03	6.05E-04	7.97E-07	0.08	4.71E-02	3.09E-09	1.0E+06	3.1E-03
11	1.5393	7.56E-04	1.2E-03	6.05E-04	7.04E-07	0.08	4.71E-02	2.73E-09	1.0E+06	2.7E-03
12	1.33008	7.56E-04	1.0E-03	6.05E-04	6.08E-07	0.08	4.71E-02	2.36E-09	1.0E+06	2.4E-03
13	1.12658	7.56E-04	8.5E-04	6.05E-04	5.15E-07	0.08	4.71E-02	2.00E-09	1.0E+06	2.0E-03
14	0.93885	7.56E-04	7.1E-04	6.05E-04	4.29E-07	0.08	4.71E-02	1.66E-09	1.0E+06	1.7E-03
15	0.68963	7.56E-04	5.2E-04	6.05E-04	3.15E-07	0.08	4.71E-02	1.22E-09	1.0E+06	1.2E-03
16	0.53505	7.56E-04	4.0E-04	6.05E-04	2.45E-07	0.08	4.71E-02	9.48E-10	1.0E+06	9.5E-04
17	0.37011	7.56E-04	2.8E-04	6.05E-04	1.69E-07	0.08	4.71E-02	6.56E-10	1.0E+06	6.6E-04
18	0.29017	7.56E-04	2.2E-04	6.05E-04	1.33E-07	0.08	4.71E-02	5.14E-10	1.0E+06	5.1E-04
19	0.21152	7.56E-04	1.6E-04	6.05E-04	9.68E-08	0.08	4.71E-02	3.75E-10	1.0E+06	3.7E-04
20	0.16773	7.56E-04	1.3E-04	6.05E-04	7.67E-08	0.08	4.71E-02	2.97E-10	1.0E+06	3.0E-04
21	0.13189	7.56E-04	1.0E-04	6.05E-04	6.03E-08	0.08	4.71E-02	2.34E-10	1.0E+06	2.3E-04
22	2.42551	7.56E-04	1.8E-03	6.05E-04	1.11E-06	0.08	4.71E-02	4.30E-09	1.0E+06	4.3E-03
23	2.28036	7.56E-04	1.7E-03	6.05E-04	1.04E-06	0.08	4.71E-02	4.04E-09	1.0E+06	4.0E-03
24	2.09493	7.56E-04	1.6E-03	6.05E-04	9.58E-07	0.08	4.71E-02	3.71E-09	1.0E+06	3.7E-03
25	1.88162	7.56E-04	1.4E-03	6.05E-04	8.61E-07	0.08	4.71E-02	3.33E-09	1.0E+06	3.3E-03
26	1.65498	7.56E-04	1.3E-03	6.05E-04	7.57E-07	0.08	4.71E-02	2.93E-09	1.0E+06	2.9E-03
27	1.42206	7.56E-04	1.1E-03	6.05E-04	6.50E-07	0.08	4.71E-02	2.52E-09	1.0E+06	2.5E-03
28	1.19441	7.56E-04	9.0E-04	6.05E-04	5.46E-07	0.08	4.71E-02	2.12E-09	1.0E+06	2.1E-03
29	0.9877	7.56E-04	7.5E-04	6.05E-04	4.52E-07	0.08	4.71E-02	1.75E-09	1.0E+06	1.8E-03
30	0.73116	7.56E-04	5.5E-04	6.05E-04	3.34E-07	0.08	4.71E-02	1.30E-09	1.0E+06	1.3E-03
31	0.50639	7.56E-04	3.8E-04	6.05E-04	2.32E-07	0.08	4.71E-02	8.98E-10	1.0E+06	9.0E-04

Ventura Ranch
P3 (off) - Grading

							Cancer Risk from 2 to 16 years			
Receptor #	Conc	g/sec	Cair	Dose Constant	Dose	ED	Risk Constant	Risk	Constant 2	Risk/ Million
32	0.29394	7.56E-04	2.2E-04	6.05E-04	1.34E-07	0.08	4.71E-02	5.21E-10	1.0E+06	5.2E-04
33	0.24093	7.56E-04	1.8E-04	6.05E-04	1.10E-07	0.08	4.71E-02	4.27E-10	1.0E+06	4.3E-04
34	0.21387	7.56E-04	1.6E-04	6.05E-04	9.78E-08	0.08	4.71E-02	3.79E-10	1.0E+06	3.8E-04
35	1.05155	7.56E-04	7.9E-04	6.05E-04	4.81E-07	0.08	4.71E-02	1.86E-09	1.0E+06	1.9E-03
36	0.76096	7.56E-04	5.8E-04	6.05E-04	3.48E-07	0.08	4.71E-02	1.35E-09	1.0E+06	1.3E-03
37	1.0436	7.56E-04	7.9E-04	6.05E-04	4.77E-07	0.08	4.71E-02	1.85E-09	1.0E+06	1.8E-03
38	1.25505	7.56E-04	9.5E-04	6.05E-04	5.74E-07	0.08	4.71E-02	2.22E-09	1.0E+06	2.2E-03
39	1.50059	7.56E-04	1.1E-03	6.05E-04	6.86E-07	0.08	4.71E-02	2.66E-09	1.0E+06	2.7E-03
40	1.78238	7.56E-04	1.3E-03	6.05E-04	8.15E-07	0.08	4.71E-02	3.16E-09	1.0E+06	3.2E-03
41	1.0265	7.56E-04	7.8E-04	6.05E-04	4.70E-07	0.08	4.71E-02	1.82E-09	1.0E+06	1.8E-03
42	1.24569	7.56E-04	9.4E-04	6.05E-04	5.70E-07	0.08	4.71E-02	2.21E-09	1.0E+06	2.2E-03
43	1.50846	7.56E-04	1.1E-03	6.05E-04	6.90E-07	0.08	4.71E-02	2.67E-09	1.0E+06	2.7E-03
44	1.82367	7.56E-04	1.4E-03	6.05E-04	8.34E-07	0.08	4.71E-02	3.23E-09	1.0E+06	3.2E-03
45	2.18808	7.56E-04	1.7E-03	6.05E-04	1.00E-06	0.08	4.71E-02	3.88E-09	1.0E+06	3.9E-03
46	3.31834	7.56E-04	2.5E-03	6.05E-04	1.52E-06	0.08	4.71E-02	5.88E-09	1.0E+06	5.9E-03
47	3.02874	7.56E-04	2.3E-03	6.05E-04	1.39E-06	0.08	4.71E-02	5.37E-09	1.0E+06	5.4E-03
48	1.22648	7.56E-04	9.3E-04	6.05E-04	5.61E-07	0.08	4.71E-02	2.17E-09	1.0E+06	2.2E-03
49	1.50963	7.56E-04	1.1E-03	6.05E-04	6.91E-07	0.08	4.71E-02	2.68E-09	1.0E+06	2.7E-03
50	1.85434	7.56E-04	1.4E-03	6.05E-04	8.48E-07	0.08	4.71E-02	3.29E-09	1.0E+06	3.3E-03
51	2.25221	7.56E-04	1.7E-03	6.05E-04	1.03E-06	0.08	4.71E-02	3.99E-09	1.0E+06	4.0E-03
52	3.68919	7.56E-04	2.8E-03	6.05E-04	1.69E-06	0.08	4.71E-02	6.54E-09	1.0E+06	6.5E-03
53	3.36577	7.56E-04	2.5E-03	6.05E-04	1.54E-06	0.08	4.71E-02	5.97E-09	1.0E+06	6.0E-03
54	2.96751	7.56E-04	2.2E-03	6.05E-04	1.36E-06	0.08	4.71E-02	5.26E-09	1.0E+06	5.3E-03
55	1.48309	7.56E-04	1.1E-03	6.05E-04	6.78E-07	0.08	4.71E-02	2.63E-09	1.0E+06	2.6E-03
56	1.85504	7.56E-04	1.4E-03	6.05E-04	8.49E-07	0.08	4.71E-02	3.29E-09	1.0E+06	3.3E-03
57	2.29704	7.56E-04	1.7E-03	6.05E-04	1.05E-06	0.08	4.71E-02	4.07E-09	1.0E+06	4.1E-03
58	2.7775	7.56E-04	2.1E-03	6.05E-04	1.27E-06	0.08	4.71E-02	4.92E-09	1.0E+06	4.9E-03
59	4.12991	7.56E-04	3.1E-03	6.05E-04	1.89E-06	0.08	4.71E-02	7.32E-09	1.0E+06	7.3E-03
60	3.76159	7.56E-04	2.8E-03	6.05E-04	1.72E-06	0.08	4.71E-02	6.67E-09	1.0E+06	6.7E-03
61	3.30687	7.56E-04	2.5E-03	6.05E-04	1.51E-06	0.08	4.71E-02	5.86E-09	1.0E+06	5.9E-03
62	4.6596	7.56E-04	3.5E-03	6.05E-04	2.13E-06	0.08	4.71E-02	8.26E-09	1.0E+06	8.3E-03

Ventura Ranch
P3 (off) - Grading

					Cancer Risk from 2 to 16 years					
Receptor #	Conc	g/sec	Cair	Dose Constant	Dose	ED	Risk Constant	Risk	Constant 2	Risk/ Million
63	4.23785	7.56E-04	3.2E-03	6.05E-04	1.94E-06	0.08	4.71E-02	7.51E-09	1.0E+06	7.5E-03
64	3.71624	7.56E-04	2.8E-03	6.05E-04	1.70E-06	0.08	4.71E-02	6.59E-09	1.0E+06	6.6E-03
65	4.81621	7.56E-04	3.6E-03	6.05E-04	2.20E-06	0.08	4.71E-02	8.54E-09	1.0E+06	8.5E-03
66	1.10365	7.56E-04	8.3E-04	6.05E-04	5.05E-07	0.08	4.71E-02	1.96E-09	1.0E+06	2.0E-03
67	1.40669	7.56E-04	1.1E-03	6.05E-04	6.43E-07	0.08	4.71E-02	2.49E-09	1.0E+06	2.5E-03
68	0.52917	7.56E-04	4.0E-04	6.05E-04	2.42E-07	0.08	4.71E-02	9.38E-10	1.0E+06	9.4E-04
69	0.35315	7.56E-04	2.7E-04	6.05E-04	1.62E-07	0.08	4.71E-02	6.26E-10	1.0E+06	6.3E-04
70	0.26517	7.56E-04	2.0E-04	6.05E-04	1.21E-07	0.08	4.71E-02	4.70E-10	1.0E+06	4.7E-04
71	0.21757	7.56E-04	1.6E-04	6.05E-04	9.95E-08	0.08	4.71E-02	3.86E-10	1.0E+06	3.9E-04
72	1.07883	7.56E-04	8.2E-04	6.05E-04	4.93E-07	0.08	4.71E-02	1.91E-09	1.0E+06	1.9E-03
73	1.36829	7.56E-04	1.0E-03	6.05E-04	6.26E-07	0.08	4.71E-02	2.43E-09	1.0E+06	2.4E-03
74	0.9512	7.56E-04	7.2E-04	6.05E-04	4.35E-07	0.08	4.71E-02	1.69E-09	1.0E+06	1.7E-03
75	0.56317	7.56E-04	4.3E-04	6.05E-04	2.58E-07	0.08	4.71E-02	9.98E-10	1.0E+06	1.0E-03
76	0.38395	7.56E-04	2.9E-04	6.05E-04	1.76E-07	0.08	4.71E-02	6.81E-10	1.0E+06	6.8E-04
77	0.29227	7.56E-04	2.2E-04	6.05E-04	1.34E-07	0.08	4.71E-02	5.18E-10	1.0E+06	5.2E-04
78	0.24965	7.56E-04	1.9E-04	6.05E-04	1.14E-07	0.08	4.71E-02	4.42E-10	1.0E+06	4.4E-04
79	1.0595	7.56E-04	8.0E-04	6.05E-04	4.85E-07	0.08	4.71E-02	1.88E-09	1.0E+06	1.9E-03
80	1.33168	7.56E-04	1.0E-03	6.05E-04	6.09E-07	0.08	4.71E-02	2.36E-09	1.0E+06	2.4E-03
81	0.98702	7.56E-04	7.5E-04	6.05E-04	4.51E-07	0.08	4.71E-02	1.75E-09	1.0E+06	1.7E-03
82	0.60145	7.56E-04	4.5E-04	6.05E-04	2.75E-07	0.08	4.71E-02	1.07E-09	1.0E+06	1.1E-03
83	0.45248	7.56E-04	3.4E-04	6.05E-04	2.07E-07	0.08	4.71E-02	8.02E-10	1.0E+06	8.0E-04
84	0.37602	7.56E-04	2.8E-04	6.05E-04	1.72E-07	0.08	4.71E-02	6.66E-10	1.0E+06	6.7E-04
85	0.30512	7.56E-04	2.3E-04	6.05E-04	1.40E-07	0.08	4.71E-02	5.41E-10	1.0E+06	5.4E-04
86	1.05345	7.56E-04	8.0E-04	6.05E-04	4.82E-07	0.08	4.71E-02	1.87E-09	1.0E+06	1.9E-03
87	1.41373	7.56E-04	1.1E-03	6.05E-04	6.47E-07	0.08	4.71E-02	2.51E-09	1.0E+06	2.5E-03
88	0.72086	7.56E-04	5.4E-04	6.05E-04	3.30E-07	0.08	4.71E-02	1.28E-09	1.0E+06	1.3E-03
89	0.83306	7.56E-04	6.3E-04	6.05E-04	3.81E-07	0.08	4.71E-02	1.48E-09	1.0E+06	1.5E-03
90	0.66906	7.56E-04	5.1E-04	6.05E-04	3.06E-07	0.08	4.71E-02	1.19E-09	1.0E+06	1.2E-03
91	0.7657	7.56E-04	5.8E-04	6.05E-04	3.50E-07	0.08	4.71E-02	1.36E-09	1.0E+06	1.4E-03
92	0.88448	7.56E-04	6.7E-04	6.05E-04	4.05E-07	0.08	4.71E-02	1.57E-09	1.0E+06	1.6E-03
93	0.61019	7.56E-04	4.6E-04	6.05E-04	2.79E-07	0.08	4.71E-02	1.08E-09	1.0E+06	1.1E-03

Ventura Ranch
P3 (off) - Grading

							Cancer Risk from 2 to 16 years			
Receptor #	Conc	g/sec	Cair	Dose Constant	Dose	ED	Risk Constant	Risk	Constant 2	Risk/ Million
94	0.68999	7.56E-04	5.2E-04	6.05E-04	3.16E-07	0.08	4.71E-02	1.22E-09	1.0E+06	1.2E-03
95	0.7864	7.56E-04	5.9E-04	6.05E-04	3.60E-07	0.08	4.71E-02	1.39E-09	1.0E+06	1.4E-03
96	0.92364	7.56E-04	7.0E-04	6.05E-04	4.22E-07	0.08	4.71E-02	1.64E-09	1.0E+06	1.6E-03
97	1.10504	7.56E-04	8.4E-04	6.05E-04	5.05E-07	0.08	4.71E-02	1.96E-09	1.0E+06	2.0E-03
98	1.3262	7.56E-04	1.0E-03	6.05E-04	6.07E-07	0.08	4.71E-02	2.35E-09	1.0E+06	2.4E-03
99	0.54304	7.56E-04	4.1E-04	6.05E-04	2.48E-07	0.08	4.71E-02	9.62E-10	1.0E+06	9.6E-04
100	0.60537	7.56E-04	4.6E-04	6.05E-04	2.77E-07	0.08	4.71E-02	1.07E-09	1.0E+06	1.1E-03
101	0.68065	7.56E-04	5.1E-04	6.05E-04	3.11E-07	0.08	4.71E-02	1.21E-09	1.0E+06	1.2E-03
102	0.78538	7.56E-04	5.9E-04	6.05E-04	3.59E-07	0.08	4.71E-02	1.39E-09	1.0E+06	1.4E-03
103	0.92249	7.56E-04	7.0E-04	6.05E-04	4.22E-07	0.08	4.71E-02	1.64E-09	1.0E+06	1.6E-03
104	1.10706	7.56E-04	8.4E-04	6.05E-04	5.06E-07	0.08	4.71E-02	1.96E-09	1.0E+06	2.0E-03
105	1.36857	7.56E-04	1.0E-03	6.05E-04	6.26E-07	0.08	4.71E-02	2.43E-09	1.0E+06	2.4E-03
106	1.76548	7.56E-04	1.3E-03	6.05E-04	8.08E-07	0.08	4.71E-02	3.13E-09	1.0E+06	3.1E-03
107	2.45349	7.56E-04	1.9E-03	6.05E-04	1.12E-06	0.08	4.71E-02	4.35E-09	1.0E+06	4.3E-03
108	3.89694	7.56E-04	2.9E-03	6.05E-04	1.78E-06	0.08	4.71E-02	6.91E-09	1.0E+06	6.9E-03
109	0.47154	7.56E-04	3.6E-04	6.05E-04	2.16E-07	0.08	4.71E-02	8.36E-10	1.0E+06	8.4E-04
110	0.518	7.56E-04	3.9E-04	6.05E-04	2.37E-07	0.08	4.71E-02	9.18E-10	1.0E+06	9.2E-04
111	0.57712	7.56E-04	4.4E-04	6.05E-04	2.64E-07	0.08	4.71E-02	1.02E-09	1.0E+06	1.0E-03
112	0.66002	7.56E-04	5.0E-04	6.05E-04	3.02E-07	0.08	4.71E-02	1.17E-09	1.0E+06	1.2E-03
113	0.75336	7.56E-04	5.7E-04	6.05E-04	3.45E-07	0.08	4.71E-02	1.34E-09	1.0E+06	1.3E-03
114	0.87136	7.56E-04	6.6E-04	6.05E-04	3.99E-07	0.08	4.71E-02	1.54E-09	1.0E+06	1.5E-03
115	1.0365	7.56E-04	7.8E-04	6.05E-04	4.74E-07	0.08	4.71E-02	1.84E-09	1.0E+06	1.8E-03
116	1.26469	7.56E-04	9.6E-04	6.05E-04	5.78E-07	0.08	4.71E-02	2.24E-09	1.0E+06	2.2E-03
117	1.60507	7.56E-04	1.2E-03	6.05E-04	7.34E-07	0.08	4.71E-02	2.84E-09	1.0E+06	2.8E-03
118	2.18911	7.56E-04	1.7E-03	6.05E-04	1.00E-06	0.08	4.71E-02	3.88E-09	1.0E+06	3.9E-03
119	3.34935	7.56E-04	2.5E-03	6.05E-04	1.53E-06	0.08	4.71E-02	5.94E-09	1.0E+06	5.9E-03
120	5.68458	7.56E-04	4.3E-03	6.05E-04	2.60E-06	0.08	4.71E-02	1.01E-08	1.0E+06	1.0E-02
121	9.08234	7.56E-04	6.9E-03	6.05E-04	4.15E-06	0.08	4.71E-02	1.61E-08	1.0E+06	1.6E-02
122	12.88509	7.56E-04	9.7E-03	6.05E-04	5.89E-06	0.08	4.71E-02	2.28E-08	1.0E+06	2.3E-02
123	0.40241	7.56E-04	3.0E-04	6.05E-04	1.84E-07	0.08	4.71E-02	7.13E-10	1.0E+06	7.1E-04
124	0.43634	7.56E-04	3.3E-04	6.05E-04	2.00E-07	0.08	4.71E-02	7.73E-10	1.0E+06	7.7E-04

Ventura Ranch
P3 (off) - Grading

					Cancer Risk from 2 to 16 years					
Receptor #	Conc	g/sec	Cair	Dose Constant	Dose	ED	Risk Constant	Risk	Constant 2	Risk/ Million
125	0.48003	7.56E-04	3.6E-04	6.05E-04	2.20E-07	0.08	4.71E-02	8.51E-10	1.0E+06	8.5E-04
126	0.53925	7.56E-04	4.1E-04	6.05E-04	2.47E-07	0.08	4.71E-02	9.56E-10	1.0E+06	9.6E-04
127	0.60059	7.56E-04	4.5E-04	6.05E-04	2.75E-07	0.08	4.71E-02	1.06E-09	1.0E+06	1.1E-03
128	0.67646	7.56E-04	5.1E-04	6.05E-04	3.09E-07	0.08	4.71E-02	1.20E-09	1.0E+06	1.2E-03
129	0.78253	7.56E-04	5.9E-04	6.05E-04	3.58E-07	0.08	4.71E-02	1.39E-09	1.0E+06	1.4E-03
130	0.91204	7.56E-04	6.9E-04	6.05E-04	4.17E-07	0.08	4.71E-02	1.62E-09	1.0E+06	1.6E-03
131	1.09309	7.56E-04	8.3E-04	6.05E-04	5.00E-07	0.08	4.71E-02	1.94E-09	1.0E+06	1.9E-03
132	1.35603	7.56E-04	1.0E-03	6.05E-04	6.20E-07	0.08	4.71E-02	2.40E-09	1.0E+06	2.4E-03
133	1.80558	7.56E-04	1.4E-03	6.05E-04	8.26E-07	0.08	4.71E-02	3.20E-09	1.0E+06	3.2E-03
134	2.58118	7.56E-04	2.0E-03	6.05E-04	1.18E-06	0.08	4.71E-02	4.57E-09	1.0E+06	4.6E-03
135	3.64425	7.56E-04	2.8E-03	6.05E-04	1.67E-06	0.08	4.71E-02	6.46E-09	1.0E+06	6.5E-03
136	4.90821	7.56E-04	3.7E-03	6.05E-04	2.25E-06	0.08	4.71E-02	8.70E-09	1.0E+06	8.7E-03
137	6.18536	7.56E-04	4.7E-03	6.05E-04	2.83E-06	0.08	4.71E-02	1.10E-08	1.0E+06	1.1E-02
138	7.11634	7.56E-04	5.4E-03	6.05E-04	3.26E-06	0.08	4.71E-02	1.26E-08	1.0E+06	1.3E-02
139	0.34043	7.56E-04	2.6E-04	6.05E-04	1.56E-07	0.08	4.71E-02	6.03E-10	1.0E+06	6.0E-04
140	0.3647	7.56E-04	2.8E-04	6.05E-04	1.67E-07	0.08	4.71E-02	6.46E-10	1.0E+06	6.5E-04
141	0.3956	7.56E-04	3.0E-04	6.05E-04	1.81E-07	0.08	4.71E-02	7.01E-10	1.0E+06	7.0E-04
142	0.43638	7.56E-04	3.3E-04	6.05E-04	2.00E-07	0.08	4.71E-02	7.73E-10	1.0E+06	7.7E-04
143	0.47655	7.56E-04	3.6E-04	6.05E-04	2.18E-07	0.08	4.71E-02	8.45E-10	1.0E+06	8.4E-04
144	0.52675	7.56E-04	4.0E-04	6.05E-04	2.41E-07	0.08	4.71E-02	9.34E-10	1.0E+06	9.3E-04
145	0.59329	7.56E-04	4.5E-04	6.05E-04	2.71E-07	0.08	4.71E-02	1.05E-09	1.0E+06	1.1E-03
146	0.6733	7.56E-04	5.1E-04	6.05E-04	3.08E-07	0.08	4.71E-02	1.19E-09	1.0E+06	1.2E-03
147	0.78195	7.56E-04	5.9E-04	6.05E-04	3.58E-07	0.08	4.71E-02	1.39E-09	1.0E+06	1.4E-03
148	0.91559	7.56E-04	6.9E-04	6.05E-04	4.19E-07	0.08	4.71E-02	1.62E-09	1.0E+06	1.6E-03
149	1.13846	7.56E-04	8.6E-04	6.05E-04	5.21E-07	0.08	4.71E-02	2.02E-09	1.0E+06	2.0E-03
150	1.49903	7.56E-04	1.1E-03	6.05E-04	6.86E-07	0.08	4.71E-02	2.66E-09	1.0E+06	2.7E-03
151	1.93942	7.56E-04	1.5E-03	6.05E-04	8.87E-07	0.08	4.71E-02	3.44E-09	1.0E+06	3.4E-03
152	2.41416	7.56E-04	1.8E-03	6.05E-04	1.10E-06	0.08	4.71E-02	4.28E-09	1.0E+06	4.3E-03
153	3.13085	7.56E-04	2.4E-03	6.05E-04	1.43E-06	0.08	4.71E-02	5.55E-09	1.0E+06	5.5E-03
154	3.69941	7.56E-04	2.8E-03	6.05E-04	1.69E-06	0.08	4.71E-02	6.56E-09	1.0E+06	6.6E-03
155	0.28713	7.56E-04	2.2E-04	6.05E-04	1.31E-07	0.08	4.71E-02	5.09E-10	1.0E+06	5.1E-04

Ventura Ranch
P3 (off) - Grading

							Cancer Risk from 2 to 16 years			
Receptor #	Conc	g/sec	Cair	Dose Constant	Dose	ED	Risk Constant	Risk	Constant 2	Risk/ Million
156	0.30444	7.56E-04	2.3E-04	6.05E-04	1.39E-07	0.08	4.71E-02	5.40E-10	1.0E+06	5.4E-04
157	0.32621	7.56E-04	2.5E-04	6.05E-04	1.49E-07	0.08	4.71E-02	5.78E-10	1.0E+06	5.8E-04
158	0.35429	7.56E-04	2.7E-04	6.05E-04	1.62E-07	0.08	4.71E-02	6.28E-10	1.0E+06	6.3E-04
159	0.38184	7.56E-04	2.9E-04	6.05E-04	1.75E-07	0.08	4.71E-02	6.77E-10	1.0E+06	6.8E-04
160	0.41645	7.56E-04	3.1E-04	6.05E-04	1.90E-07	0.08	4.71E-02	7.38E-10	1.0E+06	7.4E-04
161	0.45958	7.56E-04	3.5E-04	6.05E-04	2.10E-07	0.08	4.71E-02	8.15E-10	1.0E+06	8.1E-04
162	0.5129	7.56E-04	3.9E-04	6.05E-04	2.35E-07	0.08	4.71E-02	9.09E-10	1.0E+06	9.1E-04
163	0.58717	7.56E-04	4.4E-04	6.05E-04	2.69E-07	0.08	4.71E-02	1.04E-09	1.0E+06	1.0E-03
164	0.67389	7.56E-04	5.1E-04	6.05E-04	3.08E-07	0.08	4.71E-02	1.19E-09	1.0E+06	1.2E-03
165	0.80755	7.56E-04	6.1E-04	6.05E-04	3.69E-07	0.08	4.71E-02	1.43E-09	1.0E+06	1.4E-03
166	1.00995	7.56E-04	7.6E-04	6.05E-04	4.62E-07	0.08	4.71E-02	1.79E-09	1.0E+06	1.8E-03
167	1.22488	7.56E-04	9.3E-04	6.05E-04	5.60E-07	0.08	4.71E-02	2.17E-09	1.0E+06	2.2E-03
168	1.46612	7.56E-04	1.1E-03	6.05E-04	6.71E-07	0.08	4.71E-02	2.60E-09	1.0E+06	2.6E-03
169	1.83368	7.56E-04	1.4E-03	6.05E-04	8.39E-07	0.08	4.71E-02	3.25E-09	1.0E+06	3.3E-03
170	2.1462	7.56E-04	1.6E-03	6.05E-04	9.82E-07	0.08	4.71E-02	3.80E-09	1.0E+06	3.8E-03
171	0.24271	7.56E-04	1.8E-04	6.05E-04	1.11E-07	0.08	4.71E-02	4.30E-10	1.0E+06	4.3E-04
172	0.2551	7.56E-04	1.9E-04	6.05E-04	1.17E-07	0.08	4.71E-02	4.52E-10	1.0E+06	4.5E-04
173	0.27063	7.56E-04	2.0E-04	6.05E-04	1.24E-07	0.08	4.71E-02	4.80E-10	1.0E+06	4.8E-04
174	0.29061	7.56E-04	2.2E-04	6.05E-04	1.33E-07	0.08	4.71E-02	5.15E-10	1.0E+06	5.2E-04
175	0.31089	7.56E-04	2.4E-04	6.05E-04	1.42E-07	0.08	4.71E-02	5.51E-10	1.0E+06	5.5E-04
176	0.33649	7.56E-04	2.5E-04	6.05E-04	1.54E-07	0.08	4.71E-02	5.96E-10	1.0E+06	6.0E-04
177	0.36604	7.56E-04	2.8E-04	6.05E-04	1.67E-07	0.08	4.71E-02	6.49E-10	1.0E+06	6.5E-04
178	0.40571	7.56E-04	3.1E-04	6.05E-04	1.86E-07	0.08	4.71E-02	7.19E-10	1.0E+06	7.2E-04
179	0.45998	7.56E-04	3.5E-04	6.05E-04	2.10E-07	0.08	4.71E-02	8.15E-10	1.0E+06	8.2E-04
180	0.52137	7.56E-04	3.9E-04	6.05E-04	2.38E-07	0.08	4.71E-02	9.24E-10	1.0E+06	9.2E-04
181	0.59926	7.56E-04	4.5E-04	6.05E-04	2.74E-07	0.08	4.71E-02	1.06E-09	1.0E+06	1.1E-03
182	0.72965	7.56E-04	5.5E-04	6.05E-04	3.34E-07	0.08	4.71E-02	1.29E-09	1.0E+06	1.3E-03
183	0.86652	7.56E-04	6.6E-04	6.05E-04	3.96E-07	0.08	4.71E-02	1.54E-09	1.0E+06	1.5E-03
184	0.99831	7.56E-04	7.5E-04	6.05E-04	4.57E-07	0.08	4.71E-02	1.77E-09	1.0E+06	1.8E-03
185	1.20395	7.56E-04	9.1E-04	6.05E-04	5.51E-07	0.08	4.71E-02	2.13E-09	1.0E+06	2.1E-03
186	1.37693	7.56E-04	1.0E-03	6.05E-04	6.30E-07	0.08	4.71E-02	2.44E-09	1.0E+06	2.4E-03

Ventura Ranch

P3 (off) - Grading

							Cancer Risk from 2 to 16 years			
Receptor #	Conc	g/sec	Cair	Dose Constant	Dose	ED	Risk Constant	Risk	Constant 2	Risk/ Million
187	0.20615	7.56E-04	1.6E-04	6.05E-04	9.43E-08	0.08	4.71E-02	3.65E-10	1.0E+06	3.7E-04
188	0.21534	7.56E-04	1.6E-04	6.05E-04	9.85E-08	0.08	4.71E-02	3.82E-10	1.0E+06	3.8E-04
189	0.22696	7.56E-04	1.7E-04	6.05E-04	1.04E-07	0.08	4.71E-02	4.02E-10	1.0E+06	4.0E-04
190	0.2419	7.56E-04	1.8E-04	6.05E-04	1.11E-07	0.08	4.71E-02	4.29E-10	1.0E+06	4.3E-04
191	0.2579	7.56E-04	1.9E-04	6.05E-04	1.18E-07	0.08	4.71E-02	4.57E-10	1.0E+06	4.6E-04
192	0.27837	7.56E-04	2.1E-04	6.05E-04	1.27E-07	0.08	4.71E-02	4.93E-10	1.0E+06	4.9E-04
193	0.29964	7.56E-04	2.3E-04	6.05E-04	1.37E-07	0.08	4.71E-02	5.31E-10	1.0E+06	5.3E-04
194	0.33107	7.56E-04	2.5E-04	6.05E-04	1.51E-07	0.08	4.71E-02	5.87E-10	1.0E+06	5.9E-04
195	0.37331	7.56E-04	2.8E-04	6.05E-04	1.71E-07	0.08	4.71E-02	6.62E-10	1.0E+06	6.6E-04
196	0.41984	7.56E-04	3.2E-04	6.05E-04	1.92E-07	0.08	4.71E-02	7.44E-10	1.0E+06	7.4E-04
197	0.47633	7.56E-04	3.6E-04	6.05E-04	2.18E-07	0.08	4.71E-02	8.44E-10	1.0E+06	8.4E-04
198	0.56612	7.56E-04	4.3E-04	6.05E-04	2.59E-07	0.08	4.71E-02	1.00E-09	1.0E+06	1.0E-03
199	0.6557	7.56E-04	5.0E-04	6.05E-04	3.00E-07	0.08	4.71E-02	1.16E-09	1.0E+06	1.2E-03
200	0.72603	7.56E-04	5.5E-04	6.05E-04	3.32E-07	0.08	4.71E-02	1.29E-09	1.0E+06	1.3E-03
201	0.85446	7.56E-04	6.5E-04	6.05E-04	3.91E-07	0.08	4.71E-02	1.51E-09	1.0E+06	1.5E-03
202	0.95972	7.56E-04	7.3E-04	6.05E-04	4.39E-07	0.08	4.71E-02	1.70E-09	1.0E+06	1.7E-03
203	0.17632	7.56E-04	1.3E-04	6.05E-04	8.07E-08	0.08	4.71E-02	3.13E-10	1.0E+06	3.1E-04
204	0.18352	7.56E-04	1.4E-04	6.05E-04	8.39E-08	0.08	4.71E-02	3.25E-10	1.0E+06	3.3E-04
205	0.19269	7.56E-04	1.5E-04	6.05E-04	8.81E-08	0.08	4.71E-02	3.42E-10	1.0E+06	3.4E-04
206	0.20463	7.56E-04	1.5E-04	6.05E-04	9.36E-08	0.08	4.71E-02	3.63E-10	1.0E+06	3.6E-04
207	0.21821	7.56E-04	1.6E-04	6.05E-04	9.98E-08	0.08	4.71E-02	3.87E-10	1.0E+06	3.9E-04
208	0.23565	7.56E-04	1.8E-04	6.05E-04	1.08E-07	0.08	4.71E-02	4.18E-10	1.0E+06	4.2E-04
209	0.25203	7.56E-04	1.9E-04	6.05E-04	1.15E-07	0.08	4.71E-02	4.47E-10	1.0E+06	4.5E-04
210	0.2774	7.56E-04	2.1E-04	6.05E-04	1.27E-07	0.08	4.71E-02	4.92E-10	1.0E+06	4.9E-04
211	0.311	7.56E-04	2.4E-04	6.05E-04	1.42E-07	0.08	4.71E-02	5.51E-10	1.0E+06	5.5E-04
212	0.34461	7.56E-04	2.6E-04	6.05E-04	1.58E-07	0.08	4.71E-02	6.11E-10	1.0E+06	6.1E-04
213	0.39368	7.56E-04	3.0E-04	6.05E-04	1.80E-07	0.08	4.71E-02	6.98E-10	1.0E+06	7.0E-04
214	0.45874	7.56E-04	3.5E-04	6.05E-04	2.10E-07	0.08	4.71E-02	8.13E-10	1.0E+06	8.1E-04
215	0.51869	7.56E-04	3.9E-04	6.05E-04	2.37E-07	0.08	4.71E-02	9.19E-10	1.0E+06	9.2E-04
216	0.55472	7.56E-04	4.2E-04	6.05E-04	2.54E-07	0.08	4.71E-02	9.83E-10	1.0E+06	9.8E-04
217	0.63877	7.56E-04	4.8E-04	6.05E-04	2.92E-07	0.08	4.71E-02	1.13E-09	1.0E+06	1.1E-03

Ventura Ranch
P3 (off) - Grading

							Cancer Risk from 2 to 16 years			
Receptor #	Conc	g/sec	Cair	Dose Constant	Dose	ED	Risk Constant	Risk	Constant 2	Risk/ Million
218	0.71268	7.56E-04	5.4E-04	6.05E-04	3.26E-07	0.08	4.71E-02	1.26E-09	1.0E+06	1.3E-03
219	0.15226	7.56E-04	1.2E-04	6.05E-04	6.96E-08	0.08	4.71E-02	2.70E-10	1.0E+06	2.7E-04
220	0.15827	7.56E-04	1.2E-04	6.05E-04	7.24E-08	0.08	4.71E-02	2.81E-10	1.0E+06	2.8E-04
221	0.16606	7.56E-04	1.3E-04	6.05E-04	7.60E-08	0.08	4.71E-02	2.94E-10	1.0E+06	2.9E-04
222	0.17616	7.56E-04	1.3E-04	6.05E-04	8.06E-08	0.08	4.71E-02	3.12E-10	1.0E+06	3.1E-04
223	0.18801	7.56E-04	1.4E-04	6.05E-04	8.60E-08	0.08	4.71E-02	3.33E-10	1.0E+06	3.3E-04
224	0.20268	7.56E-04	1.5E-04	6.05E-04	9.27E-08	0.08	4.71E-02	3.59E-10	1.0E+06	3.6E-04
225	0.21743	7.56E-04	1.6E-04	6.05E-04	9.95E-08	0.08	4.71E-02	3.85E-10	1.0E+06	3.9E-04
226	0.23288	7.56E-04	1.8E-04	6.05E-04	1.07E-07	0.08	4.71E-02	4.13E-10	1.0E+06	4.1E-04
227	0.26173	7.56E-04	2.0E-04	6.05E-04	1.20E-07	0.08	4.71E-02	4.64E-10	1.0E+06	4.6E-04
228	0.29356	7.56E-04	2.2E-04	6.05E-04	1.34E-07	0.08	4.71E-02	5.20E-10	1.0E+06	5.2E-04
229	0.33422	7.56E-04	2.5E-04	6.05E-04	1.53E-07	0.08	4.71E-02	5.92E-10	1.0E+06	5.9E-04
230	0.3818	7.56E-04	2.9E-04	6.05E-04	1.75E-07	0.08	4.71E-02	6.77E-10	1.0E+06	6.8E-04
231	0.41185	7.56E-04	3.1E-04	6.05E-04	1.88E-07	0.08	4.71E-02	7.30E-10	1.0E+06	7.3E-04
232	0.43874	7.56E-04	3.3E-04	6.05E-04	2.01E-07	0.08	4.71E-02	7.78E-10	1.0E+06	7.8E-04
233	0.49749	7.56E-04	3.8E-04	6.05E-04	2.28E-07	0.08	4.71E-02	8.82E-10	1.0E+06	8.8E-04
234	0.54696	7.56E-04	4.1E-04	6.05E-04	2.50E-07	0.08	4.71E-02	9.69E-10	1.0E+06	9.7E-04
235	0.13297	7.56E-04	1.0E-04	6.05E-04	6.08E-08	0.08	4.71E-02	2.36E-10	1.0E+06	2.4E-04
236	0.13832	7.56E-04	1.0E-04	6.05E-04	6.33E-08	0.08	4.71E-02	2.45E-10	1.0E+06	2.5E-04
237	0.14531	7.56E-04	1.1E-04	6.05E-04	6.65E-08	0.08	4.71E-02	2.58E-10	1.0E+06	2.6E-04
238	0.15414	7.56E-04	1.2E-04	6.05E-04	7.05E-08	0.08	4.71E-02	2.73E-10	1.0E+06	2.7E-04
239	0.16381	7.56E-04	1.2E-04	6.05E-04	7.49E-08	0.08	4.71E-02	2.90E-10	1.0E+06	2.9E-04
240	0.17734	7.56E-04	1.3E-04	6.05E-04	8.11E-08	0.08	4.71E-02	3.14E-10	1.0E+06	3.1E-04
241	0.19171	7.56E-04	1.4E-04	6.05E-04	8.77E-08	0.08	4.71E-02	3.40E-10	1.0E+06	3.4E-04
242	0.20329	7.56E-04	1.5E-04	6.05E-04	9.30E-08	0.08	4.71E-02	3.60E-10	1.0E+06	3.6E-04
243	0.22816	7.56E-04	1.7E-04	6.05E-04	1.04E-07	0.08	4.71E-02	4.04E-10	1.0E+06	4.0E-04
244	0.255	7.56E-04	1.9E-04	6.05E-04	1.17E-07	0.08	4.71E-02	4.52E-10	1.0E+06	4.5E-04
245	0.28813	7.56E-04	2.2E-04	6.05E-04	1.32E-07	0.08	4.71E-02	5.11E-10	1.0E+06	5.1E-04
246	0.32386	7.56E-04	2.4E-04	6.05E-04	1.48E-07	0.08	4.71E-02	5.74E-10	1.0E+06	5.7E-04
247	0.32798	7.56E-04	2.5E-04	6.05E-04	1.50E-07	0.08	4.71E-02	5.81E-10	1.0E+06	5.8E-04
248	0.35938	7.56E-04	2.7E-04	6.05E-04	1.64E-07	0.08	4.71E-02	6.37E-10	1.0E+06	6.4E-04

Ventura Ranch
P3 (off) - Grading

							Cancer Risk from 2 to 16 years			
Receptor #	Conc	g/sec	Cair	Dose Constant	Dose	ED	Risk Constant	Risk	Constant 2	Risk/ Million
249	0.39779	7.56E-04	3.0E-04	6.05E-04	1.82E-07	0.08	4.71E-02	7.05E-10	1.0E+06	7.1E-04
250	0.43209	7.56E-04	3.3E-04	6.05E-04	1.98E-07	0.08	4.71E-02	7.66E-10	1.0E+06	7.7E-04
251	0.11748	7.56E-04	8.9E-05	6.05E-04	5.37E-08	0.08	4.71E-02	2.08E-10	1.0E+06	2.1E-04
252	0.12255	7.56E-04	9.3E-05	6.05E-04	5.61E-08	0.08	4.71E-02	2.17E-10	1.0E+06	2.2E-04
253	0.12903	7.56E-04	9.8E-05	6.05E-04	5.90E-08	0.08	4.71E-02	2.29E-10	1.0E+06	2.3E-04
254	0.13731	7.56E-04	1.0E-04	6.05E-04	6.28E-08	0.08	4.71E-02	2.43E-10	1.0E+06	2.4E-04
255	0.14532	7.56E-04	1.1E-04	6.05E-04	6.65E-08	0.08	4.71E-02	2.58E-10	1.0E+06	2.6E-04
256	0.15786	7.56E-04	1.2E-04	6.05E-04	7.22E-08	0.08	4.71E-02	2.80E-10	1.0E+06	2.8E-04
257	0.17132	7.56E-04	1.3E-04	6.05E-04	7.84E-08	0.08	4.71E-02	3.04E-10	1.0E+06	3.0E-04
258	0.18092	7.56E-04	1.4E-04	6.05E-04	8.28E-08	0.08	4.71E-02	3.21E-10	1.0E+06	3.2E-04
259	0.20122	7.56E-04	1.5E-04	6.05E-04	9.20E-08	0.08	4.71E-02	3.57E-10	1.0E+06	3.6E-04
260	0.22356	7.56E-04	1.7E-04	6.05E-04	1.02E-07	0.08	4.71E-02	3.96E-10	1.0E+06	4.0E-04
261	0.24962	7.56E-04	1.9E-04	6.05E-04	1.14E-07	0.08	4.71E-02	4.42E-10	1.0E+06	4.4E-04
262	0.27789	7.56E-04	2.1E-04	6.05E-04	1.27E-07	0.08	4.71E-02	4.93E-10	1.0E+06	4.9E-04
263	0.27517	7.56E-04	2.1E-04	6.05E-04	1.26E-07	0.08	4.71E-02	4.88E-10	1.0E+06	4.9E-04
264	0.30405	7.56E-04	2.3E-04	6.05E-04	1.39E-07	0.08	4.71E-02	5.39E-10	1.0E+06	5.4E-04
265	0.32051	7.56E-04	2.4E-04	6.05E-04	1.47E-07	0.08	4.71E-02	5.68E-10	1.0E+06	5.7E-04
266	0.34187	7.56E-04	2.6E-04	6.05E-04	1.56E-07	0.08	4.71E-02	6.06E-10	1.0E+06	6.1E-04
267	0.10496	7.56E-04	7.9E-05	6.05E-04	4.80E-08	0.08	4.71E-02	1.86E-10	1.0E+06	1.9E-04
268	0.11001	7.56E-04	8.3E-05	6.05E-04	5.03E-08	0.08	4.71E-02	1.95E-10	1.0E+06	1.9E-04
269	0.11612	7.56E-04	8.8E-05	6.05E-04	5.31E-08	0.08	4.71E-02	2.06E-10	1.0E+06	2.1E-04
270	0.12388	7.56E-04	9.4E-05	6.05E-04	5.67E-08	0.08	4.71E-02	2.20E-10	1.0E+06	2.2E-04
271	0.13101	7.56E-04	9.9E-05	6.05E-04	5.99E-08	0.08	4.71E-02	2.32E-10	1.0E+06	2.3E-04
272	0.14211	7.56E-04	1.1E-04	6.05E-04	6.50E-08	0.08	4.71E-02	2.52E-10	1.0E+06	2.5E-04
273	0.15433	7.56E-04	1.2E-04	6.05E-04	7.06E-08	0.08	4.71E-02	2.74E-10	1.0E+06	2.7E-04
274	0.16469	7.56E-04	1.2E-04	6.05E-04	7.53E-08	0.08	4.71E-02	2.92E-10	1.0E+06	2.9E-04
275	0.179	7.56E-04	1.4E-04	6.05E-04	8.19E-08	0.08	4.71E-02	3.17E-10	1.0E+06	3.2E-04
276	0.19851	7.56E-04	1.5E-04	6.05E-04	9.08E-08	0.08	4.71E-02	3.52E-10	1.0E+06	3.5E-04
277	0.21521	7.56E-04	1.6E-04	6.05E-04	9.84E-08	0.08	4.71E-02	3.81E-10	1.0E+06	3.8E-04
278	0.22946	7.56E-04	1.7E-04	6.05E-04	1.05E-07	0.08	4.71E-02	4.07E-10	1.0E+06	4.1E-04
279	0.24341	7.56E-04	1.8E-04	6.05E-04	1.11E-07	0.08	4.71E-02	4.31E-10	1.0E+06	4.3E-04

Ventura Ranch
P3 (off) - Grading

							Cancer Risk from 2 to 16 years			
Receptor #	Conc	g/sec	Cair	Dose Constant	Dose	ED	Risk Constant	Risk	Constant 2	Risk/ Million
280	0.26392	7.56E-04	2.0E-04	6.05E-04	1.21E-07	0.08	4.71E-02	4.68E-10	1.0E+06	4.7E-04
281	0.2743	7.56E-04	2.1E-04	6.05E-04	1.25E-07	0.08	4.71E-02	4.86E-10	1.0E+06	4.9E-04
282	0.29316	7.56E-04	2.2E-04	6.05E-04	1.34E-07	0.08	4.71E-02	5.20E-10	1.0E+06	5.2E-04
283	0.09475	7.56E-04	7.2E-05	6.05E-04	4.33E-08	0.08	4.71E-02	1.68E-10	1.0E+06	1.7E-04
284	0.0999	7.56E-04	7.6E-05	6.05E-04	4.57E-08	0.08	4.71E-02	1.77E-10	1.0E+06	1.8E-04
285	0.10574	7.56E-04	8.0E-05	6.05E-04	4.84E-08	0.08	4.71E-02	1.87E-10	1.0E+06	1.9E-04
286	0.11306	7.56E-04	8.5E-05	6.05E-04	5.17E-08	0.08	4.71E-02	2.00E-10	1.0E+06	2.0E-04
287	0.12013	7.56E-04	9.1E-05	6.05E-04	5.50E-08	0.08	4.71E-02	2.13E-10	1.0E+06	2.1E-04
288	0.12918	7.56E-04	9.8E-05	6.05E-04	5.91E-08	0.08	4.71E-02	2.29E-10	1.0E+06	2.3E-04
289	0.14045	7.56E-04	1.1E-04	6.05E-04	6.42E-08	0.08	4.71E-02	2.49E-10	1.0E+06	2.5E-04
290	0.15141	7.56E-04	1.1E-04	6.05E-04	6.93E-08	0.08	4.71E-02	2.68E-10	1.0E+06	2.7E-04
291	0.16166	7.56E-04	1.2E-04	6.05E-04	7.39E-08	0.08	4.71E-02	2.87E-10	1.0E+06	2.9E-04
292	0.17782	7.56E-04	1.3E-04	6.05E-04	8.13E-08	0.08	4.71E-02	3.15E-10	1.0E+06	3.2E-04
293	0.1917	7.56E-04	1.4E-04	6.05E-04	8.77E-08	0.08	4.71E-02	3.40E-10	1.0E+06	3.4E-04
294	0.20499	7.56E-04	1.5E-04	6.05E-04	9.38E-08	0.08	4.71E-02	3.63E-10	1.0E+06	3.6E-04
295	0.2177	7.56E-04	1.6E-04	6.05E-04	9.96E-08	0.08	4.71E-02	3.86E-10	1.0E+06	3.9E-04
296	0.23163	7.56E-04	1.8E-04	6.05E-04	1.06E-07	0.08	4.71E-02	4.11E-10	1.0E+06	4.1E-04
297	0.24114	7.56E-04	1.8E-04	6.05E-04	1.10E-07	0.08	4.71E-02	4.27E-10	1.0E+06	4.3E-04
298	0.25283	7.56E-04	1.9E-04	6.05E-04	1.16E-07	0.08	4.71E-02	4.48E-10	1.0E+06	4.5E-04
299	0.09164	7.56E-04	6.9E-05	6.05E-04	4.19E-08	0.08	4.71E-02	1.62E-10	1.0E+06	1.6E-04
300	0.09729	7.56E-04	7.4E-05	6.05E-04	4.45E-08	0.08	4.71E-02	1.72E-10	1.0E+06	1.7E-04
301	0.10412	7.56E-04	7.9E-05	6.05E-04	4.76E-08	0.08	4.71E-02	1.85E-10	1.0E+06	1.8E-04
302	0.11222	7.56E-04	8.5E-05	6.05E-04	5.13E-08	0.08	4.71E-02	1.99E-10	1.0E+06	2.0E-04
303	0.11995	7.56E-04	9.1E-05	6.05E-04	5.49E-08	0.08	4.71E-02	2.13E-10	1.0E+06	2.1E-04
304	0.12866	7.56E-04	9.7E-05	6.05E-04	5.89E-08	0.08	4.71E-02	2.28E-10	1.0E+06	2.3E-04
305	0.13836	7.56E-04	1.0E-04	6.05E-04	6.33E-08	0.08	4.71E-02	2.45E-10	1.0E+06	2.5E-04
306	0.14872	7.56E-04	1.1E-04	6.05E-04	6.80E-08	0.08	4.71E-02	2.64E-10	1.0E+06	2.6E-04
307	0.16095	7.56E-04	1.2E-04	6.05E-04	7.36E-08	0.08	4.71E-02	2.85E-10	1.0E+06	2.9E-04
308	0.17323	7.56E-04	1.3E-04	6.05E-04	7.92E-08	0.08	4.71E-02	3.07E-10	1.0E+06	3.1E-04

Ventura Ranch
P3 (off) - Grading

							Cancer Risk from 2 to 16 years			
Receptor #	Conc	g/sec	Cair	Dose Constant	Dose	ED	Risk Constant	Risk	Constant 2	Risk/ Million
309	0.18251	7.56E-04	1.4E-04	6.05E-04	8.35E-08	0.08	4.71E-02	3.23E-10	1.0E+06	3.2E-04
310	0.19325	7.56E-04	1.5E-04	6.05E-04	8.84E-08	0.08	4.71E-02	3.43E-10	1.0E+06	3.4E-04
311	0.20699	7.56E-04	1.6E-04	6.05E-04	9.47E-08	0.08	4.71E-02	3.67E-10	1.0E+06	3.7E-04
312	0.21939	7.56E-04	1.7E-04	6.05E-04	1.00E-07	0.08	4.71E-02	3.89E-10	1.0E+06	3.9E-04
313	0.21889	7.56E-04	1.7E-04	6.05E-04	1.00E-07	0.08	4.71E-02	3.88E-10	1.0E+06	3.9E-04
314	0.08461	7.56E-04	6.4E-05	6.05E-04	3.87E-08	0.08	4.71E-02	1.50E-10	1.0E+06	1.5E-04
315	0.09028	7.56E-04	6.8E-05	6.05E-04	4.13E-08	0.08	4.71E-02	1.60E-10	1.0E+06	1.6E-04
316	0.09664	7.56E-04	7.3E-05	6.05E-04	4.42E-08	0.08	4.71E-02	1.71E-10	1.0E+06	1.7E-04
317	0.10404	7.56E-04	7.9E-05	6.05E-04	4.76E-08	0.08	4.71E-02	1.84E-10	1.0E+06	1.8E-04
318	0.10976	7.56E-04	8.3E-05	6.05E-04	5.02E-08	0.08	4.71E-02	1.95E-10	1.0E+06	1.9E-04
319	0.11847	7.56E-04	9.0E-05	6.05E-04	5.42E-08	0.08	4.71E-02	2.10E-10	1.0E+06	2.1E-04
320	0.12794	7.56E-04	9.7E-05	6.05E-04	5.85E-08	0.08	4.71E-02	2.27E-10	1.0E+06	2.3E-04
321	0.13517	7.56E-04	1.0E-04	6.05E-04	6.18E-08	0.08	4.71E-02	2.40E-10	1.0E+06	2.4E-04
322	0.14658	7.56E-04	1.1E-04	6.05E-04	6.70E-08	0.08	4.71E-02	2.60E-10	1.0E+06	2.6E-04
323	0.15747	7.56E-04	1.2E-04	6.05E-04	7.20E-08	0.08	4.71E-02	2.79E-10	1.0E+06	2.8E-04
324	0.16565	7.56E-04	1.3E-04	6.05E-04	7.58E-08	0.08	4.71E-02	2.94E-10	1.0E+06	2.9E-04
325	0.17363	7.56E-04	1.3E-04	6.05E-04	7.94E-08	0.08	4.71E-02	3.08E-10	1.0E+06	3.1E-04
326	0.18569	7.56E-04	1.4E-04	6.05E-04	8.49E-08	0.08	4.71E-02	3.29E-10	1.0E+06	3.3E-04
327	0.19567	7.56E-04	1.5E-04	6.05E-04	8.95E-08	0.08	4.71E-02	3.47E-10	1.0E+06	3.5E-04
328	0.19139	7.56E-04	1.4E-04	6.05E-04	8.75E-08	0.08	4.71E-02	3.39E-10	1.0E+06	3.4E-04
329	0.0786	7.56E-04	5.9E-05	6.05E-04	3.60E-08	0.08	4.71E-02	1.39E-10	1.0E+06	1.4E-04
330	0.08434	7.56E-04	6.4E-05	6.05E-04	3.86E-08	0.08	4.71E-02	1.49E-10	1.0E+06	1.5E-04
331	0.09027	7.56E-04	6.8E-05	6.05E-04	4.13E-08	0.08	4.71E-02	1.60E-10	1.0E+06	1.6E-04
332	0.09699	7.56E-04	7.3E-05	6.05E-04	4.44E-08	0.08	4.71E-02	1.72E-10	1.0E+06	1.7E-04
333	0.10231	7.56E-04	7.7E-05	6.05E-04	4.68E-08	0.08	4.71E-02	1.81E-10	1.0E+06	1.8E-04
334	0.10991	7.56E-04	8.3E-05	6.05E-04	5.03E-08	0.08	4.71E-02	1.95E-10	1.0E+06	1.9E-04
335	0.11792	7.56E-04	8.9E-05	6.05E-04	5.39E-08	0.08	4.71E-02	2.09E-10	1.0E+06	2.1E-04
336	0.12549	7.56E-04	9.5E-05	6.05E-04	5.74E-08	0.08	4.71E-02	2.22E-10	1.0E+06	2.2E-04
337	0.13479	7.56E-04	1.0E-04	6.05E-04	6.17E-08	0.08	4.71E-02	2.39E-10	1.0E+06	2.4E-04
338	0.14455	7.56E-04	1.1E-04	6.05E-04	6.61E-08	0.08	4.71E-02	2.56E-10	1.0E+06	2.6E-04
339	0.15222	7.56E-04	1.2E-04	6.05E-04	6.96E-08	0.08	4.71E-02	2.70E-10	1.0E+06	2.7E-04

Ventura Ranch
P3 (off) - Grading

					Cancer Risk from 2 to 16 years					
Receptor #	Conc	g/sec	Cair	Dose Constant	Dose	ED	Risk Constant	Risk	Constant 2	Risk/ Million
340	0.15742	7.56E-04	1.2E-04	6.05E-04	7.20E-08	0.08	4.71E-02	2.79E-10	1.0E+06	2.8E-04
341	0.16757	7.56E-04	1.3E-04	6.05E-04	7.67E-08	0.08	4.71E-02	2.97E-10	1.0E+06	3.0E-04
342	0.17561	7.56E-04	1.3E-04	6.05E-04	8.03E-08	0.08	4.71E-02	3.11E-10	1.0E+06	3.1E-04
343	0.16937	7.56E-04	1.3E-04	6.05E-04	7.75E-08	0.08	4.71E-02	3.00E-10	1.0E+06	3.0E-04
344	0.16174	7.56E-04	1.2E-04	6.05E-04	7.40E-08	0.08	4.71E-02	2.87E-10	1.0E+06	2.9E-04
345	0.07348	7.56E-04	5.6E-05	6.05E-04	3.36E-08	0.08	4.71E-02	1.30E-10	1.0E+06	1.3E-04
346	0.07923	7.56E-04	6.0E-05	6.05E-04	3.62E-08	0.08	4.71E-02	1.40E-10	1.0E+06	1.4E-04
347	0.08472	7.56E-04	6.4E-05	6.05E-04	3.88E-08	0.08	4.71E-02	1.50E-10	1.0E+06	1.5E-04
348	0.09081	7.56E-04	6.9E-05	6.05E-04	4.15E-08	0.08	4.71E-02	1.61E-10	1.0E+06	1.6E-04
349	0.09595	7.56E-04	7.3E-05	6.05E-04	4.39E-08	0.08	4.71E-02	1.70E-10	1.0E+06	1.7E-04
350	0.10248	7.56E-04	7.7E-05	6.05E-04	4.69E-08	0.08	4.71E-02	1.82E-10	1.0E+06	1.8E-04
351	0.10948	7.56E-04	8.3E-05	6.05E-04	5.01E-08	0.08	4.71E-02	1.94E-10	1.0E+06	1.9E-04
352	0.11726	7.56E-04	8.9E-05	6.05E-04	5.36E-08	0.08	4.71E-02	2.08E-10	1.0E+06	2.1E-04
353	0.12466	7.56E-04	9.4E-05	6.05E-04	5.70E-08	0.08	4.71E-02	2.21E-10	1.0E+06	2.2E-04
354	0.13302	7.56E-04	1.0E-04	6.05E-04	6.08E-08	0.08	4.71E-02	2.36E-10	1.0E+06	2.4E-04
355	0.13998	7.56E-04	1.1E-04	6.05E-04	6.40E-08	0.08	4.71E-02	2.48E-10	1.0E+06	2.5E-04
356	0.14361	7.56E-04	1.1E-04	6.05E-04	6.57E-08	0.08	4.71E-02	2.55E-10	1.0E+06	2.5E-04
357	0.15238	7.56E-04	1.2E-04	6.05E-04	6.97E-08	0.08	4.71E-02	2.70E-10	1.0E+06	2.7E-04
358	0.15915	7.56E-04	1.2E-04	6.05E-04	7.28E-08	0.08	4.71E-02	2.82E-10	1.0E+06	2.8E-04
359	0.15587	7.56E-04	1.2E-04	6.05E-04	7.13E-08	0.08	4.71E-02	2.76E-10	1.0E+06	2.8E-04
360	0.1426	7.56E-04	1.1E-04	6.05E-04	6.52E-08	0.08	4.71E-02	2.53E-10	1.0E+06	2.5E-04

Ventura Ranch
P3 (off) - Grading

Max Cancer Risk Cancer Risk	
Receptor #	**Total Risk/ Million**
1	3.6E-03
2	3.8E-03
3	4.0E-03
4	4.1E-03
5	4.2E-03
6	4.1E-03
7	4.0E-03
8	3.7E-03
9	3.4E-03
10	3.1E-03
11	2.7E-03
12	2.4E-03
13	2.0E-03
14	1.7E-03
15	1.2E-03
16	9.5E-04
17	6.6E-04
18	5.1E-04
19	3.7E-04
20	3.0E-04
21	2.3E-04
22	4.3E-03
23	4.0E-03
24	3.7E-03
25	3.3E-03
26	2.9E-03
27	2.5E-03
28	2.1E-03
29	1.8E-03
30	1.3E-03
31	9.0E-04

Max	**Receptor #**	
0.023	122	Res

Chronic Non Cancer Risk	
REL	**HI Offroad**
5	3.03E-04
5	3.25E-04
5	3.42E-04
5	3.52E-04
5	3.55E-04
5	3.51E-04
5	3.37E-04
5	3.17E-04
5	2.92E-04
5	2.63E-04
5	2.33E-04
5	2.01E-04
5	1.70E-04
5	1.42E-04
5	1.04E-04
5	8.09E-05
5	5.60E-05
5	4.39E-05
5	3.20E-05
5	2.54E-05
5	1.99E-05
5	3.67E-04
5	3.45E-04
5	3.17E-04
5	2.84E-04
5	2.50E-04
5	2.15E-04
5	1.81E-04
5	1.49E-04
5	1.11E-04
5	7.66E-05

Max	**Receptor #**	
1.948E-03	122	Res

Ventura Ranch
P3 (off) - Grading

Max Cancer Risk Cancer Risk		*Chronic Non Cancer Risk*	
Receptor #	Total Risk/ Million	REL	HI Offroad
32	5.2E-04	5	4.44E-05
33	4.3E-04	5	3.64E-05
34	3.8E-04	5	3.23E-05
35	1.9E-03	5	1.59E-04
36	1.3E-03	5	1.15E-04
37	1.8E-03	5	1.58E-04
38	2.2E-03	5	1.90E-04
39	2.7E-03	5	2.27E-04
40	3.2E-03	5	2.69E-04
41	1.8E-03	5	1.55E-04
42	2.2E-03	5	1.88E-04
43	2.7E-03	5	2.28E-04
44	3.2E-03	5	2.76E-04
45	3.9E-03	5	3.31E-04
46	5.9E-03	5	5.02E-04
47	5.4E-03	5	4.58E-04
48	2.2E-03	5	1.85E-04
49	2.7E-03	5	2.28E-04
50	3.3E-03	5	2.80E-04
51	4.0E-03	5	3.41E-04
52	6.5E-03	5	5.58E-04
53	6.0E-03	5	5.09E-04
54	5.3E-03	5	4.49E-04
55	2.6E-03	5	2.24E-04
56	3.3E-03	5	2.80E-04
57	4.1E-03	5	3.47E-04
58	4.9E-03	5	4.20E-04
59	7.3E-03	5	6.24E-04
60	6.7E-03	5	5.69E-04
61	5.9E-03	5	5.00E-04
62	8.3E-03	5	7.05E-04

Ventura Ranch
P3 (off) - Grading

Max Cancer Risk Cancer Risk		*Chronic Non Cancer Risk*	
Receptor #	Total Risk/ Million	REL	HI Offroad
63	7.5E-03	5	6.41E-04
64	6.6E-03	5	5.62E-04
65	8.5E-03	5	7.28E-04
66	2.0E-03	5	1.67E-04
67	2.5E-03	5	2.13E-04
68	9.4E-04	5	8.00E-05
69	6.3E-04	5	5.34E-05
70	4.7E-04	5	4.01E-05
71	3.9E-04	5	3.29E-05
72	1.9E-03	5	1.63E-04
73	2.4E-03	5	2.07E-04
74	1.7E-03	5	1.44E-04
75	1.0E-03	5	8.51E-05
76	6.8E-04	5	5.81E-05
77	5.2E-04	5	4.42E-05
78	4.4E-04	5	3.77E-05
79	1.9E-03	5	1.60E-04
80	2.4E-03	5	2.01E-04
81	1.7E-03	5	1.49E-04
82	1.1E-03	5	9.09E-05
83	8.0E-04	5	6.84E-05
84	6.7E-04	5	5.69E-05
85	5.4E-04	5	4.61E-05
86	1.9E-03	5	1.59E-04
87	2.5E-03	5	2.14E-04
88	1.3E-03	5	1.09E-04
89	1.5E-03	5	1.26E-04
90	1.2E-03	5	1.01E-04
91	1.4E-03	5	1.16E-04
92	1.6E-03	5	1.34E-04
93	1.1E-03	5	9.23E-05

Ventura Ranch
P3 (off) - Grading

Max Cancer Risk Cancer Risk		*Chronic Non Cancer Risk*	
Receptor #	Total Risk/ Million	REL	HI Offroad
94	1.2E-03	5	1.04E-04
95	1.4E-03	5	1.19E-04
96	1.6E-03	5	1.40E-04
97	2.0E-03	5	1.67E-04
98	2.4E-03	5	2.01E-04
99	9.6E-04	5	8.21E-05
100	1.1E-03	5	9.15E-05
101	1.2E-03	5	1.03E-04
102	1.4E-03	5	1.19E-04
103	1.6E-03	5	1.39E-04
104	2.0E-03	5	1.67E-04
105	2.4E-03	5	2.07E-04
106	3.1E-03	5	2.67E-04
107	4.3E-03	5	3.71E-04
108	6.9E-03	5	5.89E-04
109	8.4E-04	5	7.13E-05
110	9.2E-04	5	7.83E-05
111	1.0E-03	5	8.73E-05
112	1.2E-03	5	9.98E-05
113	1.3E-03	5	1.14E-04
114	1.5E-03	5	1.32E-04
115	1.8E-03	5	1.57E-04
116	2.2E-03	5	1.91E-04
117	2.8E-03	5	2.43E-04
118	3.9E-03	5	3.31E-04
119	5.9E-03	5	5.06E-04
120	1.0E-02	5	8.59E-04
121	1.6E-02	5	1.37E-03
122	2.3E-02	5	1.95E-03
123	7.1E-04	5	6.08E-05
124	7.7E-04	5	6.60E-05

Ventura Ranch
P3 (off) - Grading

Max Cancer Risk Cancer Risk		*Chronic Non Cancer Risk*	
Receptor #	Total Risk/ Million	REL	HI Offroad
125	8.5E-04	5	7.26E-05
126	9.6E-04	5	8.15E-05
127	1.1E-03	5	9.08E-05
128	1.2E-03	5	1.02E-04
129	1.4E-03	5	1.18E-04
130	1.6E-03	5	1.38E-04
131	1.9E-03	5	1.65E-04
132	2.4E-03	5	2.05E-04
133	3.2E-03	5	2.73E-04
134	4.6E-03	5	3.90E-04
135	6.5E-03	5	5.51E-04
136	8.7E-03	5	7.42E-04
137	1.1E-02	5	9.35E-04
138	1.3E-02	5	1.08E-03
139	6.0E-04	5	5.15E-05
140	6.5E-04	5	5.51E-05
141	7.0E-04	5	5.98E-05
142	7.7E-04	5	6.60E-05
143	8.4E-04	5	7.21E-05
144	9.3E-04	5	7.96E-05
145	1.1E-03	5	8.97E-05
146	1.2E-03	5	1.02E-04
147	1.4E-03	5	1.18E-04
148	1.6E-03	5	1.38E-04
149	2.0E-03	5	1.72E-04
150	2.7E-03	5	2.27E-04
151	3.4E-03	5	2.93E-04
152	4.3E-03	5	3.65E-04
153	5.5E-03	5	4.73E-04
154	6.6E-03	5	5.59E-04
155	5.1E-04	5	4.34E-05

Ventura Ranch
P3 (off) - Grading

Max Cancer Risk Cancer Risk		*Chronic Non Cancer Risk*	
Receptor #	Total Risk/ Million	REL	HI Offroad
156	5.4E-04	5	4.60E-05
157	5.8E-04	5	4.93E-05
158	6.3E-04	5	5.36E-05
159	6.8E-04	5	5.77E-05
160	7.4E-04	5	6.30E-05
161	8.1E-04	5	6.95E-05
162	9.1E-04	5	7.75E-05
163	1.0E-03	5	8.88E-05
164	1.2E-03	5	1.02E-04
165	1.4E-03	5	1.22E-04
166	1.8E-03	5	1.53E-04
167	2.2E-03	5	1.85E-04
168	2.6E-03	5	2.22E-04
169	3.3E-03	5	2.77E-04
170	3.8E-03	5	3.24E-04
171	4.3E-04	5	3.67E-05
172	4.5E-04	5	3.86E-05
173	4.8E-04	5	4.09E-05
174	5.2E-04	5	4.39E-05
175	5.5E-04	5	4.70E-05
176	6.0E-04	5	5.09E-05
177	6.5E-04	5	5.53E-05
178	7.2E-04	5	6.13E-05
179	8.2E-04	5	6.95E-05
180	9.2E-04	5	7.88E-05
181	1.1E-03	5	9.06E-05
182	1.3E-03	5	1.10E-04
183	1.5E-03	5	1.31E-04
184	1.8E-03	5	1.51E-04
185	2.1E-03	5	1.82E-04
186	2.4E-03	5	2.08E-04

Ventura Ranch
P3 (off) - Grading

Max Cancer Risk Cancer Risk		*Chronic Non Cancer Risk*	
Receptor #	Total Risk/ Million	REL	HI Offroad
187	3.7E-04	5	3.12E-05
188	3.8E-04	5	3.26E-05
189	4.0E-04	5	3.43E-05
190	4.3E-04	5	3.66E-05
191	4.6E-04	5	3.90E-05
192	4.9E-04	5	4.21E-05
193	5.3E-04	5	4.53E-05
194	5.9E-04	5	5.01E-05
195	6.6E-04	5	5.64E-05
196	7.4E-04	5	6.35E-05
197	8.4E-04	5	7.20E-05
198	1.0E-03	5	8.56E-05
199	1.2E-03	5	9.91E-05
200	1.3E-03	5	1.10E-04
201	1.5E-03	5	1.29E-04
202	1.7E-03	5	1.45E-04
203	3.1E-04	5	2.67E-05
204	3.3E-04	5	2.77E-05
205	3.4E-04	5	2.91E-05
206	3.6E-04	5	3.09E-05
207	3.9E-04	5	3.30E-05
208	4.2E-04	5	3.56E-05
209	4.5E-04	5	3.81E-05
210	4.9E-04	5	4.19E-05
211	5.5E-04	5	4.70E-05
212	6.1E-04	5	5.21E-05
213	7.0E-04	5	5.95E-05
214	8.1E-04	5	6.94E-05
215	9.2E-04	5	7.84E-05
216	9.8E-04	5	8.39E-05
217	1.1E-03	5	9.66E-05

Ventura Ranch
P3 (off) - Grading

Max Cancer Risk Cancer Risk		*Chronic Non Cancer Risk*	
Receptor #	Total Risk/ Million	REL	HI Offroad
218	1.3E-03	5	1.08E-04
219	2.7E-04	5	2.30E-05
220	2.8E-04	5	2.39E-05
221	2.9E-04	5	2.51E-05
222	3.1E-04	5	2.66E-05
223	3.3E-04	5	2.84E-05
224	3.6E-04	5	3.06E-05
225	3.9E-04	5	3.29E-05
226	4.1E-04	5	3.52E-05
227	4.6E-04	5	3.96E-05
228	5.2E-04	5	4.44E-05
229	5.9E-04	5	5.05E-05
230	6.8E-04	5	5.77E-05
231	7.3E-04	5	6.23E-05
232	7.8E-04	5	6.63E-05
233	8.8E-04	5	7.52E-05
234	9.7E-04	5	8.27E-05
235	2.4E-04	5	2.01E-05
236	2.5E-04	5	2.09E-05
237	2.6E-04	5	2.20E-05
238	2.7E-04	5	2.33E-05
239	2.9E-04	5	2.48E-05
240	3.1E-04	5	2.68E-05
241	3.4E-04	5	2.90E-05
242	3.6E-04	5	3.07E-05
243	4.0E-04	5	3.45E-05
244	4.5E-04	5	3.86E-05
245	5.1E-04	5	4.36E-05
246	5.7E-04	5	4.90E-05
247	5.8E-04	5	4.96E-05
248	6.4E-04	5	5.43E-05

Ventura Ranch
P3 (off) - Grading

Max Cancer Risk Cancer Risk		*Chronic Non Cancer Risk*	
Receptor #	Total Risk/ Million	REL	HI Offroad
249	7.1E-04	5	6.01E-05
250	7.7E-04	5	6.53E-05
251	2.1E-04	5	1.78E-05
252	2.2E-04	5	1.85E-05
253	2.3E-04	5	1.95E-05
254	2.4E-04	5	2.08E-05
255	2.6E-04	5	2.20E-05
256	2.8E-04	5	2.39E-05
257	3.0E-04	5	2.59E-05
258	3.2E-04	5	2.74E-05
259	3.6E-04	5	3.04E-05
260	4.0E-04	5	3.38E-05
261	4.4E-04	5	3.77E-05
262	4.9E-04	5	4.20E-05
263	4.9E-04	5	4.16E-05
264	5.4E-04	5	4.60E-05
265	5.7E-04	5	4.85E-05
266	6.1E-04	5	5.17E-05
267	1.9E-04	5	1.59E-05
268	1.9E-04	5	1.66E-05
269	2.1E-04	5	1.76E-05
270	2.2E-04	5	1.87E-05
271	2.3E-04	5	1.98E-05
272	2.5E-04	5	2.15E-05
273	2.7E-04	5	2.33E-05
274	2.9E-04	5	2.49E-05
275	3.2E-04	5	2.71E-05
276	3.5E-04	5	3.00E-05
277	3.8E-04	5	3.25E-05
278	4.1E-04	5	3.47E-05
279	4.3E-04	5	3.68E-05

Ventura Ranch
P3 (off) - Grading

Max Cancer Risk Cancer Risk		*Chronic Non Cancer Risk*	
Receptor #	Total Risk/ Million	REL	HI Offroad
280	4.7E-04	5	3.99E-05
281	4.9E-04	5	4.15E-05
282	5.2E-04	5	4.43E-05
283	1.7E-04	5	1.43E-05
284	1.8E-04	5	1.51E-05
285	1.9E-04	5	1.60E-05
286	2.0E-04	5	1.71E-05
287	2.1E-04	5	1.82E-05
288	2.3E-04	5	1.95E-05
289	2.5E-04	5	2.12E-05
290	2.7E-04	5	2.29E-05
291	2.9E-04	5	2.44E-05
292	3.2E-04	5	2.69E-05
293	3.4E-04	5	2.90E-05
294	3.6E-04	5	3.10E-05
295	3.9E-04	5	3.29E-05
296	4.1E-04	5	3.50E-05
297	4.3E-04	5	3.65E-05
298	4.5E-04	5	3.82E-05
299	1.6E-04	5	1.39E-05
300	1.7E-04	5	1.47E-05
301	1.8E-04	5	1.57E-05
302	2.0E-04	5	1.70E-05
303	2.1E-04	5	1.81E-05
304	2.3E-04	5	1.95E-05
305	2.5E-04	5	2.09E-05
306	2.6E-04	5	2.25E-05
307	2.9E-04	5	2.43E-05
308	3.1E-04	5	2.62E-05

Ventura Ranch
P3 (off) - Grading

Max Cancer Risk Cancer Risk		*Chronic Non Cancer Risk*	
Receptor #	Total Risk/ Million	REL	HI Offroad
309	3.2E-04	5	2.76E-05
310	3.4E-04	5	2.92E-05
311	3.7E-04	5	3.13E-05
312	3.9E-04	5	3.32E-05
313	3.9E-04	5	3.31E-05
314	1.5E-04	5	1.28E-05
315	1.6E-04	5	1.37E-05
316	1.7E-04	5	1.46E-05
317	1.8E-04	5	1.57E-05
318	1.9E-04	5	1.66E-05
319	2.1E-04	5	1.79E-05
320	2.3E-04	5	1.93E-05
321	2.4E-04	5	2.04E-05
322	2.6E-04	5	2.22E-05
323	2.8E-04	5	2.38E-05
324	2.9E-04	5	2.50E-05
325	3.1E-04	5	2.63E-05
326	3.3E-04	5	2.81E-05
327	3.5E-04	5	2.96E-05
328	3.4E-04	5	2.89E-05
329	1.4E-04	5	1.19E-05
330	1.5E-04	5	1.28E-05
331	1.6E-04	5	1.36E-05
332	1.7E-04	5	1.47E-05
333	1.8E-04	5	1.55E-05
334	1.9E-04	5	1.66E-05
335	2.1E-04	5	1.78E-05
336	2.2E-04	5	1.90E-05
337	2.4E-04	5	2.04E-05
338	2.6E-04	5	2.19E-05
339	2.7E-04	5	2.30E-05

Ventura Ranch
P3 (off) - Grading

Max Cancer Risk Cancer Risk		*Chronic Non Cancer Risk*	
Receptor #	Total Risk/ Million	REL	HI Offroad
340	2.8E-04	5	2.38E-05
341	3.0E-04	5	2.53E-05
342	3.1E-04	5	2.66E-05
343	3.0E-04	5	2.56E-05
344	2.9E-04	5	2.45E-05
345	1.3E-04	5	1.11E-05
346	1.4E-04	5	1.20E-05
347	1.5E-04	5	1.28E-05
348	1.6E-04	5	1.37E-05
349	1.7E-04	5	1.45E-05
350	1.8E-04	5	1.55E-05
351	1.9E-04	5	1.66E-05
352	2.1E-04	5	1.77E-05
353	2.2E-04	5	1.88E-05
354	2.4E-04	5	2.01E-05
355	2.5E-04	5	2.12E-05
356	2.5E-04	5	2.17E-05
357	2.7E-04	5	2.30E-05
358	2.8E-04	5	2.41E-05
359	2.8E-04	5	2.36E-05
360	2.5E-04	5	2.16E-05

Ventura Ranch

P3 (off) - Grading Haul or Vendor Risk

					Cancer Risk from 2 to 16 years					
Receptor #	Conc	g/sec	Cair	Dose Constant	Dose	ED	Risk Constant	Risk	Constant 2	Risk/ Million
1	0.27315	1.47E-05	4.0E-06	6.05E-04	2.42E-09	0.08	4.71E-02	9.39E-12	1.0E+06	9.4E-06
2	0.25932	1.47E-05	3.8E-06	6.05E-04	2.30E-09	0.08	4.71E-02	8.91E-12	1.0E+06	8.9E-06
3	0.24831	1.47E-05	3.6E-06	6.05E-04	2.20E-09	0.08	4.71E-02	8.53E-12	1.0E+06	8.5E-06
4	0.23859	1.47E-05	3.5E-06	6.05E-04	2.12E-09	0.08	4.71E-02	8.20E-12	1.0E+06	8.2E-06
5	0.22897	1.47E-05	3.4E-06	6.05E-04	2.03E-09	0.08	4.71E-02	7.87E-12	1.0E+06	7.9E-06
6	0.21609	1.47E-05	3.2E-06	6.05E-04	1.92E-09	0.08	4.71E-02	7.43E-12	1.0E+06	7.4E-06
7	0.20281	1.47E-05	3.0E-06	6.05E-04	1.80E-09	0.08	4.71E-02	6.97E-12	1.0E+06	7.0E-06
8	0.19034	1.47E-05	2.8E-06	6.05E-04	1.69E-09	0.08	4.71E-02	6.54E-12	1.0E+06	6.5E-06
9	0.17571	1.47E-05	2.6E-06	6.05E-04	1.56E-09	0.08	4.71E-02	6.04E-12	1.0E+06	6.0E-06
10	0.16101	1.47E-05	2.4E-06	6.05E-04	1.43E-09	0.08	4.71E-02	5.53E-12	1.0E+06	5.5E-06
11	0.14724	1.47E-05	2.2E-06	6.05E-04	1.31E-09	0.08	4.71E-02	5.06E-12	1.0E+06	5.1E-06
12	0.13459	1.47E-05	2.0E-06	6.05E-04	1.19E-09	0.08	4.71E-02	4.63E-12	1.0E+06	4.6E-06
13	0.1224	1.47E-05	1.8E-06	6.05E-04	1.09E-09	0.08	4.71E-02	4.21E-12	1.0E+06	4.2E-06
14	0.1112	1.47E-05	1.6E-06	6.05E-04	9.86E-10	0.08	4.71E-02	3.82E-12	1.0E+06	3.8E-06
15	0.10302	1.47E-05	1.5E-06	6.05E-04	9.14E-10	0.08	4.71E-02	3.54E-12	1.0E+06	3.5E-06
16	0.09592	1.47E-05	1.4E-06	6.05E-04	8.51E-10	0.08	4.71E-02	3.30E-12	1.0E+06	3.3E-06
17	0.08104	1.47E-05	1.2E-06	6.05E-04	7.19E-10	0.08	4.71E-02	2.79E-12	1.0E+06	2.8E-06
18	0.07653	1.47E-05	1.1E-06	6.05E-04	6.79E-10	0.08	4.71E-02	2.63E-12	1.0E+06	2.6E-06
19	0.0675	1.47E-05	9.9E-07	6.05E-04	5.99E-10	0.08	4.71E-02	2.32E-12	1.0E+06	2.3E-06
20	0.06248	1.47E-05	9.2E-07	6.05E-04	5.54E-10	0.08	4.71E-02	2.15E-12	1.0E+06	2.1E-06
21	0.05649	1.47E-05	8.3E-07	6.05E-04	5.01E-10	0.08	4.71E-02	1.94E-12	1.0E+06	1.9E-06
22	0.20923	1.47E-05	3.1E-06	6.05E-04	1.86E-09	0.08	4.71E-02	7.19E-12	1.0E+06	7.2E-06
23	0.19546	1.47E-05	2.9E-06	6.05E-04	1.73E-09	0.08	4.71E-02	6.72E-12	1.0E+06	6.7E-06
24	0.18164	1.47E-05	2.7E-06	6.05E-04	1.61E-09	0.08	4.71E-02	6.24E-12	1.0E+06	6.2E-06
25	0.16816	1.47E-05	2.5E-06	6.05E-04	1.49E-09	0.08	4.71E-02	5.78E-12	1.0E+06	5.8E-06
26	0.15452	1.47E-05	2.3E-06	6.05E-04	1.37E-09	0.08	4.71E-02	5.31E-12	1.0E+06	5.3E-06
27	0.13999	1.47E-05	2.1E-06	6.05E-04	1.24E-09	0.08	4.71E-02	4.81E-12	1.0E+06	4.8E-06
28	0.12585	1.47E-05	1.8E-06	6.05E-04	1.12E-09	0.08	4.71E-02	4.33E-12	1.0E+06	4.3E-06
29	0.11535	1.47E-05	1.7E-06	6.05E-04	1.02E-09	0.08	4.71E-02	3.96E-12	1.0E+06	4.0E-06
30	0.10967	1.47E-05	1.6E-06	6.05E-04	9.73E-10	0.08	4.71E-02	3.77E-12	1.0E+06	3.8E-06
31	0.09173	1.47E-05	1.3E-06	6.05E-04	8.14E-10	0.08	4.71E-02	3.15E-12	1.0E+06	3.2E-06

Ventura Ranch

P3 (off) - Grading Haul or Vendor Risk

		Cancer Risk from 2 to 16 years								
Receptor #	Conc	g/sec	Cair	Dose Constant	Dose	ED	Risk Constant	Risk	Constant 2	Risk/ Million
32	0.07026	1.47E-05	1.0E-06	6.05E-04	6.23E-10	0.08	4.71E-02	2.41E-12	1.0E+06	2.4E-06
33	0.06847	1.47E-05	1.0E-06	6.05E-04	6.07E-10	0.08	4.71E-02	2.35E-12	1.0E+06	2.4E-06
34	0.0699	1.47E-05	1.0E-06	6.05E-04	6.20E-10	0.08	4.71E-02	2.40E-12	1.0E+06	2.4E-06
35	0.13203	1.47E-05	1.9E-06	6.05E-04	1.17E-09	0.08	4.71E-02	4.54E-12	1.0E+06	4.5E-06
36	0.11424	1.47E-05	1.7E-06	6.05E-04	1.01E-09	0.08	4.71E-02	3.93E-12	1.0E+06	3.9E-06
37	0.59905	1.47E-05	8.8E-06	6.05E-04	5.31E-09	0.08	4.71E-02	2.06E-11	1.0E+06	2.1E-05
38	0.52159	1.47E-05	7.6E-06	6.05E-04	4.63E-09	0.08	4.71E-02	1.79E-11	1.0E+06	1.8E-05
39	0.45967	1.47E-05	6.7E-06	6.05E-04	4.08E-09	0.08	4.71E-02	1.58E-11	1.0E+06	1.6E-05
40	0.41289	1.47E-05	6.1E-06	6.05E-04	3.66E-09	0.08	4.71E-02	1.42E-11	1.0E+06	1.4E-05
41	0.66058	1.47E-05	9.7E-06	6.05E-04	5.86E-09	0.08	4.71E-02	2.27E-11	1.0E+06	2.3E-05
42	0.57043	1.47E-05	8.4E-06	6.05E-04	5.06E-09	0.08	4.71E-02	1.96E-11	1.0E+06	2.0E-05
43	0.49903	1.47E-05	7.3E-06	6.05E-04	4.43E-09	0.08	4.71E-02	1.72E-11	1.0E+06	1.7E-05
44	0.44544	1.47E-05	6.5E-06	6.05E-04	3.95E-09	0.08	4.71E-02	1.53E-11	1.0E+06	1.5E-05
45	0.406	1.47E-05	6.0E-06	6.05E-04	3.60E-09	0.08	4.71E-02	1.40E-11	1.0E+06	1.4E-05
46	0.22884	1.47E-05	3.4E-06	6.05E-04	2.03E-09	0.08	4.71E-02	7.86E-12	1.0E+06	7.9E-06
47	0.21212	1.47E-05	3.1E-06	6.05E-04	1.88E-09	0.08	4.71E-02	7.29E-12	1.0E+06	7.3E-06
48	0.62767	1.47E-05	9.2E-06	6.05E-04	5.57E-09	0.08	4.71E-02	2.16E-11	1.0E+06	2.2E-05
49	0.54418	1.47E-05	8.0E-06	6.05E-04	4.83E-09	0.08	4.71E-02	1.87E-11	1.0E+06	1.9E-05
50	0.48257	1.47E-05	7.1E-06	6.05E-04	4.28E-09	0.08	4.71E-02	1.66E-11	1.0E+06	1.7E-05
51	0.43873	1.47E-05	6.4E-06	6.05E-04	3.89E-09	0.08	4.71E-02	1.51E-11	1.0E+06	1.5E-05
52	0.24121	1.47E-05	3.5E-06	6.05E-04	2.14E-09	0.08	4.71E-02	8.29E-12	1.0E+06	8.3E-06
53	0.22198	1.47E-05	3.3E-06	6.05E-04	1.97E-09	0.08	4.71E-02	7.63E-12	1.0E+06	7.6E-06
54	0.20776	1.47E-05	3.0E-06	6.05E-04	1.84E-09	0.08	4.71E-02	7.14E-12	1.0E+06	7.1E-06
55	0.59869	1.47E-05	8.8E-06	6.05E-04	5.31E-09	0.08	4.71E-02	2.06E-11	1.0E+06	2.1E-05
56	0.52756	1.47E-05	7.7E-06	6.05E-04	4.68E-09	0.08	4.71E-02	1.81E-11	1.0E+06	1.8E-05
57	0.47756	1.47E-05	7.0E-06	6.05E-04	4.24E-09	0.08	4.71E-02	1.64E-11	1.0E+06	1.6E-05
58	0.4413	1.47E-05	6.5E-06	6.05E-04	3.91E-09	0.08	4.71E-02	1.52E-11	1.0E+06	1.5E-05
59	0.25411	1.47E-05	3.7E-06	6.05E-04	2.25E-09	0.08	4.71E-02	8.73E-12	1.0E+06	8.7E-06
60	0.2347	1.47E-05	3.4E-06	6.05E-04	2.08E-09	0.08	4.71E-02	8.07E-12	1.0E+06	8.1E-06
61	0.21828	1.47E-05	3.2E-06	6.05E-04	1.94E-09	0.08	4.71E-02	7.50E-12	1.0E+06	7.5E-06
62	0.26761	1.47E-05	3.9E-06	6.05E-04	2.37E-09	0.08	4.71E-02	9.20E-12	1.0E+06	9.2E-06

Ventura Ranch

P3 (off) - Grading Haul or Vendor Risk

							Cancer Risk from 2 to 16 years			
Receptor #	Conc	g/sec	Cair	Dose Constant	Dose	ED	Risk Constant	Risk	Constant 2	Risk/ Million
63	0.24748	1.47E-05	3.6E-06	6.05E-04	2.19E-09	0.08	4.71E-02	8.51E-12	1.0E+06	8.5E-06
64	0.22779	1.47E-05	3.3E-06	6.05E-04	2.02E-09	0.08	4.71E-02	7.83E-12	1.0E+06	7.8E-06
65	0.26071	1.47E-05	3.8E-06	6.05E-04	2.31E-09	0.08	4.71E-02	8.96E-12	1.0E+06	9.0E-06
66	1.01211	1.47E-05	1.5E-05	6.05E-04	8.98E-09	0.08	4.71E-02	3.48E-11	1.0E+06	3.5E-05
67	0.8335	1.47E-05	1.2E-05	6.05E-04	7.39E-09	0.08	4.71E-02	2.86E-11	1.0E+06	2.9E-05
68	0.12834	1.47E-05	1.9E-06	6.05E-04	1.14E-09	0.08	4.71E-02	4.41E-12	1.0E+06	4.4E-06
69	0.10493	1.47E-05	1.5E-06	6.05E-04	9.31E-10	0.08	4.71E-02	3.61E-12	1.0E+06	3.6E-06
70	0.09134	1.47E-05	1.3E-06	6.05E-04	8.10E-10	0.08	4.71E-02	3.14E-12	1.0E+06	3.1E-06
71	0.0831	1.47E-05	1.2E-06	6.05E-04	7.37E-10	0.08	4.71E-02	2.86E-12	1.0E+06	2.9E-06
72	1.18101	1.47E-05	1.7E-05	6.05E-04	1.05E-08	0.08	4.71E-02	4.06E-11	1.0E+06	4.1E-05
73	0.95471	1.47E-05	1.4E-05	6.05E-04	8.47E-09	0.08	4.71E-02	3.28E-11	1.0E+06	3.3E-05
74	0.16012	1.47E-05	2.3E-06	6.05E-04	1.42E-09	0.08	4.71E-02	5.50E-12	1.0E+06	5.5E-06
75	0.13616	1.47E-05	2.0E-06	6.05E-04	1.21E-09	0.08	4.71E-02	4.68E-12	1.0E+06	4.7E-06
76	0.11261	1.47E-05	1.7E-06	6.05E-04	9.99E-10	0.08	4.71E-02	3.87E-12	1.0E+06	3.9E-06
77	0.09787	1.47E-05	1.4E-06	6.05E-04	8.68E-10	0.08	4.71E-02	3.36E-12	1.0E+06	3.4E-06
78	0.09175	1.47E-05	1.3E-06	6.05E-04	8.14E-10	0.08	4.71E-02	3.15E-12	1.0E+06	3.2E-06
79	1.41082	1.47E-05	2.1E-05	6.05E-04	1.25E-08	0.08	4.71E-02	4.85E-11	1.0E+06	4.8E-05
80	1.11586	1.47E-05	1.6E-05	6.05E-04	9.90E-09	0.08	4.71E-02	3.83E-11	1.0E+06	3.8E-05
81	0.16124	1.47E-05	2.4E-06	6.05E-04	1.43E-09	0.08	4.71E-02	5.54E-12	1.0E+06	5.5E-06
82	0.14458	1.47E-05	2.1E-06	6.05E-04	1.28E-09	0.08	4.71E-02	4.97E-12	1.0E+06	5.0E-06
83	0.13346	1.47E-05	2.0E-06	6.05E-04	1.18E-09	0.08	4.71E-02	4.59E-12	1.0E+06	4.6E-06
84	0.12969	1.47E-05	1.9E-06	6.05E-04	1.15E-09	0.08	4.71E-02	4.46E-12	1.0E+06	4.5E-06
85	0.11177	1.47E-05	1.6E-06	6.05E-04	9.91E-10	0.08	4.71E-02	3.84E-12	1.0E+06	3.8E-06
86	1.73854	1.47E-05	2.5E-05	6.05E-04	1.54E-08	0.08	4.71E-02	5.97E-11	1.0E+06	6.0E-05
87	1.29237	1.47E-05	1.9E-05	6.05E-04	1.15E-08	0.08	4.71E-02	4.44E-11	1.0E+06	4.4E-05
88	0.15899	1.47E-05	2.3E-06	6.05E-04	1.41E-09	0.08	4.71E-02	5.46E-12	1.0E+06	5.5E-06
89	15.57642	1.47E-05	2.3E-04	6.05E-04	1.38E-07	0.08	4.71E-02	5.35E-10	1.0E+06	5.4E-04
90	11.44535	1.47E-05	1.7E-04	6.05E-04	1.02E-07	0.08	4.71E-02	3.93E-10	1.0E+06	3.9E-04
91	18.20645	1.47E-05	2.7E-04	6.05E-04	1.61E-07	0.08	4.71E-02	6.26E-10	1.0E+06	6.3E-04
92	11.18143	1.47E-05	1.6E-04	6.05E-04	9.92E-08	0.08	4.71E-02	3.84E-10	1.0E+06	3.8E-04
93	20.95114	1.47E-05	3.1E-04	6.05E-04	1.86E-07	0.08	4.71E-02	7.20E-10	1.0E+06	7.2E-04

Ventura Ranch

P3 (off) - Grading Haul or Vendor Risk

						Cancer Risk from 2 to 16 years				
Receptor #	Conc	g/sec	Cair	Dose Constant	Dose	ED	Risk Constant	Risk	Constant 2	Risk/ Million
94	13.01504	1.47E-05	1.9E-04	6.05E-04	1.15E-07	0.08	4.71E-02	4.47E-10	1.0E+06	4.5E-04
95	9.07432	1.47E-05	1.3E-04	6.05E-04	8.05E-08	0.08	4.71E-02	3.12E-10	1.0E+06	3.1E-04
96	6.64905	1.47E-05	9.7E-05	6.05E-04	5.90E-08	0.08	4.71E-02	2.29E-10	1.0E+06	2.3E-04
97	4.99337	1.47E-05	7.3E-05	6.05E-04	4.43E-08	0.08	4.71E-02	1.72E-10	1.0E+06	1.7E-04
98	3.88847	1.47E-05	5.7E-05	6.05E-04	3.45E-08	0.08	4.71E-02	1.34E-10	1.0E+06	1.3E-04
99	13.73986	1.47E-05	2.0E-04	6.05E-04	1.22E-07	0.08	4.71E-02	4.72E-10	1.0E+06	4.7E-04
100	9.8886	1.47E-05	1.4E-04	6.05E-04	8.77E-08	0.08	4.71E-02	3.40E-10	1.0E+06	3.4E-04
101	7.48414	1.47E-05	1.1E-04	6.05E-04	6.64E-08	0.08	4.71E-02	2.57E-10	1.0E+06	2.6E-04
102	5.78575	1.47E-05	8.5E-05	6.05E-04	5.13E-08	0.08	4.71E-02	1.99E-10	1.0E+06	2.0E-04
103	4.54733	1.47E-05	6.7E-05	6.05E-04	4.03E-08	0.08	4.71E-02	1.56E-10	1.0E+06	1.6E-04
104	3.59595	1.47E-05	5.3E-05	6.05E-04	3.19E-08	0.08	4.71E-02	1.24E-10	1.0E+06	1.2E-04
105	2.88391	1.47E-05	4.2E-05	6.05E-04	2.56E-08	0.08	4.71E-02	9.91E-11	1.0E+06	9.9E-05
106	2.36163	1.47E-05	3.5E-05	6.05E-04	2.09E-08	0.08	4.71E-02	8.12E-11	1.0E+06	8.1E-05
107	1.97939	1.47E-05	2.9E-05	6.05E-04	1.76E-08	0.08	4.71E-02	6.80E-11	1.0E+06	6.8E-05
108	1.68254	1.47E-05	2.5E-05	6.05E-04	1.49E-08	0.08	4.71E-02	5.78E-11	1.0E+06	5.8E-05
109	10.18663	1.47E-05	1.5E-04	6.05E-04	9.03E-08	0.08	4.71E-02	3.50E-10	1.0E+06	3.5E-04
110	7.89632	1.47E-05	1.2E-04	6.05E-04	7.00E-08	0.08	4.71E-02	2.71E-10	1.0E+06	2.7E-04
111	6.24097	1.47E-05	9.1E-05	6.05E-04	5.54E-08	0.08	4.71E-02	2.14E-10	1.0E+06	2.1E-04
112	4.87072	1.47E-05	7.1E-05	6.05E-04	4.32E-08	0.08	4.71E-02	1.67E-10	1.0E+06	1.7E-04
113	3.98433	1.47E-05	5.8E-05	6.05E-04	3.53E-08	0.08	4.71E-02	1.37E-10	1.0E+06	1.4E-04
114	3.32243	1.47E-05	4.9E-05	6.05E-04	2.95E-08	0.08	4.71E-02	1.14E-10	1.0E+06	1.1E-04
115	2.73196	1.47E-05	4.0E-05	6.05E-04	2.42E-08	0.08	4.71E-02	9.39E-11	1.0E+06	9.4E-05
116	2.28217	1.47E-05	3.3E-05	6.05E-04	2.02E-08	0.08	4.71E-02	7.84E-11	1.0E+06	7.8E-05
117	1.93216	1.47E-05	2.8E-05	6.05E-04	1.71E-08	0.08	4.71E-02	6.64E-11	1.0E+06	6.6E-05
118	1.64379	1.47E-05	2.4E-05	6.05E-04	1.46E-08	0.08	4.71E-02	5.65E-11	1.0E+06	5.6E-05
119	1.40249	1.47E-05	2.1E-05	6.05E-04	1.24E-08	0.08	4.71E-02	4.82E-11	1.0E+06	4.8E-05
120	1.20465	1.47E-05	1.8E-05	6.05E-04	1.07E-08	0.08	4.71E-02	4.14E-11	1.0E+06	4.1E-05
121	1.04736	1.47E-05	1.5E-05	6.05E-04	9.29E-09	0.08	4.71E-02	3.60E-11	1.0E+06	3.6E-05
122	0.90873	1.47E-05	1.3E-05	6.05E-04	8.06E-09	0.08	4.71E-02	3.12E-11	1.0E+06	3.1E-05
123	8.06251	1.47E-05	1.2E-04	6.05E-04	7.15E-08	0.08	4.71E-02	2.77E-10	1.0E+06	2.8E-04
124	6.51863	1.47E-05	9.6E-05	6.05E-04	5.78E-08	0.08	4.71E-02	2.24E-10	1.0E+06	2.2E-04

Ventura Ranch

P3 (off) - Grading Haul or Vendor Risk

		Cancer Risk from 2 to 16 years								
Receptor #	Conc	g/sec	Cair	Dose Constant	Dose	ED	Risk Constant	Risk	Constant 2	Risk/ Million
125	5.30279	1.47E-05	7.8E-05	6.05E-04	4.70E-08	0.08	4.71E-02	1.82E-10	1.0E+06	1.8E-04
126	4.14953	1.47E-05	6.1E-05	6.05E-04	3.68E-08	0.08	4.71E-02	1.43E-10	1.0E+06	1.4E-04
127	3.52466	1.47E-05	5.2E-05	6.05E-04	3.13E-08	0.08	4.71E-02	1.21E-10	1.0E+06	1.2E-04
128	3.00801	1.47E-05	4.4E-05	6.05E-04	2.67E-08	0.08	4.71E-02	1.03E-10	1.0E+06	1.0E-04
129	2.42478	1.47E-05	3.6E-05	6.05E-04	2.15E-08	0.08	4.71E-02	8.33E-11	1.0E+06	8.3E-05
130	2.08531	1.47E-05	3.1E-05	6.05E-04	1.85E-08	0.08	4.71E-02	7.17E-11	1.0E+06	7.2E-05
131	1.82868	1.47E-05	2.7E-05	6.05E-04	1.62E-08	0.08	4.71E-02	6.28E-11	1.0E+06	6.3E-05
132	1.5757	1.47E-05	2.3E-05	6.05E-04	1.40E-08	0.08	4.71E-02	5.42E-11	1.0E+06	5.4E-05
133	1.37384	1.47E-05	2.0E-05	6.05E-04	1.22E-08	0.08	4.71E-02	4.72E-11	1.0E+06	4.7E-05
134	1.21308	1.47E-05	1.8E-05	6.05E-04	1.08E-08	0.08	4.71E-02	4.17E-11	1.0E+06	4.2E-05
135	1.06348	1.47E-05	1.6E-05	6.05E-04	9.43E-09	0.08	4.71E-02	3.65E-11	1.0E+06	3.7E-05
136	0.93164	1.47E-05	1.4E-05	6.05E-04	8.26E-09	0.08	4.71E-02	3.20E-11	1.0E+06	3.2E-05
137	0.82157	1.47E-05	1.2E-05	6.05E-04	7.29E-09	0.08	4.71E-02	2.82E-11	1.0E+06	2.8E-05
138	0.71713	1.47E-05	1.1E-05	6.05E-04	6.36E-09	0.08	4.71E-02	2.46E-11	1.0E+06	2.5E-05
139	6.61237	1.47E-05	9.7E-05	6.05E-04	5.86E-08	0.08	4.71E-02	2.27E-10	1.0E+06	2.3E-04
140	5.52987	1.47E-05	8.1E-05	6.05E-04	4.90E-08	0.08	4.71E-02	1.90E-10	1.0E+06	1.9E-04
141	4.58597	1.47E-05	6.7E-05	6.05E-04	4.07E-08	0.08	4.71E-02	1.58E-10	1.0E+06	1.6E-04
142	3.61614	1.47E-05	5.3E-05	6.05E-04	3.21E-08	0.08	4.71E-02	1.24E-10	1.0E+06	1.2E-04
143	3.15758	1.47E-05	4.6E-05	6.05E-04	2.80E-08	0.08	4.71E-02	1.09E-10	1.0E+06	1.1E-04
144	2.71604	1.47E-05	4.0E-05	6.05E-04	2.41E-08	0.08	4.71E-02	9.33E-11	1.0E+06	9.3E-05
145	2.20625	1.47E-05	3.2E-05	6.05E-04	1.96E-08	0.08	4.71E-02	7.58E-11	1.0E+06	7.6E-05
146	1.93656	1.47E-05	2.8E-05	6.05E-04	1.72E-08	0.08	4.71E-02	6.66E-11	1.0E+06	6.7E-05
147	1.71451	1.47E-05	2.5E-05	6.05E-04	1.52E-08	0.08	4.71E-02	5.89E-11	1.0E+06	5.9E-05
148	1.46985	1.47E-05	2.2E-05	6.05E-04	1.30E-08	0.08	4.71E-02	5.05E-11	1.0E+06	5.1E-05
149	1.29854	1.47E-05	1.9E-05	6.05E-04	1.15E-08	0.08	4.71E-02	4.46E-11	1.0E+06	4.5E-05
150	1.17389	1.47E-05	1.7E-05	6.05E-04	1.04E-08	0.08	4.71E-02	4.03E-11	1.0E+06	4.0E-05
151	1.03333	1.47E-05	1.5E-05	6.05E-04	9.17E-09	0.08	4.71E-02	3.55E-11	1.0E+06	3.6E-05
152	0.90876	1.47E-05	1.3E-05	6.05E-04	8.06E-09	0.08	4.71E-02	3.12E-11	1.0E+06	3.1E-05
153	0.82556	1.47E-05	1.2E-05	6.05E-04	7.32E-09	0.08	4.71E-02	2.84E-11	1.0E+06	2.8E-05
154	0.73055	1.47E-05	1.1E-05	6.05E-04	6.48E-09	0.08	4.71E-02	2.51E-11	1.0E+06	2.5E-05
155	5.61883	1.47E-05	8.2E-05	6.05E-04	4.98E-08	0.08	4.71E-02	1.93E-10	1.0E+06	1.9E-04

Ventura Ranch

P3 (off) - Grading Haul or Vendor Risk

		Cancer Risk from 2 to 16 years								
Receptor #	Conc	g/sec	Cair	Dose Constant	Dose	ED	Risk Constant	Risk	Constant 2	Risk/ Million
156	4.79418	1.47E-05	7.0E-05	6.05E-04	4.25E-08	0.08	4.71E-02	1.65E-10	1.0E+06	1.6E-04
157	4.02371	1.47E-05	5.9E-05	6.05E-04	3.57E-08	0.08	4.71E-02	1.38E-10	1.0E+06	1.4E-04
158	3.19956	1.47E-05	4.7E-05	6.05E-04	2.84E-08	0.08	4.71E-02	1.10E-10	1.0E+06	1.1E-04
159	2.83648	1.47E-05	4.2E-05	6.05E-04	2.52E-08	0.08	4.71E-02	9.75E-11	1.0E+06	9.7E-05
160	2.46405	1.47E-05	3.6E-05	6.05E-04	2.19E-08	0.08	4.71E-02	8.47E-11	1.0E+06	8.5E-05
161	2.02437	1.47E-05	3.0E-05	6.05E-04	1.80E-08	0.08	4.71E-02	6.96E-11	1.0E+06	7.0E-05
162	1.79538	1.47E-05	2.6E-05	6.05E-04	1.59E-08	0.08	4.71E-02	6.17E-11	1.0E+06	6.2E-05
163	1.60527	1.47E-05	2.4E-05	6.05E-04	1.42E-08	0.08	4.71E-02	5.52E-11	1.0E+06	5.5E-05
164	1.38759	1.47E-05	2.0E-05	6.05E-04	1.23E-08	0.08	4.71E-02	4.77E-11	1.0E+06	4.8E-05
165	1.23382	1.47E-05	1.8E-05	6.05E-04	1.09E-08	0.08	4.71E-02	4.24E-11	1.0E+06	4.2E-05
166	1.12484	1.47E-05	1.6E-05	6.05E-04	9.98E-09	0.08	4.71E-02	3.87E-11	1.0E+06	3.9E-05
167	0.99751	1.47E-05	1.5E-05	6.05E-04	8.85E-09	0.08	4.71E-02	3.43E-11	1.0E+06	3.4E-05
168	0.87538	1.47E-05	1.3E-05	6.05E-04	7.76E-09	0.08	4.71E-02	3.01E-11	1.0E+06	3.0E-05
169	0.80333	1.47E-05	1.2E-05	6.05E-04	7.13E-09	0.08	4.71E-02	2.76E-11	1.0E+06	2.8E-05
170	0.71866	1.47E-05	1.1E-05	6.05E-04	6.37E-09	0.08	4.71E-02	2.47E-11	1.0E+06	2.5E-05
171	4.89369	1.47E-05	7.2E-05	6.05E-04	4.34E-08	0.08	4.71E-02	1.68E-10	1.0E+06	1.7E-04
172	4.23822	1.47E-05	6.2E-05	6.05E-04	3.76E-08	0.08	4.71E-02	1.46E-10	1.0E+06	1.5E-04
173	3.5815	1.47E-05	5.2E-05	6.05E-04	3.18E-08	0.08	4.71E-02	1.23E-10	1.0E+06	1.2E-04
174	2.8665	1.47E-05	4.2E-05	6.05E-04	2.54E-08	0.08	4.71E-02	9.85E-11	1.0E+06	9.9E-05
175	2.55401	1.47E-05	3.7E-05	6.05E-04	2.27E-08	0.08	4.71E-02	8.78E-11	1.0E+06	8.8E-05
176	2.2436	1.47E-05	3.3E-05	6.05E-04	1.99E-08	0.08	4.71E-02	7.71E-11	1.0E+06	7.7E-05
177	1.86418	1.47E-05	2.7E-05	6.05E-04	1.65E-08	0.08	4.71E-02	6.41E-11	1.0E+06	6.4E-05
178	1.66048	1.47E-05	2.4E-05	6.05E-04	1.47E-08	0.08	4.71E-02	5.71E-11	1.0E+06	5.7E-05
179	1.49454	1.47E-05	2.2E-05	6.05E-04	1.33E-08	0.08	4.71E-02	5.14E-11	1.0E+06	5.1E-05
180	1.30111	1.47E-05	1.9E-05	6.05E-04	1.15E-08	0.08	4.71E-02	4.47E-11	1.0E+06	4.5E-05
181	1.15995	1.47E-05	1.7E-05	6.05E-04	1.03E-08	0.08	4.71E-02	3.99E-11	1.0E+06	4.0E-05
182	1.06517	1.47E-05	1.6E-05	6.05E-04	9.45E-09	0.08	4.71E-02	3.66E-11	1.0E+06	3.7E-05
183	0.95092	1.47E-05	1.4E-05	6.05E-04	8.43E-09	0.08	4.71E-02	3.27E-11	1.0E+06	3.3E-05
184	0.8363	1.47E-05	1.2E-05	6.05E-04	7.42E-09	0.08	4.71E-02	2.87E-11	1.0E+06	2.9E-05
185	0.77225	1.47E-05	1.1E-05	6.05E-04	6.85E-09	0.08	4.71E-02	2.65E-11	1.0E+06	2.7E-05
186	0.69601	1.47E-05	1.0E-05	6.05E-04	6.17E-09	0.08	4.71E-02	2.39E-11	1.0E+06	2.4E-05

Ventura Ranch

P3 (off) - Grading Haul or Vendor Risk

		Cancer Risk from 2 to 16 years								
Receptor #	Conc	g/sec	Cair	Dose Constant	Dose	ED	Risk Constant	Risk	Constant 2	Risk/ Million
187	4.36778	1.47E-05	6.4E-05	6.05E-04	3.87E-08	0.08	4.71E-02	1.50E-10	1.0E+06	1.5E-04
188	3.80089	1.47E-05	5.6E-05	6.05E-04	3.37E-08	0.08	4.71E-02	1.31E-10	1.0E+06	1.3E-04
189	3.22347	1.47E-05	4.7E-05	6.05E-04	2.86E-08	0.08	4.71E-02	1.11E-10	1.0E+06	1.1E-04
190	2.5863	1.47E-05	3.8E-05	6.05E-04	2.29E-08	0.08	4.71E-02	8.89E-11	1.0E+06	8.9E-05
191	2.31388	1.47E-05	3.4E-05	6.05E-04	2.05E-08	0.08	4.71E-02	7.95E-11	1.0E+06	8.0E-05
192	2.05249	1.47E-05	3.0E-05	6.05E-04	1.82E-08	0.08	4.71E-02	7.05E-11	1.0E+06	7.1E-05
193	1.71095	1.47E-05	2.5E-05	6.05E-04	1.52E-08	0.08	4.71E-02	5.88E-11	1.0E+06	5.9E-05
194	1.53079	1.47E-05	2.2E-05	6.05E-04	1.36E-08	0.08	4.71E-02	5.26E-11	1.0E+06	5.3E-05
195	1.38985	1.47E-05	2.0E-05	6.05E-04	1.23E-08	0.08	4.71E-02	4.78E-11	1.0E+06	4.8E-05
196	1.21992	1.47E-05	1.8E-05	6.05E-04	1.08E-08	0.08	4.71E-02	4.19E-11	1.0E+06	4.2E-05
197	1.09269	1.47E-05	1.6E-05	6.05E-04	9.69E-09	0.08	4.71E-02	3.76E-11	1.0E+06	3.8E-05
198	1.00881	1.47E-05	1.5E-05	6.05E-04	8.95E-09	0.08	4.71E-02	3.47E-11	1.0E+06	3.5E-05
199	0.90597	1.47E-05	1.3E-05	6.05E-04	8.04E-09	0.08	4.71E-02	3.11E-11	1.0E+06	3.1E-05
200	0.79278	1.47E-05	1.2E-05	6.05E-04	7.03E-09	0.08	4.71E-02	2.72E-11	1.0E+06	2.7E-05
201	0.73859	1.47E-05	1.1E-05	6.05E-04	6.55E-09	0.08	4.71E-02	2.54E-11	1.0E+06	2.5E-05
202	0.67144	1.47E-05	9.8E-06	6.05E-04	5.96E-09	0.08	4.71E-02	2.31E-11	1.0E+06	2.3E-05
203	3.9794	1.47E-05	5.8E-05	6.05E-04	3.53E-08	0.08	4.71E-02	1.37E-10	1.0E+06	1.4E-04
204	3.46719	1.47E-05	5.1E-05	6.05E-04	3.08E-08	0.08	4.71E-02	1.19E-10	1.0E+06	1.2E-04
205	2.95601	1.47E-05	4.3E-05	6.05E-04	2.62E-08	0.08	4.71E-02	1.02E-10	1.0E+06	1.0E-04
206	2.37539	1.47E-05	3.5E-05	6.05E-04	2.11E-08	0.08	4.71E-02	8.16E-11	1.0E+06	8.2E-05
207	2.11394	1.47E-05	3.1E-05	6.05E-04	1.87E-08	0.08	4.71E-02	7.26E-11	1.0E+06	7.3E-05
208	1.88754	1.47E-05	2.8E-05	6.05E-04	1.67E-08	0.08	4.71E-02	6.49E-11	1.0E+06	6.5E-05
209	1.58052	1.47E-05	2.3E-05	6.05E-04	1.40E-08	0.08	4.71E-02	5.43E-11	1.0E+06	5.4E-05
210	1.41196	1.47E-05	2.1E-05	6.05E-04	1.25E-08	0.08	4.71E-02	4.85E-11	1.0E+06	4.9E-05
211	1.28783	1.47E-05	1.9E-05	6.05E-04	1.14E-08	0.08	4.71E-02	4.43E-11	1.0E+06	4.4E-05
212	1.14851	1.47E-05	1.7E-05	6.05E-04	1.02E-08	0.08	4.71E-02	3.95E-11	1.0E+06	3.9E-05
213	1.03851	1.47E-05	1.5E-05	6.05E-04	9.21E-09	0.08	4.71E-02	3.57E-11	1.0E+06	3.6E-05
214	0.96226	1.47E-05	1.4E-05	6.05E-04	8.53E-09	0.08	4.71E-02	3.31E-11	1.0E+06	3.3E-05
215	0.86395	1.47E-05	1.3E-05	6.05E-04	7.66E-09	0.08	4.71E-02	2.97E-11	1.0E+06	3.0E-05
216	0.7513	1.47E-05	1.1E-05	6.05E-04	6.66E-09	0.08	4.71E-02	2.58E-11	1.0E+06	2.6E-05
217	0.70358	1.47E-05	1.0E-05	6.05E-04	6.24E-09	0.08	4.71E-02	2.42E-11	1.0E+06	2.4E-05

Ventura Ranch

P3 (off) - Grading Haul or Vendor Risk

		Cancer Risk from 2 to 16 years								
Receptor #	Conc	g/sec	Cair	Dose Constant	Dose	ED	Risk Constant	Risk	Constant 2	Risk/ Million
218	0.64811	1.47E-05	9.5E-06	6.05E-04	5.75E-09	0.08	4.71E-02	2.23E-11	1.0E+06	2.2E-05
219	3.66138	1.47E-05	5.4E-05	6.05E-04	3.25E-08	0.08	4.71E-02	1.26E-10	1.0E+06	1.3E-04
220	3.20101	1.47E-05	4.7E-05	6.05E-04	2.84E-08	0.08	4.71E-02	1.10E-10	1.0E+06	1.1E-04
221	2.73219	1.47E-05	4.0E-05	6.05E-04	2.42E-08	0.08	4.71E-02	9.39E-11	1.0E+06	9.4E-05
222	2.20339	1.47E-05	3.2E-05	6.05E-04	1.95E-08	0.08	4.71E-02	7.57E-11	1.0E+06	7.6E-05
223	1.94883	1.47E-05	2.9E-05	6.05E-04	1.73E-08	0.08	4.71E-02	6.70E-11	1.0E+06	6.7E-05
224	1.73834	1.47E-05	2.5E-05	6.05E-04	1.54E-08	0.08	4.71E-02	5.97E-11	1.0E+06	6.0E-05
225	1.48285	1.47E-05	2.2E-05	6.05E-04	1.32E-08	0.08	4.71E-02	5.10E-11	1.0E+06	5.1E-05
226	1.30979	1.47E-05	1.9E-05	6.05E-04	1.16E-08	0.08	4.71E-02	4.50E-11	1.0E+06	4.5E-05
227	1.1994	1.47E-05	1.8E-05	6.05E-04	1.06E-08	0.08	4.71E-02	4.12E-11	1.0E+06	4.1E-05
228	1.08286	1.47E-05	1.6E-05	6.05E-04	9.60E-09	0.08	4.71E-02	3.72E-11	1.0E+06	3.7E-05
229	0.99514	1.47E-05	1.5E-05	6.05E-04	8.83E-09	0.08	4.71E-02	3.42E-11	1.0E+06	3.4E-05
230	0.91976	1.47E-05	1.3E-05	6.05E-04	8.16E-09	0.08	4.71E-02	3.16E-11	1.0E+06	3.2E-05
231	0.80234	1.47E-05	1.2E-05	6.05E-04	7.12E-09	0.08	4.71E-02	2.76E-11	1.0E+06	2.8E-05
232	0.71245	1.47E-05	1.0E-05	6.05E-04	6.32E-09	0.08	4.71E-02	2.45E-11	1.0E+06	2.4E-05
233	0.67073	1.47E-05	9.8E-06	6.05E-04	5.95E-09	0.08	4.71E-02	2.31E-11	1.0E+06	2.3E-05
234	0.62035	1.47E-05	9.1E-06	6.05E-04	5.50E-09	0.08	4.71E-02	2.13E-11	1.0E+06	2.1E-05
235	3.39092	1.47E-05	5.0E-05	6.05E-04	3.01E-08	0.08	4.71E-02	1.17E-10	1.0E+06	1.2E-04
236	2.97217	1.47E-05	4.4E-05	6.05E-04	2.64E-08	0.08	4.71E-02	1.02E-10	1.0E+06	1.0E-04
237	2.54207	1.47E-05	3.7E-05	6.05E-04	2.25E-08	0.08	4.71E-02	8.74E-11	1.0E+06	8.7E-05
238	2.07519	1.47E-05	3.0E-05	6.05E-04	1.84E-08	0.08	4.71E-02	7.13E-11	1.0E+06	7.1E-05
239	1.80708	1.47E-05	2.6E-05	6.05E-04	1.60E-08	0.08	4.71E-02	6.21E-11	1.0E+06	6.2E-05
240	1.62604	1.47E-05	2.4E-05	6.05E-04	1.44E-08	0.08	4.71E-02	5.59E-11	1.0E+06	5.6E-05
241	1.41878	1.47E-05	2.1E-05	6.05E-04	1.26E-08	0.08	4.71E-02	4.88E-11	1.0E+06	4.9E-05
242	1.22129	1.47E-05	1.8E-05	6.05E-04	1.08E-08	0.08	4.71E-02	4.20E-11	1.0E+06	4.2E-05
243	1.12972	1.47E-05	1.7E-05	6.05E-04	1.00E-08	0.08	4.71E-02	3.88E-11	1.0E+06	3.9E-05
244	1.03008	1.47E-05	1.5E-05	6.05E-04	9.14E-09	0.08	4.71E-02	3.54E-11	1.0E+06	3.5E-05
245	0.95441	1.47E-05	1.4E-05	6.05E-04	8.47E-09	0.08	4.71E-02	3.28E-11	1.0E+06	3.3E-05
246	0.88044	1.47E-05	1.3E-05	6.05E-04	7.81E-09	0.08	4.71E-02	3.03E-11	1.0E+06	3.0E-05
247	0.73693	1.47E-05	1.1E-05	6.05E-04	6.54E-09	0.08	4.71E-02	2.53E-11	1.0E+06	2.5E-05
248	0.68162	1.47E-05	1.0E-05	6.05E-04	6.05E-09	0.08	4.71E-02	2.34E-11	1.0E+06	2.3E-05

Ventura Ranch

P3 (off) - Grading Haul or Vendor Risk

		Cancer Risk from 2 to 16 years								
Receptor #	Conc	g/sec	Cair	Dose Constant	Dose	ED	Risk Constant	Risk	Constant 2	Risk/ Million
249	0.63868	1.47E-05	9.4E-06	6.05E-04	5.66E-09	0.08	4.71E-02	2.19E-11	1.0E+06	2.2E-05
250	0.59265	1.47E-05	8.7E-06	6.05E-04	5.26E-09	0.08	4.71E-02	2.04E-11	1.0E+06	2.0E-05
251	3.19575	1.47E-05	4.7E-05	6.05E-04	2.83E-08	0.08	4.71E-02	1.10E-10	1.0E+06	1.1E-04
252	2.76951	1.47E-05	4.1E-05	6.05E-04	2.46E-08	0.08	4.71E-02	9.52E-11	1.0E+06	9.5E-05
253	2.38914	1.47E-05	3.5E-05	6.05E-04	2.12E-08	0.08	4.71E-02	8.21E-11	1.0E+06	8.2E-05
254	2.00279	1.47E-05	2.9E-05	6.05E-04	1.78E-08	0.08	4.71E-02	6.88E-11	1.0E+06	6.9E-05
255	1.68993	1.47E-05	2.5E-05	6.05E-04	1.50E-08	0.08	4.71E-02	5.81E-11	1.0E+06	5.8E-05
256	1.53663	1.47E-05	2.3E-05	6.05E-04	1.36E-08	0.08	4.71E-02	5.28E-11	1.0E+06	5.3E-05
257	1.364	1.47E-05	2.0E-05	6.05E-04	1.21E-08	0.08	4.71E-02	4.69E-11	1.0E+06	4.7E-05
258	1.1574	1.47E-05	1.7E-05	6.05E-04	1.03E-08	0.08	4.71E-02	3.98E-11	1.0E+06	4.0E-05
259	1.06634	1.47E-05	1.6E-05	6.05E-04	9.46E-09	0.08	4.71E-02	3.66E-11	1.0E+06	3.7E-05
260	0.97769	1.47E-05	1.4E-05	6.05E-04	8.67E-09	0.08	4.71E-02	3.36E-11	1.0E+06	3.4E-05
261	0.90503	1.47E-05	1.3E-05	6.05E-04	8.03E-09	0.08	4.71E-02	3.11E-11	1.0E+06	3.1E-05
262	0.84018	1.47E-05	1.2E-05	6.05E-04	7.45E-09	0.08	4.71E-02	2.89E-11	1.0E+06	2.9E-05
263	0.7006	1.47E-05	1.0E-05	6.05E-04	6.21E-09	0.08	4.71E-02	2.41E-11	1.0E+06	2.4E-05
264	0.6597	1.47E-05	9.7E-06	6.05E-04	5.85E-09	0.08	4.71E-02	2.27E-11	1.0E+06	2.3E-05
265	0.60324	1.47E-05	8.8E-06	6.05E-04	5.35E-09	0.08	4.71E-02	2.07E-11	1.0E+06	2.1E-05
266	0.55813	1.47E-05	8.2E-06	6.05E-04	4.95E-09	0.08	4.71E-02	1.92E-11	1.0E+06	1.9E-05
267	3.11959	1.47E-05	4.6E-05	6.05E-04	2.77E-08	0.08	4.71E-02	1.07E-10	1.0E+06	1.1E-04
268	2.58145	1.47E-05	3.8E-05	6.05E-04	2.29E-08	0.08	4.71E-02	8.87E-11	1.0E+06	8.9E-05
269	2.26569	1.47E-05	3.3E-05	6.05E-04	2.01E-08	0.08	4.71E-02	7.79E-11	1.0E+06	7.8E-05
270	1.95614	1.47E-05	2.9E-05	6.05E-04	1.73E-08	0.08	4.71E-02	6.72E-11	1.0E+06	6.7E-05
271	1.60196	1.47E-05	2.3E-05	6.05E-04	1.42E-08	0.08	4.71E-02	5.51E-11	1.0E+06	5.5E-05
272	1.45263	1.47E-05	2.1E-05	6.05E-04	1.29E-08	0.08	4.71E-02	4.99E-11	1.0E+06	5.0E-05
273	1.30412	1.47E-05	1.9E-05	6.05E-04	1.16E-08	0.08	4.71E-02	4.48E-11	1.0E+06	4.5E-05
274	1.13089	1.47E-05	1.7E-05	6.05E-04	1.00E-08	0.08	4.71E-02	3.89E-11	1.0E+06	3.9E-05
275	1.00821	1.47E-05	1.5E-05	6.05E-04	8.94E-09	0.08	4.71E-02	3.46E-11	1.0E+06	3.5E-05
276	0.93564	1.47E-05	1.4E-05	6.05E-04	8.30E-09	0.08	4.71E-02	3.22E-11	1.0E+06	3.2E-05
277	0.84125	1.47E-05	1.2E-05	6.05E-04	7.46E-09	0.08	4.71E-02	2.89E-11	1.0E+06	2.9E-05
278	0.75547	1.47E-05	1.1E-05	6.05E-04	6.70E-09	0.08	4.71E-02	2.60E-11	1.0E+06	2.6E-05
279	0.68855	1.47E-05	1.0E-05	6.05E-04	6.11E-09	0.08	4.71E-02	2.37E-11	1.0E+06	2.4E-05

Ventura Ranch

P3 (off) - Grading Haul or Vendor Risk

							Cancer Risk from 2 to 16 years			
Receptor #	Conc	g/sec	Cair	Dose Constant	Dose	ED	Risk Constant	Risk	Constant 2	Risk/ Million
280	0.64515	1.47E-05	9.5E-06	6.05E-04	5.72E-09	0.08	4.71E-02	2.22E-11	1.0E+06	2.2E-05
281	0.5882	1.47E-05	8.6E-06	6.05E-04	5.22E-09	0.08	4.71E-02	2.02E-11	1.0E+06	2.0E-05
282	0.54895	1.47E-05	8.0E-06	6.05E-04	4.87E-09	0.08	4.71E-02	1.89E-11	1.0E+06	1.9E-05
283	3.12407	1.47E-05	4.6E-05	6.05E-04	2.77E-08	0.08	4.71E-02	1.07E-10	1.0E+06	1.1E-04
284	2.44466	1.47E-05	3.6E-05	6.05E-04	2.17E-08	0.08	4.71E-02	8.40E-11	1.0E+06	8.4E-05
285	2.17069	1.47E-05	3.2E-05	6.05E-04	1.93E-08	0.08	4.71E-02	7.46E-11	1.0E+06	7.5E-05
286	1.88906	1.47E-05	2.8E-05	6.05E-04	1.68E-08	0.08	4.71E-02	6.49E-11	1.0E+06	6.5E-05
287	1.56333	1.47E-05	2.3E-05	6.05E-04	1.39E-08	0.08	4.71E-02	5.37E-11	1.0E+06	5.4E-05
288	1.37606	1.47E-05	2.0E-05	6.05E-04	1.22E-08	0.08	4.71E-02	4.73E-11	1.0E+06	4.7E-05
289	1.25716	1.47E-05	1.8E-05	6.05E-04	1.12E-08	0.08	4.71E-02	4.32E-11	1.0E+06	4.3E-05
290	1.11964	1.47E-05	1.6E-05	6.05E-04	9.93E-09	0.08	4.71E-02	3.85E-11	1.0E+06	3.8E-05
291	0.96908	1.47E-05	1.4E-05	6.05E-04	8.60E-09	0.08	4.71E-02	3.33E-11	1.0E+06	3.3E-05
292	0.89906	1.47E-05	1.3E-05	6.05E-04	7.97E-09	0.08	4.71E-02	3.09E-11	1.0E+06	3.1E-05
293	0.81305	1.47E-05	1.2E-05	6.05E-04	7.21E-09	0.08	4.71E-02	2.79E-11	1.0E+06	2.8E-05
294	0.74039	1.47E-05	1.1E-05	6.05E-04	6.57E-09	0.08	4.71E-02	2.54E-11	1.0E+06	2.5E-05
295	0.68021	1.47E-05	1.0E-05	6.05E-04	6.03E-09	0.08	4.71E-02	2.34E-11	1.0E+06	2.3E-05
296	0.63215	1.47E-05	9.3E-06	6.05E-04	5.61E-09	0.08	4.71E-02	2.17E-11	1.0E+06	2.2E-05
297	0.58027	1.47E-05	8.5E-06	6.05E-04	5.15E-09	0.08	4.71E-02	1.99E-11	1.0E+06	2.0E-05
298	0.53761	1.47E-05	7.9E-06	6.05E-04	4.77E-09	0.08	4.71E-02	1.85E-11	1.0E+06	1.8E-05
299	2.3673	1.47E-05	3.5E-05	6.05E-04	2.10E-08	0.08	4.71E-02	8.14E-11	1.0E+06	8.1E-05
300	2.07588	1.47E-05	3.0E-05	6.05E-04	1.84E-08	0.08	4.71E-02	7.13E-11	1.0E+06	7.1E-05
301	1.84684	1.47E-05	2.7E-05	6.05E-04	1.64E-08	0.08	4.71E-02	6.35E-11	1.0E+06	6.3E-05
302	1.60304	1.47E-05	2.3E-05	6.05E-04	1.42E-08	0.08	4.71E-02	5.51E-11	1.0E+06	5.5E-05
303	1.38056	1.47E-05	2.0E-05	6.05E-04	1.22E-08	0.08	4.71E-02	4.74E-11	1.0E+06	4.7E-05
304	1.21221	1.47E-05	1.8E-05	6.05E-04	1.08E-08	0.08	4.71E-02	4.17E-11	1.0E+06	4.2E-05
305	1.07733	1.47E-05	1.6E-05	6.05E-04	9.56E-09	0.08	4.71E-02	3.70E-11	1.0E+06	3.7E-05
306	0.95597	1.47E-05	1.4E-05	6.05E-04	8.48E-09	0.08	4.71E-02	3.29E-11	1.0E+06	3.3E-05
307	0.87173	1.47E-05	1.3E-05	6.05E-04	7.73E-09	0.08	4.71E-02	3.00E-11	1.0E+06	3.0E-05
308	0.79628	1.47E-05	1.2E-05	6.05E-04	7.06E-09	0.08	4.71E-02	2.74E-11	1.0E+06	2.7E-05

Ventura Ranch

P3 (off) - Grading Haul or Vendor Risk

		Cancer Risk from 2 to 16 years								
Receptor #	Conc	g/sec	Cair	Dose Constant	Dose	ED	Risk Constant	Risk	Constant 2	Risk/ Million
309	0.71892	1.47E-05	1.1E-05	6.05E-04	6.38E-09	0.08	4.71E-02	2.47E-11	1.0E+06	2.5E-05
310	0.66416	1.47E-05	9.7E-06	6.05E-04	5.89E-09	0.08	4.71E-02	2.28E-11	1.0E+06	2.3E-05
311	0.62531	1.47E-05	9.2E-06	6.05E-04	5.55E-09	0.08	4.71E-02	2.15E-11	1.0E+06	2.1E-05
312	0.58519	1.47E-05	8.6E-06	6.05E-04	5.19E-09	0.08	4.71E-02	2.01E-11	1.0E+06	2.0E-05
313	0.52414	1.47E-05	7.7E-06	6.05E-04	4.65E-09	0.08	4.71E-02	1.80E-11	1.0E+06	1.8E-05
314	2.42625	1.47E-05	3.6E-05	6.05E-04	2.15E-08	0.08	4.71E-02	8.34E-11	1.0E+06	8.3E-05
315	1.96962	1.47E-05	2.9E-05	6.05E-04	1.75E-08	0.08	4.71E-02	6.77E-11	1.0E+06	6.8E-05
316	1.77895	1.47E-05	2.6E-05	6.05E-04	1.58E-08	0.08	4.71E-02	6.11E-11	1.0E+06	6.1E-05
317	1.55978	1.47E-05	2.3E-05	6.05E-04	1.38E-08	0.08	4.71E-02	5.36E-11	1.0E+06	5.4E-05
318	1.27319	1.47E-05	1.9E-05	6.05E-04	1.13E-08	0.08	4.71E-02	4.38E-11	1.0E+06	4.4E-05
319	1.16767	1.47E-05	1.7E-05	6.05E-04	1.04E-08	0.08	4.71E-02	4.01E-11	1.0E+06	4.0E-05
320	1.05803	1.47E-05	1.6E-05	6.05E-04	9.38E-09	0.08	4.71E-02	3.64E-11	1.0E+06	3.6E-05
321	0.91141	1.47E-05	1.3E-05	6.05E-04	8.08E-09	0.08	4.71E-02	3.13E-11	1.0E+06	3.1E-05
322	0.84743	1.47E-05	1.2E-05	6.05E-04	7.52E-09	0.08	4.71E-02	2.91E-11	1.0E+06	2.9E-05
323	0.7818	1.47E-05	1.1E-05	6.05E-04	6.93E-09	0.08	4.71E-02	2.69E-11	1.0E+06	2.7E-05
324	0.7093	1.47E-05	1.0E-05	6.05E-04	6.29E-09	0.08	4.71E-02	2.44E-11	1.0E+06	2.4E-05
325	0.65216	1.47E-05	9.6E-06	6.05E-04	5.78E-09	0.08	4.71E-02	2.24E-11	1.0E+06	2.2E-05
326	0.61721	1.47E-05	9.0E-06	6.05E-04	5.47E-09	0.08	4.71E-02	2.12E-11	1.0E+06	2.1E-05
327	0.57761	1.47E-05	8.5E-06	6.05E-04	5.12E-09	0.08	4.71E-02	1.99E-11	1.0E+06	2.0E-05
328	0.5113	1.47E-05	7.5E-06	6.05E-04	4.53E-09	0.08	4.71E-02	1.76E-11	1.0E+06	1.8E-05
329	2.4358	1.47E-05	3.6E-05	6.05E-04	2.16E-08	0.08	4.71E-02	8.37E-11	1.0E+06	8.4E-05
330	1.87806	1.47E-05	2.8E-05	6.05E-04	1.67E-08	0.08	4.71E-02	6.45E-11	1.0E+06	6.5E-05
331	1.69884	1.47E-05	2.5E-05	6.05E-04	1.51E-08	0.08	4.71E-02	5.84E-11	1.0E+06	5.8E-05
332	1.50216	1.47E-05	2.2E-05	6.05E-04	1.33E-08	0.08	4.71E-02	5.16E-11	1.0E+06	5.2E-05
333	1.24376	1.47E-05	1.8E-05	6.05E-04	1.10E-08	0.08	4.71E-02	4.27E-11	1.0E+06	4.3E-05
334	1.13765	1.47E-05	1.7E-05	6.05E-04	1.01E-08	0.08	4.71E-02	3.91E-11	1.0E+06	3.9E-05
335	1.04077	1.47E-05	1.5E-05	6.05E-04	9.23E-09	0.08	4.71E-02	3.58E-11	1.0E+06	3.6E-05
336	0.90045	1.47E-05	1.3E-05	6.05E-04	7.99E-09	0.08	4.71E-02	3.09E-11	1.0E+06	3.1E-05
337	0.83257	1.47E-05	1.2E-05	6.05E-04	7.38E-09	0.08	4.71E-02	2.86E-11	1.0E+06	2.9E-05
338	0.77573	1.47E-05	1.1E-05	6.05E-04	6.88E-09	0.08	4.71E-02	2.67E-11	1.0E+06	2.7E-05
339	0.70836	1.47E-05	1.0E-05	6.05E-04	6.28E-09	0.08	4.71E-02	2.43E-11	1.0E+06	2.4E-05

Ventura Ranch

P3 (off) - Grading Haul or Vendor Risk

		Cancer Risk from 2 to 16 years								
Receptor #	Conc	g/sec	Cair	Dose Constant	Dose	ED	Risk Constant	Risk	Constant 2	Risk/ Million
340	0.64247	1.47E-05	9.4E-06	6.05E-04	5.70E-09	0.08	4.71E-02	2.21E-11	1.0E+06	2.2E-05
341	0.60896	1.47E-05	8.9E-06	6.05E-04	5.40E-09	0.08	4.71E-02	2.09E-11	1.0E+06	2.1E-05
342	0.56955	1.47E-05	8.3E-06	6.05E-04	5.05E-09	0.08	4.71E-02	1.96E-11	1.0E+06	2.0E-05
343	0.50006	1.47E-05	7.3E-06	6.05E-04	4.44E-09	0.08	4.71E-02	1.72E-11	1.0E+06	1.7E-05
344	0.4431	1.47E-05	6.5E-06	6.05E-04	3.93E-09	0.08	4.71E-02	1.52E-11	1.0E+06	1.5E-05
345	2.34	1.47E-05	3.4E-05	6.05E-04	2.08E-08	0.08	4.71E-02	8.04E-11	1.0E+06	8.0E-05
346	1.79496	1.47E-05	2.6E-05	6.05E-04	1.59E-08	0.08	4.71E-02	6.17E-11	1.0E+06	6.2E-05
347	1.62381	1.47E-05	2.4E-05	6.05E-04	1.44E-08	0.08	4.71E-02	5.58E-11	1.0E+06	5.6E-05
348	1.44603	1.47E-05	2.1E-05	6.05E-04	1.28E-08	0.08	4.71E-02	4.97E-11	1.0E+06	5.0E-05
349	1.22519	1.47E-05	1.8E-05	6.05E-04	1.09E-08	0.08	4.71E-02	4.21E-11	1.0E+06	4.2E-05
350	1.11205	1.47E-05	1.6E-05	6.05E-04	9.86E-09	0.08	4.71E-02	3.82E-11	1.0E+06	3.8E-05
351	1.0191	1.47E-05	1.5E-05	6.05E-04	9.04E-09	0.08	4.71E-02	3.50E-11	1.0E+06	3.5E-05
352	0.90144	1.47E-05	1.3E-05	6.05E-04	8.00E-09	0.08	4.71E-02	3.10E-11	1.0E+06	3.1E-05
353	0.82225	1.47E-05	1.2E-05	6.05E-04	7.29E-09	0.08	4.71E-02	2.83E-11	1.0E+06	2.8E-05
354	0.76898	1.47E-05	1.1E-05	6.05E-04	6.82E-09	0.08	4.71E-02	2.64E-11	1.0E+06	2.6E-05
355	0.70553	1.47E-05	1.0E-05	6.05E-04	6.26E-09	0.08	4.71E-02	2.42E-11	1.0E+06	2.4E-05
356	0.63303	1.47E-05	9.3E-06	6.05E-04	5.61E-09	0.08	4.71E-02	2.18E-11	1.0E+06	2.2E-05
357	0.60153	1.47E-05	8.8E-06	6.05E-04	5.34E-09	0.08	4.71E-02	2.07E-11	1.0E+06	2.1E-05
358	0.56302	1.47E-05	8.3E-06	6.05E-04	4.99E-09	0.08	4.71E-02	1.93E-11	1.0E+06	1.9E-05
359	0.49987	1.47E-05	7.3E-06	6.05E-04	4.43E-09	0.08	4.71E-02	1.72E-11	1.0E+06	1.7E-05
360	0.43163	1.47E-05	6.3E-06	6.05E-04	3.83E-09	0.08	4.71E-02	1.48E-11	1.0E+06	1.5E-05

Ventura Ranch

P2 (off) - Grading Haul or Vendor Risk

Max Cancer Risk Cancer Risk	
Receptor #	**Total Risk/ Million**
1	9.4E-06
2	8.9E-06
3	8.5E-06
4	8.2E-06
5	7.9E-06
6	7.4E-06
7	7.0E-06
8	6.5E-06
9	6.0E-06
10	5.5E-06
11	5.1E-06
12	4.6E-06
13	4.2E-06
14	3.8E-06
15	3.5E-06
16	3.3E-06
17	2.8E-06
18	2.6E-06
19	2.3E-06
20	2.1E-06
21	1.9E-06
22	7.2E-06
23	6.7E-06
24	6.2E-06
25	5.8E-06
26	5.3E-06
27	4.8E-06
28	4.3E-06
29	4.0E-06
30	3.8E-06
31	3.2E-06

Max	**Receptor #**	
0.001	93	Res

Chronic Non Cancer Risk	
REL	**HI Offroad**
5	8.01E-07
5	7.60E-07
5	7.28E-07
5	6.99E-07
5	6.71E-07
5	6.34E-07
5	5.95E-07
5	5.58E-07
5	5.15E-07
5	4.72E-07
5	4.32E-07
5	3.95E-07
5	3.59E-07
5	3.26E-07
5	3.02E-07
5	2.81E-07
5	2.38E-07
5	2.24E-07
5	1.98E-07
5	1.83E-07
5	1.66E-07
5	6.13E-07
5	5.73E-07
5	5.33E-07
5	4.93E-07
5	4.53E-07
5	4.10E-07
5	3.69E-07
5	3.38E-07
5	3.22E-07
5	2.69E-07

Max	**Receptor #**	
6.142E-05	93	Res

Ventura Ranch

P2 (off) - Grading Haul or Vendor Risk

Max Cancer Risk Cancer Risk		*Chronic Non Cancer Risk*	
Receptor #	Total Risk/ Million	REL	HI Offroad
32	2.4E-06	5	2.06E-07
33	2.4E-06	5	2.01E-07
34	2.4E-06	5	2.05E-07
35	4.5E-06	5	3.87E-07
36	3.9E-06	5	3.35E-07
37	2.1E-05	5	1.76E-06
38	1.8E-05	5	1.53E-06
39	1.6E-05	5	1.35E-06
40	1.4E-05	5	1.21E-06
41	2.3E-05	5	1.94E-06
42	2.0E-05	5	1.67E-06
43	1.7E-05	5	1.46E-06
44	1.5E-05	5	1.31E-06
45	1.4E-05	5	1.19E-06
46	7.9E-06	5	6.71E-07
47	7.3E-06	5	6.22E-07
48	2.2E-05	5	1.84E-06
49	1.9E-05	5	1.60E-06
50	1.7E-05	5	1.41E-06
51	1.5E-05	5	1.29E-06
52	8.3E-06	5	7.07E-07
53	7.6E-06	5	6.51E-07
54	7.1E-06	5	6.09E-07
55	2.1E-05	5	1.76E-06
56	1.8E-05	5	1.55E-06
57	1.6E-05	5	1.40E-06
58	1.5E-05	5	1.29E-06
59	8.7E-06	5	7.45E-07
60	8.1E-06	5	6.88E-07
61	7.5E-06	5	6.40E-07
62	9.2E-06	5	7.85E-07

Ventura Ranch

P2 (off) - Grading Haul or Vendor Risk

Max Cancer Risk Cancer Risk		*Chronic Non Cancer Risk*	
Receptor #	Total Risk/ Million	REL	HI Offroad
63	8.5E-06	5	7.26E-07
64	7.8E-06	5	6.68E-07
65	9.0E-06	5	7.64E-07
66	3.5E-05	5	2.97E-06
67	2.9E-05	5	2.44E-06
68	4.4E-06	5	3.76E-07
69	3.6E-06	5	3.08E-07
70	3.1E-06	5	2.68E-07
71	2.9E-06	5	2.44E-07
72	4.1E-05	5	3.46E-06
73	3.3E-05	5	2.80E-06
74	5.5E-06	5	4.69E-07
75	4.7E-06	5	3.99E-07
76	3.9E-06	5	3.30E-07
77	3.4E-06	5	2.87E-07
78	3.2E-06	5	2.69E-07
79	4.8E-05	5	4.14E-06
80	3.8E-05	5	3.27E-06
81	5.5E-06	5	4.73E-07
82	5.0E-06	5	4.24E-07
83	4.6E-06	5	3.91E-07
84	4.5E-06	5	3.80E-07
85	3.8E-06	5	3.28E-07
86	6.0E-05	5	5.10E-06
87	4.4E-05	5	3.79E-06
88	5.5E-06	5	4.66E-07
89	5.4E-04	5	4.57E-05
90	3.9E-04	5	3.36E-05
91	6.3E-04	5	5.34E-05
92	3.8E-04	5	3.28E-05
93	7.2E-04	5	6.14E-05

Ventura Ranch
P2 (off) - Grading Haul or Vendor Risk

Max Cancer Risk Cancer Risk		*Chronic Non Cancer Risk*	
Receptor #	Total Risk/ Million	REL	HI Offroad
94	4.5E-04	5	3.82E-05
95	3.1E-04	5	2.66E-05
96	2.3E-04	5	1.95E-05
97	1.7E-04	5	1.46E-05
98	1.3E-04	5	1.14E-05
99	4.7E-04	5	4.03E-05
100	3.4E-04	5	2.90E-05
101	2.6E-04	5	2.19E-05
102	2.0E-04	5	1.70E-05
103	1.6E-04	5	1.33E-05
104	1.2E-04	5	1.05E-05
105	9.9E-05	5	8.45E-06
106	8.1E-05	5	6.92E-06
107	6.8E-05	5	5.80E-06
108	5.8E-05	5	4.93E-06
109	3.5E-04	5	2.99E-05
110	2.7E-04	5	2.31E-05
111	2.1E-04	5	1.83E-05
112	1.7E-04	5	1.43E-05
113	1.4E-04	5	1.17E-05
114	1.1E-04	5	9.74E-06
115	9.4E-05	5	8.01E-06
116	7.8E-05	5	6.69E-06
117	6.6E-05	5	5.66E-06
118	5.6E-05	5	4.82E-06
119	4.8E-05	5	4.11E-06
120	4.1E-05	5	3.53E-06
121	3.6E-05	5	3.07E-06
122	3.1E-05	5	2.66E-06
123	2.8E-04	5	2.36E-05
124	2.2E-04	5	1.91E-05

Ventura Ranch

P2 (off) - Grading Haul or Vendor Risk

Max Cancer Risk Cancer Risk		*Chronic Non Cancer Risk*	
Receptor #	Total Risk/ Million	REL	HI Offroad
125	1.8E-04	5	1.55E-05
126	1.4E-04	5	1.22E-05
127	1.2E-04	5	1.03E-05
128	1.0E-04	5	8.82E-06
129	8.3E-05	5	7.11E-06
130	7.2E-05	5	6.11E-06
131	6.3E-05	5	5.36E-06
132	5.4E-05	5	4.62E-06
133	4.7E-05	5	4.03E-06
134	4.2E-05	5	3.56E-06
135	3.7E-05	5	3.12E-06
136	3.2E-05	5	2.73E-06
137	2.8E-05	5	2.41E-06
138	2.5E-05	5	2.10E-06
139	2.3E-04	5	1.94E-05
140	1.9E-04	5	1.62E-05
141	1.6E-04	5	1.34E-05
142	1.2E-04	5	1.06E-05
143	1.1E-04	5	9.26E-06
144	9.3E-05	5	7.96E-06
145	7.6E-05	5	6.47E-06
146	6.7E-05	5	5.68E-06
147	5.9E-05	5	5.03E-06
148	5.1E-05	5	4.31E-06
149	4.5E-05	5	3.81E-06
150	4.0E-05	5	3.44E-06
151	3.6E-05	5	3.03E-06
152	3.1E-05	5	2.66E-06
153	2.8E-05	5	2.42E-06
154	2.5E-05	5	2.14E-06
155	1.9E-04	5	1.65E-05

Ventura Ranch
P2 (off) - Grading Haul or Vendor Risk

Max Cancer Risk Cancer Risk		*Chronic Non Cancer Risk*	
Receptor #	Total Risk/ Million	REL	HI Offroad
156	1.6E-04	5	1.41E-05
157	1.4E-04	5	1.18E-05
158	1.1E-04	5	9.38E-06
159	9.7E-05	5	8.32E-06
160	8.5E-05	5	7.22E-06
161	7.0E-05	5	5.93E-06
162	6.2E-05	5	5.26E-06
163	5.5E-05	5	4.71E-06
164	4.8E-05	5	4.07E-06
165	4.2E-05	5	3.62E-06
166	3.9E-05	5	3.30E-06
167	3.4E-05	5	2.92E-06
168	3.0E-05	5	2.57E-06
169	2.8E-05	5	2.36E-06
170	2.5E-05	5	2.11E-06
171	1.7E-04	5	1.43E-05
172	1.5E-04	5	1.24E-05
173	1.2E-04	5	1.05E-05
174	9.9E-05	5	8.40E-06
175	8.8E-05	5	7.49E-06
176	7.7E-05	5	6.58E-06
177	6.4E-05	5	5.47E-06
178	5.7E-05	5	4.87E-06
179	5.1E-05	5	4.38E-06
180	4.5E-05	5	3.81E-06
181	4.0E-05	5	3.40E-06
182	3.7E-05	5	3.12E-06
183	3.3E-05	5	2.79E-06
184	2.9E-05	5	2.45E-06
185	2.7E-05	5	2.26E-06
186	2.4E-05	5	2.04E-06

Ventura Ranch

P2 (off) - Grading Haul or Vendor Risk

Max Cancer Risk Cancer Risk		*Chronic Non Cancer Risk*	
Receptor #	Total Risk/ Million	REL	HI Offroad
187	1.5E-04	5	1.28E-05
188	1.3E-04	5	1.11E-05
189	1.1E-04	5	9.45E-06
190	8.9E-05	5	7.58E-06
191	8.0E-05	5	6.78E-06
192	7.1E-05	5	6.02E-06
193	5.9E-05	5	5.02E-06
194	5.3E-05	5	4.49E-06
195	4.8E-05	5	4.07E-06
196	4.2E-05	5	3.58E-06
197	3.8E-05	5	3.20E-06
198	3.5E-05	5	2.96E-06
199	3.1E-05	5	2.66E-06
200	2.7E-05	5	2.32E-06
201	2.5E-05	5	2.17E-06
202	2.3E-05	5	1.97E-06
203	1.4E-04	5	1.17E-05
204	1.2E-04	5	1.02E-05
205	1.0E-04	5	8.67E-06
206	8.2E-05	5	6.96E-06
207	7.3E-05	5	6.20E-06
208	6.5E-05	5	5.53E-06
209	5.4E-05	5	4.63E-06
210	4.9E-05	5	4.14E-06
211	4.4E-05	5	3.78E-06
212	3.9E-05	5	3.37E-06
213	3.6E-05	5	3.04E-06
214	3.3E-05	5	2.82E-06
215	3.0E-05	5	2.53E-06
216	2.6E-05	5	2.20E-06
217	2.4E-05	5	2.06E-06

Ventura Ranch
P2 (off) - Grading Haul or Vendor Risk

Max Cancer Risk Cancer Risk		*Chronic Non Cancer Risk*	
Receptor #	Total Risk/ Million	REL	HI Offroad
218	2.2E-05	5	1.90E-06
219	1.3E-04	5	1.07E-05
220	1.1E-04	5	9.38E-06
221	9.4E-05	5	8.01E-06
222	7.6E-05	5	6.46E-06
223	6.7E-05	5	5.71E-06
224	6.0E-05	5	5.10E-06
225	5.1E-05	5	4.35E-06
226	4.5E-05	5	3.84E-06
227	4.1E-05	5	3.52E-06
228	3.7E-05	5	3.17E-06
229	3.4E-05	5	2.92E-06
230	3.2E-05	5	2.70E-06
231	2.8E-05	5	2.35E-06
232	2.4E-05	5	2.09E-06
233	2.3E-05	5	1.97E-06
234	2.1E-05	5	1.82E-06
235	1.2E-04	5	9.94E-06
236	1.0E-04	5	8.71E-06
237	8.7E-05	5	7.45E-06
238	7.1E-05	5	6.08E-06
239	6.2E-05	5	5.30E-06
240	5.6E-05	5	4.77E-06
241	4.9E-05	5	4.16E-06
242	4.2E-05	5	3.58E-06
243	3.9E-05	5	3.31E-06
244	3.5E-05	5	3.02E-06
245	3.3E-05	5	2.80E-06
246	3.0E-05	5	2.58E-06
247	2.5E-05	5	2.16E-06
248	2.3E-05	5	2.00E-06

Ventura Ranch
P2 (off) - Grading Haul or Vendor Risk

Max Cancer Risk Cancer Risk		*Chronic Non Cancer Risk*	
Receptor #	Total Risk/ Million	REL	HI Offroad
249	2.2E-05	5	1.87E-06
250	2.0E-05	5	1.74E-06
251	1.1E-04	5	9.37E-06
252	9.5E-05	5	8.12E-06
253	8.2E-05	5	7.00E-06
254	6.9E-05	5	5.87E-06
255	5.8E-05	5	4.95E-06
256	5.3E-05	5	4.50E-06
257	4.7E-05	5	4.00E-06
258	4.0E-05	5	3.39E-06
259	3.7E-05	5	3.13E-06
260	3.4E-05	5	2.87E-06
261	3.1E-05	5	2.65E-06
262	2.9E-05	5	2.46E-06
263	2.4E-05	5	2.05E-06
264	2.3E-05	5	1.93E-06
265	2.1E-05	5	1.77E-06
266	1.9E-05	5	1.64E-06
267	1.1E-04	5	9.15E-06
268	8.9E-05	5	7.57E-06
269	7.8E-05	5	6.64E-06
270	6.7E-05	5	5.73E-06
271	5.5E-05	5	4.70E-06
272	5.0E-05	5	4.26E-06
273	4.5E-05	5	3.82E-06
274	3.9E-05	5	3.32E-06
275	3.5E-05	5	2.96E-06
276	3.2E-05	5	2.74E-06
277	2.9E-05	5	2.47E-06
278	2.6E-05	5	2.21E-06
279	2.4E-05	5	2.02E-06

Ventura Ranch
P2 (off) - Grading Haul or Vendor Risk

Max Cancer Risk Cancer Risk		*Chronic Non Cancer Risk*	
Receptor #	Total Risk/ Million	REL	HI Offroad
280	2.2E-05	5	1.89E-06
281	2.0E-05	5	1.72E-06
282	1.9E-05	5	1.61E-06
283	1.1E-04	5	9.16E-06
284	8.4E-05	5	7.17E-06
285	7.5E-05	5	6.36E-06
286	6.5E-05	5	5.54E-06
287	5.4E-05	5	4.58E-06
288	4.7E-05	5	4.03E-06
289	4.3E-05	5	3.69E-06
290	3.8E-05	5	3.28E-06
291	3.3E-05	5	2.84E-06
292	3.1E-05	5	2.64E-06
293	2.8E-05	5	2.38E-06
294	2.5E-05	5	2.17E-06
295	2.3E-05	5	1.99E-06
296	2.2E-05	5	1.85E-06
297	2.0E-05	5	1.70E-06
298	1.8E-05	5	1.58E-06
299	8.1E-05	5	6.94E-06
300	7.1E-05	5	6.09E-06
301	6.3E-05	5	5.41E-06
302	5.5E-05	5	4.70E-06
303	4.7E-05	5	4.05E-06
304	4.2E-05	5	3.55E-06
305	3.7E-05	5	3.16E-06
306	3.3E-05	5	2.80E-06
307	3.0E-05	5	2.56E-06
308	2.7E-05	5	2.33E-06

Ventura Ranch
P2 (off) - Grading Haul or Vendor Risk

Max Cancer Risk Cancer Risk		*Chronic Non Cancer Risk*	
Receptor #	Total Risk/ Million	REL	HI Offroad
309	2.5E-05	5	2.11E-06
310	2.3E-05	5	1.95E-06
311	2.1E-05	5	1.83E-06
312	2.0E-05	5	1.72E-06
313	1.8E-05	5	1.54E-06
314	8.3E-05	5	7.11E-06
315	6.8E-05	5	5.77E-06
316	6.1E-05	5	5.22E-06
317	5.4E-05	5	4.57E-06
318	4.4E-05	5	3.73E-06
319	4.0E-05	5	3.42E-06
320	3.6E-05	5	3.10E-06
321	3.1E-05	5	2.67E-06
322	2.9E-05	5	2.48E-06
323	2.7E-05	5	2.29E-06
324	2.4E-05	5	2.08E-06
325	2.2E-05	5	1.91E-06
326	2.1E-05	5	1.81E-06
327	2.0E-05	5	1.69E-06
328	1.8E-05	5	1.50E-06
329	8.4E-05	5	7.14E-06
330	6.5E-05	5	5.51E-06
331	5.8E-05	5	4.98E-06
332	5.2E-05	5	4.40E-06
333	4.3E-05	5	3.65E-06
334	3.9E-05	5	3.34E-06
335	3.6E-05	5	3.05E-06
336	3.1E-05	5	2.64E-06
337	2.9E-05	5	2.44E-06
338	2.7E-05	5	2.27E-06
339	2.4E-05	5	2.08E-06

Ventura Ranch

P2 (off) - Grading Haul or Vendor Risk

Max Cancer Risk Cancer Risk		*Chronic Non Cancer Risk*	
Receptor #	**Total Risk/ Million**	**REL**	**HI Offroad**
340	2.2E-05	5	1.88E-06
341	2.1E-05	5	1.79E-06
342	2.0E-05	5	1.67E-06
343	1.7E-05	5	1.47E-06
344	1.5E-05	5	1.30E-06
345	8.0E-05	5	6.86E-06
346	6.2E-05	5	5.26E-06
347	5.6E-05	5	4.76E-06
348	5.0E-05	5	4.24E-06
349	4.2E-05	5	3.59E-06
350	3.8E-05	5	3.26E-06
351	3.5E-05	5	2.99E-06
352	3.1E-05	5	2.64E-06
353	2.8E-05	5	2.41E-06
354	2.6E-05	5	2.25E-06
355	2.4E-05	5	2.07E-06
356	2.2E-05	5	1.86E-06
357	2.1E-05	5	1.76E-06
358	1.9E-05	5	1.65E-06
359	1.7E-05	5	1.47E-06
360	1.5E-05	5	1.27E-06

Ventura Ranch

P3 (off) - Building Construction

						Cancer Risk from 2 to 16 years				
Receptor #	Conc	g/sec	Cair	Dose Constant	Dose	ED	Risk Constant	Risk	Constant 2	Risk/ Million
1	1.99476	8.82E-04	1.8E-03	6.05E-04	1.06E-06	0.84	4.71E-02	4.19E-08	1.0E+06	4.2E-02
2	2.14715	8.82E-04	1.9E-03	6.05E-04	1.15E-06	0.84	4.71E-02	4.51E-08	1.0E+06	4.5E-02
3	2.2656	8.82E-04	2.0E-03	6.05E-04	1.21E-06	0.84	4.71E-02	4.76E-08	1.0E+06	4.8E-02
4	2.34028	8.82E-04	2.1E-03	6.05E-04	1.25E-06	0.84	4.71E-02	4.92E-08	1.0E+06	4.9E-02
5	2.36397	8.82E-04	2.1E-03	6.05E-04	1.26E-06	0.84	4.71E-02	4.97E-08	1.0E+06	5.0E-02
6	2.33449	8.82E-04	2.1E-03	6.05E-04	1.25E-06	0.84	4.71E-02	4.91E-08	1.0E+06	4.9E-02
7	2.24354	8.82E-04	2.0E-03	6.05E-04	1.20E-06	0.84	4.71E-02	4.72E-08	1.0E+06	4.7E-02
8	2.10472	8.82E-04	1.9E-03	6.05E-04	1.12E-06	0.84	4.71E-02	4.42E-08	1.0E+06	4.4E-02
9	1.93339	8.82E-04	1.7E-03	6.05E-04	1.03E-06	0.84	4.71E-02	4.06E-08	1.0E+06	4.1E-02
10	1.73657	8.82E-04	1.5E-03	6.05E-04	9.27E-07	0.84	4.71E-02	3.65E-08	1.0E+06	3.7E-02
11	1.52678	8.82E-04	1.3E-03	6.05E-04	8.15E-07	0.84	4.71E-02	3.21E-08	1.0E+06	3.2E-02
12	1.31264	8.82E-04	1.2E-03	6.05E-04	7.01E-07	0.84	4.71E-02	2.76E-08	1.0E+06	2.8E-02
13	1.10448	8.82E-04	9.7E-04	6.05E-04	5.89E-07	0.84	4.71E-02	2.32E-08	1.0E+06	2.3E-02
14	0.91444	8.82E-04	8.1E-04	6.05E-04	4.88E-07	0.84	4.71E-02	1.92E-08	1.0E+06	1.9E-02
15	0.66282	8.82E-04	5.8E-04	6.05E-04	3.54E-07	0.84	4.71E-02	1.39E-08	1.0E+06	1.4E-02
16	0.51105	8.82E-04	4.5E-04	6.05E-04	2.73E-07	0.84	4.71E-02	1.07E-08	1.0E+06	1.1E-02
17	0.35216	8.82E-04	3.1E-04	6.05E-04	1.88E-07	0.84	4.71E-02	7.40E-09	1.0E+06	7.4E-03
18	0.27711	8.82E-04	2.4E-04	6.05E-04	1.48E-07	0.84	4.71E-02	5.83E-09	1.0E+06	5.8E-03
19	0.20358	8.82E-04	1.8E-04	6.05E-04	1.09E-07	0.84	4.71E-02	4.28E-09	1.0E+06	4.3E-03
20	0.16279	8.82E-04	1.4E-04	6.05E-04	8.69E-08	0.84	4.71E-02	3.42E-09	1.0E+06	3.4E-03
21	0.12895	8.82E-04	1.1E-04	6.05E-04	6.88E-08	0.84	4.71E-02	2.71E-09	1.0E+06	2.7E-03
22	2.44356	8.82E-04	2.2E-03	6.05E-04	1.30E-06	0.84	4.71E-02	5.14E-08	1.0E+06	5.1E-02
23	2.29276	8.82E-04	2.0E-03	6.05E-04	1.22E-06	0.84	4.71E-02	4.82E-08	1.0E+06	4.8E-02
24	2.09913	8.82E-04	1.9E-03	6.05E-04	1.12E-06	0.84	4.71E-02	4.41E-08	1.0E+06	4.4E-02
25	1.87641	8.82E-04	1.7E-03	6.05E-04	1.00E-06	0.84	4.71E-02	3.94E-08	1.0E+06	3.9E-02
26	1.64064	8.82E-04	1.4E-03	6.05E-04	8.76E-07	0.84	4.71E-02	3.45E-08	1.0E+06	3.4E-02
27	1.40152	8.82E-04	1.2E-03	6.05E-04	7.48E-07	0.84	4.71E-02	2.95E-08	1.0E+06	2.9E-02
28	1.16831	8.82E-04	1.0E-03	6.05E-04	6.23E-07	0.84	4.71E-02	2.46E-08	1.0E+06	2.5E-02
29	0.959	8.82E-04	8.5E-04	6.05E-04	5.12E-07	0.84	4.71E-02	2.02E-08	1.0E+06	2.0E-02
30	0.70048	8.82E-04	6.2E-04	6.05E-04	3.74E-07	0.84	4.71E-02	1.47E-08	1.0E+06	1.5E-02
31	0.47991	8.82E-04	4.2E-04	6.05E-04	2.56E-07	0.84	4.71E-02	1.01E-08	1.0E+06	1.0E-02

Ventura Ranch

P3 (off) - Building Construction

							Cancer Risk from 2 to 16 years			
Receptor #	Conc	g/sec	Cair	Dose Constant	Dose	ED	Risk Constant	Risk	Constant 2	Risk/ Million
32	0.27847	8.82E-04	2.5E-04	6.05E-04	1.49E-07	0.84	4.71E-02	5.85E-09	1.0E+06	5.9E-03
33	0.22975	8.82E-04	2.0E-04	6.05E-04	1.23E-07	0.84	4.71E-02	4.83E-09	1.0E+06	4.8E-03
34	0.20561	8.82E-04	1.8E-04	6.05E-04	1.10E-07	0.84	4.71E-02	4.32E-09	1.0E+06	4.3E-03
35	1.01699	8.82E-04	9.0E-04	6.05E-04	5.43E-07	0.84	4.71E-02	2.14E-08	1.0E+06	2.1E-02
36	0.72517	8.82E-04	6.4E-04	6.05E-04	3.87E-07	0.84	4.71E-02	1.52E-08	1.0E+06	1.5E-02
37	1.01164	8.82E-04	8.9E-04	6.05E-04	5.40E-07	0.84	4.71E-02	2.13E-08	1.0E+06	2.1E-02
38	1.21719	8.82E-04	1.1E-03	6.05E-04	6.50E-07	0.84	4.71E-02	2.56E-08	1.0E+06	2.6E-02
39	1.45763	8.82E-04	1.3E-03	6.05E-04	7.78E-07	0.84	4.71E-02	3.06E-08	1.0E+06	3.1E-02
40	1.73629	8.82E-04	1.5E-03	6.05E-04	9.27E-07	0.84	4.71E-02	3.65E-08	1.0E+06	3.7E-02
41	0.99206	8.82E-04	8.7E-04	6.05E-04	5.29E-07	0.84	4.71E-02	2.09E-08	1.0E+06	2.1E-02
42	1.20372	8.82E-04	1.1E-03	6.05E-04	6.42E-07	0.84	4.71E-02	2.53E-08	1.0E+06	2.5E-02
43	1.45908	8.82E-04	1.3E-03	6.05E-04	7.79E-07	0.84	4.71E-02	3.07E-08	1.0E+06	3.1E-02
44	1.76809	8.82E-04	1.6E-03	6.05E-04	9.44E-07	0.84	4.71E-02	3.72E-08	1.0E+06	3.7E-02
45	2.12964	8.82E-04	1.9E-03	6.05E-04	1.14E-06	0.84	4.71E-02	4.48E-08	1.0E+06	4.5E-02
46	3.36266	8.82E-04	3.0E-03	6.05E-04	1.79E-06	0.84	4.71E-02	7.07E-08	1.0E+06	7.1E-02
47	3.05369	8.82E-04	2.7E-03	6.05E-04	1.63E-06	0.84	4.71E-02	6.42E-08	1.0E+06	6.4E-02
48	1.18075	8.82E-04	1.0E-03	6.05E-04	6.30E-07	0.84	4.71E-02	2.48E-08	1.0E+06	2.5E-02
49	1.45355	8.82E-04	1.3E-03	6.05E-04	7.76E-07	0.84	4.71E-02	3.06E-08	1.0E+06	3.1E-02
50	1.78831	8.82E-04	1.6E-03	6.05E-04	9.54E-07	0.84	4.71E-02	3.76E-08	1.0E+06	3.8E-02
51	2.17954	8.82E-04	1.9E-03	6.05E-04	1.16E-06	0.84	4.71E-02	4.58E-08	1.0E+06	4.6E-02
52	3.74906	8.82E-04	3.3E-03	6.05E-04	2.00E-06	0.84	4.71E-02	7.88E-08	1.0E+06	7.9E-02
53	3.40173	8.82E-04	3.0E-03	6.05E-04	1.82E-06	0.84	4.71E-02	7.15E-08	1.0E+06	7.2E-02
54	2.96982	8.82E-04	2.6E-03	6.05E-04	1.58E-06	0.84	4.71E-02	6.24E-08	1.0E+06	6.2E-02
55	1.42147	8.82E-04	1.3E-03	6.05E-04	7.59E-07	0.84	4.71E-02	2.99E-08	1.0E+06	3.0E-02
56	1.77896	8.82E-04	1.6E-03	6.05E-04	9.49E-07	0.84	4.71E-02	3.74E-08	1.0E+06	3.7E-02
57	2.20854	8.82E-04	1.9E-03	6.05E-04	1.18E-06	0.84	4.71E-02	4.64E-08	1.0E+06	4.6E-02
58	2.68441	8.82E-04	2.4E-03	6.05E-04	1.43E-06	0.84	4.71E-02	5.64E-08	1.0E+06	5.6E-02
59	4.21097	8.82E-04	3.7E-03	6.05E-04	2.25E-06	0.84	4.71E-02	8.85E-08	1.0E+06	8.9E-02
60	3.81269	8.82E-04	3.4E-03	6.05E-04	2.03E-06	0.84	4.71E-02	8.02E-08	1.0E+06	8.0E-02
61	3.31376	8.82E-04	2.9E-03	6.05E-04	1.77E-06	0.84	4.71E-02	6.97E-08	1.0E+06	7.0E-02
62	4.76974	8.82E-04	4.2E-03	6.05E-04	2.55E-06	0.84	4.71E-02	1.00E-07	1.0E+06	1.0E-01

Ventura Ranch

P3 (off) - Building Construction

							Cancer Risk from 2 to 16 years			
Receptor #	Conc	g/sec	Cair	Dose Constant	Dose	ED	Risk Constant	Risk	Constant 2	Risk/ Million
63	4.31051	8.82E-04	3.8E-03	6.05E-04	2.30E-06	0.84	4.71E-02	9.06E-08	1.0E+06	9.1E-02
64	3.73028	8.82E-04	3.3E-03	6.05E-04	1.99E-06	0.84	4.71E-02	7.84E-08	1.0E+06	7.8E-02
65	4.91952	8.82E-04	4.3E-03	6.05E-04	2.63E-06	0.84	4.71E-02	1.03E-07	1.0E+06	1.0E-01
66	1.04762	8.82E-04	9.2E-04	6.05E-04	5.59E-07	0.84	4.71E-02	2.20E-08	1.0E+06	2.2E-02
67	1.32915	8.82E-04	1.2E-03	6.05E-04	7.09E-07	0.84	4.71E-02	2.79E-08	1.0E+06	2.8E-02
68	0.47291	8.82E-04	4.2E-04	6.05E-04	2.52E-07	0.84	4.71E-02	9.94E-09	1.0E+06	9.9E-03
69	0.32784	8.82E-04	2.9E-04	6.05E-04	1.75E-07	0.84	4.71E-02	6.89E-09	1.0E+06	6.9E-03
70	0.2523	8.82E-04	2.2E-04	6.05E-04	1.35E-07	0.84	4.71E-02	5.30E-09	1.0E+06	5.3E-03
71	0.20992	8.82E-04	1.9E-04	6.05E-04	1.12E-07	0.84	4.71E-02	4.41E-09	1.0E+06	4.4E-03
72	1.021	8.82E-04	9.0E-04	6.05E-04	5.45E-07	0.84	4.71E-02	2.15E-08	1.0E+06	2.1E-02
73	1.28744	8.82E-04	1.1E-03	6.05E-04	6.87E-07	0.84	4.71E-02	2.71E-08	1.0E+06	2.7E-02
74	0.81604	8.82E-04	7.2E-04	6.05E-04	4.35E-07	0.84	4.71E-02	1.72E-08	1.0E+06	1.7E-02
75	0.49957	8.82E-04	4.4E-04	6.05E-04	2.67E-07	0.84	4.71E-02	1.05E-08	1.0E+06	1.1E-02
76	0.35578	8.82E-04	3.1E-04	6.05E-04	1.90E-07	0.84	4.71E-02	7.48E-09	1.0E+06	7.5E-03
77	0.27846	8.82E-04	2.5E-04	6.05E-04	1.49E-07	0.84	4.71E-02	5.85E-09	1.0E+06	5.9E-03
78	0.24131	8.82E-04	2.1E-04	6.05E-04	1.29E-07	0.84	4.71E-02	5.07E-09	1.0E+06	5.1E-03
79	1.00014	8.82E-04	8.8E-04	6.05E-04	5.34E-07	0.84	4.71E-02	2.10E-08	1.0E+06	2.1E-02
80	1.24823	8.82E-04	1.1E-03	6.05E-04	6.66E-07	0.84	4.71E-02	2.62E-08	1.0E+06	2.6E-02
81	0.83024	8.82E-04	7.3E-04	6.05E-04	4.43E-07	0.84	4.71E-02	1.75E-08	1.0E+06	1.7E-02
82	0.53072	8.82E-04	4.7E-04	6.05E-04	2.83E-07	0.84	4.71E-02	1.12E-08	1.0E+06	1.1E-02
83	0.41587	8.82E-04	3.7E-04	6.05E-04	2.22E-07	0.84	4.71E-02	8.74E-09	1.0E+06	8.7E-03
84	0.35454	8.82E-04	3.1E-04	6.05E-04	1.89E-07	0.84	4.71E-02	7.45E-09	1.0E+06	7.5E-03
85	0.29396	8.82E-04	2.6E-04	6.05E-04	1.57E-07	0.84	4.71E-02	6.18E-09	1.0E+06	6.2E-03
86	0.99274	8.82E-04	8.8E-04	6.05E-04	5.30E-07	0.84	4.71E-02	2.09E-08	1.0E+06	2.1E-02
87	1.31614	8.82E-04	1.2E-03	6.05E-04	7.02E-07	0.84	4.71E-02	2.77E-08	1.0E+06	2.8E-02
88	0.62308	8.82E-04	5.5E-04	6.05E-04	3.33E-07	0.84	4.71E-02	1.31E-08	1.0E+06	1.3E-02
89	0.83584	8.82E-04	7.4E-04	6.05E-04	4.46E-07	0.84	4.71E-02	1.76E-08	1.0E+06	1.8E-02
90	0.67396	8.82E-04	5.9E-04	6.05E-04	3.60E-07	0.84	4.71E-02	1.42E-08	1.0E+06	1.4E-02
91	0.77073	8.82E-04	6.8E-04	6.05E-04	4.11E-07	0.84	4.71E-02	1.62E-08	1.0E+06	1.6E-02
92	0.88918	8.82E-04	7.8E-04	6.05E-04	4.75E-07	0.84	4.71E-02	1.87E-08	1.0E+06	1.9E-02
93	0.61567	8.82E-04	5.4E-04	6.05E-04	3.29E-07	0.84	4.71E-02	1.29E-08	1.0E+06	1.3E-02

Ventura Ranch

P3 (off) - Building Construction

							Cancer Risk from 2 to 16 years			
Receptor #	Conc	g/sec	Cair	Dose Constant	Dose	ED	Risk Constant	Risk	Constant 2	Risk/ Million
94	0.6956	8.82E-04	6.1E-04	6.05E-04	3.71E-07	0.84	4.71E-02	1.46E-08	1.0E+06	1.5E-02
95	0.79162	8.82E-04	7.0E-04	6.05E-04	4.22E-07	0.84	4.71E-02	1.66E-08	1.0E+06	1.7E-02
96	0.92728	8.82E-04	8.2E-04	6.05E-04	4.95E-07	0.84	4.71E-02	1.95E-08	1.0E+06	1.9E-02
97	1.1043	8.82E-04	9.7E-04	6.05E-04	5.89E-07	0.84	4.71E-02	2.32E-08	1.0E+06	2.3E-02
98	1.31542	8.82E-04	1.2E-03	6.05E-04	7.02E-07	0.84	4.71E-02	2.77E-08	1.0E+06	2.8E-02
99	0.54812	8.82E-04	4.8E-04	6.05E-04	2.93E-07	0.84	4.71E-02	1.15E-08	1.0E+06	1.2E-02
100	0.61035	8.82E-04	5.4E-04	6.05E-04	3.26E-07	0.84	4.71E-02	1.28E-08	1.0E+06	1.3E-02
101	0.685	8.82E-04	6.0E-04	6.05E-04	3.66E-07	0.84	4.71E-02	1.44E-08	1.0E+06	1.4E-02
102	0.78799	8.82E-04	6.9E-04	6.05E-04	4.21E-07	0.84	4.71E-02	1.66E-08	1.0E+06	1.7E-02
103	0.92101	8.82E-04	8.1E-04	6.05E-04	4.92E-07	0.84	4.71E-02	1.94E-08	1.0E+06	1.9E-02
104	1.09637	8.82E-04	9.7E-04	6.05E-04	5.85E-07	0.84	4.71E-02	2.30E-08	1.0E+06	2.3E-02
105	1.33704	8.82E-04	1.2E-03	6.05E-04	7.14E-07	0.84	4.71E-02	2.81E-08	1.0E+06	2.8E-02
106	1.68385	8.82E-04	1.5E-03	6.05E-04	8.99E-07	0.84	4.71E-02	3.54E-08	1.0E+06	3.5E-02
107	2.2317	8.82E-04	2.0E-03	6.05E-04	1.19E-06	0.84	4.71E-02	4.69E-08	1.0E+06	4.7E-02
108	3.25074	8.82E-04	2.9E-03	6.05E-04	1.73E-06	0.84	4.71E-02	6.83E-08	1.0E+06	6.8E-02
109	0.47573	8.82E-04	4.2E-04	6.05E-04	2.54E-07	0.84	4.71E-02	1.00E-08	1.0E+06	1.0E-02
110	0.52186	8.82E-04	4.6E-04	6.05E-04	2.78E-07	0.84	4.71E-02	1.10E-08	1.0E+06	1.1E-02
111	0.58019	8.82E-04	5.1E-04	6.05E-04	3.10E-07	0.84	4.71E-02	1.22E-08	1.0E+06	1.2E-02
112	0.6614	8.82E-04	5.8E-04	6.05E-04	3.53E-07	0.84	4.71E-02	1.39E-08	1.0E+06	1.4E-02
113	0.75125	8.82E-04	6.6E-04	6.05E-04	4.01E-07	0.84	4.71E-02	1.58E-08	1.0E+06	1.6E-02
114	0.86261	8.82E-04	7.6E-04	6.05E-04	4.60E-07	0.84	4.71E-02	1.81E-08	1.0E+06	1.8E-02
115	1.01484	8.82E-04	9.0E-04	6.05E-04	5.42E-07	0.84	4.71E-02	2.13E-08	1.0E+06	2.1E-02
116	1.21791	8.82E-04	1.1E-03	6.05E-04	6.50E-07	0.84	4.71E-02	2.56E-08	1.0E+06	2.6E-02
117	1.50516	8.82E-04	1.3E-03	6.05E-04	8.03E-07	0.84	4.71E-02	3.16E-08	1.0E+06	3.2E-02
118	1.95103	8.82E-04	1.7E-03	6.05E-04	1.04E-06	0.84	4.71E-02	4.10E-08	1.0E+06	4.1E-02
119	2.69708	8.82E-04	2.4E-03	6.05E-04	1.44E-06	0.84	4.71E-02	5.67E-08	1.0E+06	5.7E-02
120	4.37736	8.82E-04	3.9E-03	6.05E-04	2.34E-06	0.84	4.71E-02	9.20E-08	1.0E+06	9.2E-02
121	7.30617	8.82E-04	6.4E-03	6.05E-04	3.90E-06	0.84	4.71E-02	1.54E-07	1.0E+06	1.5E-01
122	10.71995	8.82E-04	9.5E-03	6.05E-04	5.72E-06	0.84	4.71E-02	2.25E-07	1.0E+06	2.3E-01
123	0.40575	8.82E-04	3.6E-04	6.05E-04	2.17E-07	0.84	4.71E-02	8.53E-09	1.0E+06	8.5E-03
124	0.43924	8.82E-04	3.9E-04	6.05E-04	2.34E-07	0.84	4.71E-02	9.23E-09	1.0E+06	9.2E-03

Ventura Ranch

P3 (off) - Building Construction

							Cancer Risk from 2 to 16 years			
Receptor #	Conc	g/sec	Cair	Dose Constant	Dose	ED	Risk Constant	Risk	Constant 2	Risk/ Million
125	0.48213	8.82E-04	4.3E-04	6.05E-04	2.57E-07	0.84	4.71E-02	1.01E-08	1.0E+06	1.0E-02
126	0.53994	8.82E-04	4.8E-04	6.05E-04	2.88E-07	0.84	4.71E-02	1.14E-08	1.0E+06	1.1E-02
127	0.59851	8.82E-04	5.3E-04	6.05E-04	3.19E-07	0.84	4.71E-02	1.26E-08	1.0E+06	1.3E-02
128	0.66965	8.82E-04	5.9E-04	6.05E-04	3.57E-07	0.84	4.71E-02	1.41E-08	1.0E+06	1.4E-02
129	0.76781	8.82E-04	6.8E-04	6.05E-04	4.10E-07	0.84	4.71E-02	1.61E-08	1.0E+06	1.6E-02
130	0.88344	8.82E-04	7.8E-04	6.05E-04	4.71E-07	0.84	4.71E-02	1.86E-08	1.0E+06	1.9E-02
131	1.03798	8.82E-04	9.2E-04	6.05E-04	5.54E-07	0.84	4.71E-02	2.18E-08	1.0E+06	2.2E-02
132	1.25505	8.82E-04	1.1E-03	6.05E-04	6.70E-07	0.84	4.71E-02	2.64E-08	1.0E+06	2.6E-02
133	1.60384	8.82E-04	1.4E-03	6.05E-04	8.56E-07	0.84	4.71E-02	3.37E-08	1.0E+06	3.4E-02
134	2.23984	8.82E-04	2.0E-03	6.05E-04	1.20E-06	0.84	4.71E-02	4.71E-08	1.0E+06	4.7E-02
135	3.19791	8.82E-04	2.8E-03	6.05E-04	1.71E-06	0.84	4.71E-02	6.72E-08	1.0E+06	6.7E-02
136	4.42459	8.82E-04	3.9E-03	6.05E-04	2.36E-06	0.84	4.71E-02	9.30E-08	1.0E+06	9.3E-02
137	5.75496	8.82E-04	5.1E-03	6.05E-04	3.07E-06	0.84	4.71E-02	1.21E-07	1.0E+06	1.2E-01
138	6.88742	8.82E-04	6.1E-03	6.05E-04	3.68E-06	0.84	4.71E-02	1.45E-07	1.0E+06	1.4E-01
139	0.3431	8.82E-04	3.0E-04	6.05E-04	1.83E-07	0.84	4.71E-02	7.21E-09	1.0E+06	7.2E-03
140	0.3669	8.82E-04	3.2E-04	6.05E-04	1.96E-07	0.84	4.71E-02	7.71E-09	1.0E+06	7.7E-03
141	0.39702	8.82E-04	3.5E-04	6.05E-04	2.12E-07	0.84	4.71E-02	8.35E-09	1.0E+06	8.3E-03
142	0.43663	8.82E-04	3.9E-04	6.05E-04	2.33E-07	0.84	4.71E-02	9.18E-09	1.0E+06	9.2E-03
143	0.47453	8.82E-04	4.2E-04	6.05E-04	2.53E-07	0.84	4.71E-02	9.98E-09	1.0E+06	1.0E-02
144	0.52119	8.82E-04	4.6E-04	6.05E-04	2.78E-07	0.84	4.71E-02	1.10E-08	1.0E+06	1.1E-02
145	0.58257	8.82E-04	5.1E-04	6.05E-04	3.11E-07	0.84	4.71E-02	1.22E-08	1.0E+06	1.2E-02
146	0.65415	8.82E-04	5.8E-04	6.05E-04	3.49E-07	0.84	4.71E-02	1.38E-08	1.0E+06	1.4E-02
147	0.75136	8.82E-04	6.6E-04	6.05E-04	4.01E-07	0.84	4.71E-02	1.58E-08	1.0E+06	1.6E-02
148	0.86541	8.82E-04	7.6E-04	6.05E-04	4.62E-07	0.84	4.71E-02	1.82E-08	1.0E+06	1.8E-02
149	1.05813	8.82E-04	9.3E-04	6.05E-04	5.65E-07	0.84	4.71E-02	2.22E-08	1.0E+06	2.2E-02
150	1.38138	8.82E-04	1.2E-03	6.05E-04	7.37E-07	0.84	4.71E-02	2.90E-08	1.0E+06	2.9E-02
151	1.79867	8.82E-04	1.6E-03	6.05E-04	9.60E-07	0.84	4.71E-02	3.78E-08	1.0E+06	3.8E-02
152	2.28098	8.82E-04	2.0E-03	6.05E-04	1.22E-06	0.84	4.71E-02	4.80E-08	1.0E+06	4.8E-02
153	3.00026	8.82E-04	2.6E-03	6.05E-04	1.60E-06	0.84	4.71E-02	6.31E-08	1.0E+06	6.3E-02
154	3.59701	8.82E-04	3.2E-03	6.05E-04	1.92E-06	0.84	4.71E-02	7.56E-08	1.0E+06	7.6E-02
155	0.28923	8.82E-04	2.6E-04	6.05E-04	1.54E-07	0.84	4.71E-02	6.08E-09	1.0E+06	6.1E-03

Ventura Ranch

P3 (off) - Building Construction

							Cancer Risk from 2 to 16 years			
Receptor #	Conc	g/sec	Cair	Dose Constant	Dose	ED	Risk Constant	Risk	Constant 2	Risk/ Million
156	0.30602	8.82E-04	2.7E-04	6.05E-04	1.63E-07	0.84	4.71E-02	6.43E-09	1.0E+06	6.4E-03
157	0.32704	8.82E-04	2.9E-04	6.05E-04	1.75E-07	0.84	4.71E-02	6.88E-09	1.0E+06	6.9E-03
158	0.35406	8.82E-04	3.1E-04	6.05E-04	1.89E-07	0.84	4.71E-02	7.44E-09	1.0E+06	7.4E-03
159	0.37966	8.82E-04	3.3E-04	6.05E-04	2.03E-07	0.84	4.71E-02	7.98E-09	1.0E+06	8.0E-03
160	0.41144	8.82E-04	3.6E-04	6.05E-04	2.20E-07	0.84	4.71E-02	8.65E-09	1.0E+06	8.6E-03
161	0.45242	8.82E-04	4.0E-04	6.05E-04	2.41E-07	0.84	4.71E-02	9.51E-09	1.0E+06	9.5E-03
162	0.50021	8.82E-04	4.4E-04	6.05E-04	2.67E-07	0.84	4.71E-02	1.05E-08	1.0E+06	1.1E-02
163	0.5676	8.82E-04	5.0E-04	6.05E-04	3.03E-07	0.84	4.71E-02	1.19E-08	1.0E+06	1.2E-02
164	0.64685	8.82E-04	5.7E-04	6.05E-04	3.45E-07	0.84	4.71E-02	1.36E-08	1.0E+06	1.4E-02
165	0.77036	8.82E-04	6.8E-04	6.05E-04	4.11E-07	0.84	4.71E-02	1.62E-08	1.0E+06	1.6E-02
166	0.96211	8.82E-04	8.5E-04	6.05E-04	5.13E-07	0.84	4.71E-02	2.02E-08	1.0E+06	2.0E-02
167	1.1802	8.82E-04	1.0E-03	6.05E-04	6.30E-07	0.84	4.71E-02	2.48E-08	1.0E+06	2.5E-02
168	1.42559	8.82E-04	1.3E-03	6.05E-04	7.61E-07	0.84	4.71E-02	3.00E-08	1.0E+06	3.0E-02
169	1.79088	8.82E-04	1.6E-03	6.05E-04	9.56E-07	0.84	4.71E-02	3.76E-08	1.0E+06	3.8E-02
170	2.10742	8.82E-04	1.9E-03	6.05E-04	1.12E-06	0.84	4.71E-02	4.43E-08	1.0E+06	4.4E-02
171	0.24424	8.82E-04	2.2E-04	6.05E-04	1.30E-07	0.84	4.71E-02	5.13E-09	1.0E+06	5.1E-03
172	0.25607	8.82E-04	2.3E-04	6.05E-04	1.37E-07	0.84	4.71E-02	5.38E-09	1.0E+06	5.4E-03
173	0.27086	8.82E-04	2.4E-04	6.05E-04	1.45E-07	0.84	4.71E-02	5.69E-09	1.0E+06	5.7E-03
174	0.28984	8.82E-04	2.6E-04	6.05E-04	1.55E-07	0.84	4.71E-02	6.09E-09	1.0E+06	6.1E-03
175	0.30846	8.82E-04	2.7E-04	6.05E-04	1.65E-07	0.84	4.71E-02	6.48E-09	1.0E+06	6.5E-03
176	0.33184	8.82E-04	2.9E-04	6.05E-04	1.77E-07	0.84	4.71E-02	6.98E-09	1.0E+06	7.0E-03
177	0.35984	8.82E-04	3.2E-04	6.05E-04	1.92E-07	0.84	4.71E-02	7.56E-09	1.0E+06	7.6E-03
178	0.39646	8.82E-04	3.5E-04	6.05E-04	2.12E-07	0.84	4.71E-02	8.33E-09	1.0E+06	8.3E-03
179	0.44792	8.82E-04	4.0E-04	6.05E-04	2.39E-07	0.84	4.71E-02	9.42E-09	1.0E+06	9.4E-03
180	0.50689	8.82E-04	4.5E-04	6.05E-04	2.71E-07	0.84	4.71E-02	1.07E-08	1.0E+06	1.1E-02
181	0.58354	8.82E-04	5.1E-04	6.05E-04	3.11E-07	0.84	4.71E-02	1.23E-08	1.0E+06	1.2E-02
182	0.71277	8.82E-04	6.3E-04	6.05E-04	3.80E-07	0.84	4.71E-02	1.50E-08	1.0E+06	1.5E-02
183	0.85218	8.82E-04	7.5E-04	6.05E-04	4.55E-07	0.84	4.71E-02	1.79E-08	1.0E+06	1.8E-02
184	0.98665	8.82E-04	8.7E-04	6.05E-04	5.27E-07	0.84	4.71E-02	2.07E-08	1.0E+06	2.1E-02
185	1.19086	8.82E-04	1.1E-03	6.05E-04	6.36E-07	0.84	4.71E-02	2.50E-08	1.0E+06	2.5E-02
186	1.36482	8.82E-04	1.2E-03	6.05E-04	7.28E-07	0.84	4.71E-02	2.87E-08	1.0E+06	2.9E-02

Ventura Ranch

P3 (off) - Building Construction

		Cancer Risk from 2 to 16 years								
Receptor #	Conc	g/sec	Cair	Dose Constant	Dose	ED	Risk Constant	Risk	Constant 2	Risk/ Million
187	0.20712	8.82E-04	1.8E-04	6.05E-04	1.11E-07	0.84	4.71E-02	4.35E-09	1.0E+06	4.4E-03
188	0.21576	8.82E-04	1.9E-04	6.05E-04	1.15E-07	0.84	4.71E-02	4.54E-09	1.0E+06	4.5E-03
189	0.22666	8.82E-04	2.0E-04	6.05E-04	1.21E-07	0.84	4.71E-02	4.77E-09	1.0E+06	4.8E-03
190	0.24071	8.82E-04	2.1E-04	6.05E-04	1.28E-07	0.84	4.71E-02	5.06E-09	1.0E+06	5.1E-03
191	0.25537	8.82E-04	2.3E-04	6.05E-04	1.36E-07	0.84	4.71E-02	5.37E-09	1.0E+06	5.4E-03
192	0.27422	8.82E-04	2.4E-04	6.05E-04	1.46E-07	0.84	4.71E-02	5.76E-09	1.0E+06	5.8E-03
193	0.29462	8.82E-04	2.6E-04	6.05E-04	1.57E-07	0.84	4.71E-02	6.19E-09	1.0E+06	6.2E-03
194	0.32479	8.82E-04	2.9E-04	6.05E-04	1.73E-07	0.84	4.71E-02	6.83E-09	1.0E+06	6.8E-03
195	0.36638	8.82E-04	3.2E-04	6.05E-04	1.96E-07	0.84	4.71E-02	7.70E-09	1.0E+06	7.7E-03
196	0.4125	8.82E-04	3.6E-04	6.05E-04	2.20E-07	0.84	4.71E-02	8.67E-09	1.0E+06	8.7E-03
197	0.46988	8.82E-04	4.1E-04	6.05E-04	2.51E-07	0.84	4.71E-02	9.88E-09	1.0E+06	9.9E-03
198	0.56058	8.82E-04	4.9E-04	6.05E-04	2.99E-07	0.84	4.71E-02	1.18E-08	1.0E+06	1.2E-02
199	0.65254	8.82E-04	5.8E-04	6.05E-04	3.48E-07	0.84	4.71E-02	1.37E-08	1.0E+06	1.4E-02
200	0.72412	8.82E-04	6.4E-04	6.05E-04	3.86E-07	0.84	4.71E-02	1.52E-08	1.0E+06	1.5E-02
201	0.85192	8.82E-04	7.5E-04	6.05E-04	4.55E-07	0.84	4.71E-02	1.79E-08	1.0E+06	1.8E-02
202	0.95779	8.82E-04	8.4E-04	6.05E-04	5.11E-07	0.84	4.71E-02	2.01E-08	1.0E+06	2.0E-02
203	0.1768	8.82E-04	1.6E-04	6.05E-04	9.44E-08	0.84	4.71E-02	3.72E-09	1.0E+06	3.7E-03
204	0.18349	8.82E-04	1.6E-04	6.05E-04	9.79E-08	0.84	4.71E-02	3.86E-09	1.0E+06	3.9E-03
205	0.19203	8.82E-04	1.7E-04	6.05E-04	1.02E-07	0.84	4.71E-02	4.04E-09	1.0E+06	4.0E-03
206	0.20323	8.82E-04	1.8E-04	6.05E-04	1.08E-07	0.84	4.71E-02	4.27E-09	1.0E+06	4.3E-03
207	0.2158	8.82E-04	1.9E-04	6.05E-04	1.15E-07	0.84	4.71E-02	4.54E-09	1.0E+06	4.5E-03
208	0.23216	8.82E-04	2.0E-04	6.05E-04	1.24E-07	0.84	4.71E-02	4.88E-09	1.0E+06	4.9E-03
209	0.24833	8.82E-04	2.2E-04	6.05E-04	1.33E-07	0.84	4.71E-02	5.22E-09	1.0E+06	5.2E-03
210	0.27351	8.82E-04	2.4E-04	6.05E-04	1.46E-07	0.84	4.71E-02	5.75E-09	1.0E+06	5.7E-03
211	0.3074	8.82E-04	2.7E-04	6.05E-04	1.64E-07	0.84	4.71E-02	6.46E-09	1.0E+06	6.5E-03
212	0.34193	8.82E-04	3.0E-04	6.05E-04	1.82E-07	0.84	4.71E-02	7.19E-09	1.0E+06	7.2E-03
213	0.39175	8.82E-04	3.5E-04	6.05E-04	2.09E-07	0.84	4.71E-02	8.24E-09	1.0E+06	8.2E-03
214	0.45808	8.82E-04	4.0E-04	6.05E-04	2.44E-07	0.84	4.71E-02	9.63E-09	1.0E+06	9.6E-03
215	0.51972	8.82E-04	4.6E-04	6.05E-04	2.77E-07	0.84	4.71E-02	1.09E-08	1.0E+06	1.1E-02
216	0.55608	8.82E-04	4.9E-04	6.05E-04	2.97E-07	0.84	4.71E-02	1.17E-08	1.0E+06	1.2E-02
217	0.64005	8.82E-04	5.6E-04	6.05E-04	3.42E-07	0.84	4.71E-02	1.35E-08	1.0E+06	1.3E-02

Ventura Ranch

P3 (off) - Building Construction

							Cancer Risk from 2 to 16 years			
Receptor #	Conc	g/sec	Cair	Dose Constant	Dose	ED	Risk Constant	Risk	Constant 2	Risk/ Million
218	0.71443	8.82E-04	6.3E-04	6.05E-04	3.81E-07	0.84	4.71E-02	1.50E-08	1.0E+06	1.5E-02
219	0.15237	8.82E-04	1.3E-04	6.05E-04	8.13E-08	0.84	4.71E-02	3.20E-09	1.0E+06	3.2E-03
220	0.15794	8.82E-04	1.4E-04	6.05E-04	8.43E-08	0.84	4.71E-02	3.32E-09	1.0E+06	3.3E-03
221	0.16521	8.82E-04	1.5E-04	6.05E-04	8.82E-08	0.84	4.71E-02	3.47E-09	1.0E+06	3.5E-03
222	0.17476	8.82E-04	1.5E-04	6.05E-04	9.33E-08	0.84	4.71E-02	3.67E-09	1.0E+06	3.7E-03
223	0.18608	8.82E-04	1.6E-04	6.05E-04	9.93E-08	0.84	4.71E-02	3.91E-09	1.0E+06	3.9E-03
224	0.20041	8.82E-04	1.8E-04	6.05E-04	1.07E-07	0.84	4.71E-02	4.21E-09	1.0E+06	4.2E-03
225	0.21491	8.82E-04	1.9E-04	6.05E-04	1.15E-07	0.84	4.71E-02	4.52E-09	1.0E+06	4.5E-03
226	0.23563	8.82E-04	2.1E-04	6.05E-04	1.26E-07	0.84	4.71E-02	4.95E-09	1.0E+06	5.0E-03
227	0.26054	8.82E-04	2.3E-04	6.05E-04	1.39E-07	0.84	4.71E-02	5.48E-09	1.0E+06	5.5E-03
228	0.29312	8.82E-04	2.6E-04	6.05E-04	1.56E-07	0.84	4.71E-02	6.16E-09	1.0E+06	6.2E-03
229	0.33455	8.82E-04	3.0E-04	6.05E-04	1.79E-07	0.84	4.71E-02	7.03E-09	1.0E+06	7.0E-03
230	0.38321	8.82E-04	3.4E-04	6.05E-04	2.05E-07	0.84	4.71E-02	8.06E-09	1.0E+06	8.1E-03
231	0.41447	8.82E-04	3.7E-04	6.05E-04	2.21E-07	0.84	4.71E-02	8.71E-09	1.0E+06	8.7E-03
232	0.44109	8.82E-04	3.9E-04	6.05E-04	2.35E-07	0.84	4.71E-02	9.27E-09	1.0E+06	9.3E-03
233	0.50009	8.82E-04	4.4E-04	6.05E-04	2.67E-07	0.84	4.71E-02	1.05E-08	1.0E+06	1.1E-02
234	0.54996	8.82E-04	4.9E-04	6.05E-04	2.93E-07	0.84	4.71E-02	1.16E-08	1.0E+06	1.2E-02
235	0.13285	8.82E-04	1.2E-04	6.05E-04	7.09E-08	0.84	4.71E-02	2.79E-09	1.0E+06	2.8E-03
236	0.13784	8.82E-04	1.2E-04	6.05E-04	7.36E-08	0.84	4.71E-02	2.90E-09	1.0E+06	2.9E-03
237	0.14442	8.82E-04	1.3E-04	6.05E-04	7.71E-08	0.84	4.71E-02	3.04E-09	1.0E+06	3.0E-03
238	0.15296	8.82E-04	1.3E-04	6.05E-04	8.16E-08	0.84	4.71E-02	3.22E-09	1.0E+06	3.2E-03
239	0.16232	8.82E-04	1.4E-04	6.05E-04	8.66E-08	0.84	4.71E-02	3.41E-09	1.0E+06	3.4E-03
240	0.17563	8.82E-04	1.5E-04	6.05E-04	9.37E-08	0.84	4.71E-02	3.69E-09	1.0E+06	3.7E-03
241	0.19019	8.82E-04	1.7E-04	6.05E-04	1.01E-07	0.84	4.71E-02	4.00E-09	1.0E+06	4.0E-03
242	0.2024	8.82E-04	1.8E-04	6.05E-04	1.08E-07	0.84	4.71E-02	4.25E-09	1.0E+06	4.3E-03
243	0.22827	8.82E-04	2.0E-04	6.05E-04	1.22E-07	0.84	4.71E-02	4.80E-09	1.0E+06	4.8E-03
244	0.25583	8.82E-04	2.3E-04	6.05E-04	1.37E-07	0.84	4.71E-02	5.38E-09	1.0E+06	5.4E-03
245	0.28958	8.82E-04	2.6E-04	6.05E-04	1.55E-07	0.84	4.71E-02	6.09E-09	1.0E+06	6.1E-03
246	0.32599	8.82E-04	2.9E-04	6.05E-04	1.74E-07	0.84	4.71E-02	6.85E-09	1.0E+06	6.9E-03
247	0.33067	8.82E-04	2.9E-04	6.05E-04	1.76E-07	0.84	4.71E-02	6.95E-09	1.0E+06	7.0E-03
248	0.36199	8.82E-04	3.2E-04	6.05E-04	1.93E-07	0.84	4.71E-02	7.61E-09	1.0E+06	7.6E-03

Ventura Ranch

P3 (off) - Building Construction

		Cancer Risk from 2 to 16 years								
Receptor #	Conc	g/sec	Cair	Dose Constant	Dose	ED	Risk Constant	Risk	Constant 2	Risk/ Million
249	0.40079	8.82E-04	3.5E-04	6.05E-04	2.14E-07	0.84	4.71E-02	8.43E-09	1.0E+06	8.4E-03
250	0.43536	8.82E-04	3.8E-04	6.05E-04	2.32E-07	0.84	4.71E-02	9.15E-09	1.0E+06	9.2E-03
251	0.11723	8.82E-04	1.0E-04	6.05E-04	6.26E-08	0.84	4.71E-02	2.46E-09	1.0E+06	2.5E-03
252	0.12201	8.82E-04	1.1E-04	6.05E-04	6.51E-08	0.84	4.71E-02	2.56E-09	1.0E+06	2.6E-03
253	0.12816	8.82E-04	1.1E-04	6.05E-04	6.84E-08	0.84	4.71E-02	2.69E-09	1.0E+06	2.7E-03
254	0.13612	8.82E-04	1.2E-04	6.05E-04	7.26E-08	0.84	4.71E-02	2.86E-09	1.0E+06	2.9E-03
255	0.14411	8.82E-04	1.3E-04	6.05E-04	7.69E-08	0.84	4.71E-02	3.03E-09	1.0E+06	3.0E-03
256	0.15669	8.82E-04	1.4E-04	6.05E-04	8.36E-08	0.84	4.71E-02	3.29E-09	1.0E+06	3.3E-03
257	0.17059	8.82E-04	1.5E-04	6.05E-04	9.10E-08	0.84	4.71E-02	3.59E-09	1.0E+06	3.6E-03
258	0.18092	8.82E-04	1.6E-04	6.05E-04	9.66E-08	0.84	4.71E-02	3.80E-09	1.0E+06	3.8E-03
259	0.20216	8.82E-04	1.8E-04	6.05E-04	1.08E-07	0.84	4.71E-02	4.25E-09	1.0E+06	4.2E-03
260	0.22513	8.82E-04	2.0E-04	6.05E-04	1.20E-07	0.84	4.71E-02	4.73E-09	1.0E+06	4.7E-03
261	0.2516	8.82E-04	2.2E-04	6.05E-04	1.34E-07	0.84	4.71E-02	5.29E-09	1.0E+06	5.3E-03
262	0.28014	8.82E-04	2.5E-04	6.05E-04	1.49E-07	0.84	4.71E-02	5.89E-09	1.0E+06	5.9E-03
263	0.27757	8.82E-04	2.4E-04	6.05E-04	1.48E-07	0.84	4.71E-02	5.84E-09	1.0E+06	5.8E-03
264	0.30672	8.82E-04	2.7E-04	6.05E-04	1.64E-07	0.84	4.71E-02	6.45E-09	1.0E+06	6.4E-03
265	0.32335	8.82E-04	2.9E-04	6.05E-04	1.73E-07	0.84	4.71E-02	6.80E-09	1.0E+06	6.8E-03
266	0.34483	8.82E-04	3.0E-04	6.05E-04	1.84E-07	0.84	4.71E-02	7.25E-09	1.0E+06	7.2E-03
267	0.10465	8.82E-04	9.2E-05	6.05E-04	5.58E-08	0.84	4.71E-02	2.20E-09	1.0E+06	2.2E-03
268	0.10947	8.82E-04	9.7E-05	6.05E-04	5.84E-08	0.84	4.71E-02	2.30E-09	1.0E+06	2.3E-03
269	0.11532	8.82E-04	1.0E-04	6.05E-04	6.15E-08	0.84	4.71E-02	2.42E-09	1.0E+06	2.4E-03
270	0.12284	8.82E-04	1.1E-04	6.05E-04	6.56E-08	0.84	4.71E-02	2.58E-09	1.0E+06	2.6E-03
271	0.1301	8.82E-04	1.1E-04	6.05E-04	6.94E-08	0.84	4.71E-02	2.74E-09	1.0E+06	2.7E-03
272	0.14143	8.82E-04	1.2E-04	6.05E-04	7.55E-08	0.84	4.71E-02	2.97E-09	1.0E+06	3.0E-03
273	0.1542	8.82E-04	1.4E-04	6.05E-04	8.23E-08	0.84	4.71E-02	3.24E-09	1.0E+06	3.2E-03
274	0.16534	8.82E-04	1.5E-04	6.05E-04	8.82E-08	0.84	4.71E-02	3.48E-09	1.0E+06	3.5E-03
275	0.18051	8.82E-04	1.6E-04	6.05E-04	9.63E-08	0.84	4.71E-02	3.79E-09	1.0E+06	3.8E-03
276	0.20043	8.82E-04	1.8E-04	6.05E-04	1.07E-07	0.84	4.71E-02	4.21E-09	1.0E+06	4.2E-03
277	0.21731	8.82E-04	1.9E-04	6.05E-04	1.16E-07	0.84	4.71E-02	4.57E-09	1.0E+06	4.6E-03
278	0.23159	8.82E-04	2.0E-04	6.05E-04	1.24E-07	0.84	4.71E-02	4.87E-09	1.0E+06	4.9E-03
279	0.24564	8.82E-04	2.2E-04	6.05E-04	1.31E-07	0.84	4.71E-02	5.16E-09	1.0E+06	5.2E-03

Ventura Ranch

P3 (off) - Building Construction

							Cancer Risk from 2 to 16 years			
Receptor #	Conc	g/sec	Cair	Dose Constant	Dose	ED	Risk Constant	Risk	Constant 2	Risk/ Million
280	0.26656	8.82E-04	2.4E-04	6.05E-04	1.42E-07	0.84	4.71E-02	5.60E-09	1.0E+06	5.6E-03
281	0.27717	8.82E-04	2.4E-04	6.05E-04	1.48E-07	0.84	4.71E-02	5.83E-09	1.0E+06	5.8E-03
282	0.29615	8.82E-04	2.6E-04	6.05E-04	1.58E-07	0.84	4.71E-02	6.23E-09	1.0E+06	6.2E-03
283	0.09441	8.82E-04	8.3E-05	6.05E-04	5.04E-08	0.84	4.71E-02	1.98E-09	1.0E+06	2.0E-03
284	0.09938	8.82E-04	8.8E-05	6.05E-04	5.30E-08	0.84	4.71E-02	2.09E-09	1.0E+06	2.1E-03
285	0.10501	8.82E-04	9.3E-05	6.05E-04	5.60E-08	0.84	4.71E-02	2.21E-09	1.0E+06	2.2E-03
286	0.11219	8.82E-04	9.9E-05	6.05E-04	5.99E-08	0.84	4.71E-02	2.36E-09	1.0E+06	2.4E-03
287	0.11951	8.82E-04	1.1E-04	6.05E-04	6.38E-08	0.84	4.71E-02	2.51E-09	1.0E+06	2.5E-03
288	0.12891	8.82E-04	1.1E-04	6.05E-04	6.88E-08	0.84	4.71E-02	2.71E-09	1.0E+06	2.7E-03
289	0.14076	8.82E-04	1.2E-04	6.05E-04	7.51E-08	0.84	4.71E-02	2.96E-09	1.0E+06	3.0E-03
290	0.15248	8.82E-04	1.3E-04	6.05E-04	8.14E-08	0.84	4.71E-02	3.21E-09	1.0E+06	3.2E-03
291	0.16347	8.82E-04	1.4E-04	6.05E-04	8.72E-08	0.84	4.71E-02	3.44E-09	1.0E+06	3.4E-03
292	0.1798	8.82E-04	1.6E-04	6.05E-04	9.60E-08	0.84	4.71E-02	3.78E-09	1.0E+06	3.8E-03
293	0.19358	8.82E-04	1.7E-04	6.05E-04	1.03E-07	0.84	4.71E-02	4.07E-09	1.0E+06	4.1E-03
294	0.20679	8.82E-04	1.8E-04	6.05E-04	1.10E-07	0.84	4.71E-02	4.35E-09	1.0E+06	4.3E-03
295	0.21972	8.82E-04	1.9E-04	6.05E-04	1.17E-07	0.84	4.71E-02	4.62E-09	1.0E+06	4.6E-03
296	0.23415	8.82E-04	2.1E-04	6.05E-04	1.25E-07	0.84	4.71E-02	4.92E-09	1.0E+06	4.9E-03
297	0.24401	8.82E-04	2.2E-04	6.05E-04	1.30E-07	0.84	4.71E-02	5.13E-09	1.0E+06	5.1E-03
298	0.25569	8.82E-04	2.3E-04	6.05E-04	1.36E-07	0.84	4.71E-02	5.38E-09	1.0E+06	5.4E-03
299	0.09114	8.82E-04	8.0E-05	6.05E-04	4.86E-08	0.84	4.71E-02	1.92E-09	1.0E+06	1.9E-03
300	0.09664	8.82E-04	8.5E-05	6.05E-04	5.16E-08	0.84	4.71E-02	2.03E-09	1.0E+06	2.0E-03
301	0.10342	8.82E-04	9.1E-05	6.05E-04	5.52E-08	0.84	4.71E-02	2.17E-09	1.0E+06	2.2E-03
302	0.11171	8.82E-04	9.9E-05	6.05E-04	5.96E-08	0.84	4.71E-02	2.35E-09	1.0E+06	2.3E-03
303	0.12003	8.82E-04	1.1E-04	6.05E-04	6.41E-08	0.84	4.71E-02	2.52E-09	1.0E+06	2.5E-03
304	0.12928	8.82E-04	1.1E-04	6.05E-04	6.90E-08	0.84	4.71E-02	2.72E-09	1.0E+06	2.7E-03
305	0.13971	8.82E-04	1.2E-04	6.05E-04	7.46E-08	0.84	4.71E-02	2.94E-09	1.0E+06	2.9E-03
306	0.15056	8.82E-04	1.3E-04	6.05E-04	8.03E-08	0.84	4.71E-02	3.17E-09	1.0E+06	3.2E-03
307	0.16281	8.82E-04	1.4E-04	6.05E-04	8.69E-08	0.84	4.71E-02	3.42E-09	1.0E+06	3.4E-03
308	0.17482	8.82E-04	1.5E-04	6.05E-04	9.33E-08	0.84	4.71E-02	3.68E-09	1.0E+06	3.7E-03

Ventura Ranch

P3 (off) - Building Construction

							Cancer Risk from 2 to 16 years			
Receptor #	Conc	g/sec	Cair	Dose Constant	Dose	ED	Risk Constant	Risk	Constant 2	Risk/ Million
309	0.18399	8.82E-04	1.6E-04	6.05E-04	9.82E-08	0.84	4.71E-02	3.87E-09	1.0E+06	3.9E-03
310	0.19503	8.82E-04	1.7E-04	6.05E-04	1.04E-07	0.84	4.71E-02	4.10E-09	1.0E+06	4.1E-03
311	0.20938	8.82E-04	1.8E-04	6.05E-04	1.12E-07	0.84	4.71E-02	4.40E-09	1.0E+06	4.4E-03
312	0.22226	8.82E-04	2.0E-04	6.05E-04	1.19E-07	0.84	4.71E-02	4.67E-09	1.0E+06	4.7E-03
313	0.22154	8.82E-04	2.0E-04	6.05E-04	1.18E-07	0.84	4.71E-02	4.66E-09	1.0E+06	4.7E-03
314	0.08413	8.82E-04	7.4E-05	6.05E-04	4.49E-08	0.84	4.71E-02	1.77E-09	1.0E+06	1.8E-03
315	0.08972	8.82E-04	7.9E-05	6.05E-04	4.79E-08	0.84	4.71E-02	1.89E-09	1.0E+06	1.9E-03
316	0.09613	8.82E-04	8.5E-05	6.05E-04	5.13E-08	0.84	4.71E-02	2.02E-09	1.0E+06	2.0E-03
317	0.10379	8.82E-04	9.2E-05	6.05E-04	5.54E-08	0.84	4.71E-02	2.18E-09	1.0E+06	2.2E-03
318	0.11011	8.82E-04	9.7E-05	6.05E-04	5.88E-08	0.84	4.71E-02	2.31E-09	1.0E+06	2.3E-03
319	0.1193	8.82E-04	1.1E-04	6.05E-04	6.37E-08	0.84	4.71E-02	2.51E-09	1.0E+06	2.5E-03
320	0.12941	8.82E-04	1.1E-04	6.05E-04	6.91E-08	0.84	4.71E-02	2.72E-09	1.0E+06	2.7E-03
321	0.13703	8.82E-04	1.2E-04	6.05E-04	7.31E-08	0.84	4.71E-02	2.88E-09	1.0E+06	2.9E-03
322	0.14823	8.82E-04	1.3E-04	6.05E-04	7.91E-08	0.84	4.71E-02	3.12E-09	1.0E+06	3.1E-03
323	0.15877	8.82E-04	1.4E-04	6.05E-04	8.47E-08	0.84	4.71E-02	3.34E-09	1.0E+06	3.3E-03
324	0.16686	8.82E-04	1.5E-04	6.05E-04	8.90E-08	0.84	4.71E-02	3.51E-09	1.0E+06	3.5E-03
325	0.17522	8.82E-04	1.5E-04	6.05E-04	9.35E-08	0.84	4.71E-02	3.68E-09	1.0E+06	3.7E-03
326	0.18791	8.82E-04	1.7E-04	6.05E-04	1.00E-07	0.84	4.71E-02	3.95E-09	1.0E+06	4.0E-03
327	0.19835	8.82E-04	1.7E-04	6.05E-04	1.06E-07	0.84	4.71E-02	4.17E-09	1.0E+06	4.2E-03
328	0.19382	8.82E-04	1.7E-04	6.05E-04	1.03E-07	0.84	4.71E-02	4.07E-09	1.0E+06	4.1E-03
329	0.07814	8.82E-04	6.9E-05	6.05E-04	4.17E-08	0.84	4.71E-02	1.64E-09	1.0E+06	1.6E-03
330	0.08389	8.82E-04	7.4E-05	6.05E-04	4.48E-08	0.84	4.71E-02	1.76E-09	1.0E+06	1.8E-03
331	0.08994	8.82E-04	7.9E-05	6.05E-04	4.80E-08	0.84	4.71E-02	1.89E-09	1.0E+06	1.9E-03
332	0.09698	8.82E-04	8.6E-05	6.05E-04	5.18E-08	0.84	4.71E-02	2.04E-09	1.0E+06	2.0E-03
333	0.10286	8.82E-04	9.1E-05	6.05E-04	5.49E-08	0.84	4.71E-02	2.16E-09	1.0E+06	2.2E-03
334	0.11087	8.82E-04	9.8E-05	6.05E-04	5.92E-08	0.84	4.71E-02	2.33E-09	1.0E+06	2.3E-03
335	0.11907	8.82E-04	1.1E-04	6.05E-04	6.35E-08	0.84	4.71E-02	2.50E-09	1.0E+06	2.5E-03
336	0.12718	8.82E-04	1.1E-04	6.05E-04	6.79E-08	0.84	4.71E-02	2.67E-09	1.0E+06	2.7E-03
337	0.13617	8.82E-04	1.2E-04	6.05E-04	7.27E-08	0.84	4.71E-02	2.86E-09	1.0E+06	2.9E-03
338	0.14557	8.82E-04	1.3E-04	6.05E-04	7.77E-08	0.84	4.71E-02	3.06E-09	1.0E+06	3.1E-03
339	0.15323	8.82E-04	1.4E-04	6.05E-04	8.18E-08	0.84	4.71E-02	3.22E-09	1.0E+06	3.2E-03

Ventura Ranch

P3 (off) - Building Construction

							Cancer Risk from 2 to 16 years			
Receptor #	Conc	g/sec	Cair	Dose Constant	Dose	ED	Risk Constant	Risk	Constant 2	Risk/ Million
340	0.15885	8.82E-04	1.4E-04	6.05E-04	8.48E-08	0.84	4.71E-02	3.34E-09	1.0E+06	3.3E-03
341	0.16961	8.82E-04	1.5E-04	6.05E-04	9.05E-08	0.84	4.71E-02	3.57E-09	1.0E+06	3.6E-03
342	0.1781	8.82E-04	1.6E-04	6.05E-04	9.50E-08	0.84	4.71E-02	3.74E-09	1.0E+06	3.7E-03
343	0.1716	8.82E-04	1.5E-04	6.05E-04	9.16E-08	0.84	4.71E-02	3.61E-09	1.0E+06	3.6E-03
344	0.16323	8.82E-04	1.4E-04	6.05E-04	8.71E-08	0.84	4.71E-02	3.43E-09	1.0E+06	3.4E-03
345	0.07307	8.82E-04	6.4E-05	6.05E-04	3.90E-08	0.84	4.71E-02	1.54E-09	1.0E+06	1.5E-03
346	0.07889	8.82E-04	7.0E-05	6.05E-04	4.21E-08	0.84	4.71E-02	1.66E-09	1.0E+06	1.7E-03
347	0.08457	8.82E-04	7.5E-05	6.05E-04	4.51E-08	0.84	4.71E-02	1.78E-09	1.0E+06	1.8E-03
348	0.09101	8.82E-04	8.0E-05	6.05E-04	4.86E-08	0.84	4.71E-02	1.91E-09	1.0E+06	1.9E-03
349	0.09666	8.82E-04	8.5E-05	6.05E-04	5.16E-08	0.84	4.71E-02	2.03E-09	1.0E+06	2.0E-03
350	0.10349	8.82E-04	9.1E-05	6.05E-04	5.52E-08	0.84	4.71E-02	2.18E-09	1.0E+06	2.2E-03
351	0.11058	8.82E-04	9.8E-05	6.05E-04	5.90E-08	0.84	4.71E-02	2.32E-09	1.0E+06	2.3E-03
352	0.11864	8.82E-04	1.0E-04	6.05E-04	6.33E-08	0.84	4.71E-02	2.49E-09	1.0E+06	2.5E-03
353	0.12575	8.82E-04	1.1E-04	6.05E-04	6.71E-08	0.84	4.71E-02	2.64E-09	1.0E+06	2.6E-03
354	0.13378	8.82E-04	1.2E-04	6.05E-04	7.14E-08	0.84	4.71E-02	2.81E-09	1.0E+06	2.8E-03
355	0.14082	8.82E-04	1.2E-04	6.05E-04	7.52E-08	0.84	4.71E-02	2.96E-09	1.0E+06	3.0E-03
356	0.1449	8.82E-04	1.3E-04	6.05E-04	7.73E-08	0.84	4.71E-02	3.05E-09	1.0E+06	3.0E-03
357	0.15425	8.82E-04	1.4E-04	6.05E-04	8.23E-08	0.84	4.71E-02	3.24E-09	1.0E+06	3.2E-03
358	0.16143	8.82E-04	1.4E-04	6.05E-04	8.61E-08	0.84	4.71E-02	3.39E-09	1.0E+06	3.4E-03
359	0.15804	8.82E-04	1.4E-04	6.05E-04	8.43E-08	0.84	4.71E-02	3.32E-09	1.0E+06	3.3E-03
360	0.1439	8.82E-04	1.3E-04	6.05E-04	7.68E-08	0.84	4.71E-02	3.03E-09	1.0E+06	3.0E-03

Ventura Ranch
P3 (off) - Building Construction

Max Cancer Risk Cancer Risk	
Receptor #	**Total Risk/ Million**
1	4.2E-02
2	4.5E-02
3	4.8E-02
4	4.9E-02
5	5.0E-02
6	4.9E-02
7	4.7E-02
8	4.4E-02
9	4.1E-02
10	3.7E-02
11	3.2E-02
12	2.8E-02
13	2.3E-02
14	1.9E-02
15	1.4E-02
16	1.1E-02
17	7.4E-03
18	5.8E-03
19	4.3E-03
20	3.4E-03
21	2.7E-03
22	5.1E-02
23	4.8E-02
24	4.4E-02
25	3.9E-02
26	3.4E-02
27	2.9E-02
28	2.5E-02
29	2.0E-02
30	1.5E-02
31	1.0E-02

Max	**Receptor #**	
0.225	122	Res

Chronic Non Cancer Risk	
REL	**HI Offroad**
5	3.52E-04
5	3.79E-04
5	4.00E-04
5	4.13E-04
5	4.17E-04
5	4.12E-04
5	3.96E-04
5	3.71E-04
5	3.41E-04
5	3.06E-04
5	2.69E-04
5	2.32E-04
5	1.95E-04
5	1.61E-04
5	1.17E-04
5	9.01E-05
5	6.21E-05
5	4.89E-05
5	3.59E-05
5	2.87E-05
5	2.27E-05
5	4.31E-04
5	4.04E-04
5	3.70E-04
5	3.31E-04
5	2.89E-04
5	2.47E-04
5	2.06E-04
5	1.69E-04
5	1.24E-04
5	8.47E-05

Max	**Receptor #**	
1.891E-03	122	Res

Ventura Ranch
P3 (off) - Building Construction

Max Cancer Risk Cancer Risk		*Chronic Non Cancer Risk*	
Receptor #	Total Risk/ Million	REL	HI Offroad
32	5.9E-03	5	4.91E-05
33	4.8E-03	5	4.05E-05
34	4.3E-03	5	3.63E-05
35	2.1E-02	5	1.79E-04
36	1.5E-02	5	1.28E-04
37	2.1E-02	5	1.78E-04
38	2.6E-02	5	2.15E-04
39	3.1E-02	5	2.57E-04
40	3.7E-02	5	3.06E-04
41	2.1E-02	5	1.75E-04
42	2.5E-02	5	2.12E-04
43	3.1E-02	5	2.57E-04
44	3.7E-02	5	3.12E-04
45	4.5E-02	5	3.76E-04
46	7.1E-02	5	5.93E-04
47	6.4E-02	5	5.39E-04
48	2.5E-02	5	2.08E-04
49	3.1E-02	5	2.56E-04
50	3.8E-02	5	3.15E-04
51	4.6E-02	5	3.84E-04
52	7.9E-02	5	6.61E-04
53	7.2E-02	5	6.00E-04
54	6.2E-02	5	5.24E-04
55	3.0E-02	5	2.51E-04
56	3.7E-02	5	3.14E-04
57	4.6E-02	5	3.90E-04
58	5.6E-02	5	4.74E-04
59	8.9E-02	5	7.43E-04
60	8.0E-02	5	6.73E-04
61	7.0E-02	5	5.85E-04
62	1.0E-01	5	8.41E-04

Ventura Ranch
P3 (off) - Building Construction

Max Cancer Risk Cancer Risk		*Chronic Non Cancer Risk*	
Receptor #	Total Risk/ Million	REL	HI Offroad
63	9.1E-02	5	7.60E-04
64	7.8E-02	5	6.58E-04
65	1.0E-01	5	8.68E-04
66	2.2E-02	5	1.85E-04
67	2.8E-02	5	2.34E-04
68	9.9E-03	5	8.34E-05
69	6.9E-03	5	5.78E-05
70	5.3E-03	5	4.45E-05
71	4.4E-03	5	3.70E-05
72	2.1E-02	5	1.80E-04
73	2.7E-02	5	2.27E-04
74	1.7E-02	5	1.44E-04
75	1.1E-02	5	8.81E-05
76	7.5E-03	5	6.28E-05
77	5.9E-03	5	4.91E-05
78	5.1E-03	5	4.26E-05
79	2.1E-02	5	1.76E-04
80	2.6E-02	5	2.20E-04
81	1.7E-02	5	1.46E-04
82	1.1E-02	5	9.36E-05
83	8.7E-03	5	7.34E-05
84	7.5E-03	5	6.25E-05
85	6.2E-03	5	5.19E-05
86	2.1E-02	5	1.75E-04
87	2.8E-02	5	2.32E-04
88	1.3E-02	5	1.10E-04
89	1.8E-02	5	1.47E-04
90	1.4E-02	5	1.19E-04
91	1.6E-02	5	1.36E-04
92	1.9E-02	5	1.57E-04
93	1.3E-02	5	1.09E-04

Ventura Ranch
P3 (off) - Building Construction

Max Cancer Risk Cancer Risk		*Chronic Non Cancer Risk*	
Receptor #	Total Risk/ Million	REL	HI Offroad
94	1.5E-02	5	1.23E-04
95	1.7E-02	5	1.40E-04
96	1.9E-02	5	1.64E-04
97	2.3E-02	5	1.95E-04
98	2.8E-02	5	2.32E-04
99	1.2E-02	5	9.67E-05
100	1.3E-02	5	1.08E-04
101	1.4E-02	5	1.21E-04
102	1.7E-02	5	1.39E-04
103	1.9E-02	5	1.62E-04
104	2.3E-02	5	1.93E-04
105	2.8E-02	5	2.36E-04
106	3.5E-02	5	2.97E-04
107	4.7E-02	5	3.94E-04
108	6.8E-02	5	5.73E-04
109	1.0E-02	5	8.39E-05
110	1.1E-02	5	9.21E-05
111	1.2E-02	5	1.02E-04
112	1.4E-02	5	1.17E-04
113	1.6E-02	5	1.33E-04
114	1.8E-02	5	1.52E-04
115	2.1E-02	5	1.79E-04
116	2.6E-02	5	2.15E-04
117	3.2E-02	5	2.66E-04
118	4.1E-02	5	3.44E-04
119	5.7E-02	5	4.76E-04
120	9.2E-02	5	7.72E-04
121	1.5E-01	5	1.29E-03
122	2.3E-01	5	1.89E-03
123	8.5E-03	5	7.16E-05
124	9.2E-03	5	7.75E-05

Ventura Ranch
P3 (off) - Building Construction

Max Cancer Risk Cancer Risk		*Chronic Non Cancer Risk*	
Receptor #	Total Risk/ Million	REL	HI Offroad
125	1.0E-02	5	8.50E-05
126	1.1E-02	5	9.52E-05
127	1.3E-02	5	1.06E-04
128	1.4E-02	5	1.18E-04
129	1.6E-02	5	1.35E-04
130	1.9E-02	5	1.56E-04
131	2.2E-02	5	1.83E-04
132	2.6E-02	5	2.21E-04
133	3.4E-02	5	2.83E-04
134	4.7E-02	5	3.95E-04
135	6.7E-02	5	5.64E-04
136	9.3E-02	5	7.80E-04
137	1.2E-01	5	1.02E-03
138	1.4E-01	5	1.21E-03
139	7.2E-03	5	6.05E-05
140	7.7E-03	5	6.47E-05
141	8.3E-03	5	7.00E-05
142	9.2E-03	5	7.70E-05
143	1.0E-02	5	8.37E-05
144	1.1E-02	5	9.19E-05
145	1.2E-02	5	1.03E-04
146	1.4E-02	5	1.15E-04
147	1.6E-02	5	1.33E-04
148	1.8E-02	5	1.53E-04
149	2.2E-02	5	1.87E-04
150	2.9E-02	5	2.44E-04
151	3.8E-02	5	3.17E-04
152	4.8E-02	5	4.02E-04
153	6.3E-02	5	5.29E-04
154	7.6E-02	5	6.35E-04
155	6.1E-03	5	5.10E-05

Ventura Ranch
P3 (off) - Building Construction

Max Cancer Risk Cancer Risk		*Chronic Non Cancer Risk*	
Receptor #	Total Risk/ Million	REL	HI Offroad
156	6.4E-03	5	5.40E-05
157	6.9E-03	5	5.77E-05
158	7.4E-03	5	6.25E-05
159	8.0E-03	5	6.70E-05
160	8.6E-03	5	7.26E-05
161	9.5E-03	5	7.98E-05
162	1.1E-02	5	8.82E-05
163	1.2E-02	5	1.00E-04
164	1.4E-02	5	1.14E-04
165	1.6E-02	5	1.36E-04
166	2.0E-02	5	1.70E-04
167	2.5E-02	5	2.08E-04
168	3.0E-02	5	2.51E-04
169	3.8E-02	5	3.16E-04
170	4.4E-02	5	3.72E-04
171	5.1E-03	5	4.31E-05
172	5.4E-03	5	4.52E-05
173	5.7E-03	5	4.78E-05
174	6.1E-03	5	5.11E-05
175	6.5E-03	5	5.44E-05
176	7.0E-03	5	5.85E-05
177	7.6E-03	5	6.35E-05
178	8.3E-03	5	6.99E-05
179	9.4E-03	5	7.90E-05
180	1.1E-02	5	8.94E-05
181	1.2E-02	5	1.03E-04
182	1.5E-02	5	1.26E-04
183	1.8E-02	5	1.50E-04
184	2.1E-02	5	1.74E-04
185	2.5E-02	5	2.10E-04
186	2.9E-02	5	2.41E-04

Ventura Ranch
P3 (off) - Building Construction

Max Cancer Risk Cancer Risk		*Chronic Non Cancer Risk*	
Receptor #	Total Risk/ Million	REL	HI Offroad
187	4.4E-03	5	3.65E-05
188	4.5E-03	5	3.81E-05
189	4.8E-03	5	4.00E-05
190	5.1E-03	5	4.25E-05
191	5.4E-03	5	4.50E-05
192	5.8E-03	5	4.84E-05
193	6.2E-03	5	5.20E-05
194	6.8E-03	5	5.73E-05
195	7.7E-03	5	6.46E-05
196	8.7E-03	5	7.28E-05
197	9.9E-03	5	8.29E-05
198	1.2E-02	5	9.89E-05
199	1.4E-02	5	1.15E-04
200	1.5E-02	5	1.28E-04
201	1.8E-02	5	1.50E-04
202	2.0E-02	5	1.69E-04
203	3.7E-03	5	3.12E-05
204	3.9E-03	5	3.24E-05
205	4.0E-03	5	3.39E-05
206	4.3E-03	5	3.58E-05
207	4.5E-03	5	3.81E-05
208	4.9E-03	5	4.10E-05
209	5.2E-03	5	4.38E-05
210	5.7E-03	5	4.82E-05
211	6.5E-03	5	5.42E-05
212	7.2E-03	5	6.03E-05
213	8.2E-03	5	6.91E-05
214	9.6E-03	5	8.08E-05
215	1.1E-02	5	9.17E-05
216	1.2E-02	5	9.81E-05
217	1.3E-02	5	1.13E-04

Ventura Ranch
P3 (off) - Building Construction

Max Cancer Risk Cancer Risk		*Chronic Non Cancer Risk*	
Receptor #	Total Risk/ Million	REL	HI Offroad
218	1.5E-02	5	1.26E-04
219	3.2E-03	5	2.69E-05
220	3.3E-03	5	2.79E-05
221	3.5E-03	5	2.91E-05
222	3.7E-03	5	3.08E-05
223	3.9E-03	5	3.28E-05
224	4.2E-03	5	3.54E-05
225	4.5E-03	5	3.79E-05
226	5.0E-03	5	4.16E-05
227	5.5E-03	5	4.60E-05
228	6.2E-03	5	5.17E-05
229	7.0E-03	5	5.90E-05
230	8.1E-03	5	6.76E-05
231	8.7E-03	5	7.31E-05
232	9.3E-03	5	7.78E-05
233	1.1E-02	5	8.82E-05
234	1.2E-02	5	9.70E-05
235	2.8E-03	5	2.34E-05
236	2.9E-03	5	2.43E-05
237	3.0E-03	5	2.55E-05
238	3.2E-03	5	2.70E-05
239	3.4E-03	5	2.86E-05
240	3.7E-03	5	3.10E-05
241	4.0E-03	5	3.35E-05
242	4.3E-03	5	3.57E-05
243	4.8E-03	5	4.03E-05
244	5.4E-03	5	4.51E-05
245	6.1E-03	5	5.11E-05
246	6.9E-03	5	5.75E-05
247	7.0E-03	5	5.83E-05
248	7.6E-03	5	6.39E-05

Ventura Ranch
P3 (off) - Building Construction

Max Cancer Risk Cancer Risk		*Chronic Non Cancer Risk*	
Receptor #	Total Risk/ Million	REL	HI Offroad
249	8.4E-03	5	7.07E-05
250	9.2E-03	5	7.68E-05
251	2.5E-03	5	2.07E-05
252	2.6E-03	5	2.15E-05
253	2.7E-03	5	2.26E-05
254	2.9E-03	5	2.40E-05
255	3.0E-03	5	2.54E-05
256	3.3E-03	5	2.76E-05
257	3.6E-03	5	3.01E-05
258	3.8E-03	5	3.19E-05
259	4.2E-03	5	3.57E-05
260	4.7E-03	5	3.97E-05
261	5.3E-03	5	4.44E-05
262	5.9E-03	5	4.94E-05
263	5.8E-03	5	4.90E-05
264	6.4E-03	5	5.41E-05
265	6.8E-03	5	5.70E-05
266	7.2E-03	5	6.08E-05
267	2.2E-03	5	1.85E-05
268	2.3E-03	5	1.93E-05
269	2.4E-03	5	2.03E-05
270	2.6E-03	5	2.17E-05
271	2.7E-03	5	2.29E-05
272	3.0E-03	5	2.49E-05
273	3.2E-03	5	2.72E-05
274	3.5E-03	5	2.92E-05
275	3.8E-03	5	3.18E-05
276	4.2E-03	5	3.54E-05
277	4.6E-03	5	3.83E-05
278	4.9E-03	5	4.09E-05
279	5.2E-03	5	4.33E-05

Ventura Ranch
P3 (off) - Building Construction

Max Cancer Risk Cancer Risk		*Chronic Non Cancer Risk*	
Receptor #	Total Risk/ Million	REL	HI Offroad
280	5.6E-03	5	4.70E-05
281	5.8E-03	5	4.89E-05
282	6.2E-03	5	5.22E-05
283	2.0E-03	5	1.67E-05
284	2.1E-03	5	1.75E-05
285	2.2E-03	5	1.85E-05
286	2.4E-03	5	1.98E-05
287	2.5E-03	5	2.11E-05
288	2.7E-03	5	2.27E-05
289	3.0E-03	5	2.48E-05
290	3.2E-03	5	2.69E-05
291	3.4E-03	5	2.88E-05
292	3.8E-03	5	3.17E-05
293	4.1E-03	5	3.41E-05
294	4.3E-03	5	3.65E-05
295	4.6E-03	5	3.88E-05
296	4.9E-03	5	4.13E-05
297	5.1E-03	5	4.30E-05
298	5.4E-03	5	4.51E-05
299	1.9E-03	5	1.61E-05
300	2.0E-03	5	1.70E-05
301	2.2E-03	5	1.82E-05
302	2.3E-03	5	1.97E-05
303	2.5E-03	5	2.12E-05
304	2.7E-03	5	2.28E-05
305	2.9E-03	5	2.46E-05
306	3.2E-03	5	2.66E-05
307	3.4E-03	5	2.87E-05
308	3.7E-03	5	3.08E-05

Ventura Ranch
P3 (off) - Building Construction

Max Cancer Risk Cancer Risk		*Chronic Non Cancer Risk*	
Receptor #	Total Risk/ Million	REL	HI Offroad
309	3.9E-03	5	3.25E-05
310	4.1E-03	5	3.44E-05
311	4.4E-03	5	3.69E-05
312	4.7E-03	5	3.92E-05
313	4.7E-03	5	3.91E-05
314	1.8E-03	5	1.48E-05
315	1.9E-03	5	1.58E-05
316	2.0E-03	5	1.70E-05
317	2.2E-03	5	1.83E-05
318	2.3E-03	5	1.94E-05
319	2.5E-03	5	2.10E-05
320	2.7E-03	5	2.28E-05
321	2.9E-03	5	2.42E-05
322	3.1E-03	5	2.61E-05
323	3.3E-03	5	2.80E-05
324	3.5E-03	5	2.94E-05
325	3.7E-03	5	3.09E-05
326	4.0E-03	5	3.31E-05
327	4.2E-03	5	3.50E-05
328	4.1E-03	5	3.42E-05
329	1.6E-03	5	1.38E-05
330	1.8E-03	5	1.48E-05
331	1.9E-03	5	1.59E-05
332	2.0E-03	5	1.71E-05
333	2.2E-03	5	1.81E-05
334	2.3E-03	5	1.96E-05
335	2.5E-03	5	2.10E-05
336	2.7E-03	5	2.24E-05
337	2.9E-03	5	2.40E-05
338	3.1E-03	5	2.57E-05
339	3.2E-03	5	2.70E-05

Ventura Ranch
P3 (off) - Building Construction

Max Cancer Risk Cancer Risk		*Chronic Non Cancer Risk*	
Receptor #	Total Risk/ Million	REL	HI Offroad
340	3.3E-03	5	2.80E-05
341	3.6E-03	5	2.99E-05
342	3.7E-03	5	3.14E-05
343	3.6E-03	5	3.03E-05
344	3.4E-03	5	2.88E-05
345	1.5E-03	5	1.29E-05
346	1.7E-03	5	1.39E-05
347	1.8E-03	5	1.49E-05
348	1.9E-03	5	1.61E-05
349	2.0E-03	5	1.71E-05
350	2.2E-03	5	1.83E-05
351	2.3E-03	5	1.95E-05
352	2.5E-03	5	2.09E-05
353	2.6E-03	5	2.22E-05
354	2.8E-03	5	2.36E-05
355	3.0E-03	5	2.48E-05
356	3.0E-03	5	2.56E-05
357	3.2E-03	5	2.72E-05
358	3.4E-03	5	2.85E-05
359	3.3E-03	5	2.79E-05
360	3.0E-03	5	2.54E-05

Ventura Ranch

P3 (off) - Building Construction Haul or Vendor Risk

		Cancer Risk from 2 to 16 years								
Receptor #	Conc	g/sec	Cair	Dose Constant	Dose	ED	Risk Constant	Risk	Constant 2	Risk/ Million
1	0.27315	2.40E-06	6.5E-07	6.05E-04	3.96E-10	0.84	4.71E-02	1.56E-11	1.0E+06	1.6E-05
2	0.25932	2.40E-06	6.2E-07	6.05E-04	3.76E-10	0.84	4.71E-02	1.48E-11	1.0E+06	1.5E-05
3	0.24831	2.40E-06	5.9E-07	6.05E-04	3.60E-10	0.84	4.71E-02	1.42E-11	1.0E+06	1.4E-05
4	0.23859	2.40E-06	5.7E-07	6.05E-04	3.46E-10	0.84	4.71E-02	1.36E-11	1.0E+06	1.4E-05
5	0.22897	2.40E-06	5.5E-07	6.05E-04	3.32E-10	0.84	4.71E-02	1.31E-11	1.0E+06	1.3E-05
6	0.21609	2.40E-06	5.2E-07	6.05E-04	3.13E-10	0.84	4.71E-02	1.23E-11	1.0E+06	1.2E-05
7	0.20281	2.40E-06	4.9E-07	6.05E-04	2.94E-10	0.84	4.71E-02	1.16E-11	1.0E+06	1.2E-05
8	0.19034	2.40E-06	4.6E-07	6.05E-04	2.76E-10	0.84	4.71E-02	1.09E-11	1.0E+06	1.1E-05
9	0.17571	2.40E-06	4.2E-07	6.05E-04	2.55E-10	0.84	4.71E-02	1.00E-11	1.0E+06	1.0E-05
10	0.16101	2.40E-06	3.9E-07	6.05E-04	2.33E-10	0.84	4.71E-02	9.19E-12	1.0E+06	9.2E-06
11	0.14724	2.40E-06	3.5E-07	6.05E-04	2.13E-10	0.84	4.71E-02	8.41E-12	1.0E+06	8.4E-06
12	0.13459	2.40E-06	3.2E-07	6.05E-04	1.95E-10	0.84	4.71E-02	7.68E-12	1.0E+06	7.7E-06
13	0.1224	2.40E-06	2.9E-07	6.05E-04	1.77E-10	0.84	4.71E-02	6.99E-12	1.0E+06	7.0E-06
14	0.1112	2.40E-06	2.7E-07	6.05E-04	1.61E-10	0.84	4.71E-02	6.35E-12	1.0E+06	6.3E-06
15	0.10302	2.40E-06	2.5E-07	6.05E-04	1.49E-10	0.84	4.71E-02	5.88E-12	1.0E+06	5.9E-06
16	0.09592	2.40E-06	2.3E-07	6.05E-04	1.39E-10	0.84	4.71E-02	5.48E-12	1.0E+06	5.5E-06
17	0.08104	2.40E-06	1.9E-07	6.05E-04	1.17E-10	0.84	4.71E-02	4.63E-12	1.0E+06	4.6E-06
18	0.07653	2.40E-06	1.8E-07	6.05E-04	1.11E-10	0.84	4.71E-02	4.37E-12	1.0E+06	4.4E-06
19	0.0675	2.40E-06	1.6E-07	6.05E-04	9.78E-11	0.84	4.71E-02	3.85E-12	1.0E+06	3.9E-06
20	0.06248	2.40E-06	1.5E-07	6.05E-04	9.05E-11	0.84	4.71E-02	3.57E-12	1.0E+06	3.6E-06
21	0.05649	2.40E-06	1.4E-07	6.05E-04	8.19E-11	0.84	4.71E-02	3.23E-12	1.0E+06	3.2E-06
22	0.20923	2.40E-06	5.0E-07	6.05E-04	3.03E-10	0.84	4.71E-02	1.19E-11	1.0E+06	1.2E-05
23	0.19546	2.40E-06	4.7E-07	6.05E-04	2.83E-10	0.84	4.71E-02	1.12E-11	1.0E+06	1.1E-05
24	0.18164	2.40E-06	4.4E-07	6.05E-04	2.63E-10	0.84	4.71E-02	1.04E-11	1.0E+06	1.0E-05
25	0.16816	2.40E-06	4.0E-07	6.05E-04	2.44E-10	0.84	4.71E-02	9.60E-12	1.0E+06	9.6E-06
26	0.15452	2.40E-06	3.7E-07	6.05E-04	2.24E-10	0.84	4.71E-02	8.82E-12	1.0E+06	8.8E-06
27	0.13999	2.40E-06	3.4E-07	6.05E-04	2.03E-10	0.84	4.71E-02	7.99E-12	1.0E+06	8.0E-06
28	0.12585	2.40E-06	3.0E-07	6.05E-04	1.82E-10	0.84	4.71E-02	7.18E-12	1.0E+06	7.2E-06
29	0.11535	2.40E-06	2.8E-07	6.05E-04	1.67E-10	0.84	4.71E-02	6.59E-12	1.0E+06	6.6E-06
30	0.10967	2.40E-06	2.6E-07	6.05E-04	1.59E-10	0.84	4.71E-02	6.26E-12	1.0E+06	6.3E-06
31	0.09173	2.40E-06	2.2E-07	6.05E-04	1.33E-10	0.84	4.71E-02	5.24E-12	1.0E+06	5.2E-06

Ventura Ranch

P3 (off) - Building Construction Haul or Vendor Risk

		Cancer Risk from 2 to 16 years								
Receptor #	Conc	g/sec	Cair	Dose Constant	Dose	ED	Risk Constant	Risk	Constant 2	Risk/ Million
32	0.07026	2.40E-06	1.7E-07	6.05E-04	1.02E-10	0.84	4.71E-02	4.01E-12	1.0E+06	4.0E-06
33	0.06847	2.40E-06	1.6E-07	6.05E-04	9.92E-11	0.84	4.71E-02	3.91E-12	1.0E+06	3.9E-06
34	0.0699	2.40E-06	1.7E-07	6.05E-04	1.01E-10	0.84	4.71E-02	3.99E-12	1.0E+06	4.0E-06
35	0.13203	2.40E-06	3.2E-07	6.05E-04	1.91E-10	0.84	4.71E-02	7.54E-12	1.0E+06	7.5E-06
36	0.11424	2.40E-06	2.7E-07	6.05E-04	1.66E-10	0.84	4.71E-02	6.52E-12	1.0E+06	6.5E-06
37	0.59905	2.40E-06	1.4E-06	6.05E-04	8.68E-10	0.84	4.71E-02	3.42E-11	1.0E+06	3.4E-05
38	0.52159	2.40E-06	1.2E-06	6.05E-04	7.56E-10	0.84	4.71E-02	2.98E-11	1.0E+06	3.0E-05
39	0.45967	2.40E-06	1.1E-06	6.05E-04	6.66E-10	0.84	4.71E-02	2.62E-11	1.0E+06	2.6E-05
40	0.41289	2.40E-06	9.9E-07	6.05E-04	5.98E-10	0.84	4.71E-02	2.36E-11	1.0E+06	2.4E-05
41	0.66058	2.40E-06	1.6E-06	6.05E-04	9.57E-10	0.84	4.71E-02	3.77E-11	1.0E+06	3.8E-05
42	0.57043	2.40E-06	1.4E-06	6.05E-04	8.27E-10	0.84	4.71E-02	3.26E-11	1.0E+06	3.3E-05
43	0.49903	2.40E-06	1.2E-06	6.05E-04	7.23E-10	0.84	4.71E-02	2.85E-11	1.0E+06	2.8E-05
44	0.44544	2.40E-06	1.1E-06	6.05E-04	6.46E-10	0.84	4.71E-02	2.54E-11	1.0E+06	2.5E-05
45	0.406	2.40E-06	9.7E-07	6.05E-04	5.88E-10	0.84	4.71E-02	2.32E-11	1.0E+06	2.3E-05
46	0.22884	2.40E-06	5.5E-07	6.05E-04	3.32E-10	0.84	4.71E-02	1.31E-11	1.0E+06	1.3E-05
47	0.21212	2.40E-06	5.1E-07	6.05E-04	3.07E-10	0.84	4.71E-02	1.21E-11	1.0E+06	1.2E-05
48	0.62767	2.40E-06	1.5E-06	6.05E-04	9.10E-10	0.84	4.71E-02	3.58E-11	1.0E+06	3.6E-05
49	0.54418	2.40E-06	1.3E-06	6.05E-04	7.89E-10	0.84	4.71E-02	3.11E-11	1.0E+06	3.1E-05
50	0.48257	2.40E-06	1.2E-06	6.05E-04	6.99E-10	0.84	4.71E-02	2.76E-11	1.0E+06	2.8E-05
51	0.43873	2.40E-06	1.1E-06	6.05E-04	6.36E-10	0.84	4.71E-02	2.50E-11	1.0E+06	2.5E-05
52	0.24121	2.40E-06	5.8E-07	6.05E-04	3.50E-10	0.84	4.71E-02	1.38E-11	1.0E+06	1.4E-05
53	0.22198	2.40E-06	5.3E-07	6.05E-04	3.22E-10	0.84	4.71E-02	1.27E-11	1.0E+06	1.3E-05
54	0.20776	2.40E-06	5.0E-07	6.05E-04	3.01E-10	0.84	4.71E-02	1.19E-11	1.0E+06	1.2E-05
55	0.59869	2.40E-06	1.4E-06	6.05E-04	8.68E-10	0.84	4.71E-02	3.42E-11	1.0E+06	3.4E-05
56	0.52756	2.40E-06	1.3E-06	6.05E-04	7.65E-10	0.84	4.71E-02	3.01E-11	1.0E+06	3.0E-05
57	0.47756	2.40E-06	1.1E-06	6.05E-04	6.92E-10	0.84	4.71E-02	2.73E-11	1.0E+06	2.7E-05
58	0.4413	2.40E-06	1.1E-06	6.05E-04	6.40E-10	0.84	4.71E-02	2.52E-11	1.0E+06	2.5E-05
59	0.25411	2.40E-06	6.1E-07	6.05E-04	3.68E-10	0.84	4.71E-02	1.45E-11	1.0E+06	1.5E-05
60	0.2347	2.40E-06	5.6E-07	6.05E-04	3.40E-10	0.84	4.71E-02	1.34E-11	1.0E+06	1.3E-05
61	0.21828	2.40E-06	5.2E-07	6.05E-04	3.16E-10	0.84	4.71E-02	1.25E-11	1.0E+06	1.2E-05
62	0.26761	2.40E-06	6.4E-07	6.05E-04	3.88E-10	0.84	4.71E-02	1.53E-11	1.0E+06	1.5E-05

Ventura Ranch

P3 (off) - Building Construction Haul or Vendor Risk

		Cancer Risk from 2 to 16 years								
Receptor #	Conc	g/sec	Cair	Dose Constant	Dose	ED	Risk Constant	Risk	Constant 2	Risk/ Million
63	0.24748	2.40E-06	5.9E-07	6.05E-04	3.59E-10	0.84	4.71E-02	1.41E-11	1.0E+06	1.4E-05
64	0.22779	2.40E-06	5.5E-07	6.05E-04	3.30E-10	0.84	4.71E-02	1.30E-11	1.0E+06	1.3E-05
65	0.26071	2.40E-06	6.2E-07	6.05E-04	3.78E-10	0.84	4.71E-02	1.49E-11	1.0E+06	1.5E-05
66	1.01211	2.40E-06	2.4E-06	6.05E-04	1.47E-09	0.84	4.71E-02	5.78E-11	1.0E+06	5.8E-05
67	0.8335	2.40E-06	2.0E-06	6.05E-04	1.21E-09	0.84	4.71E-02	4.76E-11	1.0E+06	4.8E-05
68	0.12834	2.40E-06	3.1E-07	6.05E-04	1.86E-10	0.84	4.71E-02	7.33E-12	1.0E+06	7.3E-06
69	0.10493	2.40E-06	2.5E-07	6.05E-04	1.52E-10	0.84	4.71E-02	5.99E-12	1.0E+06	6.0E-06
70	0.09134	2.40E-06	2.2E-07	6.05E-04	1.32E-10	0.84	4.71E-02	5.21E-12	1.0E+06	5.2E-06
71	0.0831	2.40E-06	2.0E-07	6.05E-04	1.20E-10	0.84	4.71E-02	4.74E-12	1.0E+06	4.7E-06
72	1.18101	2.40E-06	2.8E-06	6.05E-04	1.71E-09	0.84	4.71E-02	6.74E-11	1.0E+06	6.7E-05
73	0.95471	2.40E-06	2.3E-06	6.05E-04	1.38E-09	0.84	4.71E-02	5.45E-11	1.0E+06	5.5E-05
74	0.16012	2.40E-06	3.8E-07	6.05E-04	2.32E-10	0.84	4.71E-02	9.14E-12	1.0E+06	9.1E-06
75	0.13616	2.40E-06	3.3E-07	6.05E-04	1.97E-10	0.84	4.71E-02	7.77E-12	1.0E+06	7.8E-06
76	0.11261	2.40E-06	2.7E-07	6.05E-04	1.63E-10	0.84	4.71E-02	6.43E-12	1.0E+06	6.4E-06
77	0.09787	2.40E-06	2.3E-07	6.05E-04	1.42E-10	0.84	4.71E-02	5.59E-12	1.0E+06	5.6E-06
78	0.09175	2.40E-06	2.2E-07	6.05E-04	1.33E-10	0.84	4.71E-02	5.24E-12	1.0E+06	5.2E-06
79	1.41082	2.40E-06	3.4E-06	6.05E-04	2.04E-09	0.84	4.71E-02	8.05E-11	1.0E+06	8.1E-05
80	1.11586	2.40E-06	2.7E-06	6.05E-04	1.62E-09	0.84	4.71E-02	6.37E-11	1.0E+06	6.4E-05
81	0.16124	2.40E-06	3.9E-07	6.05E-04	2.34E-10	0.84	4.71E-02	9.21E-12	1.0E+06	9.2E-06
82	0.14458	2.40E-06	3.5E-07	6.05E-04	2.10E-10	0.84	4.71E-02	8.25E-12	1.0E+06	8.3E-06
83	0.13346	2.40E-06	3.2E-07	6.05E-04	1.93E-10	0.84	4.71E-02	7.62E-12	1.0E+06	7.6E-06
84	0.12969	2.40E-06	3.1E-07	6.05E-04	1.88E-10	0.84	4.71E-02	7.40E-12	1.0E+06	7.4E-06
85	0.11177	2.40E-06	2.7E-07	6.05E-04	1.62E-10	0.84	4.71E-02	6.38E-12	1.0E+06	6.4E-06
86	1.73854	2.40E-06	4.2E-06	6.05E-04	2.52E-09	0.84	4.71E-02	9.93E-11	1.0E+06	9.9E-05
87	1.29237	2.40E-06	3.1E-06	6.05E-04	1.87E-09	0.84	4.71E-02	7.38E-11	1.0E+06	7.4E-05
88	0.15899	2.40E-06	3.8E-07	6.05E-04	2.30E-10	0.84	4.71E-02	9.08E-12	1.0E+06	9.1E-06
89	15.57642	2.40E-06	3.7E-05	6.05E-04	2.26E-08	0.84	4.71E-02	8.89E-10	1.0E+06	8.9E-04
90	11.44535	2.40E-06	2.7E-05	6.05E-04	1.66E-08	0.84	4.71E-02	6.53E-10	1.0E+06	6.5E-04
91	18.20645	2.40E-06	4.4E-05	6.05E-04	2.64E-08	0.84	4.71E-02	1.04E-09	1.0E+06	1.0E-03
92	11.18143	2.40E-06	2.7E-05	6.05E-04	1.62E-08	0.84	4.71E-02	6.38E-10	1.0E+06	6.4E-04
93	20.95114	2.40E-06	5.0E-05	6.05E-04	3.04E-08	0.84	4.71E-02	1.20E-09	1.0E+06	1.2E-03

Ventura Ranch

P3 (off) - Building Construction Haul or Vendor Risk

		Cancer Risk from 2 to 16 years								
Receptor #	Conc	g/sec	Cair	Dose Constant	Dose	ED	Risk Constant	Risk	Constant 2	Risk/ Million
94	13.01504	2.40E-06	3.1E-05	6.05E-04	1.89E-08	0.84	4.71E-02	7.43E-10	1.0E+06	7.4E-04
95	9.07432	2.40E-06	2.2E-05	6.05E-04	1.32E-08	0.84	4.71E-02	5.18E-10	1.0E+06	5.2E-04
96	6.64905	2.40E-06	1.6E-05	6.05E-04	9.64E-09	0.84	4.71E-02	3.80E-10	1.0E+06	3.8E-04
97	4.99337	2.40E-06	1.2E-05	6.05E-04	7.24E-09	0.84	4.71E-02	2.85E-10	1.0E+06	2.9E-04
98	3.88847	2.40E-06	9.3E-06	6.05E-04	5.64E-09	0.84	4.71E-02	2.22E-10	1.0E+06	2.2E-04
99	13.73986	2.40E-06	3.3E-05	6.05E-04	1.99E-08	0.84	4.71E-02	7.84E-10	1.0E+06	7.8E-04
100	9.8886	2.40E-06	2.4E-05	6.05E-04	1.43E-08	0.84	4.71E-02	5.65E-10	1.0E+06	5.6E-04
101	7.48414	2.40E-06	1.8E-05	6.05E-04	1.08E-08	0.84	4.71E-02	4.27E-10	1.0E+06	4.3E-04
102	5.78575	2.40E-06	1.4E-05	6.05E-04	8.38E-09	0.84	4.71E-02	3.30E-10	1.0E+06	3.3E-04
103	4.54733	2.40E-06	1.1E-05	6.05E-04	6.59E-09	0.84	4.71E-02	2.60E-10	1.0E+06	2.6E-04
104	3.59595	2.40E-06	8.6E-06	6.05E-04	5.21E-09	0.84	4.71E-02	2.05E-10	1.0E+06	2.1E-04
105	2.88391	2.40E-06	6.9E-06	6.05E-04	4.18E-09	0.84	4.71E-02	1.65E-10	1.0E+06	1.6E-04
106	2.36163	2.40E-06	5.7E-06	6.05E-04	3.42E-09	0.84	4.71E-02	1.35E-10	1.0E+06	1.3E-04
107	1.97939	2.40E-06	4.7E-06	6.05E-04	2.87E-09	0.84	4.71E-02	1.13E-10	1.0E+06	1.1E-04
108	1.68254	2.40E-06	4.0E-06	6.05E-04	2.44E-09	0.84	4.71E-02	9.61E-11	1.0E+06	9.6E-05
109	10.18663	2.40E-06	2.4E-05	6.05E-04	1.48E-08	0.84	4.71E-02	5.82E-10	1.0E+06	5.8E-04
110	7.89632	2.40E-06	1.9E-05	6.05E-04	1.14E-08	0.84	4.71E-02	4.51E-10	1.0E+06	4.5E-04
111	6.24097	2.40E-06	1.5E-05	6.05E-04	9.04E-09	0.84	4.71E-02	3.56E-10	1.0E+06	3.6E-04
112	4.87072	2.40E-06	1.2E-05	6.05E-04	7.06E-09	0.84	4.71E-02	2.78E-10	1.0E+06	2.8E-04
113	3.98433	2.40E-06	9.5E-06	6.05E-04	5.77E-09	0.84	4.71E-02	2.27E-10	1.0E+06	2.3E-04
114	3.32243	2.40E-06	8.0E-06	6.05E-04	4.82E-09	0.84	4.71E-02	1.90E-10	1.0E+06	1.9E-04
115	2.73196	2.40E-06	6.5E-06	6.05E-04	3.96E-09	0.84	4.71E-02	1.56E-10	1.0E+06	1.6E-04
116	2.28217	2.40E-06	5.5E-06	6.05E-04	3.31E-09	0.84	4.71E-02	1.30E-10	1.0E+06	1.3E-04
117	1.93216	2.40E-06	4.6E-06	6.05E-04	2.80E-09	0.84	4.71E-02	1.10E-10	1.0E+06	1.1E-04
118	1.64379	2.40E-06	3.9E-06	6.05E-04	2.38E-09	0.84	4.71E-02	9.38E-11	1.0E+06	9.4E-05
119	1.40249	2.40E-06	3.4E-06	6.05E-04	2.03E-09	0.84	4.71E-02	8.01E-11	1.0E+06	8.0E-05
120	1.20465	2.40E-06	2.9E-06	6.05E-04	1.75E-09	0.84	4.71E-02	6.88E-11	1.0E+06	6.9E-05
121	1.04736	2.40E-06	2.5E-06	6.05E-04	1.52E-09	0.84	4.71E-02	5.98E-11	1.0E+06	6.0E-05
122	0.90873	2.40E-06	2.2E-06	6.05E-04	1.32E-09	0.84	4.71E-02	5.19E-11	1.0E+06	5.2E-05
123	8.06251	2.40E-06	1.9E-05	6.05E-04	1.17E-08	0.84	4.71E-02	4.60E-10	1.0E+06	4.6E-04
124	6.51863	2.40E-06	1.6E-05	6.05E-04	9.45E-09	0.84	4.71E-02	3.72E-10	1.0E+06	3.7E-04

Ventura Ranch

P3 (off) - Building Construction Haul or Vendor Risk

		Cancer Risk from 2 to 16 years								
Receptor #	Conc	g/sec	Cair	Dose Constant	Dose	ED	Risk Constant	Risk	Constant 2	Risk/ Million
125	5.30279	2.40E-06	1.3E-05	6.05E-04	7.69E-09	0.84	4.71E-02	3.03E-10	1.0E+06	3.0E-04
126	4.14953	2.40E-06	9.9E-06	6.05E-04	6.01E-09	0.84	4.71E-02	2.37E-10	1.0E+06	2.4E-04
127	3.52466	2.40E-06	8.4E-06	6.05E-04	5.11E-09	0.84	4.71E-02	2.01E-10	1.0E+06	2.0E-04
128	3.00801	2.40E-06	7.2E-06	6.05E-04	4.36E-09	0.84	4.71E-02	1.72E-10	1.0E+06	1.7E-04
129	2.42478	2.40E-06	5.8E-06	6.05E-04	3.51E-09	0.84	4.71E-02	1.38E-10	1.0E+06	1.4E-04
130	2.08531	2.40E-06	5.0E-06	6.05E-04	3.02E-09	0.84	4.71E-02	1.19E-10	1.0E+06	1.2E-04
131	1.82868	2.40E-06	4.4E-06	6.05E-04	2.65E-09	0.84	4.71E-02	1.04E-10	1.0E+06	1.0E-04
132	1.5757	2.40E-06	3.8E-06	6.05E-04	2.28E-09	0.84	4.71E-02	9.00E-11	1.0E+06	9.0E-05
133	1.37384	2.40E-06	3.3E-06	6.05E-04	1.99E-09	0.84	4.71E-02	7.84E-11	1.0E+06	7.8E-05
134	1.21308	2.40E-06	2.9E-06	6.05E-04	1.76E-09	0.84	4.71E-02	6.93E-11	1.0E+06	6.9E-05
135	1.06348	2.40E-06	2.5E-06	6.05E-04	1.54E-09	0.84	4.71E-02	6.07E-11	1.0E+06	6.1E-05
136	0.93164	2.40E-06	2.2E-06	6.05E-04	1.35E-09	0.84	4.71E-02	5.32E-11	1.0E+06	5.3E-05
137	0.82157	2.40E-06	2.0E-06	6.05E-04	1.19E-09	0.84	4.71E-02	4.69E-11	1.0E+06	4.7E-05
138	0.71713	2.40E-06	1.7E-06	6.05E-04	1.04E-09	0.84	4.71E-02	4.09E-11	1.0E+06	4.1E-05
139	6.61237	2.40E-06	1.6E-05	6.05E-04	9.58E-09	0.84	4.71E-02	3.78E-10	1.0E+06	3.8E-04
140	5.52987	2.40E-06	1.3E-05	6.05E-04	8.01E-09	0.84	4.71E-02	3.16E-10	1.0E+06	3.2E-04
141	4.58597	2.40E-06	1.1E-05	6.05E-04	6.65E-09	0.84	4.71E-02	2.62E-10	1.0E+06	2.6E-04
142	3.61614	2.40E-06	8.7E-06	6.05E-04	5.24E-09	0.84	4.71E-02	2.06E-10	1.0E+06	2.1E-04
143	3.15758	2.40E-06	7.6E-06	6.05E-04	4.58E-09	0.84	4.71E-02	1.80E-10	1.0E+06	1.8E-04
144	2.71604	2.40E-06	6.5E-06	6.05E-04	3.94E-09	0.84	4.71E-02	1.55E-10	1.0E+06	1.6E-04
145	2.20625	2.40E-06	5.3E-06	6.05E-04	3.20E-09	0.84	4.71E-02	1.26E-10	1.0E+06	1.3E-04
146	1.93656	2.40E-06	4.6E-06	6.05E-04	2.81E-09	0.84	4.71E-02	1.11E-10	1.0E+06	1.1E-04
147	1.71451	2.40E-06	4.1E-06	6.05E-04	2.48E-09	0.84	4.71E-02	9.79E-11	1.0E+06	9.8E-05
148	1.46985	2.40E-06	3.5E-06	6.05E-04	2.13E-09	0.84	4.71E-02	8.39E-11	1.0E+06	8.4E-05
149	1.29854	2.40E-06	3.1E-06	6.05E-04	1.88E-09	0.84	4.71E-02	7.41E-11	1.0E+06	7.4E-05
150	1.17389	2.40E-06	2.8E-06	6.05E-04	1.70E-09	0.84	4.71E-02	6.70E-11	1.0E+06	6.7E-05
151	1.03333	2.40E-06	2.5E-06	6.05E-04	1.50E-09	0.84	4.71E-02	5.90E-11	1.0E+06	5.9E-05
152	0.90876	2.40E-06	2.2E-06	6.05E-04	1.32E-09	0.84	4.71E-02	5.19E-11	1.0E+06	5.2E-05
153	0.82556	2.40E-06	2.0E-06	6.05E-04	1.20E-09	0.84	4.71E-02	4.71E-11	1.0E+06	4.7E-05
154	0.73055	2.40E-06	1.7E-06	6.05E-04	1.06E-09	0.84	4.71E-02	4.17E-11	1.0E+06	4.2E-05
155	5.61883	2.40E-06	1.3E-05	6.05E-04	8.14E-09	0.84	4.71E-02	3.21E-10	1.0E+06	3.2E-04

Ventura Ranch

P3 (off) - Building Construction Haul or Vendor Risk

		Cancer Risk from 2 to 16 years								
Receptor #	Conc	g/sec	Cair	Dose Constant	Dose	ED	Risk Constant	Risk	Constant 2	Risk/ Million
156	4.79418	2.40E-06	1.1E-05	6.05E-04	6.95E-09	0.84	4.71E-02	2.74E-10	1.0E+06	2.7E-04
157	4.02371	2.40E-06	9.6E-06	6.05E-04	5.83E-09	0.84	4.71E-02	2.30E-10	1.0E+06	2.3E-04
158	3.19956	2.40E-06	7.7E-06	6.05E-04	4.64E-09	0.84	4.71E-02	1.83E-10	1.0E+06	1.8E-04
159	2.83648	2.40E-06	6.8E-06	6.05E-04	4.11E-09	0.84	4.71E-02	1.62E-10	1.0E+06	1.6E-04
160	2.46405	2.40E-06	5.9E-06	6.05E-04	3.57E-09	0.84	4.71E-02	1.41E-10	1.0E+06	1.4E-04
161	2.02437	2.40E-06	4.8E-06	6.05E-04	2.93E-09	0.84	4.71E-02	1.16E-10	1.0E+06	1.2E-04
162	1.79538	2.40E-06	4.3E-06	6.05E-04	2.60E-09	0.84	4.71E-02	1.02E-10	1.0E+06	1.0E-04
163	1.60527	2.40E-06	3.8E-06	6.05E-04	2.33E-09	0.84	4.71E-02	9.16E-11	1.0E+06	9.2E-05
164	1.38759	2.40E-06	3.3E-06	6.05E-04	2.01E-09	0.84	4.71E-02	7.92E-11	1.0E+06	7.9E-05
165	1.23382	2.40E-06	3.0E-06	6.05E-04	1.79E-09	0.84	4.71E-02	7.04E-11	1.0E+06	7.0E-05
166	1.12484	2.40E-06	2.7E-06	6.05E-04	1.63E-09	0.84	4.71E-02	6.42E-11	1.0E+06	6.4E-05
167	0.99751	2.40E-06	2.4E-06	6.05E-04	1.45E-09	0.84	4.71E-02	5.69E-11	1.0E+06	5.7E-05
168	0.87538	2.40E-06	2.1E-06	6.05E-04	1.27E-09	0.84	4.71E-02	5.00E-11	1.0E+06	5.0E-05
169	0.80333	2.40E-06	1.9E-06	6.05E-04	1.16E-09	0.84	4.71E-02	4.59E-11	1.0E+06	4.6E-05
170	0.71866	2.40E-06	1.7E-06	6.05E-04	1.04E-09	0.84	4.71E-02	4.10E-11	1.0E+06	4.1E-05
171	4.89369	2.40E-06	1.2E-05	6.05E-04	7.09E-09	0.84	4.71E-02	2.79E-10	1.0E+06	2.8E-04
172	4.23822	2.40E-06	1.0E-05	6.05E-04	6.14E-09	0.84	4.71E-02	2.42E-10	1.0E+06	2.4E-04
173	3.5815	2.40E-06	8.6E-06	6.05E-04	5.19E-09	0.84	4.71E-02	2.04E-10	1.0E+06	2.0E-04
174	2.8665	2.40E-06	6.9E-06	6.05E-04	4.15E-09	0.84	4.71E-02	1.64E-10	1.0E+06	1.6E-04
175	2.55401	2.40E-06	6.1E-06	6.05E-04	3.70E-09	0.84	4.71E-02	1.46E-10	1.0E+06	1.5E-04
176	2.2436	2.40E-06	5.4E-06	6.05E-04	3.25E-09	0.84	4.71E-02	1.28E-10	1.0E+06	1.3E-04
177	1.86418	2.40E-06	4.5E-06	6.05E-04	2.70E-09	0.84	4.71E-02	1.06E-10	1.0E+06	1.1E-04
178	1.66048	2.40E-06	4.0E-06	6.05E-04	2.41E-09	0.84	4.71E-02	9.48E-11	1.0E+06	9.5E-05
179	1.49454	2.40E-06	3.6E-06	6.05E-04	2.17E-09	0.84	4.71E-02	8.53E-11	1.0E+06	8.5E-05
180	1.30111	2.40E-06	3.1E-06	6.05E-04	1.89E-09	0.84	4.71E-02	7.43E-11	1.0E+06	7.4E-05
181	1.15995	2.40E-06	2.8E-06	6.05E-04	1.68E-09	0.84	4.71E-02	6.62E-11	1.0E+06	6.6E-05
182	1.06517	2.40E-06	2.6E-06	6.05E-04	1.54E-09	0.84	4.71E-02	6.08E-11	1.0E+06	6.1E-05
183	0.95092	2.40E-06	2.3E-06	6.05E-04	1.38E-09	0.84	4.71E-02	5.43E-11	1.0E+06	5.4E-05
184	0.8363	2.40E-06	2.0E-06	6.05E-04	1.21E-09	0.84	4.71E-02	4.77E-11	1.0E+06	4.8E-05
185	0.77225	2.40E-06	1.8E-06	6.05E-04	1.12E-09	0.84	4.71E-02	4.41E-11	1.0E+06	4.4E-05
186	0.69601	2.40E-06	1.7E-06	6.05E-04	1.01E-09	0.84	4.71E-02	3.97E-11	1.0E+06	4.0E-05

Ventura Ranch

P3 (off) - Building Construction Haul or Vendor Risk

		Cancer Risk from 2 to 16 years								
Receptor #	Conc	g/sec	Cair	Dose Constant	Dose	ED	Risk Constant	Risk	Constant 2	Risk/ Million
187	4.36778	2.40E-06	1.0E-05	6.05E-04	6.33E-09	0.84	4.71E-02	2.49E-10	1.0E+06	2.5E-04
188	3.80089	2.40E-06	9.1E-06	6.05E-04	5.51E-09	0.84	4.71E-02	2.17E-10	1.0E+06	2.2E-04
189	3.22347	2.40E-06	7.7E-06	6.05E-04	4.67E-09	0.84	4.71E-02	1.84E-10	1.0E+06	1.8E-04
190	2.5863	2.40E-06	6.2E-06	6.05E-04	3.75E-09	0.84	4.71E-02	1.48E-10	1.0E+06	1.5E-04
191	2.31388	2.40E-06	5.5E-06	6.05E-04	3.35E-09	0.84	4.71E-02	1.32E-10	1.0E+06	1.3E-04
192	2.05249	2.40E-06	4.9E-06	6.05E-04	2.97E-09	0.84	4.71E-02	1.17E-10	1.0E+06	1.2E-04
193	1.71095	2.40E-06	4.1E-06	6.05E-04	2.48E-09	0.84	4.71E-02	9.77E-11	1.0E+06	9.8E-05
194	1.53079	2.40E-06	3.7E-06	6.05E-04	2.22E-09	0.84	4.71E-02	8.74E-11	1.0E+06	8.7E-05
195	1.38985	2.40E-06	3.3E-06	6.05E-04	2.01E-09	0.84	4.71E-02	7.93E-11	1.0E+06	7.9E-05
196	1.21992	2.40E-06	2.9E-06	6.05E-04	1.77E-09	0.84	4.71E-02	6.96E-11	1.0E+06	7.0E-05
197	1.09269	2.40E-06	2.6E-06	6.05E-04	1.58E-09	0.84	4.71E-02	6.24E-11	1.0E+06	6.2E-05
198	1.00881	2.40E-06	2.4E-06	6.05E-04	1.46E-09	0.84	4.71E-02	5.76E-11	1.0E+06	5.8E-05
199	0.90597	2.40E-06	2.2E-06	6.05E-04	1.31E-09	0.84	4.71E-02	5.17E-11	1.0E+06	5.2E-05
200	0.79278	2.40E-06	1.9E-06	6.05E-04	1.15E-09	0.84	4.71E-02	4.53E-11	1.0E+06	4.5E-05
201	0.73859	2.40E-06	1.8E-06	6.05E-04	1.07E-09	0.84	4.71E-02	4.22E-11	1.0E+06	4.2E-05
202	0.67144	2.40E-06	1.6E-06	6.05E-04	9.73E-10	0.84	4.71E-02	3.83E-11	1.0E+06	3.8E-05
203	3.9794	2.40E-06	9.5E-06	6.05E-04	5.77E-09	0.84	4.71E-02	2.27E-10	1.0E+06	2.3E-04
204	3.46719	2.40E-06	8.3E-06	6.05E-04	5.02E-09	0.84	4.71E-02	1.98E-10	1.0E+06	2.0E-04
205	2.95601	2.40E-06	7.1E-06	6.05E-04	4.28E-09	0.84	4.71E-02	1.69E-10	1.0E+06	1.7E-04
206	2.37539	2.40E-06	5.7E-06	6.05E-04	3.44E-09	0.84	4.71E-02	1.36E-10	1.0E+06	1.4E-04
207	2.11394	2.40E-06	5.1E-06	6.05E-04	3.06E-09	0.84	4.71E-02	1.21E-10	1.0E+06	1.2E-04
208	1.88754	2.40E-06	4.5E-06	6.05E-04	2.74E-09	0.84	4.71E-02	1.08E-10	1.0E+06	1.1E-04
209	1.58052	2.40E-06	3.8E-06	6.05E-04	2.29E-09	0.84	4.71E-02	9.02E-11	1.0E+06	9.0E-05
210	1.41196	2.40E-06	3.4E-06	6.05E-04	2.05E-09	0.84	4.71E-02	8.06E-11	1.0E+06	8.1E-05
211	1.28783	2.40E-06	3.1E-06	6.05E-04	1.87E-09	0.84	4.71E-02	7.35E-11	1.0E+06	7.4E-05
212	1.14851	2.40E-06	2.8E-06	6.05E-04	1.66E-09	0.84	4.71E-02	6.56E-11	1.0E+06	6.6E-05
213	1.03851	2.40E-06	2.5E-06	6.05E-04	1.51E-09	0.84	4.71E-02	5.93E-11	1.0E+06	5.9E-05
214	0.96226	2.40E-06	2.3E-06	6.05E-04	1.39E-09	0.84	4.71E-02	5.49E-11	1.0E+06	5.5E-05
215	0.86395	2.40E-06	2.1E-06	6.05E-04	1.25E-09	0.84	4.71E-02	4.93E-11	1.0E+06	4.9E-05
216	0.7513	2.40E-06	1.8E-06	6.05E-04	1.09E-09	0.84	4.71E-02	4.29E-11	1.0E+06	4.3E-05
217	0.70358	2.40E-06	1.7E-06	6.05E-04	1.02E-09	0.84	4.71E-02	4.02E-11	1.0E+06	4.0E-05

Ventura Ranch

P3 (off) - Building Construction Haul or Vendor Risk

		Cancer Risk from 2 to 16 years								
Receptor #	Conc	g/sec	Cair	Dose Constant	Dose	ED	Risk Constant	Risk	Constant 2	Risk/ Million
218	0.64811	2.40E-06	1.6E-06	6.05E-04	9.39E-10	0.84	4.71E-02	3.70E-11	1.0E+06	3.7E-05
219	3.66138	2.40E-06	8.8E-06	6.05E-04	5.31E-09	0.84	4.71E-02	2.09E-10	1.0E+06	2.1E-04
220	3.20101	2.40E-06	7.7E-06	6.05E-04	4.64E-09	0.84	4.71E-02	1.83E-10	1.0E+06	1.8E-04
221	2.73219	2.40E-06	6.5E-06	6.05E-04	3.96E-09	0.84	4.71E-02	1.56E-10	1.0E+06	1.6E-04
222	2.20339	2.40E-06	5.3E-06	6.05E-04	3.19E-09	0.84	4.71E-02	1.26E-10	1.0E+06	1.3E-04
223	1.94883	2.40E-06	4.7E-06	6.05E-04	2.82E-09	0.84	4.71E-02	1.11E-10	1.0E+06	1.1E-04
224	1.73834	2.40E-06	4.2E-06	6.05E-04	2.52E-09	0.84	4.71E-02	9.92E-11	1.0E+06	9.9E-05
225	1.48285	2.40E-06	3.6E-06	6.05E-04	2.15E-09	0.84	4.71E-02	8.47E-11	1.0E+06	8.5E-05
226	1.30979	2.40E-06	3.1E-06	6.05E-04	1.90E-09	0.84	4.71E-02	7.48E-11	1.0E+06	7.5E-05
227	1.1994	2.40E-06	2.9E-06	6.05E-04	1.74E-09	0.84	4.71E-02	6.85E-11	1.0E+06	6.8E-05
228	1.08286	2.40E-06	2.6E-06	6.05E-04	1.57E-09	0.84	4.71E-02	6.18E-11	1.0E+06	6.2E-05
229	0.99514	2.40E-06	2.4E-06	6.05E-04	1.44E-09	0.84	4.71E-02	5.68E-11	1.0E+06	5.7E-05
230	0.91976	2.40E-06	2.2E-06	6.05E-04	1.33E-09	0.84	4.71E-02	5.25E-11	1.0E+06	5.3E-05
231	0.80234	2.40E-06	1.9E-06	6.05E-04	1.16E-09	0.84	4.71E-02	4.58E-11	1.0E+06	4.6E-05
232	0.71245	2.40E-06	1.7E-06	6.05E-04	1.03E-09	0.84	4.71E-02	4.07E-11	1.0E+06	4.1E-05
233	0.67073	2.40E-06	1.6E-06	6.05E-04	9.72E-10	0.84	4.71E-02	3.83E-11	1.0E+06	3.8E-05
234	0.62035	2.40E-06	1.5E-06	6.05E-04	8.99E-10	0.84	4.71E-02	3.54E-11	1.0E+06	3.5E-05
235	3.39092	2.40E-06	8.1E-06	6.05E-04	4.91E-09	0.84	4.71E-02	1.94E-10	1.0E+06	1.9E-04
236	2.97217	2.40E-06	7.1E-06	6.05E-04	4.31E-09	0.84	4.71E-02	1.70E-10	1.0E+06	1.7E-04
237	2.54207	2.40E-06	6.1E-06	6.05E-04	3.68E-09	0.84	4.71E-02	1.45E-10	1.0E+06	1.5E-04
238	2.07519	2.40E-06	5.0E-06	6.05E-04	3.01E-09	0.84	4.71E-02	1.18E-10	1.0E+06	1.2E-04
239	1.80708	2.40E-06	4.3E-06	6.05E-04	2.62E-09	0.84	4.71E-02	1.03E-10	1.0E+06	1.0E-04
240	1.62604	2.40E-06	3.9E-06	6.05E-04	2.36E-09	0.84	4.71E-02	9.28E-11	1.0E+06	9.3E-05
241	1.41878	2.40E-06	3.4E-06	6.05E-04	2.06E-09	0.84	4.71E-02	8.10E-11	1.0E+06	8.1E-05
242	1.22129	2.40E-06	2.9E-06	6.05E-04	1.77E-09	0.84	4.71E-02	6.97E-11	1.0E+06	7.0E-05
243	1.12972	2.40E-06	2.7E-06	6.05E-04	1.64E-09	0.84	4.71E-02	6.45E-11	1.0E+06	6.4E-05
244	1.03008	2.40E-06	2.5E-06	6.05E-04	1.49E-09	0.84	4.71E-02	5.88E-11	1.0E+06	5.9E-05
245	0.95441	2.40E-06	2.3E-06	6.05E-04	1.38E-09	0.84	4.71E-02	5.45E-11	1.0E+06	5.4E-05
246	0.88044	2.40E-06	2.1E-06	6.05E-04	1.28E-09	0.84	4.71E-02	5.03E-11	1.0E+06	5.0E-05
247	0.73693	2.40E-06	1.8E-06	6.05E-04	1.07E-09	0.84	4.71E-02	4.21E-11	1.0E+06	4.2E-05
248	0.68162	2.40E-06	1.6E-06	6.05E-04	9.88E-10	0.84	4.71E-02	3.89E-11	1.0E+06	3.9E-05

Ventura Ranch

P3 (off) - Building Construction Haul or Vendor Risk

		Cancer Risk from 2 to 16 years								
Receptor #	Conc	g/sec	Cair	Dose Constant	Dose	ED	Risk Constant	Risk	Constant 2	Risk/ Million
249	0.63868	2.40E-06	1.5E-06	6.05E-04	9.26E-10	0.84	4.71E-02	3.65E-11	1.0E+06	3.6E-05
250	0.59265	2.40E-06	1.4E-06	6.05E-04	8.59E-10	0.84	4.71E-02	3.38E-11	1.0E+06	3.4E-05
251	3.19575	2.40E-06	7.7E-06	6.05E-04	4.63E-09	0.84	4.71E-02	1.82E-10	1.0E+06	1.8E-04
252	2.76951	2.40E-06	6.6E-06	6.05E-04	4.01E-09	0.84	4.71E-02	1.58E-10	1.0E+06	1.6E-04
253	2.38914	2.40E-06	5.7E-06	6.05E-04	3.46E-09	0.84	4.71E-02	1.36E-10	1.0E+06	1.4E-04
254	2.00279	2.40E-06	4.8E-06	6.05E-04	2.90E-09	0.84	4.71E-02	1.14E-10	1.0E+06	1.1E-04
255	1.68993	2.40E-06	4.0E-06	6.05E-04	2.45E-09	0.84	4.71E-02	9.65E-11	1.0E+06	9.6E-05
256	1.53663	2.40E-06	3.7E-06	6.05E-04	2.23E-09	0.84	4.71E-02	8.77E-11	1.0E+06	8.8E-05
257	1.364	2.40E-06	3.3E-06	6.05E-04	1.98E-09	0.84	4.71E-02	7.79E-11	1.0E+06	7.8E-05
258	1.1574	2.40E-06	2.8E-06	6.05E-04	1.68E-09	0.84	4.71E-02	6.61E-11	1.0E+06	6.6E-05
259	1.06634	2.40E-06	2.6E-06	6.05E-04	1.55E-09	0.84	4.71E-02	6.09E-11	1.0E+06	6.1E-05
260	0.97769	2.40E-06	2.3E-06	6.05E-04	1.42E-09	0.84	4.71E-02	5.58E-11	1.0E+06	5.6E-05
261	0.90503	2.40E-06	2.2E-06	6.05E-04	1.31E-09	0.84	4.71E-02	5.17E-11	1.0E+06	5.2E-05
262	0.84018	2.40E-06	2.0E-06	6.05E-04	1.22E-09	0.84	4.71E-02	4.80E-11	1.0E+06	4.8E-05
263	0.7006	2.40E-06	1.7E-06	6.05E-04	1.02E-09	0.84	4.71E-02	4.00E-11	1.0E+06	4.0E-05
264	0.6597	2.40E-06	1.6E-06	6.05E-04	9.56E-10	0.84	4.71E-02	3.77E-11	1.0E+06	3.8E-05
265	0.60324	2.40E-06	1.4E-06	6.05E-04	8.74E-10	0.84	4.71E-02	3.44E-11	1.0E+06	3.4E-05
266	0.55813	2.40E-06	1.3E-06	6.05E-04	8.09E-10	0.84	4.71E-02	3.19E-11	1.0E+06	3.2E-05
267	3.11959	2.40E-06	7.5E-06	6.05E-04	4.52E-09	0.84	4.71E-02	1.78E-10	1.0E+06	1.8E-04
268	2.58145	2.40E-06	6.2E-06	6.05E-04	3.74E-09	0.84	4.71E-02	1.47E-10	1.0E+06	1.5E-04
269	2.26569	2.40E-06	5.4E-06	6.05E-04	3.28E-09	0.84	4.71E-02	1.29E-10	1.0E+06	1.3E-04
270	1.95614	2.40E-06	4.7E-06	6.05E-04	2.83E-09	0.84	4.71E-02	1.12E-10	1.0E+06	1.1E-04
271	1.60196	2.40E-06	3.8E-06	6.05E-04	2.32E-09	0.84	4.71E-02	9.15E-11	1.0E+06	9.1E-05
272	1.45263	2.40E-06	3.5E-06	6.05E-04	2.11E-09	0.84	4.71E-02	8.29E-11	1.0E+06	8.3E-05
273	1.30412	2.40E-06	3.1E-06	6.05E-04	1.89E-09	0.84	4.71E-02	7.45E-11	1.0E+06	7.4E-05
274	1.13089	2.40E-06	2.7E-06	6.05E-04	1.64E-09	0.84	4.71E-02	6.46E-11	1.0E+06	6.5E-05
275	1.00821	2.40E-06	2.4E-06	6.05E-04	1.46E-09	0.84	4.71E-02	5.76E-11	1.0E+06	5.8E-05
276	0.93564	2.40E-06	2.2E-06	6.05E-04	1.36E-09	0.84	4.71E-02	5.34E-11	1.0E+06	5.3E-05
277	0.84125	2.40E-06	2.0E-06	6.05E-04	1.22E-09	0.84	4.71E-02	4.80E-11	1.0E+06	4.8E-05
278	0.75547	2.40E-06	1.8E-06	6.05E-04	1.09E-09	0.84	4.71E-02	4.31E-11	1.0E+06	4.3E-05
279	0.68855	2.40E-06	1.6E-06	6.05E-04	9.98E-10	0.84	4.71E-02	3.93E-11	1.0E+06	3.9E-05

Ventura Ranch

P3 (off) - Building Construction Haul or Vendor Risk

		Cancer Risk from 2 to 16 years								
Receptor #	Conc	g/sec	Cair	Dose Constant	Dose	ED	Risk Constant	Risk	Constant 2	Risk/ Million
280	0.64515	2.40E-06	1.5E-06	6.05E-04	9.35E-10	0.84	4.71E-02	3.68E-11	1.0E+06	3.7E-05
281	0.5882	2.40E-06	1.4E-06	6.05E-04	8.52E-10	0.84	4.71E-02	3.36E-11	1.0E+06	3.4E-05
282	0.54895	2.40E-06	1.3E-06	6.05E-04	7.96E-10	0.84	4.71E-02	3.13E-11	1.0E+06	3.1E-05
283	3.12407	2.40E-06	7.5E-06	6.05E-04	4.53E-09	0.84	4.71E-02	1.78E-10	1.0E+06	1.8E-04
284	2.44466	2.40E-06	5.9E-06	6.05E-04	3.54E-09	0.84	4.71E-02	1.40E-10	1.0E+06	1.4E-04
285	2.17069	2.40E-06	5.2E-06	6.05E-04	3.15E-09	0.84	4.71E-02	1.24E-10	1.0E+06	1.2E-04
286	1.88906	2.40E-06	4.5E-06	6.05E-04	2.74E-09	0.84	4.71E-02	1.08E-10	1.0E+06	1.1E-04
287	1.56333	2.40E-06	3.7E-06	6.05E-04	2.27E-09	0.84	4.71E-02	8.93E-11	1.0E+06	8.9E-05
288	1.37606	2.40E-06	3.3E-06	6.05E-04	1.99E-09	0.84	4.71E-02	7.86E-11	1.0E+06	7.9E-05
289	1.25716	2.40E-06	3.0E-06	6.05E-04	1.82E-09	0.84	4.71E-02	7.18E-11	1.0E+06	7.2E-05
290	1.11964	2.40E-06	2.7E-06	6.05E-04	1.62E-09	0.84	4.71E-02	6.39E-11	1.0E+06	6.4E-05
291	0.96908	2.40E-06	2.3E-06	6.05E-04	1.40E-09	0.84	4.71E-02	5.53E-11	1.0E+06	5.5E-05
292	0.89906	2.40E-06	2.2E-06	6.05E-04	1.30E-09	0.84	4.71E-02	5.13E-11	1.0E+06	5.1E-05
293	0.81305	2.40E-06	1.9E-06	6.05E-04	1.18E-09	0.84	4.71E-02	4.64E-11	1.0E+06	4.6E-05
294	0.74039	2.40E-06	1.8E-06	6.05E-04	1.07E-09	0.84	4.71E-02	4.23E-11	1.0E+06	4.2E-05
295	0.68021	2.40E-06	1.6E-06	6.05E-04	9.86E-10	0.84	4.71E-02	3.88E-11	1.0E+06	3.9E-05
296	0.63215	2.40E-06	1.5E-06	6.05E-04	9.16E-10	0.84	4.71E-02	3.61E-11	1.0E+06	3.6E-05
297	0.58027	2.40E-06	1.4E-06	6.05E-04	8.41E-10	0.84	4.71E-02	3.31E-11	1.0E+06	3.3E-05
298	0.53761	2.40E-06	1.3E-06	6.05E-04	7.79E-10	0.84	4.71E-02	3.07E-11	1.0E+06	3.1E-05
299	2.3673	2.40E-06	5.7E-06	6.05E-04	3.43E-09	0.84	4.71E-02	1.35E-10	1.0E+06	1.4E-04
300	2.07588	2.40E-06	5.0E-06	6.05E-04	3.01E-09	0.84	4.71E-02	1.19E-10	1.0E+06	1.2E-04
301	1.84684	2.40E-06	4.4E-06	6.05E-04	2.68E-09	0.84	4.71E-02	1.05E-10	1.0E+06	1.1E-04
302	1.60304	2.40E-06	3.8E-06	6.05E-04	2.32E-09	0.84	4.71E-02	9.15E-11	1.0E+06	9.2E-05
303	1.38056	2.40E-06	3.3E-06	6.05E-04	2.00E-09	0.84	4.71E-02	7.88E-11	1.0E+06	7.9E-05
304	1.21221	2.40E-06	2.9E-06	6.05E-04	1.76E-09	0.84	4.71E-02	6.92E-11	1.0E+06	6.9E-05
305	1.07733	2.40E-06	2.6E-06	6.05E-04	1.56E-09	0.84	4.71E-02	6.15E-11	1.0E+06	6.2E-05
306	0.95597	2.40E-06	2.3E-06	6.05E-04	1.39E-09	0.84	4.71E-02	5.46E-11	1.0E+06	5.5E-05
307	0.87173	2.40E-06	2.1E-06	6.05E-04	1.26E-09	0.84	4.71E-02	4.98E-11	1.0E+06	5.0E-05
308	0.79628	2.40E-06	1.9E-06	6.05E-04	1.15E-09	0.84	4.71E-02	4.55E-11	1.0E+06	4.5E-05

Ventura Ranch

P3 (off) - Building Construction Haul or Vendor Risk

		Cancer Risk from 2 to 16 years								
Receptor #	Conc	g/sec	Cair	Dose Constant	Dose	ED	Risk Constant	Risk	Constant 2	Risk/ Million
309	0.71892	2.40E-06	1.7E-06	6.05E-04	1.04E-09	0.84	4.71E-02	4.10E-11	1.0E+06	4.1E-05
310	0.66416	2.40E-06	1.6E-06	6.05E-04	9.63E-10	0.84	4.71E-02	3.79E-11	1.0E+06	3.8E-05
311	0.62531	2.40E-06	1.5E-06	6.05E-04	9.06E-10	0.84	4.71E-02	3.57E-11	1.0E+06	3.6E-05
312	0.58519	2.40E-06	1.4E-06	6.05E-04	8.48E-10	0.84	4.71E-02	3.34E-11	1.0E+06	3.3E-05
313	0.52414	2.40E-06	1.3E-06	6.05E-04	7.60E-10	0.84	4.71E-02	2.99E-11	1.0E+06	3.0E-05
314	2.42625	2.40E-06	5.8E-06	6.05E-04	3.52E-09	0.84	4.71E-02	1.39E-10	1.0E+06	1.4E-04
315	1.96962	2.40E-06	4.7E-06	6.05E-04	2.85E-09	0.84	4.71E-02	1.12E-10	1.0E+06	1.1E-04
316	1.77895	2.40E-06	4.3E-06	6.05E-04	2.58E-09	0.84	4.71E-02	1.02E-10	1.0E+06	1.0E-04
317	1.55978	2.40E-06	3.7E-06	6.05E-04	2.26E-09	0.84	4.71E-02	8.90E-11	1.0E+06	8.9E-05
318	1.27319	2.40E-06	3.0E-06	6.05E-04	1.85E-09	0.84	4.71E-02	7.27E-11	1.0E+06	7.3E-05
319	1.16767	2.40E-06	2.8E-06	6.05E-04	1.69E-09	0.84	4.71E-02	6.67E-11	1.0E+06	6.7E-05
320	1.05803	2.40E-06	2.5E-06	6.05E-04	1.53E-09	0.84	4.71E-02	6.04E-11	1.0E+06	6.0E-05
321	0.91141	2.40E-06	2.2E-06	6.05E-04	1.32E-09	0.84	4.71E-02	5.20E-11	1.0E+06	5.2E-05
322	0.84743	2.40E-06	2.0E-06	6.05E-04	1.23E-09	0.84	4.71E-02	4.84E-11	1.0E+06	4.8E-05
323	0.7818	2.40E-06	1.9E-06	6.05E-04	1.13E-09	0.84	4.71E-02	4.46E-11	1.0E+06	4.5E-05
324	0.7093	2.40E-06	1.7E-06	6.05E-04	1.03E-09	0.84	4.71E-02	4.05E-11	1.0E+06	4.0E-05
325	0.65216	2.40E-06	1.6E-06	6.05E-04	9.45E-10	0.84	4.71E-02	3.72E-11	1.0E+06	3.7E-05
326	0.61721	2.40E-06	1.5E-06	6.05E-04	8.94E-10	0.84	4.71E-02	3.52E-11	1.0E+06	3.5E-05
327	0.57761	2.40E-06	1.4E-06	6.05E-04	8.37E-10	0.84	4.71E-02	3.30E-11	1.0E+06	3.3E-05
328	0.5113	2.40E-06	1.2E-06	6.05E-04	7.41E-10	0.84	4.71E-02	2.92E-11	1.0E+06	2.9E-05
329	2.4358	2.40E-06	5.8E-06	6.05E-04	3.53E-09	0.84	4.71E-02	1.39E-10	1.0E+06	1.4E-04
330	1.87806	2.40E-06	4.5E-06	6.05E-04	2.72E-09	0.84	4.71E-02	1.07E-10	1.0E+06	1.1E-04
331	1.69884	2.40E-06	4.1E-06	6.05E-04	2.46E-09	0.84	4.71E-02	9.70E-11	1.0E+06	9.7E-05
332	1.50216	2.40E-06	3.6E-06	6.05E-04	2.18E-09	0.84	4.71E-02	8.58E-11	1.0E+06	8.6E-05
333	1.24376	2.40E-06	3.0E-06	6.05E-04	1.80E-09	0.84	4.71E-02	7.10E-11	1.0E+06	7.1E-05
334	1.13765	2.40E-06	2.7E-06	6.05E-04	1.65E-09	0.84	4.71E-02	6.49E-11	1.0E+06	6.5E-05
335	1.04077	2.40E-06	2.5E-06	6.05E-04	1.51E-09	0.84	4.71E-02	5.94E-11	1.0E+06	5.9E-05
336	0.90045	2.40E-06	2.2E-06	6.05E-04	1.30E-09	0.84	4.71E-02	5.14E-11	1.0E+06	5.1E-05
337	0.83257	2.40E-06	2.0E-06	6.05E-04	1.21E-09	0.84	4.71E-02	4.75E-11	1.0E+06	4.8E-05
338	0.77573	2.40E-06	1.9E-06	6.05E-04	1.12E-09	0.84	4.71E-02	4.43E-11	1.0E+06	4.4E-05
339	0.70836	2.40E-06	1.7E-06	6.05E-04	1.03E-09	0.84	4.71E-02	4.04E-11	1.0E+06	4.0E-05

Ventura Ranch

P3 (off) - Building Construction Haul or Vendor Risk

		Cancer Risk from 2 to 16 years								
Receptor #	Conc	g/sec	Cair	Dose Constant	Dose	ED	Risk Constant	Risk	Constant 2	Risk/ Million
340	0.64247	2.40E-06	1.5E-06	6.05E-04	9.31E-10	0.84	4.71E-02	3.67E-11	1.0E+06	3.7E-05
341	0.60896	2.40E-06	1.5E-06	6.05E-04	8.83E-10	0.84	4.71E-02	3.48E-11	1.0E+06	3.5E-05
342	0.56955	2.40E-06	1.4E-06	6.05E-04	8.25E-10	0.84	4.71E-02	3.25E-11	1.0E+06	3.3E-05
343	0.50006	2.40E-06	1.2E-06	6.05E-04	7.25E-10	0.84	4.71E-02	2.85E-11	1.0E+06	2.9E-05
344	0.4431	2.40E-06	1.1E-06	6.05E-04	6.42E-10	0.84	4.71E-02	2.53E-11	1.0E+06	2.5E-05
345	2.34	2.40E-06	5.6E-06	6.05E-04	3.39E-09	0.84	4.71E-02	1.34E-10	1.0E+06	1.3E-04
346	1.79496	2.40E-06	4.3E-06	6.05E-04	2.60E-09	0.84	4.71E-02	1.02E-10	1.0E+06	1.0E-04
347	1.62381	2.40E-06	3.9E-06	6.05E-04	2.35E-09	0.84	4.71E-02	9.27E-11	1.0E+06	9.3E-05
348	1.44603	2.40E-06	3.5E-06	6.05E-04	2.10E-09	0.84	4.71E-02	8.26E-11	1.0E+06	8.3E-05
349	1.22519	2.40E-06	2.9E-06	6.05E-04	1.78E-09	0.84	4.71E-02	6.99E-11	1.0E+06	7.0E-05
350	1.11205	2.40E-06	2.7E-06	6.05E-04	1.61E-09	0.84	4.71E-02	6.35E-11	1.0E+06	6.3E-05
351	1.0191	2.40E-06	2.4E-06	6.05E-04	1.48E-09	0.84	4.71E-02	5.82E-11	1.0E+06	5.8E-05
352	0.90144	2.40E-06	2.2E-06	6.05E-04	1.31E-09	0.84	4.71E-02	5.15E-11	1.0E+06	5.1E-05
353	0.82225	2.40E-06	2.0E-06	6.05E-04	1.19E-09	0.84	4.71E-02	4.69E-11	1.0E+06	4.7E-05
354	0.76898	2.40E-06	1.8E-06	6.05E-04	1.11E-09	0.84	4.71E-02	4.39E-11	1.0E+06	4.4E-05
355	0.70553	2.40E-06	1.7E-06	6.05E-04	1.02E-09	0.84	4.71E-02	4.03E-11	1.0E+06	4.0E-05
356	0.63303	2.40E-06	1.5E-06	6.05E-04	9.17E-10	0.84	4.71E-02	3.61E-11	1.0E+06	3.6E-05
357	0.60153	2.40E-06	1.4E-06	6.05E-04	8.72E-10	0.84	4.71E-02	3.43E-11	1.0E+06	3.4E-05
358	0.56302	2.40E-06	1.3E-06	6.05E-04	8.16E-10	0.84	4.71E-02	3.21E-11	1.0E+06	3.2E-05
359	0.49987	2.40E-06	1.2E-06	6.05E-04	7.24E-10	0.84	4.71E-02	2.85E-11	1.0E+06	2.9E-05
360	0.43163	2.40E-06	1.0E-06	6.05E-04	6.26E-10	0.84	4.71E-02	2.46E-11	1.0E+06	2.5E-05

Ventura Ranch

P3 (off) - Building Construction Haul or Vendor Risk

Max Cancer Risk Cancer Risk	
Receptor #	**Total Risk/ Million**
1	1.6E-05
2	1.5E-05
3	1.4E-05
4	1.4E-05
5	1.3E-05
6	1.2E-05
7	1.2E-05
8	1.1E-05
9	1.0E-05
10	9.2E-06
11	8.4E-06
12	7.7E-06
13	7.0E-06
14	6.3E-06
15	5.9E-06
16	5.5E-06
17	4.6E-06
18	4.4E-06
19	3.9E-06
20	3.6E-06
21	3.2E-06
22	1.2E-05
23	1.1E-05
24	1.0E-05
25	9.6E-06
26	8.8E-06
27	8.0E-06
28	7.2E-06
29	6.6E-06
30	6.3E-06
31	5.2E-06

Max	**Receptor #**	
0.001	93	Res

Chronic Non Cancer Risk	
REL	**HI Offroad**
5	1.31E-07
5	1.24E-07
5	1.19E-07
5	1.14E-07
5	1.10E-07
5	1.04E-07
5	9.72E-08
5	9.12E-08
5	8.42E-08
5	7.71E-08
5	7.05E-08
5	6.45E-08
5	5.86E-08
5	5.33E-08
5	4.94E-08
5	4.59E-08
5	3.88E-08
5	3.67E-08
5	3.23E-08
5	2.99E-08
5	2.71E-08
5	1.00E-07
5	9.36E-08
5	8.70E-08
5	8.06E-08
5	7.40E-08
5	6.71E-08
5	6.03E-08
5	5.53E-08
5	5.25E-08
5	4.39E-08

Max	**Receptor #**	
1.004E-05	93	Res

Ventura Ranch

P3 (off) - Building Construction Haul or Vendor Risk

Max Cancer Risk Cancer Risk		*Chronic Non Cancer Risk*	
Receptor #	Total Risk/ Million	REL	HI Offroad
32	4.0E-06	5	3.37E-08
33	3.9E-06	5	3.28E-08
34	4.0E-06	5	3.35E-08
35	7.5E-06	5	6.32E-08
36	6.5E-06	5	5.47E-08
37	3.4E-05	5	2.87E-07
38	3.0E-05	5	2.50E-07
39	2.6E-05	5	2.20E-07
40	2.4E-05	5	1.98E-07
41	3.8E-05	5	3.16E-07
42	3.3E-05	5	2.73E-07
43	2.8E-05	5	2.39E-07
44	2.5E-05	5	2.13E-07
45	2.3E-05	5	1.94E-07
46	1.3E-05	5	1.10E-07
47	1.2E-05	5	1.02E-07
48	3.6E-05	5	3.01E-07
49	3.1E-05	5	2.61E-07
50	2.8E-05	5	2.31E-07
51	2.5E-05	5	2.10E-07
52	1.4E-05	5	1.16E-07
53	1.3E-05	5	1.06E-07
54	1.2E-05	5	9.95E-08
55	3.4E-05	5	2.87E-07
56	3.0E-05	5	2.53E-07
57	2.7E-05	5	2.29E-07
58	2.5E-05	5	2.11E-07
59	1.5E-05	5	1.22E-07
60	1.3E-05	5	1.12E-07
61	1.2E-05	5	1.05E-07
62	1.5E-05	5	1.28E-07

Ventura Ranch

P3 (off) - Building Construction Haul or Vendor Risk

Max Cancer Risk Cancer Risk		*Chronic Non Cancer Risk*	
Receptor #	Total Risk/ Million	REL	HI Offroad
63	1.4E-05	5	1.19E-07
64	1.3E-05	5	1.09E-07
65	1.5E-05	5	1.25E-07
66	5.8E-05	5	4.85E-07
67	4.8E-05	5	3.99E-07
68	7.3E-06	5	6.15E-08
69	6.0E-06	5	5.03E-08
70	5.2E-06	5	4.38E-08
71	4.7E-06	5	3.98E-08
72	6.7E-05	5	5.66E-07
73	5.5E-05	5	4.57E-07
74	9.1E-06	5	7.67E-08
75	7.8E-06	5	6.52E-08
76	6.4E-06	5	5.39E-08
77	5.6E-06	5	4.69E-08
78	5.2E-06	5	4.40E-08
79	8.1E-05	5	6.76E-07
80	6.4E-05	5	5.35E-07
81	9.2E-06	5	7.72E-08
82	8.3E-06	5	6.93E-08
83	7.6E-06	5	6.39E-08
84	7.4E-06	5	6.21E-08
85	6.4E-06	5	5.35E-08
86	9.9E-05	5	8.33E-07
87	7.4E-05	5	6.19E-07
88	9.1E-06	5	7.62E-08
89	8.9E-04	5	7.46E-06
90	6.5E-04	5	5.48E-06
91	1.0E-03	5	8.72E-06
92	6.4E-04	5	5.36E-06
93	1.2E-03	5	1.00E-05

Ventura Ranch

P3 (off) - Building Construction Haul or Vendor Risk

Max Cancer Risk Cancer Risk		*Chronic Non Cancer Risk*	
Receptor #	Total Risk/ Million	REL	HI Offroad
94	7.4E-04	5	6.23E-06
95	5.2E-04	5	4.35E-06
96	3.8E-04	5	3.19E-06
97	2.9E-04	5	2.39E-06
98	2.2E-04	5	1.86E-06
99	7.8E-04	5	6.58E-06
100	5.6E-04	5	4.74E-06
101	4.3E-04	5	3.59E-06
102	3.3E-04	5	2.77E-06
103	2.6E-04	5	2.18E-06
104	2.1E-04	5	1.72E-06
105	1.6E-04	5	1.38E-06
106	1.3E-04	5	1.13E-06
107	1.1E-04	5	9.48E-07
108	9.6E-05	5	8.06E-07
109	5.8E-04	5	4.88E-06
110	4.5E-04	5	3.78E-06
111	3.6E-04	5	2.99E-06
112	2.8E-04	5	2.33E-06
113	2.3E-04	5	1.91E-06
114	1.9E-04	5	1.59E-06
115	1.6E-04	5	1.31E-06
116	1.3E-04	5	1.09E-06
117	1.1E-04	5	9.26E-07
118	9.4E-05	5	7.87E-07
119	8.0E-05	5	6.72E-07
120	6.9E-05	5	5.77E-07
121	6.0E-05	5	5.02E-07
122	5.2E-05	5	4.35E-07
123	4.6E-04	5	3.86E-06
124	3.7E-04	5	3.12E-06

Ventura Ranch

P3 (off) - Building Construction Haul or Vendor Risk

Max Cancer Risk Cancer Risk		*Chronic Non Cancer Risk*	
Receptor #	Total Risk/ Million	REL	HI Offroad
125	3.0E-04	5	2.54E-06
126	2.4E-04	5	1.99E-06
127	2.0E-04	5	1.69E-06
128	1.7E-04	5	1.44E-06
129	1.4E-04	5	1.16E-06
130	1.2E-04	5	9.99E-07
131	1.0E-04	5	8.76E-07
132	9.0E-05	5	7.55E-07
133	7.8E-05	5	6.58E-07
134	6.9E-05	5	5.81E-07
135	6.1E-05	5	5.09E-07
136	5.3E-05	5	4.46E-07
137	4.7E-05	5	3.94E-07
138	4.1E-05	5	3.44E-07
139	3.8E-04	5	3.17E-06
140	3.2E-04	5	2.65E-06
141	2.6E-04	5	2.20E-06
142	2.1E-04	5	1.73E-06
143	1.8E-04	5	1.51E-06
144	1.6E-04	5	1.30E-06
145	1.3E-04	5	1.06E-06
146	1.1E-04	5	9.28E-07
147	9.8E-05	5	8.21E-07
148	8.4E-05	5	7.04E-07
149	7.4E-05	5	6.22E-07
150	6.7E-05	5	5.62E-07
151	5.9E-05	5	4.95E-07
152	5.2E-05	5	4.35E-07
153	4.7E-05	5	3.95E-07
154	4.2E-05	5	3.50E-07
155	3.2E-04	5	2.69E-06

Ventura Ranch

P3 (off) - Building Construction Haul or Vendor Risk

Max Cancer Risk Cancer Risk		*Chronic Non Cancer Risk*	
Receptor #	Total Risk/ Million	REL	HI Offroad
156	2.7E-04	5	2.30E-06
157	2.3E-04	5	1.93E-06
158	1.8E-04	5	1.53E-06
159	1.6E-04	5	1.36E-06
160	1.4E-04	5	1.18E-06
161	1.2E-04	5	9.70E-07
162	1.0E-04	5	8.60E-07
163	9.2E-05	5	7.69E-07
164	7.9E-05	5	6.65E-07
165	7.0E-05	5	5.91E-07
166	6.4E-05	5	5.39E-07
167	5.7E-05	5	4.78E-07
168	5.0E-05	5	4.19E-07
169	4.6E-05	5	3.85E-07
170	4.1E-05	5	3.44E-07
171	2.8E-04	5	2.34E-06
172	2.4E-04	5	2.03E-06
173	2.0E-04	5	1.72E-06
174	1.6E-04	5	1.37E-06
175	1.5E-04	5	1.22E-06
176	1.3E-04	5	1.07E-06
177	1.1E-04	5	8.93E-07
178	9.5E-05	5	7.95E-07
179	8.5E-05	5	7.16E-07
180	7.4E-05	5	6.23E-07
181	6.6E-05	5	5.56E-07
182	6.1E-05	5	5.10E-07
183	5.4E-05	5	4.56E-07
184	4.8E-05	5	4.01E-07
185	4.4E-05	5	3.70E-07
186	4.0E-05	5	3.33E-07

Ventura Ranch

P3 (off) - Building Construction Haul or Vendor Risk

Max Cancer Risk Cancer Risk		*Chronic Non Cancer Risk*	
Receptor #	Total Risk/ Million	REL	HI Offroad
187	2.5E-04	5	2.09E-06
188	2.2E-04	5	1.82E-06
189	1.8E-04	5	1.54E-06
190	1.5E-04	5	1.24E-06
191	1.3E-04	5	1.11E-06
192	1.2E-04	5	9.83E-07
193	9.8E-05	5	8.20E-07
194	8.7E-05	5	7.33E-07
195	7.9E-05	5	6.66E-07
196	7.0E-05	5	5.84E-07
197	6.2E-05	5	5.23E-07
198	5.8E-05	5	4.83E-07
199	5.2E-05	5	4.34E-07
200	4.5E-05	5	3.80E-07
201	4.2E-05	5	3.54E-07
202	3.8E-05	5	3.22E-07
203	2.3E-04	5	1.91E-06
204	2.0E-04	5	1.66E-06
205	1.7E-04	5	1.42E-06
206	1.4E-04	5	1.14E-06
207	1.2E-04	5	1.01E-06
208	1.1E-04	5	9.04E-07
209	9.0E-05	5	7.57E-07
210	8.1E-05	5	6.76E-07
211	7.4E-05	5	6.17E-07
212	6.6E-05	5	5.50E-07
213	5.9E-05	5	4.97E-07
214	5.5E-05	5	4.61E-07
215	4.9E-05	5	4.14E-07
216	4.3E-05	5	3.60E-07
217	4.0E-05	5	3.37E-07

Ventura Ranch

P3 (off) - Building Construction Haul or Vendor Risk

Max Cancer Risk Cancer Risk		*Chronic Non Cancer Risk*	
Receptor #	Total Risk/ Million	REL	HI Offroad
218	3.7E-05	5	3.10E-07
219	2.1E-04	5	1.75E-06
220	1.8E-04	5	1.53E-06
221	1.6E-04	5	1.31E-06
222	1.3E-04	5	1.06E-06
223	1.1E-04	5	9.34E-07
224	9.9E-05	5	8.33E-07
225	8.5E-05	5	7.10E-07
226	7.5E-05	5	6.27E-07
227	6.8E-05	5	5.75E-07
228	6.2E-05	5	5.19E-07
229	5.7E-05	5	4.77E-07
230	5.3E-05	5	4.41E-07
231	4.6E-05	5	3.84E-07
232	4.1E-05	5	3.41E-07
233	3.8E-05	5	3.21E-07
234	3.5E-05	5	2.97E-07
235	1.9E-04	5	1.62E-06
236	1.7E-04	5	1.42E-06
237	1.5E-04	5	1.22E-06
238	1.2E-04	5	9.94E-07
239	1.0E-04	5	8.66E-07
240	9.3E-05	5	7.79E-07
241	8.1E-05	5	6.80E-07
242	7.0E-05	5	5.85E-07
243	6.4E-05	5	5.41E-07
244	5.9E-05	5	4.93E-07
245	5.4E-05	5	4.57E-07
246	5.0E-05	5	4.22E-07
247	4.2E-05	5	3.53E-07
248	3.9E-05	5	3.27E-07

Ventura Ranch

P3 (off) - Building Construction Haul or Vendor Risk

Max Cancer Risk Cancer Risk		*Chronic Non Cancer Risk*	
Receptor #	Total Risk/ Million	REL	HI Offroad
249	3.6E-05	5	3.06E-07
250	3.4E-05	5	2.84E-07
251	1.8E-04	5	1.53E-06
252	1.6E-04	5	1.33E-06
253	1.4E-04	5	1.14E-06
254	1.1E-04	5	9.59E-07
255	9.6E-05	5	8.10E-07
256	8.8E-05	5	7.36E-07
257	7.8E-05	5	6.53E-07
258	6.6E-05	5	5.54E-07
259	6.1E-05	5	5.11E-07
260	5.6E-05	5	4.68E-07
261	5.2E-05	5	4.34E-07
262	4.8E-05	5	4.02E-07
263	4.0E-05	5	3.36E-07
264	3.8E-05	5	3.16E-07
265	3.4E-05	5	2.89E-07
266	3.2E-05	5	2.67E-07
267	1.8E-04	5	1.49E-06
268	1.5E-04	5	1.24E-06
269	1.3E-04	5	1.09E-06
270	1.1E-04	5	9.37E-07
271	9.1E-05	5	7.67E-07
272	8.3E-05	5	6.96E-07
273	7.4E-05	5	6.25E-07
274	6.5E-05	5	5.42E-07
275	5.8E-05	5	4.83E-07
276	5.3E-05	5	4.48E-07
277	4.8E-05	5	4.03E-07
278	4.3E-05	5	3.62E-07
279	3.9E-05	5	3.30E-07

Ventura Ranch

P3 (off) - Building Construction Haul or Vendor Risk

Max Cancer Risk Cancer Risk		*Chronic Non Cancer Risk*	
Receptor #	Total Risk/ Million	REL	HI Offroad
280	3.7E-05	5	3.09E-07
281	3.4E-05	5	2.82E-07
282	3.1E-05	5	2.63E-07
283	1.8E-04	5	1.50E-06
284	1.4E-04	5	1.17E-06
285	1.2E-04	5	1.04E-06
286	1.1E-04	5	9.05E-07
287	8.9E-05	5	7.49E-07
288	7.9E-05	5	6.59E-07
289	7.2E-05	5	6.02E-07
290	6.4E-05	5	5.36E-07
291	5.5E-05	5	4.64E-07
292	5.1E-05	5	4.31E-07
293	4.6E-05	5	3.89E-07
294	4.2E-05	5	3.55E-07
295	3.9E-05	5	3.26E-07
296	3.6E-05	5	3.03E-07
297	3.3E-05	5	2.78E-07
298	3.1E-05	5	2.58E-07
299	1.4E-04	5	1.13E-06
300	1.2E-04	5	9.94E-07
301	1.1E-04	5	8.85E-07
302	9.2E-05	5	7.68E-07
303	7.9E-05	5	6.61E-07
304	6.9E-05	5	5.81E-07
305	6.2E-05	5	5.16E-07
306	5.5E-05	5	4.58E-07
307	5.0E-05	5	4.18E-07
308	4.5E-05	5	3.81E-07

Ventura Ranch

P3 (off) - Building Construction Haul or Vendor Risk

Max Cancer Risk Cancer Risk		*Chronic Non Cancer Risk*	
Receptor #	Total Risk/ Million	REL	HI Offroad
309	4.1E-05	5	3.44E-07
310	3.8E-05	5	3.18E-07
311	3.6E-05	5	3.00E-07
312	3.3E-05	5	2.80E-07
313	3.0E-05	5	2.51E-07
314	1.4E-04	5	1.16E-06
315	1.1E-04	5	9.44E-07
316	1.0E-04	5	8.52E-07
317	8.9E-05	5	7.47E-07
318	7.3E-05	5	6.10E-07
319	6.7E-05	5	5.59E-07
320	6.0E-05	5	5.07E-07
321	5.2E-05	5	4.37E-07
322	4.8E-05	5	4.06E-07
323	4.5E-05	5	3.75E-07
324	4.0E-05	5	3.40E-07
325	3.7E-05	5	3.12E-07
326	3.5E-05	5	2.96E-07
327	3.3E-05	5	2.77E-07
328	2.9E-05	5	2.45E-07
329	1.4E-04	5	1.17E-06
330	1.1E-04	5	9.00E-07
331	9.7E-05	5	8.14E-07
332	8.6E-05	5	7.20E-07
333	7.1E-05	5	5.96E-07
334	6.5E-05	5	5.45E-07
335	5.9E-05	5	4.99E-07
336	5.1E-05	5	4.31E-07
337	4.8E-05	5	3.99E-07
338	4.4E-05	5	3.72E-07
339	4.0E-05	5	3.39E-07

Ventura Ranch

P3 (off) - Building Construction Haul or Vendor Risk

Max Cancer Risk Cancer Risk		*Chronic Non Cancer Risk*	
Receptor #	**Total Risk/ Million**	**REL**	**HI Offroad**
340	3.7E-05	5	3.08E-07
341	3.5E-05	5	2.92E-07
342	3.3E-05	5	2.73E-07
343	2.9E-05	5	2.40E-07
344	2.5E-05	5	2.12E-07
345	1.3E-04	5	1.12E-06
346	1.0E-04	5	8.60E-07
347	9.3E-05	5	7.78E-07
348	8.3E-05	5	6.93E-07
349	7.0E-05	5	5.87E-07
350	6.3E-05	5	5.33E-07
351	5.8E-05	5	4.88E-07
352	5.1E-05	5	4.32E-07
353	4.7E-05	5	3.94E-07
354	4.4E-05	5	3.68E-07
355	4.0E-05	5	3.38E-07
356	3.6E-05	5	3.03E-07
357	3.4E-05	5	2.88E-07
358	3.2E-05	5	2.70E-07
359	2.9E-05	5	2.39E-07
360	2.5E-05	5	2.07E-07

Ventura Ranch
P3 (off) - Paving

					Cancer Risk from 2 to 16 years					
Receptor #	Conc	g/sec	Cair	Dose Constant	Dose	ED	Risk Constant	Risk	Constant 2	Risk/ Million
1	2.00493	6.30E-04	1.3E-03	6.05E-04	7.64E-07	0.08	4.71E-02	2.96E-09	1.0E+06	3.0E-03
2	2.14971	6.30E-04	1.4E-03	6.05E-04	8.19E-07	0.08	4.71E-02	3.18E-09	1.0E+06	3.2E-03
3	2.26061	6.30E-04	1.4E-03	6.05E-04	8.62E-07	0.08	4.71E-02	3.34E-09	1.0E+06	3.3E-03
4	2.3291	6.30E-04	1.5E-03	6.05E-04	8.88E-07	0.08	4.71E-02	3.44E-09	1.0E+06	3.4E-03
5	2.349	6.30E-04	1.5E-03	6.05E-04	8.95E-07	0.08	4.71E-02	3.47E-09	1.0E+06	3.5E-03
6	2.31866	6.30E-04	1.5E-03	6.05E-04	8.84E-07	0.08	4.71E-02	3.42E-09	1.0E+06	3.4E-03
7	2.23003	6.30E-04	1.4E-03	6.05E-04	8.50E-07	0.08	4.71E-02	3.29E-09	1.0E+06	3.3E-03
8	2.09615	6.30E-04	1.3E-03	6.05E-04	7.99E-07	0.08	4.71E-02	3.10E-09	1.0E+06	3.1E-03
9	1.93139	6.30E-04	1.2E-03	6.05E-04	7.36E-07	0.08	4.71E-02	2.85E-09	1.0E+06	2.9E-03
10	1.74195	6.30E-04	1.1E-03	6.05E-04	6.64E-07	0.08	4.71E-02	2.57E-09	1.0E+06	2.6E-03
11	1.5393	6.30E-04	9.7E-04	6.05E-04	5.87E-07	0.08	4.71E-02	2.27E-09	1.0E+06	2.3E-03
12	1.33008	6.30E-04	8.4E-04	6.05E-04	5.07E-07	0.08	4.71E-02	1.96E-09	1.0E+06	2.0E-03
13	1.12658	6.30E-04	7.1E-04	6.05E-04	4.29E-07	0.08	4.71E-02	1.66E-09	1.0E+06	1.7E-03
14	0.93885	6.30E-04	5.9E-04	6.05E-04	3.58E-07	0.08	4.71E-02	1.39E-09	1.0E+06	1.4E-03
15	0.68963	6.30E-04	4.3E-04	6.05E-04	2.63E-07	0.08	4.71E-02	1.02E-09	1.0E+06	1.0E-03
16	0.53505	6.30E-04	3.4E-04	6.05E-04	2.04E-07	0.08	4.71E-02	7.90E-10	1.0E+06	7.9E-04
17	0.37011	6.30E-04	2.3E-04	6.05E-04	1.41E-07	0.08	4.71E-02	5.47E-10	1.0E+06	5.5E-04
18	0.29017	6.30E-04	1.8E-04	6.05E-04	1.11E-07	0.08	4.71E-02	4.29E-10	1.0E+06	4.3E-04
19	0.21152	6.30E-04	1.3E-04	6.05E-04	8.06E-08	0.08	4.71E-02	3.12E-10	1.0E+06	3.1E-04
20	0.16773	6.30E-04	1.1E-04	6.05E-04	6.39E-08	0.08	4.71E-02	2.48E-10	1.0E+06	2.5E-04
21	0.13189	6.30E-04	8.3E-05	6.05E-04	5.03E-08	0.08	4.71E-02	1.95E-10	1.0E+06	1.9E-04
22	2.42551	6.30E-04	1.5E-03	6.05E-04	9.25E-07	0.08	4.71E-02	3.58E-09	1.0E+06	3.6E-03
23	2.28036	6.30E-04	1.4E-03	6.05E-04	8.69E-07	0.08	4.71E-02	3.37E-09	1.0E+06	3.4E-03
24	2.09493	6.30E-04	1.3E-03	6.05E-04	7.99E-07	0.08	4.71E-02	3.09E-09	1.0E+06	3.1E-03
25	1.88162	6.30E-04	1.2E-03	6.05E-04	7.17E-07	0.08	4.71E-02	2.78E-09	1.0E+06	2.8E-03
26	1.65498	6.30E-04	1.0E-03	6.05E-04	6.31E-07	0.08	4.71E-02	2.44E-09	1.0E+06	2.4E-03
27	1.42206	6.30E-04	9.0E-04	6.05E-04	5.42E-07	0.08	4.71E-02	2.10E-09	1.0E+06	2.1E-03
28	1.19441	6.30E-04	7.5E-04	6.05E-04	4.55E-07	0.08	4.71E-02	1.76E-09	1.0E+06	1.8E-03
29	0.9877	6.30E-04	6.2E-04	6.05E-04	3.76E-07	0.08	4.71E-02	1.46E-09	1.0E+06	1.5E-03
30	0.73116	6.30E-04	4.6E-04	6.05E-04	2.79E-07	0.08	4.71E-02	1.08E-09	1.0E+06	1.1E-03
31	0.50639	6.30E-04	3.2E-04	6.05E-04	1.93E-07	0.08	4.71E-02	7.48E-10	1.0E+06	7.5E-04

Ventura Ranch
P3 (off) - Paving

							Cancer Risk from 2 to 16 years			
Receptor #	Conc	g/sec	Cair	Dose Constant	Dose	ED	Risk Constant	Risk	Constant 2	Risk/ Million
32	0.29394	6.30E-04	1.9E-04	6.05E-04	1.12E-07	0.08	4.71E-02	4.34E-10	1.0E+06	4.3E-04
33	0.24093	6.30E-04	1.5E-04	6.05E-04	9.18E-08	0.08	4.71E-02	3.56E-10	1.0E+06	3.6E-04
34	0.21387	6.30E-04	1.3E-04	6.05E-04	8.15E-08	0.08	4.71E-02	3.16E-10	1.0E+06	3.2E-04
35	1.05155	6.30E-04	6.6E-04	6.05E-04	4.01E-07	0.08	4.71E-02	1.55E-09	1.0E+06	1.6E-03
36	0.76096	6.30E-04	4.8E-04	6.05E-04	2.90E-07	0.08	4.71E-02	1.12E-09	1.0E+06	1.1E-03
37	1.0436	6.30E-04	6.6E-04	6.05E-04	3.98E-07	0.08	4.71E-02	1.54E-09	1.0E+06	1.5E-03
38	1.25505	6.30E-04	7.9E-04	6.05E-04	4.78E-07	0.08	4.71E-02	1.85E-09	1.0E+06	1.9E-03
39	1.50059	6.30E-04	9.5E-04	6.05E-04	5.72E-07	0.08	4.71E-02	2.22E-09	1.0E+06	2.2E-03
40	1.78238	6.30E-04	1.1E-03	6.05E-04	6.79E-07	0.08	4.71E-02	2.63E-09	1.0E+06	2.6E-03
41	1.0265	6.30E-04	6.5E-04	6.05E-04	3.91E-07	0.08	4.71E-02	1.52E-09	1.0E+06	1.5E-03
42	1.24569	6.30E-04	7.8E-04	6.05E-04	4.75E-07	0.08	4.71E-02	1.84E-09	1.0E+06	1.8E-03
43	1.50846	6.30E-04	9.5E-04	6.05E-04	5.75E-07	0.08	4.71E-02	2.23E-09	1.0E+06	2.2E-03
44	1.82367	6.30E-04	1.1E-03	6.05E-04	6.95E-07	0.08	4.71E-02	2.69E-09	1.0E+06	2.7E-03
45	2.18808	6.30E-04	1.4E-03	6.05E-04	8.34E-07	0.08	4.71E-02	3.23E-09	1.0E+06	3.2E-03
46	3.31834	6.30E-04	2.1E-03	6.05E-04	1.26E-06	0.08	4.71E-02	4.90E-09	1.0E+06	4.9E-03
47	3.02874	6.30E-04	1.9E-03	6.05E-04	1.15E-06	0.08	4.71E-02	4.47E-09	1.0E+06	4.5E-03
48	1.22648	6.30E-04	7.7E-04	6.05E-04	4.68E-07	0.08	4.71E-02	1.81E-09	1.0E+06	1.8E-03
49	1.50963	6.30E-04	9.5E-04	6.05E-04	5.75E-07	0.08	4.71E-02	2.23E-09	1.0E+06	2.2E-03
50	1.85434	6.30E-04	1.2E-03	6.05E-04	7.07E-07	0.08	4.71E-02	2.74E-09	1.0E+06	2.7E-03
51	2.25221	6.30E-04	1.4E-03	6.05E-04	8.59E-07	0.08	4.71E-02	3.33E-09	1.0E+06	3.3E-03
52	3.68919	6.30E-04	2.3E-03	6.05E-04	1.41E-06	0.08	4.71E-02	5.45E-09	1.0E+06	5.4E-03
53	3.36577	6.30E-04	2.1E-03	6.05E-04	1.28E-06	0.08	4.71E-02	4.97E-09	1.0E+06	5.0E-03
54	2.96751	6.30E-04	1.9E-03	6.05E-04	1.13E-06	0.08	4.71E-02	4.38E-09	1.0E+06	4.4E-03
55	1.48309	6.30E-04	9.3E-04	6.05E-04	5.65E-07	0.08	4.71E-02	2.19E-09	1.0E+06	2.2E-03
56	1.85504	6.30E-04	1.2E-03	6.05E-04	7.07E-07	0.08	4.71E-02	2.74E-09	1.0E+06	2.7E-03
57	2.29704	6.30E-04	1.4E-03	6.05E-04	8.76E-07	0.08	4.71E-02	3.39E-09	1.0E+06	3.4E-03
58	2.7775	6.30E-04	1.7E-03	6.05E-04	1.06E-06	0.08	4.71E-02	4.10E-09	1.0E+06	4.1E-03
59	4.12991	6.30E-04	2.6E-03	6.05E-04	1.57E-06	0.08	4.71E-02	6.10E-09	1.0E+06	6.1E-03
60	3.76159	6.30E-04	2.4E-03	6.05E-04	1.43E-06	0.08	4.71E-02	5.56E-09	1.0E+06	5.6E-03
61	3.30687	6.30E-04	2.1E-03	6.05E-04	1.26E-06	0.08	4.71E-02	4.88E-09	1.0E+06	4.9E-03
62	4.6596	6.30E-04	2.9E-03	6.05E-04	1.78E-06	0.08	4.71E-02	6.88E-09	1.0E+06	6.9E-03

Ventura Ranch
P3 (off) - Paving

							Cancer Risk from 2 to 16 years			
Receptor #	Conc	g/sec	Cair	Dose Constant	Dose	ED	Risk Constant	Risk	Constant 2	Risk/ Million
63	4.23785	6.30E-04	2.7E-03	6.05E-04	1.62E-06	0.08	4.71E-02	6.26E-09	1.0E+06	6.3E-03
64	3.71624	6.30E-04	2.3E-03	6.05E-04	1.42E-06	0.08	4.71E-02	5.49E-09	1.0E+06	5.5E-03
65	4.81621	6.30E-04	3.0E-03	6.05E-04	1.84E-06	0.08	4.71E-02	7.11E-09	1.0E+06	7.1E-03
66	1.10365	6.30E-04	7.0E-04	6.05E-04	4.21E-07	0.08	4.71E-02	1.63E-09	1.0E+06	1.6E-03
67	1.40669	6.30E-04	8.9E-04	6.05E-04	5.36E-07	0.08	4.71E-02	2.08E-09	1.0E+06	2.1E-03
68	0.52917	6.30E-04	3.3E-04	6.05E-04	2.02E-07	0.08	4.71E-02	7.82E-10	1.0E+06	7.8E-04
69	0.35315	6.30E-04	2.2E-04	6.05E-04	1.35E-07	0.08	4.71E-02	5.22E-10	1.0E+06	5.2E-04
70	0.26517	6.30E-04	1.7E-04	6.05E-04	1.01E-07	0.08	4.71E-02	3.92E-10	1.0E+06	3.9E-04
71	0.21757	6.30E-04	1.4E-04	6.05E-04	8.29E-08	0.08	4.71E-02	3.21E-10	1.0E+06	3.2E-04
72	1.07883	6.30E-04	6.8E-04	6.05E-04	4.11E-07	0.08	4.71E-02	1.59E-09	1.0E+06	1.6E-03
73	1.36829	6.30E-04	8.6E-04	6.05E-04	5.22E-07	0.08	4.71E-02	2.02E-09	1.0E+06	2.0E-03
74	0.9512	6.30E-04	6.0E-04	6.05E-04	3.63E-07	0.08	4.71E-02	1.40E-09	1.0E+06	1.4E-03
75	0.56317	6.30E-04	3.5E-04	6.05E-04	2.15E-07	0.08	4.71E-02	8.32E-10	1.0E+06	8.3E-04
76	0.38395	6.30E-04	2.4E-04	6.05E-04	1.46E-07	0.08	4.71E-02	5.67E-10	1.0E+06	5.7E-04
77	0.29227	6.30E-04	1.8E-04	6.05E-04	1.11E-07	0.08	4.71E-02	4.32E-10	1.0E+06	4.3E-04
78	0.24965	6.30E-04	1.6E-04	6.05E-04	9.52E-08	0.08	4.71E-02	3.69E-10	1.0E+06	3.7E-04
79	1.0595	6.30E-04	6.7E-04	6.05E-04	4.04E-07	0.08	4.71E-02	1.56E-09	1.0E+06	1.6E-03
80	1.33168	6.30E-04	8.4E-04	6.05E-04	5.08E-07	0.08	4.71E-02	1.97E-09	1.0E+06	2.0E-03
81	0.98702	6.30E-04	6.2E-04	6.05E-04	3.76E-07	0.08	4.71E-02	1.46E-09	1.0E+06	1.5E-03
82	0.60145	6.30E-04	3.8E-04	6.05E-04	2.29E-07	0.08	4.71E-02	8.88E-10	1.0E+06	8.9E-04
83	0.45248	6.30E-04	2.9E-04	6.05E-04	1.72E-07	0.08	4.71E-02	6.68E-10	1.0E+06	6.7E-04
84	0.37602	6.30E-04	2.4E-04	6.05E-04	1.43E-07	0.08	4.71E-02	5.55E-10	1.0E+06	5.6E-04
85	0.30512	6.30E-04	1.9E-04	6.05E-04	1.16E-07	0.08	4.71E-02	4.51E-10	1.0E+06	4.5E-04
86	1.05345	6.30E-04	6.6E-04	6.05E-04	4.02E-07	0.08	4.71E-02	1.56E-09	1.0E+06	1.6E-03
87	1.41373	6.30E-04	8.9E-04	6.05E-04	5.39E-07	0.08	4.71E-02	2.09E-09	1.0E+06	2.1E-03
88	0.72086	6.30E-04	4.5E-04	6.05E-04	2.75E-07	0.08	4.71E-02	1.06E-09	1.0E+06	1.1E-03
89	0.83306	6.30E-04	5.2E-04	6.05E-04	3.18E-07	0.08	4.71E-02	1.23E-09	1.0E+06	1.2E-03
90	0.66906	6.30E-04	4.2E-04	6.05E-04	2.55E-07	0.08	4.71E-02	9.88E-10	1.0E+06	9.9E-04
91	0.7657	6.30E-04	4.8E-04	6.05E-04	2.92E-07	0.08	4.71E-02	1.13E-09	1.0E+06	1.1E-03
92	0.88448	6.30E-04	5.6E-04	6.05E-04	3.37E-07	0.08	4.71E-02	1.31E-09	1.0E+06	1.3E-03
93	0.61019	6.30E-04	3.8E-04	6.05E-04	2.33E-07	0.08	4.71E-02	9.01E-10	1.0E+06	9.0E-04

Ventura Ranch
P3 (off) - Paving

							Cancer Risk from 2 to 16 years			
Receptor #	Conc	g/sec	Cair	Dose Constant	Dose	ED	Risk Constant	Risk	Constant 2	Risk/ Million
94	0.68999	6.30E-04	4.3E-04	6.05E-04	2.63E-07	0.08	4.71E-02	1.02E-09	1.0E+06	1.0E-03
95	0.7864	6.30E-04	5.0E-04	6.05E-04	3.00E-07	0.08	4.71E-02	1.16E-09	1.0E+06	1.2E-03
96	0.92364	6.30E-04	5.8E-04	6.05E-04	3.52E-07	0.08	4.71E-02	1.36E-09	1.0E+06	1.4E-03
97	1.10504	6.30E-04	7.0E-04	6.05E-04	4.21E-07	0.08	4.71E-02	1.63E-09	1.0E+06	1.6E-03
98	1.3262	6.30E-04	8.4E-04	6.05E-04	5.06E-07	0.08	4.71E-02	1.96E-09	1.0E+06	2.0E-03
99	0.54304	6.30E-04	3.4E-04	6.05E-04	2.07E-07	0.08	4.71E-02	8.02E-10	1.0E+06	8.0E-04
100	0.60537	6.30E-04	3.8E-04	6.05E-04	2.31E-07	0.08	4.71E-02	8.94E-10	1.0E+06	8.9E-04
101	0.68065	6.30E-04	4.3E-04	6.05E-04	2.59E-07	0.08	4.71E-02	1.01E-09	1.0E+06	1.0E-03
102	0.78538	6.30E-04	4.9E-04	6.05E-04	2.99E-07	0.08	4.71E-02	1.16E-09	1.0E+06	1.2E-03
103	0.92249	6.30E-04	5.8E-04	6.05E-04	3.52E-07	0.08	4.71E-02	1.36E-09	1.0E+06	1.4E-03
104	1.10706	6.30E-04	7.0E-04	6.05E-04	4.22E-07	0.08	4.71E-02	1.64E-09	1.0E+06	1.6E-03
105	1.36857	6.30E-04	8.6E-04	6.05E-04	5.22E-07	0.08	4.71E-02	2.02E-09	1.0E+06	2.0E-03
106	1.76548	6.30E-04	1.1E-03	6.05E-04	6.73E-07	0.08	4.71E-02	2.61E-09	1.0E+06	2.6E-03
107	2.45349	6.30E-04	1.5E-03	6.05E-04	9.35E-07	0.08	4.71E-02	3.62E-09	1.0E+06	3.6E-03
108	3.89694	6.30E-04	2.5E-03	6.05E-04	1.49E-06	0.08	4.71E-02	5.76E-09	1.0E+06	5.8E-03
109	0.47154	6.30E-04	3.0E-04	6.05E-04	1.80E-07	0.08	4.71E-02	6.96E-10	1.0E+06	7.0E-04
110	0.518	6.30E-04	3.3E-04	6.05E-04	1.97E-07	0.08	4.71E-02	7.65E-10	1.0E+06	7.7E-04
111	0.57712	6.30E-04	3.6E-04	6.05E-04	2.20E-07	0.08	4.71E-02	8.52E-10	1.0E+06	8.5E-04
112	0.66002	6.30E-04	4.2E-04	6.05E-04	2.52E-07	0.08	4.71E-02	9.75E-10	1.0E+06	9.7E-04
113	0.75336	6.30E-04	4.7E-04	6.05E-04	2.87E-07	0.08	4.71E-02	1.11E-09	1.0E+06	1.1E-03
114	0.87136	6.30E-04	5.5E-04	6.05E-04	3.32E-07	0.08	4.71E-02	1.29E-09	1.0E+06	1.3E-03
115	1.0365	6.30E-04	6.5E-04	6.05E-04	3.95E-07	0.08	4.71E-02	1.53E-09	1.0E+06	1.5E-03
116	1.26469	6.30E-04	8.0E-04	6.05E-04	4.82E-07	0.08	4.71E-02	1.87E-09	1.0E+06	1.9E-03
117	1.60507	6.30E-04	1.0E-03	6.05E-04	6.12E-07	0.08	4.71E-02	2.37E-09	1.0E+06	2.4E-03
118	2.18911	6.30E-04	1.4E-03	6.05E-04	8.34E-07	0.08	4.71E-02	3.23E-09	1.0E+06	3.2E-03
119	3.34935	6.30E-04	2.1E-03	6.05E-04	1.28E-06	0.08	4.71E-02	4.95E-09	1.0E+06	4.9E-03
120	5.68458	6.30E-04	3.6E-03	6.05E-04	2.17E-06	0.08	4.71E-02	8.40E-09	1.0E+06	8.4E-03
121	9.08234	6.30E-04	5.7E-03	6.05E-04	3.46E-06	0.08	4.71E-02	1.34E-08	1.0E+06	1.3E-02
122	12.88509	6.30E-04	8.1E-03	6.05E-04	4.91E-06	0.08	4.71E-02	1.90E-08	1.0E+06	1.9E-02
123	0.40241	6.30E-04	2.5E-04	6.05E-04	1.53E-07	0.08	4.71E-02	5.94E-10	1.0E+06	5.9E-04
124	0.43634	6.30E-04	2.7E-04	6.05E-04	1.66E-07	0.08	4.71E-02	6.44E-10	1.0E+06	6.4E-04

Ventura Ranch
P3 (off) - Paving

							Cancer Risk from 2 to 16 years			
Receptor #	Conc	g/sec	Cair	Dose Constant	Dose	ED	Risk Constant	Risk	Constant 2	Risk/ Million
125	0.48003	6.30E-04	3.0E-04	6.05E-04	1.83E-07	0.08	4.71E-02	7.09E-10	1.0E+06	7.1E-04
126	0.53925	6.30E-04	3.4E-04	6.05E-04	2.06E-07	0.08	4.71E-02	7.96E-10	1.0E+06	8.0E-04
127	0.60059	6.30E-04	3.8E-04	6.05E-04	2.29E-07	0.08	4.71E-02	8.87E-10	1.0E+06	8.9E-04
128	0.67646	6.30E-04	4.3E-04	6.05E-04	2.58E-07	0.08	4.71E-02	9.99E-10	1.0E+06	1.0E-03
129	0.78253	6.30E-04	4.9E-04	6.05E-04	2.98E-07	0.08	4.71E-02	1.16E-09	1.0E+06	1.2E-03
130	0.91204	6.30E-04	5.7E-04	6.05E-04	3.48E-07	0.08	4.71E-02	1.35E-09	1.0E+06	1.3E-03
131	1.09309	6.30E-04	6.9E-04	6.05E-04	4.17E-07	0.08	4.71E-02	1.61E-09	1.0E+06	1.6E-03
132	1.35603	6.30E-04	8.5E-04	6.05E-04	5.17E-07	0.08	4.71E-02	2.00E-09	1.0E+06	2.0E-03
133	1.80558	6.30E-04	1.1E-03	6.05E-04	6.88E-07	0.08	4.71E-02	2.67E-09	1.0E+06	2.7E-03
134	2.58118	6.30E-04	1.6E-03	6.05E-04	9.84E-07	0.08	4.71E-02	3.81E-09	1.0E+06	3.8E-03
135	3.64425	6.30E-04	2.3E-03	6.05E-04	1.39E-06	0.08	4.71E-02	5.38E-09	1.0E+06	5.4E-03
136	4.90821	6.30E-04	3.1E-03	6.05E-04	1.87E-06	0.08	4.71E-02	7.25E-09	1.0E+06	7.2E-03
137	6.18536	6.30E-04	3.9E-03	6.05E-04	2.36E-06	0.08	4.71E-02	9.14E-09	1.0E+06	9.1E-03
138	7.11634	6.30E-04	4.5E-03	6.05E-04	2.71E-06	0.08	4.71E-02	1.05E-08	1.0E+06	1.1E-02
139	0.34043	6.30E-04	2.1E-04	6.05E-04	1.30E-07	0.08	4.71E-02	5.03E-10	1.0E+06	5.0E-04
140	0.3647	6.30E-04	2.3E-04	6.05E-04	1.39E-07	0.08	4.71E-02	5.39E-10	1.0E+06	5.4E-04
141	0.3956	6.30E-04	2.5E-04	6.05E-04	1.51E-07	0.08	4.71E-02	5.84E-10	1.0E+06	5.8E-04
142	0.43638	6.30E-04	2.7E-04	6.05E-04	1.66E-07	0.08	4.71E-02	6.45E-10	1.0E+06	6.4E-04
143	0.47655	6.30E-04	3.0E-04	6.05E-04	1.82E-07	0.08	4.71E-02	7.04E-10	1.0E+06	7.0E-04
144	0.52675	6.30E-04	3.3E-04	6.05E-04	2.01E-07	0.08	4.71E-02	7.78E-10	1.0E+06	7.8E-04
145	0.59329	6.30E-04	3.7E-04	6.05E-04	2.26E-07	0.08	4.71E-02	8.76E-10	1.0E+06	8.8E-04
146	0.6733	6.30E-04	4.2E-04	6.05E-04	2.57E-07	0.08	4.71E-02	9.94E-10	1.0E+06	9.9E-04
147	0.78195	6.30E-04	4.9E-04	6.05E-04	2.98E-07	0.08	4.71E-02	1.15E-09	1.0E+06	1.2E-03
148	0.91559	6.30E-04	5.8E-04	6.05E-04	3.49E-07	0.08	4.71E-02	1.35E-09	1.0E+06	1.4E-03
149	1.13846	6.30E-04	7.2E-04	6.05E-04	4.34E-07	0.08	4.71E-02	1.68E-09	1.0E+06	1.7E-03
150	1.49903	6.30E-04	9.4E-04	6.05E-04	5.71E-07	0.08	4.71E-02	2.21E-09	1.0E+06	2.2E-03
151	1.93942	6.30E-04	1.2E-03	6.05E-04	7.39E-07	0.08	4.71E-02	2.86E-09	1.0E+06	2.9E-03
152	2.41416	6.30E-04	1.5E-03	6.05E-04	9.20E-07	0.08	4.71E-02	3.57E-09	1.0E+06	3.6E-03
153	3.13085	6.30E-04	2.0E-03	6.05E-04	1.19E-06	0.08	4.71E-02	4.62E-09	1.0E+06	4.6E-03
154	3.69941	6.30E-04	2.3E-03	6.05E-04	1.41E-06	0.08	4.71E-02	5.46E-09	1.0E+06	5.5E-03
155	0.28713	6.30E-04	1.8E-04	6.05E-04	1.09E-07	0.08	4.71E-02	4.24E-10	1.0E+06	4.2E-04

Ventura Ranch
P3 (off) - Paving

							Cancer Risk from 2 to 16 years			
Receptor #	Conc	g/sec	Cair	Dose Constant	Dose	ED	Risk Constant	Risk	Constant 2	Risk/ Million
156	0.30444	6.30E-04	1.9E-04	6.05E-04	1.16E-07	0.08	4.71E-02	4.50E-10	1.0E+06	4.5E-04
157	0.32621	6.30E-04	2.1E-04	6.05E-04	1.24E-07	0.08	4.71E-02	4.82E-10	1.0E+06	4.8E-04
158	0.35429	6.30E-04	2.2E-04	6.05E-04	1.35E-07	0.08	4.71E-02	5.23E-10	1.0E+06	5.2E-04
159	0.38184	6.30E-04	2.4E-04	6.05E-04	1.46E-07	0.08	4.71E-02	5.64E-10	1.0E+06	5.6E-04
160	0.41645	6.30E-04	2.6E-04	6.05E-04	1.59E-07	0.08	4.71E-02	6.15E-10	1.0E+06	6.2E-04
161	0.45958	6.30E-04	2.9E-04	6.05E-04	1.75E-07	0.08	4.71E-02	6.79E-10	1.0E+06	6.8E-04
162	0.5129	6.30E-04	3.2E-04	6.05E-04	1.96E-07	0.08	4.71E-02	7.58E-10	1.0E+06	7.6E-04
163	0.58717	6.30E-04	3.7E-04	6.05E-04	2.24E-07	0.08	4.71E-02	8.67E-10	1.0E+06	8.7E-04
164	0.67389	6.30E-04	4.2E-04	6.05E-04	2.57E-07	0.08	4.71E-02	9.95E-10	1.0E+06	1.0E-03
165	0.80755	6.30E-04	5.1E-04	6.05E-04	3.08E-07	0.08	4.71E-02	1.19E-09	1.0E+06	1.2E-03
166	1.00995	6.30E-04	6.4E-04	6.05E-04	3.85E-07	0.08	4.71E-02	1.49E-09	1.0E+06	1.5E-03
167	1.22488	6.30E-04	7.7E-04	6.05E-04	4.67E-07	0.08	4.71E-02	1.81E-09	1.0E+06	1.8E-03
168	1.46612	6.30E-04	9.2E-04	6.05E-04	5.59E-07	0.08	4.71E-02	2.17E-09	1.0E+06	2.2E-03
169	1.83368	6.30E-04	1.2E-03	6.05E-04	6.99E-07	0.08	4.71E-02	2.71E-09	1.0E+06	2.7E-03
170	2.1462	6.30E-04	1.4E-03	6.05E-04	8.18E-07	0.08	4.71E-02	3.17E-09	1.0E+06	3.2E-03
171	0.24271	6.30E-04	1.5E-04	6.05E-04	9.25E-08	0.08	4.71E-02	3.58E-10	1.0E+06	3.6E-04
172	0.2551	6.30E-04	1.6E-04	6.05E-04	9.72E-08	0.08	4.71E-02	3.77E-10	1.0E+06	3.8E-04
173	0.27063	6.30E-04	1.7E-04	6.05E-04	1.03E-07	0.08	4.71E-02	4.00E-10	1.0E+06	4.0E-04
174	0.29061	6.30E-04	1.8E-04	6.05E-04	1.11E-07	0.08	4.71E-02	4.29E-10	1.0E+06	4.3E-04
175	0.31089	6.30E-04	2.0E-04	6.05E-04	1.19E-07	0.08	4.71E-02	4.59E-10	1.0E+06	4.6E-04
176	0.33649	6.30E-04	2.1E-04	6.05E-04	1.28E-07	0.08	4.71E-02	4.97E-10	1.0E+06	5.0E-04
177	0.36604	6.30E-04	2.3E-04	6.05E-04	1.40E-07	0.08	4.71E-02	5.41E-10	1.0E+06	5.4E-04
178	0.40571	6.30E-04	2.6E-04	6.05E-04	1.55E-07	0.08	4.71E-02	5.99E-10	1.0E+06	6.0E-04
179	0.45998	6.30E-04	2.9E-04	6.05E-04	1.75E-07	0.08	4.71E-02	6.79E-10	1.0E+06	6.8E-04
180	0.52137	6.30E-04	3.3E-04	6.05E-04	1.99E-07	0.08	4.71E-02	7.70E-10	1.0E+06	7.7E-04
181	0.59926	6.30E-04	3.8E-04	6.05E-04	2.28E-07	0.08	4.71E-02	8.85E-10	1.0E+06	8.9E-04
182	0.72965	6.30E-04	4.6E-04	6.05E-04	2.78E-07	0.08	4.71E-02	1.08E-09	1.0E+06	1.1E-03
183	0.86652	6.30E-04	5.5E-04	6.05E-04	3.30E-07	0.08	4.71E-02	1.28E-09	1.0E+06	1.3E-03
184	0.99831	6.30E-04	6.3E-04	6.05E-04	3.81E-07	0.08	4.71E-02	1.47E-09	1.0E+06	1.5E-03
185	1.20395	6.30E-04	7.6E-04	6.05E-04	4.59E-07	0.08	4.71E-02	1.78E-09	1.0E+06	1.8E-03
186	1.37693	6.30E-04	8.7E-04	6.05E-04	5.25E-07	0.08	4.71E-02	2.03E-09	1.0E+06	2.0E-03

Ventura Ranch
P3 (off) - Paving

							Cancer Risk from 2 to 16 years			
Receptor #	Conc	g/sec	Cair	Dose Constant	Dose	ED	Risk Constant	Risk	Constant 2	Risk/ Million
187	0.20615	6.30E-04	1.3E-04	6.05E-04	7.86E-08	0.08	4.71E-02	3.04E-10	1.0E+06	3.0E-04
188	0.21534	6.30E-04	1.4E-04	6.05E-04	8.21E-08	0.08	4.71E-02	3.18E-10	1.0E+06	3.2E-04
189	0.22696	6.30E-04	1.4E-04	6.05E-04	8.65E-08	0.08	4.71E-02	3.35E-10	1.0E+06	3.4E-04
190	0.2419	6.30E-04	1.5E-04	6.05E-04	9.22E-08	0.08	4.71E-02	3.57E-10	1.0E+06	3.6E-04
191	0.2579	6.30E-04	1.6E-04	6.05E-04	9.83E-08	0.08	4.71E-02	3.81E-10	1.0E+06	3.8E-04
192	0.27837	6.30E-04	1.8E-04	6.05E-04	1.06E-07	0.08	4.71E-02	4.11E-10	1.0E+06	4.1E-04
193	0.29964	6.30E-04	1.9E-04	6.05E-04	1.14E-07	0.08	4.71E-02	4.43E-10	1.0E+06	4.4E-04
194	0.33107	6.30E-04	2.1E-04	6.05E-04	1.26E-07	0.08	4.71E-02	4.89E-10	1.0E+06	4.9E-04
195	0.37331	6.30E-04	2.4E-04	6.05E-04	1.42E-07	0.08	4.71E-02	5.51E-10	1.0E+06	5.5E-04
196	0.41984	6.30E-04	2.6E-04	6.05E-04	1.60E-07	0.08	4.71E-02	6.20E-10	1.0E+06	6.2E-04
197	0.47633	6.30E-04	3.0E-04	6.05E-04	1.82E-07	0.08	4.71E-02	7.04E-10	1.0E+06	7.0E-04
198	0.56612	6.30E-04	3.6E-04	6.05E-04	2.16E-07	0.08	4.71E-02	8.36E-10	1.0E+06	8.4E-04
199	0.6557	6.30E-04	4.1E-04	6.05E-04	2.50E-07	0.08	4.71E-02	9.68E-10	1.0E+06	9.7E-04
200	0.72603	6.30E-04	4.6E-04	6.05E-04	2.77E-07	0.08	4.71E-02	1.07E-09	1.0E+06	1.1E-03
201	0.85446	6.30E-04	5.4E-04	6.05E-04	3.26E-07	0.08	4.71E-02	1.26E-09	1.0E+06	1.3E-03
202	0.95972	6.30E-04	6.0E-04	6.05E-04	3.66E-07	0.08	4.71E-02	1.42E-09	1.0E+06	1.4E-03
203	0.17632	6.30E-04	1.1E-04	6.05E-04	6.72E-08	0.08	4.71E-02	2.60E-10	1.0E+06	2.6E-04
204	0.18352	6.30E-04	1.2E-04	6.05E-04	7.00E-08	0.08	4.71E-02	2.71E-10	1.0E+06	2.7E-04
205	0.19269	6.30E-04	1.2E-04	6.05E-04	7.35E-08	0.08	4.71E-02	2.85E-10	1.0E+06	2.8E-04
206	0.20463	6.30E-04	1.3E-04	6.05E-04	7.80E-08	0.08	4.71E-02	3.02E-10	1.0E+06	3.0E-04
207	0.21821	6.30E-04	1.4E-04	6.05E-04	8.32E-08	0.08	4.71E-02	3.22E-10	1.0E+06	3.2E-04
208	0.23565	6.30E-04	1.5E-04	6.05E-04	8.98E-08	0.08	4.71E-02	3.48E-10	1.0E+06	3.5E-04
209	0.25203	6.30E-04	1.6E-04	6.05E-04	9.61E-08	0.08	4.71E-02	3.72E-10	1.0E+06	3.7E-04
210	0.2774	6.30E-04	1.7E-04	6.05E-04	1.06E-07	0.08	4.71E-02	4.10E-10	1.0E+06	4.1E-04
211	0.311	6.30E-04	2.0E-04	6.05E-04	1.19E-07	0.08	4.71E-02	4.59E-10	1.0E+06	4.6E-04
212	0.34461	6.30E-04	2.2E-04	6.05E-04	1.31E-07	0.08	4.71E-02	5.09E-10	1.0E+06	5.1E-04
213	0.39368	6.30E-04	2.5E-04	6.05E-04	1.50E-07	0.08	4.71E-02	5.81E-10	1.0E+06	5.8E-04
214	0.45874	6.30E-04	2.9E-04	6.05E-04	1.75E-07	0.08	4.71E-02	6.78E-10	1.0E+06	6.8E-04
215	0.51869	6.30E-04	3.3E-04	6.05E-04	1.98E-07	0.08	4.71E-02	7.66E-10	1.0E+06	7.7E-04
216	0.55472	6.30E-04	3.5E-04	6.05E-04	2.11E-07	0.08	4.71E-02	8.19E-10	1.0E+06	8.2E-04
217	0.63877	6.30E-04	4.0E-04	6.05E-04	2.43E-07	0.08	4.71E-02	9.43E-10	1.0E+06	9.4E-04

Ventura Ranch
P3 (off) - Paving

							Cancer Risk from 2 to 16 years			
Receptor #	Conc	g/sec	Cair	Dose Constant	Dose	ED	Risk Constant	Risk	Constant 2	Risk/ Million
218	0.71268	6.30E-04	4.5E-04	6.05E-04	2.72E-07	0.08	4.71E-02	1.05E-09	1.0E+06	1.1E-03
219	0.15226	6.30E-04	9.6E-05	6.05E-04	5.80E-08	0.08	4.71E-02	2.25E-10	1.0E+06	2.2E-04
220	0.15827	6.30E-04	1.0E-04	6.05E-04	6.03E-08	0.08	4.71E-02	2.34E-10	1.0E+06	2.3E-04
221	0.16606	6.30E-04	1.0E-04	6.05E-04	6.33E-08	0.08	4.71E-02	2.45E-10	1.0E+06	2.5E-04
222	0.17616	6.30E-04	1.1E-04	6.05E-04	6.71E-08	0.08	4.71E-02	2.60E-10	1.0E+06	2.6E-04
223	0.18801	6.30E-04	1.2E-04	6.05E-04	7.17E-08	0.08	4.71E-02	2.78E-10	1.0E+06	2.8E-04
224	0.20268	6.30E-04	1.3E-04	6.05E-04	7.73E-08	0.08	4.71E-02	2.99E-10	1.0E+06	3.0E-04
225	0.21743	6.30E-04	1.4E-04	6.05E-04	8.29E-08	0.08	4.71E-02	3.21E-10	1.0E+06	3.2E-04
226	0.23288	6.30E-04	1.5E-04	6.05E-04	8.88E-08	0.08	4.71E-02	3.44E-10	1.0E+06	3.4E-04
227	0.26173	6.30E-04	1.6E-04	6.05E-04	9.98E-08	0.08	4.71E-02	3.87E-10	1.0E+06	3.9E-04
228	0.29356	6.30E-04	1.8E-04	6.05E-04	1.12E-07	0.08	4.71E-02	4.34E-10	1.0E+06	4.3E-04
229	0.33422	6.30E-04	2.1E-04	6.05E-04	1.27E-07	0.08	4.71E-02	4.94E-10	1.0E+06	4.9E-04
230	0.3818	6.30E-04	2.4E-04	6.05E-04	1.46E-07	0.08	4.71E-02	5.64E-10	1.0E+06	5.6E-04
231	0.41185	6.30E-04	2.6E-04	6.05E-04	1.57E-07	0.08	4.71E-02	6.08E-10	1.0E+06	6.1E-04
232	0.43874	6.30E-04	2.8E-04	6.05E-04	1.67E-07	0.08	4.71E-02	6.48E-10	1.0E+06	6.5E-04
233	0.49749	6.30E-04	3.1E-04	6.05E-04	1.90E-07	0.08	4.71E-02	7.35E-10	1.0E+06	7.3E-04
234	0.54696	6.30E-04	3.4E-04	6.05E-04	2.08E-07	0.08	4.71E-02	8.08E-10	1.0E+06	8.1E-04
235	0.13297	6.30E-04	8.4E-05	6.05E-04	5.07E-08	0.08	4.71E-02	1.96E-10	1.0E+06	2.0E-04
236	0.13832	6.30E-04	8.7E-05	6.05E-04	5.27E-08	0.08	4.71E-02	2.04E-10	1.0E+06	2.0E-04
237	0.14531	6.30E-04	9.2E-05	6.05E-04	5.54E-08	0.08	4.71E-02	2.15E-10	1.0E+06	2.1E-04
238	0.15414	6.30E-04	9.7E-05	6.05E-04	5.88E-08	0.08	4.71E-02	2.28E-10	1.0E+06	2.3E-04
239	0.16381	6.30E-04	1.0E-04	6.05E-04	6.24E-08	0.08	4.71E-02	2.42E-10	1.0E+06	2.4E-04
240	0.17734	6.30E-04	1.1E-04	6.05E-04	6.76E-08	0.08	4.71E-02	2.62E-10	1.0E+06	2.6E-04
241	0.19171	6.30E-04	1.2E-04	6.05E-04	7.31E-08	0.08	4.71E-02	2.83E-10	1.0E+06	2.8E-04
242	0.20329	6.30E-04	1.3E-04	6.05E-04	7.75E-08	0.08	4.71E-02	3.00E-10	1.0E+06	3.0E-04
243	0.22816	6.30E-04	1.4E-04	6.05E-04	8.70E-08	0.08	4.71E-02	3.37E-10	1.0E+06	3.4E-04
244	0.255	6.30E-04	1.6E-04	6.05E-04	9.72E-08	0.08	4.71E-02	3.77E-10	1.0E+06	3.8E-04
245	0.28813	6.30E-04	1.8E-04	6.05E-04	1.10E-07	0.08	4.71E-02	4.26E-10	1.0E+06	4.3E-04
246	0.32386	6.30E-04	2.0E-04	6.05E-04	1.23E-07	0.08	4.71E-02	4.78E-10	1.0E+06	4.8E-04
247	0.32798	6.30E-04	2.1E-04	6.05E-04	1.25E-07	0.08	4.71E-02	4.84E-10	1.0E+06	4.8E-04
248	0.35938	6.30E-04	2.3E-04	6.05E-04	1.37E-07	0.08	4.71E-02	5.31E-10	1.0E+06	5.3E-04

Ventura Ranch
P3 (off) - Paving

							Cancer Risk from 2 to 16 years			
Receptor #	Conc	g/sec	Cair	Dose Constant	Dose	ED	Risk Constant	Risk	Constant 2	Risk/ Million
249	0.39779	6.30E-04	2.5E-04	6.05E-04	1.52E-07	0.08	4.71E-02	5.88E-10	1.0E+06	5.9E-04
250	0.43209	6.30E-04	2.7E-04	6.05E-04	1.65E-07	0.08	4.71E-02	6.38E-10	1.0E+06	6.4E-04
251	0.11748	6.30E-04	7.4E-05	6.05E-04	4.48E-08	0.08	4.71E-02	1.74E-10	1.0E+06	1.7E-04
252	0.12255	6.30E-04	7.7E-05	6.05E-04	4.67E-08	0.08	4.71E-02	1.81E-10	1.0E+06	1.8E-04
253	0.12903	6.30E-04	8.1E-05	6.05E-04	4.92E-08	0.08	4.71E-02	1.91E-10	1.0E+06	1.9E-04
254	0.13731	6.30E-04	8.7E-05	6.05E-04	5.23E-08	0.08	4.71E-02	2.03E-10	1.0E+06	2.0E-04
255	0.14532	6.30E-04	9.2E-05	6.05E-04	5.54E-08	0.08	4.71E-02	2.15E-10	1.0E+06	2.1E-04
256	0.15786	6.30E-04	9.9E-05	6.05E-04	6.02E-08	0.08	4.71E-02	2.33E-10	1.0E+06	2.3E-04
257	0.17132	6.30E-04	1.1E-04	6.05E-04	6.53E-08	0.08	4.71E-02	2.53E-10	1.0E+06	2.5E-04
258	0.18092	6.30E-04	1.1E-04	6.05E-04	6.90E-08	0.08	4.71E-02	2.67E-10	1.0E+06	2.7E-04
259	0.20122	6.30E-04	1.3E-04	6.05E-04	7.67E-08	0.08	4.71E-02	2.97E-10	1.0E+06	3.0E-04
260	0.22356	6.30E-04	1.4E-04	6.05E-04	8.52E-08	0.08	4.71E-02	3.30E-10	1.0E+06	3.3E-04
261	0.24962	6.30E-04	1.6E-04	6.05E-04	9.52E-08	0.08	4.71E-02	3.69E-10	1.0E+06	3.7E-04
262	0.27789	6.30E-04	1.8E-04	6.05E-04	1.06E-07	0.08	4.71E-02	4.10E-10	1.0E+06	4.1E-04
263	0.27517	6.30E-04	1.7E-04	6.05E-04	1.05E-07	0.08	4.71E-02	4.06E-10	1.0E+06	4.1E-04
264	0.30405	6.30E-04	1.9E-04	6.05E-04	1.16E-07	0.08	4.71E-02	4.49E-10	1.0E+06	4.5E-04
265	0.32051	6.30E-04	2.0E-04	6.05E-04	1.22E-07	0.08	4.71E-02	4.73E-10	1.0E+06	4.7E-04
266	0.34187	6.30E-04	2.2E-04	6.05E-04	1.30E-07	0.08	4.71E-02	5.05E-10	1.0E+06	5.0E-04
267	0.10496	6.30E-04	6.6E-05	6.05E-04	4.00E-08	0.08	4.71E-02	1.55E-10	1.0E+06	1.6E-04
268	0.11001	6.30E-04	6.9E-05	6.05E-04	4.19E-08	0.08	4.71E-02	1.62E-10	1.0E+06	1.6E-04
269	0.11612	6.30E-04	7.3E-05	6.05E-04	4.43E-08	0.08	4.71E-02	1.72E-10	1.0E+06	1.7E-04
270	0.12388	6.30E-04	7.8E-05	6.05E-04	4.72E-08	0.08	4.71E-02	1.83E-10	1.0E+06	1.8E-04
271	0.13101	6.30E-04	8.3E-05	6.05E-04	4.99E-08	0.08	4.71E-02	1.94E-10	1.0E+06	1.9E-04
272	0.14211	6.30E-04	9.0E-05	6.05E-04	5.42E-08	0.08	4.71E-02	2.10E-10	1.0E+06	2.1E-04
273	0.15433	6.30E-04	9.7E-05	6.05E-04	5.88E-08	0.08	4.71E-02	2.28E-10	1.0E+06	2.3E-04
274	0.16469	6.30E-04	1.0E-04	6.05E-04	6.28E-08	0.08	4.71E-02	2.43E-10	1.0E+06	2.4E-04
275	0.179	6.30E-04	1.1E-04	6.05E-04	6.82E-08	0.08	4.71E-02	2.64E-10	1.0E+06	2.6E-04
276	0.19851	6.30E-04	1.3E-04	6.05E-04	7.57E-08	0.08	4.71E-02	2.93E-10	1.0E+06	2.9E-04
277	0.21521	6.30E-04	1.4E-04	6.05E-04	8.20E-08	0.08	4.71E-02	3.18E-10	1.0E+06	3.2E-04
278	0.22946	6.30E-04	1.4E-04	6.05E-04	8.75E-08	0.08	4.71E-02	3.39E-10	1.0E+06	3.4E-04
279	0.24341	6.30E-04	1.5E-04	6.05E-04	9.28E-08	0.08	4.71E-02	3.60E-10	1.0E+06	3.6E-04

Ventura Ranch
P3 (off) - Paving

							Cancer Risk from 2 to 16 years			
Receptor #	Conc	g/sec	Cair	Dose Constant	Dose	ED	Risk Constant	Risk	Constant 2	Risk/ Million
280	0.26392	6.30E-04	1.7E-04	6.05E-04	1.01E-07	0.08	4.71E-02	3.90E-10	1.0E+06	3.9E-04
281	0.2743	6.30E-04	1.7E-04	6.05E-04	1.05E-07	0.08	4.71E-02	4.05E-10	1.0E+06	4.1E-04
282	0.29316	6.30E-04	1.8E-04	6.05E-04	1.12E-07	0.08	4.71E-02	4.33E-10	1.0E+06	4.3E-04
283	0.09475	6.30E-04	6.0E-05	6.05E-04	3.61E-08	0.08	4.71E-02	1.40E-10	1.0E+06	1.4E-04
284	0.0999	6.30E-04	6.3E-05	6.05E-04	3.81E-08	0.08	4.71E-02	1.48E-10	1.0E+06	1.5E-04
285	0.10574	6.30E-04	6.7E-05	6.05E-04	4.03E-08	0.08	4.71E-02	1.56E-10	1.0E+06	1.6E-04
286	0.11306	6.30E-04	7.1E-05	6.05E-04	4.31E-08	0.08	4.71E-02	1.67E-10	1.0E+06	1.7E-04
287	0.12013	6.30E-04	7.6E-05	6.05E-04	4.58E-08	0.08	4.71E-02	1.77E-10	1.0E+06	1.8E-04
288	0.12918	6.30E-04	8.1E-05	6.05E-04	4.92E-08	0.08	4.71E-02	1.91E-10	1.0E+06	1.9E-04
289	0.14045	6.30E-04	8.8E-05	6.05E-04	5.35E-08	0.08	4.71E-02	2.07E-10	1.0E+06	2.1E-04
290	0.15141	6.30E-04	9.5E-05	6.05E-04	5.77E-08	0.08	4.71E-02	2.24E-10	1.0E+06	2.2E-04
291	0.16166	6.30E-04	1.0E-04	6.05E-04	6.16E-08	0.08	4.71E-02	2.39E-10	1.0E+06	2.4E-04
292	0.17782	6.30E-04	1.1E-04	6.05E-04	6.78E-08	0.08	4.71E-02	2.63E-10	1.0E+06	2.6E-04
293	0.1917	6.30E-04	1.2E-04	6.05E-04	7.31E-08	0.08	4.71E-02	2.83E-10	1.0E+06	2.8E-04
294	0.20499	6.30E-04	1.3E-04	6.05E-04	7.81E-08	0.08	4.71E-02	3.03E-10	1.0E+06	3.0E-04
295	0.2177	6.30E-04	1.4E-04	6.05E-04	8.30E-08	0.08	4.71E-02	3.22E-10	1.0E+06	3.2E-04
296	0.23163	6.30E-04	1.5E-04	6.05E-04	8.83E-08	0.08	4.71E-02	3.42E-10	1.0E+06	3.4E-04
297	0.24114	6.30E-04	1.5E-04	6.05E-04	9.19E-08	0.08	4.71E-02	3.56E-10	1.0E+06	3.6E-04
298	0.25283	6.30E-04	1.6E-04	6.05E-04	9.64E-08	0.08	4.71E-02	3.73E-10	1.0E+06	3.7E-04
299	0.09164	6.30E-04	5.8E-05	6.05E-04	3.49E-08	0.08	4.71E-02	1.35E-10	1.0E+06	1.4E-04
300	0.09729	6.30E-04	6.1E-05	6.05E-04	3.71E-08	0.08	4.71E-02	1.44E-10	1.0E+06	1.4E-04
301	0.10412	6.30E-04	6.6E-05	6.05E-04	3.97E-08	0.08	4.71E-02	1.54E-10	1.0E+06	1.5E-04
302	0.11222	6.30E-04	7.1E-05	6.05E-04	4.28E-08	0.08	4.71E-02	1.66E-10	1.0E+06	1.7E-04
303	0.11995	6.30E-04	7.6E-05	6.05E-04	4.57E-08	0.08	4.71E-02	1.77E-10	1.0E+06	1.8E-04
304	0.12866	6.30E-04	8.1E-05	6.05E-04	4.90E-08	0.08	4.71E-02	1.90E-10	1.0E+06	1.9E-04
305	0.13836	6.30E-04	8.7E-05	6.05E-04	5.27E-08	0.08	4.71E-02	2.04E-10	1.0E+06	2.0E-04
306	0.14872	6.30E-04	9.4E-05	6.05E-04	5.67E-08	0.08	4.71E-02	2.20E-10	1.0E+06	2.2E-04
307	0.16095	6.30E-04	1.0E-04	6.05E-04	6.14E-08	0.08	4.71E-02	2.38E-10	1.0E+06	2.4E-04
308	0.17323	6.30E-04	1.1E-04	6.05E-04	6.60E-08	0.08	4.71E-02	2.56E-10	1.0E+06	2.6E-04

Ventura Ranch
P3 (off) - Paving

		Cancer Risk from 2 to 16 years								
Receptor #	Conc	g/sec	Cair	Dose Constant	Dose	ED	Risk Constant	Risk	Constant 2	Risk/ Million
309	0.18251	6.30E-04	1.1E-04	6.05E-04	6.96E-08	0.08	4.71E-02	2.70E-10	1.0E+06	2.7E-04
310	0.19325	6.30E-04	1.2E-04	6.05E-04	7.37E-08	0.08	4.71E-02	2.85E-10	1.0E+06	2.9E-04
311	0.20699	6.30E-04	1.3E-04	6.05E-04	7.89E-08	0.08	4.71E-02	3.06E-10	1.0E+06	3.1E-04
312	0.21939	6.30E-04	1.4E-04	6.05E-04	8.36E-08	0.08	4.71E-02	3.24E-10	1.0E+06	3.2E-04
313	0.21889	6.30E-04	1.4E-04	6.05E-04	8.34E-08	0.08	4.71E-02	3.23E-10	1.0E+06	3.2E-04
314	0.08461	6.30E-04	5.3E-05	6.05E-04	3.23E-08	0.08	4.71E-02	1.25E-10	1.0E+06	1.2E-04
315	0.09028	6.30E-04	5.7E-05	6.05E-04	3.44E-08	0.08	4.71E-02	1.33E-10	1.0E+06	1.3E-04
316	0.09664	6.30E-04	6.1E-05	6.05E-04	3.68E-08	0.08	4.71E-02	1.43E-10	1.0E+06	1.4E-04
317	0.10404	6.30E-04	6.6E-05	6.05E-04	3.97E-08	0.08	4.71E-02	1.54E-10	1.0E+06	1.5E-04
318	0.10976	6.30E-04	6.9E-05	6.05E-04	4.18E-08	0.08	4.71E-02	1.62E-10	1.0E+06	1.6E-04
319	0.11847	6.30E-04	7.5E-05	6.05E-04	4.52E-08	0.08	4.71E-02	1.75E-10	1.0E+06	1.7E-04
320	0.12794	6.30E-04	8.1E-05	6.05E-04	4.88E-08	0.08	4.71E-02	1.89E-10	1.0E+06	1.9E-04
321	0.13517	6.30E-04	8.5E-05	6.05E-04	5.15E-08	0.08	4.71E-02	2.00E-10	1.0E+06	2.0E-04
322	0.14658	6.30E-04	9.2E-05	6.05E-04	5.59E-08	0.08	4.71E-02	2.16E-10	1.0E+06	2.2E-04
323	0.15747	6.30E-04	9.9E-05	6.05E-04	6.00E-08	0.08	4.71E-02	2.33E-10	1.0E+06	2.3E-04
324	0.16565	6.30E-04	1.0E-04	6.05E-04	6.31E-08	0.08	4.71E-02	2.45E-10	1.0E+06	2.4E-04
325	0.17363	6.30E-04	1.1E-04	6.05E-04	6.62E-08	0.08	4.71E-02	2.56E-10	1.0E+06	2.6E-04
326	0.18569	6.30E-04	1.2E-04	6.05E-04	7.08E-08	0.08	4.71E-02	2.74E-10	1.0E+06	2.7E-04
327	0.19567	6.30E-04	1.2E-04	6.05E-04	7.46E-08	0.08	4.71E-02	2.89E-10	1.0E+06	2.9E-04
328	0.19139	6.30E-04	1.2E-04	6.05E-04	7.30E-08	0.08	4.71E-02	2.83E-10	1.0E+06	2.8E-04
329	0.0786	6.30E-04	5.0E-05	6.05E-04	3.00E-08	0.08	4.71E-02	1.16E-10	1.0E+06	1.2E-04
330	0.08434	6.30E-04	5.3E-05	6.05E-04	3.21E-08	0.08	4.71E-02	1.25E-10	1.0E+06	1.2E-04
331	0.09027	6.30E-04	5.7E-05	6.05E-04	3.44E-08	0.08	4.71E-02	1.33E-10	1.0E+06	1.3E-04
332	0.09699	6.30E-04	6.1E-05	6.05E-04	3.70E-08	0.08	4.71E-02	1.43E-10	1.0E+06	1.4E-04
333	0.10231	6.30E-04	6.4E-05	6.05E-04	3.90E-08	0.08	4.71E-02	1.51E-10	1.0E+06	1.5E-04
334	0.10991	6.30E-04	6.9E-05	6.05E-04	4.19E-08	0.08	4.71E-02	1.62E-10	1.0E+06	1.6E-04
335	0.11792	6.30E-04	7.4E-05	6.05E-04	4.49E-08	0.08	4.71E-02	1.74E-10	1.0E+06	1.7E-04
336	0.12549	6.30E-04	7.9E-05	6.05E-04	4.78E-08	0.08	4.71E-02	1.85E-10	1.0E+06	1.9E-04
337	0.13479	6.30E-04	8.5E-05	6.05E-04	5.14E-08	0.08	4.71E-02	1.99E-10	1.0E+06	2.0E-04
338	0.14455	6.30E-04	9.1E-05	6.05E-04	5.51E-08	0.08	4.71E-02	2.14E-10	1.0E+06	2.1E-04
339	0.15222	6.30E-04	9.6E-05	6.05E-04	5.80E-08	0.08	4.71E-02	2.25E-10	1.0E+06	2.2E-04

Ventura Ranch
P3 (off) - Paving

					Cancer Risk from 2 to 16 years					
Receptor #	Conc	g/sec	Cair	Dose Constant	Dose	ED	Risk Constant	Risk	Constant 2	Risk/ Million
340	0.15742	6.30E-04	9.9E-05	6.05E-04	6.00E-08	0.08	4.71E-02	2.33E-10	1.0E+06	2.3E-04
341	0.16757	6.30E-04	1.1E-04	6.05E-04	6.39E-08	0.08	4.71E-02	2.48E-10	1.0E+06	2.5E-04
342	0.17561	6.30E-04	1.1E-04	6.05E-04	6.69E-08	0.08	4.71E-02	2.59E-10	1.0E+06	2.6E-04
343	0.16937	6.30E-04	1.1E-04	6.05E-04	6.46E-08	0.08	4.71E-02	2.50E-10	1.0E+06	2.5E-04
344	0.16174	6.30E-04	1.0E-04	6.05E-04	6.17E-08	0.08	4.71E-02	2.39E-10	1.0E+06	2.4E-04
345	0.07348	6.30E-04	4.6E-05	6.05E-04	2.80E-08	0.08	4.71E-02	1.09E-10	1.0E+06	1.1E-04
346	0.07923	6.30E-04	5.0E-05	6.05E-04	3.02E-08	0.08	4.71E-02	1.17E-10	1.0E+06	1.2E-04
347	0.08472	6.30E-04	5.3E-05	6.05E-04	3.23E-08	0.08	4.71E-02	1.25E-10	1.0E+06	1.3E-04
348	0.09081	6.30E-04	5.7E-05	6.05E-04	3.46E-08	0.08	4.71E-02	1.34E-10	1.0E+06	1.3E-04
349	0.09595	6.30E-04	6.0E-05	6.05E-04	3.66E-08	0.08	4.71E-02	1.42E-10	1.0E+06	1.4E-04
350	0.10248	6.30E-04	6.5E-05	6.05E-04	3.91E-08	0.08	4.71E-02	1.51E-10	1.0E+06	1.5E-04
351	0.10948	6.30E-04	6.9E-05	6.05E-04	4.17E-08	0.08	4.71E-02	1.62E-10	1.0E+06	1.6E-04
352	0.11726	6.30E-04	7.4E-05	6.05E-04	4.47E-08	0.08	4.71E-02	1.73E-10	1.0E+06	1.7E-04
353	0.12466	6.30E-04	7.9E-05	6.05E-04	4.75E-08	0.08	4.71E-02	1.84E-10	1.0E+06	1.8E-04
354	0.13302	6.30E-04	8.4E-05	6.05E-04	5.07E-08	0.08	4.71E-02	1.96E-10	1.0E+06	2.0E-04
355	0.13998	6.30E-04	8.8E-05	6.05E-04	5.34E-08	0.08	4.71E-02	2.07E-10	1.0E+06	2.1E-04
356	0.14361	6.30E-04	9.0E-05	6.05E-04	5.47E-08	0.08	4.71E-02	2.12E-10	1.0E+06	2.1E-04
357	0.15238	6.30E-04	9.6E-05	6.05E-04	5.81E-08	0.08	4.71E-02	2.25E-10	1.0E+06	2.3E-04
358	0.15915	6.30E-04	1.0E-04	6.05E-04	6.07E-08	0.08	4.71E-02	2.35E-10	1.0E+06	2.4E-04
359	0.15587	6.30E-04	9.8E-05	6.05E-04	5.94E-08	0.08	4.71E-02	2.30E-10	1.0E+06	2.3E-04
360	0.1426	6.30E-04	9.0E-05	6.05E-04	5.44E-08	0.08	4.71E-02	2.11E-10	1.0E+06	2.1E-04

Ventura Ranch
P3 (off) - Paving

Max Cancer Risk Cancer Risk	
Receptor #	**Total Risk/ Million**
1	3.0E-03
2	3.2E-03
3	3.3E-03
4	3.4E-03
5	3.5E-03
6	3.4E-03
7	3.3E-03
8	3.1E-03
9	2.9E-03
10	2.6E-03
11	2.3E-03
12	2.0E-03
13	1.7E-03
14	1.4E-03
15	1.0E-03
16	7.9E-04
17	5.5E-04
18	4.3E-04
19	3.1E-04
20	2.5E-04
21	1.9E-04
22	3.6E-03
23	3.4E-03
24	3.1E-03
25	2.8E-03
26	2.4E-03
27	2.1E-03
28	1.8E-03
29	1.5E-03
30	1.1E-03
31	7.5E-04

Max	**Receptor #**	
0.019	122	Res

Chronic Non Cancer Risk	
REL	**HI Offroad**
5	2.53E-04
5	2.71E-04
5	2.85E-04
5	2.93E-04
5	2.96E-04
5	2.92E-04
5	2.81E-04
5	2.64E-04
5	2.43E-04
5	2.19E-04
5	1.94E-04
5	1.68E-04
5	1.42E-04
5	1.18E-04
5	8.69E-05
5	6.74E-05
5	4.66E-05
5	3.66E-05
5	2.67E-05
5	2.11E-05
5	1.66E-05
5	3.06E-04
5	2.87E-04
5	2.64E-04
5	2.37E-04
5	2.09E-04
5	1.79E-04
5	1.50E-04
5	1.24E-04
5	9.21E-05
5	6.38E-05

Max	**Receptor #**	
1.623E-03	122	Res

Ventura Ranch
P3 (off) - Paving

Max Cancer Risk Cancer Risk		*Chronic Non Cancer Risk*	
Receptor #	Total Risk/ Million	REL	HI Offroad
32	4.3E-04	5	3.70E-05
33	3.6E-04	5	3.04E-05
34	3.2E-04	5	2.69E-05
35	1.6E-03	5	1.32E-04
36	1.1E-03	5	9.59E-05
37	1.5E-03	5	1.31E-04
38	1.9E-03	5	1.58E-04
39	2.2E-03	5	1.89E-04
40	2.6E-03	5	2.25E-04
41	1.5E-03	5	1.29E-04
42	1.8E-03	5	1.57E-04
43	2.2E-03	5	1.90E-04
44	2.7E-03	5	2.30E-04
45	3.2E-03	5	2.76E-04
46	4.9E-03	5	4.18E-04
47	4.5E-03	5	3.82E-04
48	1.8E-03	5	1.55E-04
49	2.2E-03	5	1.90E-04
50	2.7E-03	5	2.34E-04
51	3.3E-03	5	2.84E-04
52	5.4E-03	5	4.65E-04
53	5.0E-03	5	4.24E-04
54	4.4E-03	5	3.74E-04
55	2.2E-03	5	1.87E-04
56	2.7E-03	5	2.34E-04
57	3.4E-03	5	2.89E-04
58	4.1E-03	5	3.50E-04
59	6.1E-03	5	5.20E-04
60	5.6E-03	5	4.74E-04
61	4.9E-03	5	4.17E-04
62	6.9E-03	5	5.87E-04

Ventura Ranch
P3 (off) - Paving

Max Cancer Risk Cancer Risk		*Chronic Non Cancer Risk*	
Receptor #	Total Risk/ Million	REL	HI Offroad
63	6.3E-03	5	5.34E-04
64	5.5E-03	5	4.68E-04
65	7.1E-03	5	6.07E-04
66	1.6E-03	5	1.39E-04
67	2.1E-03	5	1.77E-04
68	7.8E-04	5	6.67E-05
69	5.2E-04	5	4.45E-05
70	3.9E-04	5	3.34E-05
71	3.2E-04	5	2.74E-05
72	1.6E-03	5	1.36E-04
73	2.0E-03	5	1.72E-04
74	1.4E-03	5	1.20E-04
75	8.3E-04	5	7.10E-05
76	5.7E-04	5	4.84E-05
77	4.3E-04	5	3.68E-05
78	3.7E-04	5	3.15E-05
79	1.6E-03	5	1.33E-04
80	2.0E-03	5	1.68E-04
81	1.5E-03	5	1.24E-04
82	8.9E-04	5	7.58E-05
83	6.7E-04	5	5.70E-05
84	5.6E-04	5	4.74E-05
85	4.5E-04	5	3.84E-05
86	1.6E-03	5	1.33E-04
87	2.1E-03	5	1.78E-04
88	1.1E-03	5	9.08E-05
89	1.2E-03	5	1.05E-04
90	9.9E-04	5	8.43E-05
91	1.1E-03	5	9.65E-05
92	1.3E-03	5	1.11E-04
93	9.0E-04	5	7.69E-05

Ventura Ranch
P3 (off) - Paving

Max Cancer Risk Cancer Risk		*Chronic Non Cancer Risk*	
Receptor #	Total Risk/ Million	REL	HI Offroad
94	1.0E-03	5	8.69E-05
95	1.2E-03	5	9.91E-05
96	1.4E-03	5	1.16E-04
97	1.6E-03	5	1.39E-04
98	2.0E-03	5	1.67E-04
99	8.0E-04	5	6.84E-05
100	8.9E-04	5	7.63E-05
101	1.0E-03	5	8.58E-05
102	1.2E-03	5	9.90E-05
103	1.4E-03	5	1.16E-04
104	1.6E-03	5	1.39E-04
105	2.0E-03	5	1.72E-04
106	2.6E-03	5	2.22E-04
107	3.6E-03	5	3.09E-04
108	5.8E-03	5	4.91E-04
109	7.0E-04	5	5.94E-05
110	7.7E-04	5	6.53E-05
111	8.5E-04	5	7.27E-05
112	9.7E-04	5	8.32E-05
113	1.1E-03	5	9.49E-05
114	1.3E-03	5	1.10E-04
115	1.5E-03	5	1.31E-04
116	1.9E-03	5	1.59E-04
117	2.4E-03	5	2.02E-04
118	3.2E-03	5	2.76E-04
119	4.9E-03	5	4.22E-04
120	8.4E-03	5	7.16E-04
121	1.3E-02	5	1.14E-03
122	1.9E-02	5	1.62E-03
123	5.9E-04	5	5.07E-05
124	6.4E-04	5	5.50E-05

Ventura Ranch
P3 (off) - Paving

Max Cancer Risk Cancer Risk		*Chronic Non Cancer Risk*	
Receptor #	Total Risk/ Million	REL	HI Offroad
125	7.1E-04	5	6.05E-05
126	8.0E-04	5	6.79E-05
127	8.9E-04	5	7.57E-05
128	1.0E-03	5	8.52E-05
129	1.2E-03	5	9.86E-05
130	1.3E-03	5	1.15E-04
131	1.6E-03	5	1.38E-04
132	2.0E-03	5	1.71E-04
133	2.7E-03	5	2.27E-04
134	3.8E-03	5	3.25E-04
135	5.4E-03	5	4.59E-04
136	7.2E-03	5	6.18E-04
137	9.1E-03	5	7.79E-04
138	1.1E-02	5	8.97E-04
139	5.0E-04	5	4.29E-05
140	5.4E-04	5	4.60E-05
141	5.8E-04	5	4.98E-05
142	6.4E-04	5	5.50E-05
143	7.0E-04	5	6.00E-05
144	7.8E-04	5	6.64E-05
145	8.8E-04	5	7.48E-05
146	9.9E-04	5	8.48E-05
147	1.2E-03	5	9.85E-05
148	1.4E-03	5	1.15E-04
149	1.7E-03	5	1.43E-04
150	2.2E-03	5	1.89E-04
151	2.9E-03	5	2.44E-04
152	3.6E-03	5	3.04E-04
153	4.6E-03	5	3.94E-04
154	5.5E-03	5	4.66E-04
155	4.2E-04	5	3.62E-05

Ventura Ranch
P3 (off) - Paving

Max Cancer Risk Cancer Risk		*Chronic Non Cancer Risk*	
Receptor #	Total Risk/ Million	REL	HI Offroad
156	4.5E-04	5	3.84E-05
157	4.8E-04	5	4.11E-05
158	5.2E-04	5	4.46E-05
159	5.6E-04	5	4.81E-05
160	6.2E-04	5	5.25E-05
161	6.8E-04	5	5.79E-05
162	7.6E-04	5	6.46E-05
163	8.7E-04	5	7.40E-05
164	1.0E-03	5	8.49E-05
165	1.2E-03	5	1.02E-04
166	1.5E-03	5	1.27E-04
167	1.8E-03	5	1.54E-04
168	2.2E-03	5	1.85E-04
169	2.7E-03	5	2.31E-04
170	3.2E-03	5	2.70E-04
171	3.6E-04	5	3.06E-05
172	3.8E-04	5	3.21E-05
173	4.0E-04	5	3.41E-05
174	4.3E-04	5	3.66E-05
175	4.6E-04	5	3.92E-05
176	5.0E-04	5	4.24E-05
177	5.4E-04	5	4.61E-05
178	6.0E-04	5	5.11E-05
179	6.8E-04	5	5.80E-05
180	7.7E-04	5	6.57E-05
181	8.9E-04	5	7.55E-05
182	1.1E-03	5	9.19E-05
183	1.3E-03	5	1.09E-04
184	1.5E-03	5	1.26E-04
185	1.8E-03	5	1.52E-04
186	2.0E-03	5	1.73E-04

Ventura Ranch
P3 (off) - Paving

Max Cancer Risk Cancer Risk		*Chronic Non Cancer Risk*	
Receptor #	Total Risk/ Million	REL	HI Offroad
187	3.0E-04	5	2.60E-05
188	3.2E-04	5	2.71E-05
189	3.4E-04	5	2.86E-05
190	3.6E-04	5	3.05E-05
191	3.8E-04	5	3.25E-05
192	4.1E-04	5	3.51E-05
193	4.4E-04	5	3.78E-05
194	4.9E-04	5	4.17E-05
195	5.5E-04	5	4.70E-05
196	6.2E-04	5	5.29E-05
197	7.0E-04	5	6.00E-05
198	8.4E-04	5	7.13E-05
199	9.7E-04	5	8.26E-05
200	1.1E-03	5	9.15E-05
201	1.3E-03	5	1.08E-04
202	1.4E-03	5	1.21E-04
203	2.6E-04	5	2.22E-05
204	2.7E-04	5	2.31E-05
205	2.8E-04	5	2.43E-05
206	3.0E-04	5	2.58E-05
207	3.2E-04	5	2.75E-05
208	3.5E-04	5	2.97E-05
209	3.7E-04	5	3.18E-05
210	4.1E-04	5	3.50E-05
211	4.6E-04	5	3.92E-05
212	5.1E-04	5	4.34E-05
213	5.8E-04	5	4.96E-05
214	6.8E-04	5	5.78E-05
215	7.7E-04	5	6.54E-05
216	8.2E-04	5	6.99E-05
217	9.4E-04	5	8.05E-05

Ventura Ranch
P3 (off) - Paving

Max Cancer Risk Cancer Risk		*Chronic Non Cancer Risk*	
Receptor #	Total Risk/ Million	REL	HI Offroad
218	1.1E-03	5	8.98E-05
219	2.2E-04	5	1.92E-05
220	2.3E-04	5	1.99E-05
221	2.5E-04	5	2.09E-05
222	2.6E-04	5	2.22E-05
223	2.8E-04	5	2.37E-05
224	3.0E-04	5	2.55E-05
225	3.2E-04	5	2.74E-05
226	3.4E-04	5	2.93E-05
227	3.9E-04	5	3.30E-05
228	4.3E-04	5	3.70E-05
229	4.9E-04	5	4.21E-05
230	5.6E-04	5	4.81E-05
231	6.1E-04	5	5.19E-05
232	6.5E-04	5	5.53E-05
233	7.3E-04	5	6.27E-05
234	8.1E-04	5	6.89E-05
235	2.0E-04	5	1.68E-05
236	2.0E-04	5	1.74E-05
237	2.1E-04	5	1.83E-05
238	2.3E-04	5	1.94E-05
239	2.4E-04	5	2.06E-05
240	2.6E-04	5	2.23E-05
241	2.8E-04	5	2.42E-05
242	3.0E-04	5	2.56E-05
243	3.4E-04	5	2.87E-05
244	3.8E-04	5	3.21E-05
245	4.3E-04	5	3.63E-05
246	4.8E-04	5	4.08E-05
247	4.8E-04	5	4.13E-05
248	5.3E-04	5	4.53E-05

Ventura Ranch
P3 (off) - Paving

Max Cancer Risk Cancer Risk		*Chronic Non Cancer Risk*	
Receptor #	Total Risk/ Million	REL	HI Offroad
249	5.9E-04	5	5.01E-05
250	6.4E-04	5	5.44E-05
251	1.7E-04	5	1.48E-05
252	1.8E-04	5	1.54E-05
253	1.9E-04	5	1.63E-05
254	2.0E-04	5	1.73E-05
255	2.1E-04	5	1.83E-05
256	2.3E-04	5	1.99E-05
257	2.5E-04	5	2.16E-05
258	2.7E-04	5	2.28E-05
259	3.0E-04	5	2.54E-05
260	3.3E-04	5	2.82E-05
261	3.7E-04	5	3.15E-05
262	4.1E-04	5	3.50E-05
263	4.1E-04	5	3.47E-05
264	4.5E-04	5	3.83E-05
265	4.7E-04	5	4.04E-05
266	5.0E-04	5	4.31E-05
267	1.6E-04	5	1.32E-05
268	1.6E-04	5	1.39E-05
269	1.7E-04	5	1.46E-05
270	1.8E-04	5	1.56E-05
271	1.9E-04	5	1.65E-05
272	2.1E-04	5	1.79E-05
273	2.3E-04	5	1.94E-05
274	2.4E-04	5	2.08E-05
275	2.6E-04	5	2.26E-05
276	2.9E-04	5	2.50E-05
277	3.2E-04	5	2.71E-05
278	3.4E-04	5	2.89E-05
279	3.6E-04	5	3.07E-05

Ventura Ranch
P3 (off) - Paving

Max Cancer Risk Cancer Risk		*Chronic Non Cancer Risk*	
Receptor #	Total Risk/ Million	REL	HI Offroad
280	3.9E-04	5	3.33E-05
281	4.1E-04	5	3.46E-05
282	4.3E-04	5	3.69E-05
283	1.4E-04	5	1.19E-05
284	1.5E-04	5	1.26E-05
285	1.6E-04	5	1.33E-05
286	1.7E-04	5	1.42E-05
287	1.8E-04	5	1.51E-05
288	1.9E-04	5	1.63E-05
289	2.1E-04	5	1.77E-05
290	2.2E-04	5	1.91E-05
291	2.4E-04	5	2.04E-05
292	2.6E-04	5	2.24E-05
293	2.8E-04	5	2.42E-05
294	3.0E-04	5	2.58E-05
295	3.2E-04	5	2.74E-05
296	3.4E-04	5	2.92E-05
297	3.6E-04	5	3.04E-05
298	3.7E-04	5	3.19E-05
299	1.4E-04	5	1.15E-05
300	1.4E-04	5	1.23E-05
301	1.5E-04	5	1.31E-05
302	1.7E-04	5	1.41E-05
303	1.8E-04	5	1.51E-05
304	1.9E-04	5	1.62E-05
305	2.0E-04	5	1.74E-05
306	2.2E-04	5	1.87E-05
307	2.4E-04	5	2.03E-05
308	2.6E-04	5	2.18E-05

Ventura Ranch
P3 (off) - Paving

Max Cancer Risk Cancer Risk		*Chronic Non Cancer Risk*	
Receptor #	Total Risk/ Million	REL	HI Offroad
309	2.7E-04	5	2.30E-05
310	2.9E-04	5	2.43E-05
311	3.1E-04	5	2.61E-05
312	3.2E-04	5	2.76E-05
313	3.2E-04	5	2.76E-05
314	1.2E-04	5	1.07E-05
315	1.3E-04	5	1.14E-05
316	1.4E-04	5	1.22E-05
317	1.5E-04	5	1.31E-05
318	1.6E-04	5	1.38E-05
319	1.7E-04	5	1.49E-05
320	1.9E-04	5	1.61E-05
321	2.0E-04	5	1.70E-05
322	2.2E-04	5	1.85E-05
323	2.3E-04	5	1.98E-05
324	2.4E-04	5	2.09E-05
325	2.6E-04	5	2.19E-05
326	2.7E-04	5	2.34E-05
327	2.9E-04	5	2.47E-05
328	2.8E-04	5	2.41E-05
329	1.2E-04	5	9.90E-06
330	1.2E-04	5	1.06E-05
331	1.3E-04	5	1.14E-05
332	1.4E-04	5	1.22E-05
333	1.5E-04	5	1.29E-05
334	1.6E-04	5	1.38E-05
335	1.7E-04	5	1.49E-05
336	1.9E-04	5	1.58E-05
337	2.0E-04	5	1.70E-05
338	2.1E-04	5	1.82E-05
339	2.2E-04	5	1.92E-05

Ventura Ranch
P3 (off) - Paving

Max Cancer Risk Cancer Risk		*Chronic Non Cancer Risk*	
Receptor #	Total Risk/ Million	REL	HI Offroad
340	2.3E-04	5	1.98E-05
341	2.5E-04	5	2.11E-05
342	2.6E-04	5	2.21E-05
343	2.5E-04	5	2.13E-05
344	2.4E-04	5	2.04E-05
345	1.1E-04	5	9.26E-06
346	1.2E-04	5	9.98E-06
347	1.3E-04	5	1.07E-05
348	1.3E-04	5	1.14E-05
349	1.4E-04	5	1.21E-05
350	1.5E-04	5	1.29E-05
351	1.6E-04	5	1.38E-05
352	1.7E-04	5	1.48E-05
353	1.8E-04	5	1.57E-05
354	2.0E-04	5	1.68E-05
355	2.1E-04	5	1.76E-05
356	2.1E-04	5	1.81E-05
357	2.3E-04	5	1.92E-05
358	2.4E-04	5	2.01E-05
359	2.3E-04	5	1.96E-05
360	2.1E-04	5	1.80E-05

Ventura Ranch

P3 (off) - Architectural Coating

		Cancer Risk from 2 to 16 years								
Receptor #	Conc	g/sec	Cair	Dose Constant	Dose	ED	Risk Constant	Risk	Constant 2	Risk/ Million
1	1.99476	6.30E-05	1.3E-04	6.05E-04	7.60E-08	0.08	4.71E-02	2.95E-10	1.0E+06	2.9E-04
2	2.14715	6.30E-05	1.4E-04	6.05E-04	8.18E-08	0.08	4.71E-02	3.17E-10	1.0E+06	3.2E-04
3	2.2656	6.30E-05	1.4E-04	6.05E-04	8.64E-08	0.08	4.71E-02	3.35E-10	1.0E+06	3.3E-04
4	2.34028	6.30E-05	1.5E-04	6.05E-04	8.92E-08	0.08	4.71E-02	3.46E-10	1.0E+06	3.5E-04
5	2.36397	6.30E-05	1.5E-04	6.05E-04	9.01E-08	0.08	4.71E-02	3.49E-10	1.0E+06	3.5E-04
6	2.33449	6.30E-05	1.5E-04	6.05E-04	8.90E-08	0.08	4.71E-02	3.45E-10	1.0E+06	3.4E-04
7	2.24354	6.30E-05	1.4E-04	6.05E-04	8.55E-08	0.08	4.71E-02	3.31E-10	1.0E+06	3.3E-04
8	2.10472	6.30E-05	1.3E-04	6.05E-04	8.02E-08	0.08	4.71E-02	3.11E-10	1.0E+06	3.1E-04
9	1.93339	6.30E-05	1.2E-04	6.05E-04	7.37E-08	0.08	4.71E-02	2.86E-10	1.0E+06	2.9E-04
10	1.73657	6.30E-05	1.1E-04	6.05E-04	6.62E-08	0.08	4.71E-02	2.56E-10	1.0E+06	2.6E-04
11	1.52678	6.30E-05	9.6E-05	6.05E-04	5.82E-08	0.08	4.71E-02	2.26E-10	1.0E+06	2.3E-04
12	1.31264	6.30E-05	8.3E-05	6.05E-04	5.00E-08	0.08	4.71E-02	1.94E-10	1.0E+06	1.9E-04
13	1.10448	6.30E-05	7.0E-05	6.05E-04	4.21E-08	0.08	4.71E-02	1.63E-10	1.0E+06	1.6E-04
14	0.91444	6.30E-05	5.8E-05	6.05E-04	3.49E-08	0.08	4.71E-02	1.35E-10	1.0E+06	1.4E-04
15	0.66282	6.30E-05	4.2E-05	6.05E-04	2.53E-08	0.08	4.71E-02	9.79E-11	1.0E+06	9.8E-05
16	0.51105	6.30E-05	3.2E-05	6.05E-04	1.95E-08	0.08	4.71E-02	7.55E-11	1.0E+06	7.5E-05
17	0.35216	6.30E-05	2.2E-05	6.05E-04	1.34E-08	0.08	4.71E-02	5.20E-11	1.0E+06	5.2E-05
18	0.27711	6.30E-05	1.7E-05	6.05E-04	1.06E-08	0.08	4.71E-02	4.09E-11	1.0E+06	4.1E-05
19	0.20358	6.30E-05	1.3E-05	6.05E-04	7.76E-09	0.08	4.71E-02	3.01E-11	1.0E+06	3.0E-05
20	0.16279	6.30E-05	1.0E-05	6.05E-04	6.21E-09	0.08	4.71E-02	2.40E-11	1.0E+06	2.4E-05
21	0.12895	6.30E-05	8.1E-06	6.05E-04	4.92E-09	0.08	4.71E-02	1.90E-11	1.0E+06	1.9E-05
22	2.44356	6.30E-05	1.5E-04	6.05E-04	9.31E-08	0.08	4.71E-02	3.61E-10	1.0E+06	3.6E-04
23	2.29276	6.30E-05	1.4E-04	6.05E-04	8.74E-08	0.08	4.71E-02	3.39E-10	1.0E+06	3.4E-04
24	2.09913	6.30E-05	1.3E-04	6.05E-04	8.00E-08	0.08	4.71E-02	3.10E-10	1.0E+06	3.1E-04
25	1.87641	6.30E-05	1.2E-04	6.05E-04	7.15E-08	0.08	4.71E-02	2.77E-10	1.0E+06	2.8E-04
26	1.64064	6.30E-05	1.0E-04	6.05E-04	6.25E-08	0.08	4.71E-02	2.42E-10	1.0E+06	2.4E-04
27	1.40152	6.30E-05	8.8E-05	6.05E-04	5.34E-08	0.08	4.71E-02	2.07E-10	1.0E+06	2.1E-04
28	1.16831	6.30E-05	7.4E-05	6.05E-04	4.45E-08	0.08	4.71E-02	1.73E-10	1.0E+06	1.7E-04
29	0.959	6.30E-05	6.0E-05	6.05E-04	3.66E-08	0.08	4.71E-02	1.42E-10	1.0E+06	1.4E-04
30	0.70048	6.30E-05	4.4E-05	6.05E-04	2.67E-08	0.08	4.71E-02	1.03E-10	1.0E+06	1.0E-04
31	0.47991	6.30E-05	3.0E-05	6.05E-04	1.83E-08	0.08	4.71E-02	7.09E-11	1.0E+06	7.1E-05

Ventura Ranch

P3 (off) - Architectural Coating

		Cancer Risk from 2 to 16 years								
Receptor #	Conc	g/sec	Cair	Dose Constant	Dose	ED	Risk Constant	Risk	Constant 2	Risk/ Million
32	0.27847	6.30E-05	1.8E-05	6.05E-04	1.06E-08	0.08	4.71E-02	4.11E-11	1.0E+06	4.1E-05
33	0.22975	6.30E-05	1.4E-05	6.05E-04	8.76E-09	0.08	4.71E-02	3.39E-11	1.0E+06	3.4E-05
34	0.20561	6.30E-05	1.3E-05	6.05E-04	7.84E-09	0.08	4.71E-02	3.04E-11	1.0E+06	3.0E-05
35	1.01699	6.30E-05	6.4E-05	6.05E-04	3.88E-08	0.08	4.71E-02	1.50E-10	1.0E+06	1.5E-04
36	0.72517	6.30E-05	4.6E-05	6.05E-04	2.76E-08	0.08	4.71E-02	1.07E-10	1.0E+06	1.1E-04
37	1.01164	6.30E-05	6.4E-05	6.05E-04	3.86E-08	0.08	4.71E-02	1.49E-10	1.0E+06	1.5E-04
38	1.21719	6.30E-05	7.7E-05	6.05E-04	4.64E-08	0.08	4.71E-02	1.80E-10	1.0E+06	1.8E-04
39	1.45763	6.30E-05	9.2E-05	6.05E-04	5.56E-08	0.08	4.71E-02	2.15E-10	1.0E+06	2.2E-04
40	1.73629	6.30E-05	1.1E-04	6.05E-04	6.62E-08	0.08	4.71E-02	2.56E-10	1.0E+06	2.6E-04
41	0.99206	6.30E-05	6.2E-05	6.05E-04	3.78E-08	0.08	4.71E-02	1.47E-10	1.0E+06	1.5E-04
42	1.20372	6.30E-05	7.6E-05	6.05E-04	4.59E-08	0.08	4.71E-02	1.78E-10	1.0E+06	1.8E-04
43	1.45908	6.30E-05	9.2E-05	6.05E-04	5.56E-08	0.08	4.71E-02	2.16E-10	1.0E+06	2.2E-04
44	1.76809	6.30E-05	1.1E-04	6.05E-04	6.74E-08	0.08	4.71E-02	2.61E-10	1.0E+06	2.6E-04
45	2.12964	6.30E-05	1.3E-04	6.05E-04	8.12E-08	0.08	4.71E-02	3.15E-10	1.0E+06	3.1E-04
46	3.36266	6.30E-05	2.1E-04	6.05E-04	1.28E-07	0.08	4.71E-02	4.97E-10	1.0E+06	5.0E-04
47	3.05369	6.30E-05	1.9E-04	6.05E-04	1.16E-07	0.08	4.71E-02	4.51E-10	1.0E+06	4.5E-04
48	1.18075	6.30E-05	7.4E-05	6.05E-04	4.50E-08	0.08	4.71E-02	1.74E-10	1.0E+06	1.7E-04
49	1.45355	6.30E-05	9.2E-05	6.05E-04	5.54E-08	0.08	4.71E-02	2.15E-10	1.0E+06	2.1E-04
50	1.78831	6.30E-05	1.1E-04	6.05E-04	6.82E-08	0.08	4.71E-02	2.64E-10	1.0E+06	2.6E-04
51	2.17954	6.30E-05	1.4E-04	6.05E-04	8.31E-08	0.08	4.71E-02	3.22E-10	1.0E+06	3.2E-04
52	3.74906	6.30E-05	2.4E-04	6.05E-04	1.43E-07	0.08	4.71E-02	5.54E-10	1.0E+06	5.5E-04
53	3.40173	6.30E-05	2.1E-04	6.05E-04	1.30E-07	0.08	4.71E-02	5.02E-10	1.0E+06	5.0E-04
54	2.96982	6.30E-05	1.9E-04	6.05E-04	1.13E-07	0.08	4.71E-02	4.39E-10	1.0E+06	4.4E-04
55	1.42147	6.30E-05	9.0E-05	6.05E-04	5.42E-08	0.08	4.71E-02	2.10E-10	1.0E+06	2.1E-04
56	1.77896	6.30E-05	1.1E-04	6.05E-04	6.78E-08	0.08	4.71E-02	2.63E-10	1.0E+06	2.6E-04
57	2.20854	6.30E-05	1.4E-04	6.05E-04	8.42E-08	0.08	4.71E-02	3.26E-10	1.0E+06	3.3E-04
58	2.68441	6.30E-05	1.7E-04	6.05E-04	1.02E-07	0.08	4.71E-02	3.96E-10	1.0E+06	4.0E-04
59	4.21097	6.30E-05	2.7E-04	6.05E-04	1.61E-07	0.08	4.71E-02	6.22E-10	1.0E+06	6.2E-04
60	3.81269	6.30E-05	2.4E-04	6.05E-04	1.45E-07	0.08	4.71E-02	5.63E-10	1.0E+06	5.6E-04
61	3.31376	6.30E-05	2.1E-04	6.05E-04	1.26E-07	0.08	4.71E-02	4.89E-10	1.0E+06	4.9E-04
62	4.76974	6.30E-05	3.0E-04	6.05E-04	1.82E-07	0.08	4.71E-02	7.04E-10	1.0E+06	7.0E-04

Ventura Ranch

P3 (off) - Architectural Coating

					Cancer Risk from 2 to 16 years					
Receptor #	Conc	g/sec	Cair	Dose Constant	Dose	ED	Risk Constant	Risk	Constant 2	Risk/ Million
63	4.31051	6.30E-05	2.7E-04	6.05E-04	1.64E-07	0.08	4.71E-02	6.37E-10	1.0E+06	6.4E-04
64	3.73028	6.30E-05	2.4E-04	6.05E-04	1.42E-07	0.08	4.71E-02	5.51E-10	1.0E+06	5.5E-04
65	4.91952	6.30E-05	3.1E-04	6.05E-04	1.88E-07	0.08	4.71E-02	7.27E-10	1.0E+06	7.3E-04
66	1.04762	6.30E-05	6.6E-05	6.05E-04	3.99E-08	0.08	4.71E-02	1.55E-10	1.0E+06	1.5E-04
67	1.32915	6.30E-05	8.4E-05	6.05E-04	5.07E-08	0.08	4.71E-02	1.96E-10	1.0E+06	2.0E-04
68	0.47291	6.30E-05	3.0E-05	6.05E-04	1.80E-08	0.08	4.71E-02	6.98E-11	1.0E+06	7.0E-05
69	0.32784	6.30E-05	2.1E-05	6.05E-04	1.25E-08	0.08	4.71E-02	4.84E-11	1.0E+06	4.8E-05
70	0.2523	6.30E-05	1.6E-05	6.05E-04	9.62E-09	0.08	4.71E-02	3.73E-11	1.0E+06	3.7E-05
71	0.20992	6.30E-05	1.3E-05	6.05E-04	8.00E-09	0.08	4.71E-02	3.10E-11	1.0E+06	3.1E-05
72	1.021	6.30E-05	6.4E-05	6.05E-04	3.89E-08	0.08	4.71E-02	1.51E-10	1.0E+06	1.5E-04
73	1.28744	6.30E-05	8.1E-05	6.05E-04	4.91E-08	0.08	4.71E-02	1.90E-10	1.0E+06	1.9E-04
74	0.81604	6.30E-05	5.1E-05	6.05E-04	3.11E-08	0.08	4.71E-02	1.21E-10	1.0E+06	1.2E-04
75	0.49957	6.30E-05	3.1E-05	6.05E-04	1.90E-08	0.08	4.71E-02	7.38E-11	1.0E+06	7.4E-05
76	0.35578	6.30E-05	2.2E-05	6.05E-04	1.36E-08	0.08	4.71E-02	5.25E-11	1.0E+06	5.3E-05
77	0.27846	6.30E-05	1.8E-05	6.05E-04	1.06E-08	0.08	4.71E-02	4.11E-11	1.0E+06	4.1E-05
78	0.24131	6.30E-05	1.5E-05	6.05E-04	9.20E-09	0.08	4.71E-02	3.56E-11	1.0E+06	3.6E-05
79	1.00014	6.30E-05	6.3E-05	6.05E-04	3.81E-08	0.08	4.71E-02	1.48E-10	1.0E+06	1.5E-04
80	1.24823	6.30E-05	7.9E-05	6.05E-04	4.76E-08	0.08	4.71E-02	1.84E-10	1.0E+06	1.8E-04
81	0.83024	6.30E-05	5.2E-05	6.05E-04	3.16E-08	0.08	4.71E-02	1.23E-10	1.0E+06	1.2E-04
82	0.53072	6.30E-05	3.3E-05	6.05E-04	2.02E-08	0.08	4.71E-02	7.84E-11	1.0E+06	7.8E-05
83	0.41587	6.30E-05	2.6E-05	6.05E-04	1.59E-08	0.08	4.71E-02	6.14E-11	1.0E+06	6.1E-05
84	0.35454	6.30E-05	2.2E-05	6.05E-04	1.35E-08	0.08	4.71E-02	5.24E-11	1.0E+06	5.2E-05
85	0.29396	6.30E-05	1.9E-05	6.05E-04	1.12E-08	0.08	4.71E-02	4.34E-11	1.0E+06	4.3E-05
86	0.99274	6.30E-05	6.3E-05	6.05E-04	3.78E-08	0.08	4.71E-02	1.47E-10	1.0E+06	1.5E-04
87	1.31614	6.30E-05	8.3E-05	6.05E-04	5.02E-08	0.08	4.71E-02	1.94E-10	1.0E+06	1.9E-04
88	0.62308	6.30E-05	3.9E-05	6.05E-04	2.38E-08	0.08	4.71E-02	9.20E-11	1.0E+06	9.2E-05
89	0.83584	6.30E-05	5.3E-05	6.05E-04	3.19E-08	0.08	4.71E-02	1.23E-10	1.0E+06	1.2E-04
90	0.67396	6.30E-05	4.2E-05	6.05E-04	2.57E-08	0.08	4.71E-02	9.95E-11	1.0E+06	1.0E-04
91	0.77073	6.30E-05	4.9E-05	6.05E-04	2.94E-08	0.08	4.71E-02	1.14E-10	1.0E+06	1.1E-04
92	0.88918	6.30E-05	5.6E-05	6.05E-04	3.39E-08	0.08	4.71E-02	1.31E-10	1.0E+06	1.3E-04
93	0.61567	6.30E-05	3.9E-05	6.05E-04	2.35E-08	0.08	4.71E-02	9.09E-11	1.0E+06	9.1E-05

Ventura Ranch

P3 (off) - Architectural Coating

		Cancer Risk from 2 to 16 years								
Receptor #	Conc	g/sec	Cair	Dose Constant	Dose	ED	Risk Constant	Risk	Constant 2	Risk/ Million
94	0.6956	6.30E-05	4.4E-05	6.05E-04	2.65E-08	0.08	4.71E-02	1.03E-10	1.0E+06	1.0E-04
95	0.79162	6.30E-05	5.0E-05	6.05E-04	3.02E-08	0.08	4.71E-02	1.17E-10	1.0E+06	1.2E-04
96	0.92728	6.30E-05	5.8E-05	6.05E-04	3.53E-08	0.08	4.71E-02	1.37E-10	1.0E+06	1.4E-04
97	1.1043	6.30E-05	7.0E-05	6.05E-04	4.21E-08	0.08	4.71E-02	1.63E-10	1.0E+06	1.6E-04
98	1.31542	6.30E-05	8.3E-05	6.05E-04	5.01E-08	0.08	4.71E-02	1.94E-10	1.0E+06	1.9E-04
99	0.54812	6.30E-05	3.5E-05	6.05E-04	2.09E-08	0.08	4.71E-02	8.10E-11	1.0E+06	8.1E-05
100	0.61035	6.30E-05	3.8E-05	6.05E-04	2.33E-08	0.08	4.71E-02	9.01E-11	1.0E+06	9.0E-05
101	0.685	6.30E-05	4.3E-05	6.05E-04	2.61E-08	0.08	4.71E-02	1.01E-10	1.0E+06	1.0E-04
102	0.78799	6.30E-05	5.0E-05	6.05E-04	3.00E-08	0.08	4.71E-02	1.16E-10	1.0E+06	1.2E-04
103	0.92101	6.30E-05	5.8E-05	6.05E-04	3.51E-08	0.08	4.71E-02	1.36E-10	1.0E+06	1.4E-04
104	1.09637	6.30E-05	6.9E-05	6.05E-04	4.18E-08	0.08	4.71E-02	1.62E-10	1.0E+06	1.6E-04
105	1.33704	6.30E-05	8.4E-05	6.05E-04	5.10E-08	0.08	4.71E-02	1.97E-10	1.0E+06	2.0E-04
106	1.68385	6.30E-05	1.1E-04	6.05E-04	6.42E-08	0.08	4.71E-02	2.49E-10	1.0E+06	2.5E-04
107	2.2317	6.30E-05	1.4E-04	6.05E-04	8.51E-08	0.08	4.71E-02	3.30E-10	1.0E+06	3.3E-04
108	3.25074	6.30E-05	2.0E-04	6.05E-04	1.24E-07	0.08	4.71E-02	4.80E-10	1.0E+06	4.8E-04
109	0.47573	6.30E-05	3.0E-05	6.05E-04	1.81E-08	0.08	4.71E-02	7.03E-11	1.0E+06	7.0E-05
110	0.52186	6.30E-05	3.3E-05	6.05E-04	1.99E-08	0.08	4.71E-02	7.71E-11	1.0E+06	7.7E-05
111	0.58019	6.30E-05	3.7E-05	6.05E-04	2.21E-08	0.08	4.71E-02	8.57E-11	1.0E+06	8.6E-05
112	0.6614	6.30E-05	4.2E-05	6.05E-04	2.52E-08	0.08	4.71E-02	9.77E-11	1.0E+06	9.8E-05
113	0.75125	6.30E-05	4.7E-05	6.05E-04	2.86E-08	0.08	4.71E-02	1.11E-10	1.0E+06	1.1E-04
114	0.86261	6.30E-05	5.4E-05	6.05E-04	3.29E-08	0.08	4.71E-02	1.27E-10	1.0E+06	1.3E-04
115	1.01484	6.30E-05	6.4E-05	6.05E-04	3.87E-08	0.08	4.71E-02	1.50E-10	1.0E+06	1.5E-04
116	1.21791	6.30E-05	7.7E-05	6.05E-04	4.64E-08	0.08	4.71E-02	1.80E-10	1.0E+06	1.8E-04
117	1.50516	6.30E-05	9.5E-05	6.05E-04	5.74E-08	0.08	4.71E-02	2.22E-10	1.0E+06	2.2E-04
118	1.95103	6.30E-05	1.2E-04	6.05E-04	7.44E-08	0.08	4.71E-02	2.88E-10	1.0E+06	2.9E-04
119	2.69708	6.30E-05	1.7E-04	6.05E-04	1.03E-07	0.08	4.71E-02	3.98E-10	1.0E+06	4.0E-04
120	4.37736	6.30E-05	2.8E-04	6.05E-04	1.67E-07	0.08	4.71E-02	6.47E-10	1.0E+06	6.5E-04
121	7.30617	6.30E-05	4.6E-04	6.05E-04	2.79E-07	0.08	4.71E-02	1.08E-09	1.0E+06	1.1E-03
122	10.71995	6.30E-05	6.8E-04	6.05E-04	4.09E-07	0.08	4.71E-02	1.58E-09	1.0E+06	1.6E-03
123	0.40575	6.30E-05	2.6E-05	6.05E-04	1.55E-08	0.08	4.71E-02	5.99E-11	1.0E+06	6.0E-05
124	0.43924	6.30E-05	2.8E-05	6.05E-04	1.67E-08	0.08	4.71E-02	6.49E-11	1.0E+06	6.5E-05

Ventura Ranch

P3 (off) - Architectural Coating

		Cancer Risk from 2 to 16 years								
Receptor #	Conc	g/sec	Cair	Dose Constant	Dose	ED	Risk Constant	Risk	Constant 2	Risk/ Million
125	0.48213	6.30E-05	3.0E-05	6.05E-04	1.84E-08	0.08	4.71E-02	7.12E-11	1.0E+06	7.1E-05
126	0.53994	6.30E-05	3.4E-05	6.05E-04	2.06E-08	0.08	4.71E-02	7.97E-11	1.0E+06	8.0E-05
127	0.59851	6.30E-05	3.8E-05	6.05E-04	2.28E-08	0.08	4.71E-02	8.84E-11	1.0E+06	8.8E-05
128	0.66965	6.30E-05	4.2E-05	6.05E-04	2.55E-08	0.08	4.71E-02	9.89E-11	1.0E+06	9.9E-05
129	0.76781	6.30E-05	4.8E-05	6.05E-04	2.93E-08	0.08	4.71E-02	1.13E-10	1.0E+06	1.1E-04
130	0.88344	6.30E-05	5.6E-05	6.05E-04	3.37E-08	0.08	4.71E-02	1.30E-10	1.0E+06	1.3E-04
131	1.03798	6.30E-05	6.5E-05	6.05E-04	3.96E-08	0.08	4.71E-02	1.53E-10	1.0E+06	1.5E-04
132	1.25505	6.30E-05	7.9E-05	6.05E-04	4.78E-08	0.08	4.71E-02	1.85E-10	1.0E+06	1.9E-04
133	1.60384	6.30E-05	1.0E-04	6.05E-04	6.11E-08	0.08	4.71E-02	2.37E-10	1.0E+06	2.4E-04
134	2.23984	6.30E-05	1.4E-04	6.05E-04	8.54E-08	0.08	4.71E-02	3.31E-10	1.0E+06	3.3E-04
135	3.19791	6.30E-05	2.0E-04	6.05E-04	1.22E-07	0.08	4.71E-02	4.72E-10	1.0E+06	4.7E-04
136	4.42459	6.30E-05	2.8E-04	6.05E-04	1.69E-07	0.08	4.71E-02	6.54E-10	1.0E+06	6.5E-04
137	5.75496	6.30E-05	3.6E-04	6.05E-04	2.19E-07	0.08	4.71E-02	8.50E-10	1.0E+06	8.5E-04
138	6.88742	6.30E-05	4.3E-04	6.05E-04	2.63E-07	0.08	4.71E-02	1.02E-09	1.0E+06	1.0E-03
139	0.3431	6.30E-05	2.2E-05	6.05E-04	1.31E-08	0.08	4.71E-02	5.07E-11	1.0E+06	5.1E-05
140	0.3669	6.30E-05	2.3E-05	6.05E-04	1.40E-08	0.08	4.71E-02	5.42E-11	1.0E+06	5.4E-05
141	0.39702	6.30E-05	2.5E-05	6.05E-04	1.51E-08	0.08	4.71E-02	5.86E-11	1.0E+06	5.9E-05
142	0.43663	6.30E-05	2.8E-05	6.05E-04	1.66E-08	0.08	4.71E-02	6.45E-11	1.0E+06	6.4E-05
143	0.47453	6.30E-05	3.0E-05	6.05E-04	1.81E-08	0.08	4.71E-02	7.01E-11	1.0E+06	7.0E-05
144	0.52119	6.30E-05	3.3E-05	6.05E-04	1.99E-08	0.08	4.71E-02	7.70E-11	1.0E+06	7.7E-05
145	0.58257	6.30E-05	3.7E-05	6.05E-04	2.22E-08	0.08	4.71E-02	8.60E-11	1.0E+06	8.6E-05
146	0.65415	6.30E-05	4.1E-05	6.05E-04	2.49E-08	0.08	4.71E-02	9.66E-11	1.0E+06	9.7E-05
147	0.75136	6.30E-05	4.7E-05	6.05E-04	2.86E-08	0.08	4.71E-02	1.11E-10	1.0E+06	1.1E-04
148	0.86541	6.30E-05	5.5E-05	6.05E-04	3.30E-08	0.08	4.71E-02	1.28E-10	1.0E+06	1.3E-04
149	1.05813	6.30E-05	6.7E-05	6.05E-04	4.03E-08	0.08	4.71E-02	1.56E-10	1.0E+06	1.6E-04
150	1.38138	6.30E-05	8.7E-05	6.05E-04	5.27E-08	0.08	4.71E-02	2.04E-10	1.0E+06	2.0E-04
151	1.79867	6.30E-05	1.1E-04	6.05E-04	6.86E-08	0.08	4.71E-02	2.66E-10	1.0E+06	2.7E-04
152	2.28098	6.30E-05	1.4E-04	6.05E-04	8.69E-08	0.08	4.71E-02	3.37E-10	1.0E+06	3.4E-04
153	3.00026	6.30E-05	1.9E-04	6.05E-04	1.14E-07	0.08	4.71E-02	4.43E-10	1.0E+06	4.4E-04
154	3.59701	6.30E-05	2.3E-04	6.05E-04	1.37E-07	0.08	4.71E-02	5.31E-10	1.0E+06	5.3E-04
155	0.28923	6.30E-05	1.8E-05	6.05E-04	1.10E-08	0.08	4.71E-02	4.27E-11	1.0E+06	4.3E-05

Ventura Ranch

P3 (off) - Architectural Coating

						Cancer Risk from 2 to 16 years				
Receptor #	Conc	g/sec	Cair	Dose Constant	Dose	ED	Risk Constant	Risk	Constant 2	Risk/ Million
156	0.30602	6.30E-05	1.9E-05	6.05E-04	1.17E-08	0.08	4.71E-02	4.52E-11	1.0E+06	4.5E-05
157	0.32704	6.30E-05	2.1E-05	6.05E-04	1.25E-08	0.08	4.71E-02	4.83E-11	1.0E+06	4.8E-05
158	0.35406	6.30E-05	2.2E-05	6.05E-04	1.35E-08	0.08	4.71E-02	5.23E-11	1.0E+06	5.2E-05
159	0.37966	6.30E-05	2.4E-05	6.05E-04	1.45E-08	0.08	4.71E-02	5.61E-11	1.0E+06	5.6E-05
160	0.41144	6.30E-05	2.6E-05	6.05E-04	1.57E-08	0.08	4.71E-02	6.08E-11	1.0E+06	6.1E-05
161	0.45242	6.30E-05	2.9E-05	6.05E-04	1.72E-08	0.08	4.71E-02	6.68E-11	1.0E+06	6.7E-05
162	0.50021	6.30E-05	3.2E-05	6.05E-04	1.91E-08	0.08	4.71E-02	7.39E-11	1.0E+06	7.4E-05
163	0.5676	6.30E-05	3.6E-05	6.05E-04	2.16E-08	0.08	4.71E-02	8.38E-11	1.0E+06	8.4E-05
164	0.64685	6.30E-05	4.1E-05	6.05E-04	2.47E-08	0.08	4.71E-02	9.55E-11	1.0E+06	9.6E-05
165	0.77036	6.30E-05	4.9E-05	6.05E-04	2.94E-08	0.08	4.71E-02	1.14E-10	1.0E+06	1.1E-04
166	0.96211	6.30E-05	6.1E-05	6.05E-04	3.67E-08	0.08	4.71E-02	1.42E-10	1.0E+06	1.4E-04
167	1.1802	6.30E-05	7.4E-05	6.05E-04	4.50E-08	0.08	4.71E-02	1.74E-10	1.0E+06	1.7E-04
168	1.42559	6.30E-05	9.0E-05	6.05E-04	5.43E-08	0.08	4.71E-02	2.11E-10	1.0E+06	2.1E-04
169	1.79088	6.30E-05	1.1E-04	6.05E-04	6.83E-08	0.08	4.71E-02	2.65E-10	1.0E+06	2.6E-04
170	2.10742	6.30E-05	1.3E-04	6.05E-04	8.03E-08	0.08	4.71E-02	3.11E-10	1.0E+06	3.1E-04
171	0.24424	6.30E-05	1.5E-05	6.05E-04	9.31E-09	0.08	4.71E-02	3.61E-11	1.0E+06	3.6E-05
172	0.25607	6.30E-05	1.6E-05	6.05E-04	9.76E-09	0.08	4.71E-02	3.78E-11	1.0E+06	3.8E-05
173	0.27086	6.30E-05	1.7E-05	6.05E-04	1.03E-08	0.08	4.71E-02	4.00E-11	1.0E+06	4.0E-05
174	0.28984	6.30E-05	1.8E-05	6.05E-04	1.10E-08	0.08	4.71E-02	4.28E-11	1.0E+06	4.3E-05
175	0.30846	6.30E-05	1.9E-05	6.05E-04	1.18E-08	0.08	4.71E-02	4.56E-11	1.0E+06	4.6E-05
176	0.33184	6.30E-05	2.1E-05	6.05E-04	1.26E-08	0.08	4.71E-02	4.90E-11	1.0E+06	4.9E-05
177	0.35984	6.30E-05	2.3E-05	6.05E-04	1.37E-08	0.08	4.71E-02	5.31E-11	1.0E+06	5.3E-05
178	0.39646	6.30E-05	2.5E-05	6.05E-04	1.51E-08	0.08	4.71E-02	5.86E-11	1.0E+06	5.9E-05
179	0.44792	6.30E-05	2.8E-05	6.05E-04	1.71E-08	0.08	4.71E-02	6.62E-11	1.0E+06	6.6E-05
180	0.50689	6.30E-05	3.2E-05	6.05E-04	1.93E-08	0.08	4.71E-02	7.49E-11	1.0E+06	7.5E-05
181	0.58354	6.30E-05	3.7E-05	6.05E-04	2.22E-08	0.08	4.71E-02	8.62E-11	1.0E+06	8.6E-05
182	0.71277	6.30E-05	4.5E-05	6.05E-04	2.72E-08	0.08	4.71E-02	1.05E-10	1.0E+06	1.1E-04
183	0.85218	6.30E-05	5.4E-05	6.05E-04	3.25E-08	0.08	4.71E-02	1.26E-10	1.0E+06	1.3E-04
184	0.98665	6.30E-05	6.2E-05	6.05E-04	3.76E-08	0.08	4.71E-02	1.46E-10	1.0E+06	1.5E-04
185	1.19086	6.30E-05	7.5E-05	6.05E-04	4.54E-08	0.08	4.71E-02	1.76E-10	1.0E+06	1.8E-04
186	1.36482	6.30E-05	8.6E-05	6.05E-04	5.20E-08	0.08	4.71E-02	2.02E-10	1.0E+06	2.0E-04

Ventura Ranch

P3 (off) - Architectural Coating

		Cancer Risk from 2 to 16 years								
Receptor #	Conc	g/sec	Cair	Dose Constant	Dose	ED	Risk Constant	Risk	Constant 2	Risk/ Million
187	0.20712	6.30E-05	1.3E-05	6.05E-04	7.90E-09	0.08	4.71E-02	3.06E-11	1.0E+06	3.1E-05
188	0.21576	6.30E-05	1.4E-05	6.05E-04	8.22E-09	0.08	4.71E-02	3.19E-11	1.0E+06	3.2E-05
189	0.22666	6.30E-05	1.4E-05	6.05E-04	8.64E-09	0.08	4.71E-02	3.35E-11	1.0E+06	3.3E-05
190	0.24071	6.30E-05	1.5E-05	6.05E-04	9.18E-09	0.08	4.71E-02	3.56E-11	1.0E+06	3.6E-05
191	0.25537	6.30E-05	1.6E-05	6.05E-04	9.73E-09	0.08	4.71E-02	3.77E-11	1.0E+06	3.8E-05
192	0.27422	6.30E-05	1.7E-05	6.05E-04	1.05E-08	0.08	4.71E-02	4.05E-11	1.0E+06	4.1E-05
193	0.29462	6.30E-05	1.9E-05	6.05E-04	1.12E-08	0.08	4.71E-02	4.35E-11	1.0E+06	4.4E-05
194	0.32479	6.30E-05	2.0E-05	6.05E-04	1.24E-08	0.08	4.71E-02	4.80E-11	1.0E+06	4.8E-05
195	0.36638	6.30E-05	2.3E-05	6.05E-04	1.40E-08	0.08	4.71E-02	5.41E-11	1.0E+06	5.4E-05
196	0.4125	6.30E-05	2.6E-05	6.05E-04	1.57E-08	0.08	4.71E-02	6.09E-11	1.0E+06	6.1E-05
197	0.46988	6.30E-05	3.0E-05	6.05E-04	1.79E-08	0.08	4.71E-02	6.94E-11	1.0E+06	6.9E-05
198	0.56058	6.30E-05	3.5E-05	6.05E-04	2.14E-08	0.08	4.71E-02	8.28E-11	1.0E+06	8.3E-05
199	0.65254	6.30E-05	4.1E-05	6.05E-04	2.49E-08	0.08	4.71E-02	9.64E-11	1.0E+06	9.6E-05
200	0.72412	6.30E-05	4.6E-05	6.05E-04	2.76E-08	0.08	4.71E-02	1.07E-10	1.0E+06	1.1E-04
201	0.85192	6.30E-05	5.4E-05	6.05E-04	3.25E-08	0.08	4.71E-02	1.26E-10	1.0E+06	1.3E-04
202	0.95779	6.30E-05	6.0E-05	6.05E-04	3.65E-08	0.08	4.71E-02	1.41E-10	1.0E+06	1.4E-04
203	0.1768	6.30E-05	1.1E-05	6.05E-04	6.74E-09	0.08	4.71E-02	2.61E-11	1.0E+06	2.6E-05
204	0.18349	6.30E-05	1.2E-05	6.05E-04	6.99E-09	0.08	4.71E-02	2.71E-11	1.0E+06	2.7E-05
205	0.19203	6.30E-05	1.2E-05	6.05E-04	7.32E-09	0.08	4.71E-02	2.84E-11	1.0E+06	2.8E-05
206	0.20323	6.30E-05	1.3E-05	6.05E-04	7.75E-09	0.08	4.71E-02	3.00E-11	1.0E+06	3.0E-05
207	0.2158	6.30E-05	1.4E-05	6.05E-04	8.23E-09	0.08	4.71E-02	3.19E-11	1.0E+06	3.2E-05
208	0.23216	6.30E-05	1.5E-05	6.05E-04	8.85E-09	0.08	4.71E-02	3.43E-11	1.0E+06	3.4E-05
209	0.24833	6.30E-05	1.6E-05	6.05E-04	9.47E-09	0.08	4.71E-02	3.67E-11	1.0E+06	3.7E-05
210	0.27351	6.30E-05	1.7E-05	6.05E-04	1.04E-08	0.08	4.71E-02	4.04E-11	1.0E+06	4.0E-05
211	0.3074	6.30E-05	1.9E-05	6.05E-04	1.17E-08	0.08	4.71E-02	4.54E-11	1.0E+06	4.5E-05
212	0.34193	6.30E-05	2.2E-05	6.05E-04	1.30E-08	0.08	4.71E-02	5.05E-11	1.0E+06	5.1E-05
213	0.39175	6.30E-05	2.5E-05	6.05E-04	1.49E-08	0.08	4.71E-02	5.79E-11	1.0E+06	5.8E-05
214	0.45808	6.30E-05	2.9E-05	6.05E-04	1.75E-08	0.08	4.71E-02	6.77E-11	1.0E+06	6.8E-05
215	0.51972	6.30E-05	3.3E-05	6.05E-04	1.98E-08	0.08	4.71E-02	7.68E-11	1.0E+06	7.7E-05
216	0.55608	6.30E-05	3.5E-05	6.05E-04	2.12E-08	0.08	4.71E-02	8.21E-11	1.0E+06	8.2E-05
217	0.64005	6.30E-05	4.0E-05	6.05E-04	2.44E-08	0.08	4.71E-02	9.45E-11	1.0E+06	9.5E-05

Ventura Ranch

P3 (off) - Architectural Coating

							Cancer Risk from 2 to 16 years			
Receptor #	Conc	g/sec	Cair	Dose Constant	Dose	ED	Risk Constant	Risk	Constant 2	Risk/ Million
218	0.71443	6.30E-05	4.5E-05	6.05E-04	2.72E-08	0.08	4.71E-02	1.06E-10	1.0E+06	1.1E-04
219	0.15237	6.30E-05	9.6E-06	6.05E-04	5.81E-09	0.08	4.71E-02	2.25E-11	1.0E+06	2.3E-05
220	0.15794	6.30E-05	1.0E-05	6.05E-04	6.02E-09	0.08	4.71E-02	2.33E-11	1.0E+06	2.3E-05
221	0.16521	6.30E-05	1.0E-05	6.05E-04	6.30E-09	0.08	4.71E-02	2.44E-11	1.0E+06	2.4E-05
222	0.17476	6.30E-05	1.1E-05	6.05E-04	6.66E-09	0.08	4.71E-02	2.58E-11	1.0E+06	2.6E-05
223	0.18608	6.30E-05	1.2E-05	6.05E-04	7.09E-09	0.08	4.71E-02	2.75E-11	1.0E+06	2.7E-05
224	0.20041	6.30E-05	1.3E-05	6.05E-04	7.64E-09	0.08	4.71E-02	2.96E-11	1.0E+06	3.0E-05
225	0.21491	6.30E-05	1.4E-05	6.05E-04	8.19E-09	0.08	4.71E-02	3.17E-11	1.0E+06	3.2E-05
226	0.23563	6.30E-05	1.5E-05	6.05E-04	8.98E-09	0.08	4.71E-02	3.48E-11	1.0E+06	3.5E-05
227	0.26054	6.30E-05	1.6E-05	6.05E-04	9.93E-09	0.08	4.71E-02	3.85E-11	1.0E+06	3.8E-05
228	0.29312	6.30E-05	1.8E-05	6.05E-04	1.12E-08	0.08	4.71E-02	4.33E-11	1.0E+06	4.3E-05
229	0.33455	6.30E-05	2.1E-05	6.05E-04	1.28E-08	0.08	4.71E-02	4.94E-11	1.0E+06	4.9E-05
230	0.38321	6.30E-05	2.4E-05	6.05E-04	1.46E-08	0.08	4.71E-02	5.66E-11	1.0E+06	5.7E-05
231	0.41447	6.30E-05	2.6E-05	6.05E-04	1.58E-08	0.08	4.71E-02	6.12E-11	1.0E+06	6.1E-05
232	0.44109	6.30E-05	2.8E-05	6.05E-04	1.68E-08	0.08	4.71E-02	6.51E-11	1.0E+06	6.5E-05
233	0.50009	6.30E-05	3.2E-05	6.05E-04	1.91E-08	0.08	4.71E-02	7.39E-11	1.0E+06	7.4E-05
234	0.54996	6.30E-05	3.5E-05	6.05E-04	2.10E-08	0.08	4.71E-02	8.12E-11	1.0E+06	8.1E-05
235	0.13285	6.30E-05	8.4E-06	6.05E-04	5.06E-09	0.08	4.71E-02	1.96E-11	1.0E+06	2.0E-05
236	0.13784	6.30E-05	8.7E-06	6.05E-04	5.25E-09	0.08	4.71E-02	2.04E-11	1.0E+06	2.0E-05
237	0.14442	6.30E-05	9.1E-06	6.05E-04	5.51E-09	0.08	4.71E-02	2.13E-11	1.0E+06	2.1E-05
238	0.15296	6.30E-05	9.6E-06	6.05E-04	5.83E-09	0.08	4.71E-02	2.26E-11	1.0E+06	2.3E-05
239	0.16232	6.30E-05	1.0E-05	6.05E-04	6.19E-09	0.08	4.71E-02	2.40E-11	1.0E+06	2.4E-05
240	0.17563	6.30E-05	1.1E-05	6.05E-04	6.69E-09	0.08	4.71E-02	2.59E-11	1.0E+06	2.6E-05
241	0.19019	6.30E-05	1.2E-05	6.05E-04	7.25E-09	0.08	4.71E-02	2.81E-11	1.0E+06	2.8E-05
242	0.2024	6.30E-05	1.3E-05	6.05E-04	7.72E-09	0.08	4.71E-02	2.99E-11	1.0E+06	3.0E-05
243	0.22827	6.30E-05	1.4E-05	6.05E-04	8.70E-09	0.08	4.71E-02	3.37E-11	1.0E+06	3.4E-05
244	0.25583	6.30E-05	1.6E-05	6.05E-04	9.75E-09	0.08	4.71E-02	3.78E-11	1.0E+06	3.8E-05
245	0.28958	6.30E-05	1.8E-05	6.05E-04	1.10E-08	0.08	4.71E-02	4.28E-11	1.0E+06	4.3E-05
246	0.32599	6.30E-05	2.1E-05	6.05E-04	1.24E-08	0.08	4.71E-02	4.81E-11	1.0E+06	4.8E-05
247	0.33067	6.30E-05	2.1E-05	6.05E-04	1.26E-08	0.08	4.71E-02	4.88E-11	1.0E+06	4.9E-05
248	0.36199	6.30E-05	2.3E-05	6.05E-04	1.38E-08	0.08	4.71E-02	5.35E-11	1.0E+06	5.3E-05

Ventura Ranch

P3 (off) - Architectural Coating

		Cancer Risk from 2 to 16 years								
Receptor #	Conc	g/sec	Cair	Dose Constant	Dose	ED	Risk Constant	Risk	Constant 2	Risk/ Million
249	0.40079	6.30E-05	2.5E-05	6.05E-04	1.53E-08	0.08	4.71E-02	5.92E-11	1.0E+06	5.9E-05
250	0.43536	6.30E-05	2.7E-05	6.05E-04	1.66E-08	0.08	4.71E-02	6.43E-11	1.0E+06	6.4E-05
251	0.11723	6.30E-05	7.4E-06	6.05E-04	4.47E-09	0.08	4.71E-02	1.73E-11	1.0E+06	1.7E-05
252	0.12201	6.30E-05	7.7E-06	6.05E-04	4.65E-09	0.08	4.71E-02	1.80E-11	1.0E+06	1.8E-05
253	0.12816	6.30E-05	8.1E-06	6.05E-04	4.89E-09	0.08	4.71E-02	1.89E-11	1.0E+06	1.9E-05
254	0.13612	6.30E-05	8.6E-06	6.05E-04	5.19E-09	0.08	4.71E-02	2.01E-11	1.0E+06	2.0E-05
255	0.14411	6.30E-05	9.1E-06	6.05E-04	5.49E-09	0.08	4.71E-02	2.13E-11	1.0E+06	2.1E-05
256	0.15669	6.30E-05	9.9E-06	6.05E-04	5.97E-09	0.08	4.71E-02	2.31E-11	1.0E+06	2.3E-05
257	0.17059	6.30E-05	1.1E-05	6.05E-04	6.50E-09	0.08	4.71E-02	2.52E-11	1.0E+06	2.5E-05
258	0.18092	6.30E-05	1.1E-05	6.05E-04	6.90E-09	0.08	4.71E-02	2.67E-11	1.0E+06	2.7E-05
259	0.20216	6.30E-05	1.3E-05	6.05E-04	7.71E-09	0.08	4.71E-02	2.99E-11	1.0E+06	3.0E-05
260	0.22513	6.30E-05	1.4E-05	6.05E-04	8.58E-09	0.08	4.71E-02	3.33E-11	1.0E+06	3.3E-05
261	0.2516	6.30E-05	1.6E-05	6.05E-04	9.59E-09	0.08	4.71E-02	3.72E-11	1.0E+06	3.7E-05
262	0.28014	6.30E-05	1.8E-05	6.05E-04	1.07E-08	0.08	4.71E-02	4.14E-11	1.0E+06	4.1E-05
263	0.27757	6.30E-05	1.7E-05	6.05E-04	1.06E-08	0.08	4.71E-02	4.10E-11	1.0E+06	4.1E-05
264	0.30672	6.30E-05	1.9E-05	6.05E-04	1.17E-08	0.08	4.71E-02	4.53E-11	1.0E+06	4.5E-05
265	0.32335	6.30E-05	2.0E-05	6.05E-04	1.23E-08	0.08	4.71E-02	4.78E-11	1.0E+06	4.8E-05
266	0.34483	6.30E-05	2.2E-05	6.05E-04	1.31E-08	0.08	4.71E-02	5.09E-11	1.0E+06	5.1E-05
267	0.10465	6.30E-05	6.6E-06	6.05E-04	3.99E-09	0.08	4.71E-02	1.55E-11	1.0E+06	1.5E-05
268	0.10947	6.30E-05	6.9E-06	6.05E-04	4.17E-09	0.08	4.71E-02	1.62E-11	1.0E+06	1.6E-05
269	0.11532	6.30E-05	7.3E-06	6.05E-04	4.40E-09	0.08	4.71E-02	1.70E-11	1.0E+06	1.7E-05
270	0.12284	6.30E-05	7.7E-06	6.05E-04	4.68E-09	0.08	4.71E-02	1.81E-11	1.0E+06	1.8E-05
271	0.1301	6.30E-05	8.2E-06	6.05E-04	4.96E-09	0.08	4.71E-02	1.92E-11	1.0E+06	1.9E-05
272	0.14143	6.30E-05	8.9E-06	6.05E-04	5.39E-09	0.08	4.71E-02	2.09E-11	1.0E+06	2.1E-05
273	0.1542	6.30E-05	9.7E-06	6.05E-04	5.88E-09	0.08	4.71E-02	2.28E-11	1.0E+06	2.3E-05
274	0.16534	6.30E-05	1.0E-05	6.05E-04	6.30E-09	0.08	4.71E-02	2.44E-11	1.0E+06	2.4E-05
275	0.18051	6.30E-05	1.1E-05	6.05E-04	6.88E-09	0.08	4.71E-02	2.67E-11	1.0E+06	2.7E-05
276	0.20043	6.30E-05	1.3E-05	6.05E-04	7.64E-09	0.08	4.71E-02	2.96E-11	1.0E+06	3.0E-05
277	0.21731	6.30E-05	1.4E-05	6.05E-04	8.28E-09	0.08	4.71E-02	3.21E-11	1.0E+06	3.2E-05
278	0.23159	6.30E-05	1.5E-05	6.05E-04	8.83E-09	0.08	4.71E-02	3.42E-11	1.0E+06	3.4E-05
279	0.24564	6.30E-05	1.5E-05	6.05E-04	9.36E-09	0.08	4.71E-02	3.63E-11	1.0E+06	3.6E-05

Ventura Ranch

P3 (off) - Architectural Coating

							Cancer Risk from 2 to 16 years			
Receptor #	Conc	g/sec	Cair	Dose Constant	Dose	ED	Risk Constant	Risk	Constant 2	Risk/ Million
280	0.26656	6.30E-05	1.7E-05	6.05E-04	1.02E-08	0.08	4.71E-02	3.94E-11	1.0E+06	3.9E-05
281	0.27717	6.30E-05	1.7E-05	6.05E-04	1.06E-08	0.08	4.71E-02	4.09E-11	1.0E+06	4.1E-05
282	0.29615	6.30E-05	1.9E-05	6.05E-04	1.13E-08	0.08	4.71E-02	4.37E-11	1.0E+06	4.4E-05
283	0.09441	6.30E-05	5.9E-06	6.05E-04	3.60E-09	0.08	4.71E-02	1.39E-11	1.0E+06	1.4E-05
284	0.09938	6.30E-05	6.3E-06	6.05E-04	3.79E-09	0.08	4.71E-02	1.47E-11	1.0E+06	1.5E-05
285	0.10501	6.30E-05	6.6E-06	6.05E-04	4.00E-09	0.08	4.71E-02	1.55E-11	1.0E+06	1.6E-05
286	0.11219	6.30E-05	7.1E-06	6.05E-04	4.28E-09	0.08	4.71E-02	1.66E-11	1.0E+06	1.7E-05
287	0.11951	6.30E-05	7.5E-06	6.05E-04	4.56E-09	0.08	4.71E-02	1.77E-11	1.0E+06	1.8E-05
288	0.12891	6.30E-05	8.1E-06	6.05E-04	4.91E-09	0.08	4.71E-02	1.90E-11	1.0E+06	1.9E-05
289	0.14076	6.30E-05	8.9E-06	6.05E-04	5.37E-09	0.08	4.71E-02	2.08E-11	1.0E+06	2.1E-05
290	0.15248	6.30E-05	9.6E-06	6.05E-04	5.81E-09	0.08	4.71E-02	2.25E-11	1.0E+06	2.3E-05
291	0.16347	6.30E-05	1.0E-05	6.05E-04	6.23E-09	0.08	4.71E-02	2.41E-11	1.0E+06	2.4E-05
292	0.1798	6.30E-05	1.1E-05	6.05E-04	6.85E-09	0.08	4.71E-02	2.66E-11	1.0E+06	2.7E-05
293	0.19358	6.30E-05	1.2E-05	6.05E-04	7.38E-09	0.08	4.71E-02	2.86E-11	1.0E+06	2.9E-05
294	0.20679	6.30E-05	1.3E-05	6.05E-04	7.88E-09	0.08	4.71E-02	3.05E-11	1.0E+06	3.1E-05
295	0.21972	6.30E-05	1.4E-05	6.05E-04	8.38E-09	0.08	4.71E-02	3.25E-11	1.0E+06	3.2E-05
296	0.23415	6.30E-05	1.5E-05	6.05E-04	8.93E-09	0.08	4.71E-02	3.46E-11	1.0E+06	3.5E-05
297	0.24401	6.30E-05	1.5E-05	6.05E-04	9.30E-09	0.08	4.71E-02	3.60E-11	1.0E+06	3.6E-05
298	0.25569	6.30E-05	1.6E-05	6.05E-04	9.75E-09	0.08	4.71E-02	3.78E-11	1.0E+06	3.8E-05
299	0.09114	6.30E-05	5.7E-06	6.05E-04	3.47E-09	0.08	4.71E-02	1.35E-11	1.0E+06	1.3E-05
300	0.09664	6.30E-05	6.1E-06	6.05E-04	3.68E-09	0.08	4.71E-02	1.43E-11	1.0E+06	1.4E-05
301	0.10342	6.30E-05	6.5E-06	6.05E-04	3.94E-09	0.08	4.71E-02	1.53E-11	1.0E+06	1.5E-05
302	0.11171	6.30E-05	7.0E-06	6.05E-04	4.26E-09	0.08	4.71E-02	1.65E-11	1.0E+06	1.6E-05
303	0.12003	6.30E-05	7.6E-06	6.05E-04	4.58E-09	0.08	4.71E-02	1.77E-11	1.0E+06	1.8E-05
304	0.12928	6.30E-05	8.1E-06	6.05E-04	4.93E-09	0.08	4.71E-02	1.91E-11	1.0E+06	1.9E-05
305	0.13971	6.30E-05	8.8E-06	6.05E-04	5.33E-09	0.08	4.71E-02	2.06E-11	1.0E+06	2.1E-05
306	0.15056	6.30E-05	9.5E-06	6.05E-04	5.74E-09	0.08	4.71E-02	2.22E-11	1.0E+06	2.2E-05
307	0.16281	6.30E-05	1.0E-05	6.05E-04	6.21E-09	0.08	4.71E-02	2.40E-11	1.0E+06	2.4E-05
308	0.17482	6.30E-05	1.1E-05	6.05E-04	6.66E-09	0.08	4.71E-02	2.58E-11	1.0E+06	2.6E-05

Ventura Ranch

P3 (off) - Architectural Coating

						Cancer Risk from 2 to 16 years				
Receptor #	Conc	g/sec	Cair	Dose Constant	Dose	ED	Risk Constant	Risk	Constant 2	Risk/ Million
309	0.18399	6.30E-05	1.2E-05	6.05E-04	7.01E-09	0.08	4.71E-02	2.72E-11	1.0E+06	2.7E-05
310	0.19503	6.30E-05	1.2E-05	6.05E-04	7.43E-09	0.08	4.71E-02	2.88E-11	1.0E+06	2.9E-05
311	0.20938	6.30E-05	1.3E-05	6.05E-04	7.98E-09	0.08	4.71E-02	3.09E-11	1.0E+06	3.1E-05
312	0.22226	6.30E-05	1.4E-05	6.05E-04	8.47E-09	0.08	4.71E-02	3.28E-11	1.0E+06	3.3E-05
313	0.22154	6.30E-05	1.4E-05	6.05E-04	8.44E-09	0.08	4.71E-02	3.27E-11	1.0E+06	3.3E-05
314	0.08413	6.30E-05	5.3E-06	6.05E-04	3.21E-09	0.08	4.71E-02	1.24E-11	1.0E+06	1.2E-05
315	0.08972	6.30E-05	5.7E-06	6.05E-04	3.42E-09	0.08	4.71E-02	1.33E-11	1.0E+06	1.3E-05
316	0.09613	6.30E-05	6.1E-06	6.05E-04	3.66E-09	0.08	4.71E-02	1.42E-11	1.0E+06	1.4E-05
317	0.10379	6.30E-05	6.5E-06	6.05E-04	3.96E-09	0.08	4.71E-02	1.53E-11	1.0E+06	1.5E-05
318	0.11011	6.30E-05	6.9E-06	6.05E-04	4.20E-09	0.08	4.71E-02	1.63E-11	1.0E+06	1.6E-05
319	0.1193	6.30E-05	7.5E-06	6.05E-04	4.55E-09	0.08	4.71E-02	1.76E-11	1.0E+06	1.8E-05
320	0.12941	6.30E-05	8.2E-06	6.05E-04	4.93E-09	0.08	4.71E-02	1.91E-11	1.0E+06	1.9E-05
321	0.13703	6.30E-05	8.6E-06	6.05E-04	5.22E-09	0.08	4.71E-02	2.02E-11	1.0E+06	2.0E-05
322	0.14823	6.30E-05	9.3E-06	6.05E-04	5.65E-09	0.08	4.71E-02	2.19E-11	1.0E+06	2.2E-05
323	0.15877	6.30E-05	1.0E-05	6.05E-04	6.05E-09	0.08	4.71E-02	2.35E-11	1.0E+06	2.3E-05
324	0.16686	6.30E-05	1.1E-05	6.05E-04	6.36E-09	0.08	4.71E-02	2.46E-11	1.0E+06	2.5E-05
325	0.17522	6.30E-05	1.1E-05	6.05E-04	6.68E-09	0.08	4.71E-02	2.59E-11	1.0E+06	2.6E-05
326	0.18791	6.30E-05	1.2E-05	6.05E-04	7.16E-09	0.08	4.71E-02	2.78E-11	1.0E+06	2.8E-05
327	0.19835	6.30E-05	1.2E-05	6.05E-04	7.56E-09	0.08	4.71E-02	2.93E-11	1.0E+06	2.9E-05
328	0.19382	6.30E-05	1.2E-05	6.05E-04	7.39E-09	0.08	4.71E-02	2.86E-11	1.0E+06	2.9E-05
329	0.07814	6.30E-05	4.9E-06	6.05E-04	2.98E-09	0.08	4.71E-02	1.15E-11	1.0E+06	1.2E-05
330	0.08389	6.30E-05	5.3E-06	6.05E-04	3.20E-09	0.08	4.71E-02	1.24E-11	1.0E+06	1.2E-05
331	0.08994	6.30E-05	5.7E-06	6.05E-04	3.43E-09	0.08	4.71E-02	1.33E-11	1.0E+06	1.3E-05
332	0.09698	6.30E-05	6.1E-06	6.05E-04	3.70E-09	0.08	4.71E-02	1.43E-11	1.0E+06	1.4E-05
333	0.10286	6.30E-05	6.5E-06	6.05E-04	3.92E-09	0.08	4.71E-02	1.52E-11	1.0E+06	1.5E-05
334	0.11087	6.30E-05	7.0E-06	6.05E-04	4.23E-09	0.08	4.71E-02	1.64E-11	1.0E+06	1.6E-05
335	0.11907	6.30E-05	7.5E-06	6.05E-04	4.54E-09	0.08	4.71E-02	1.76E-11	1.0E+06	1.8E-05
336	0.12718	6.30E-05	8.0E-06	6.05E-04	4.85E-09	0.08	4.71E-02	1.88E-11	1.0E+06	1.9E-05
337	0.13617	6.30E-05	8.6E-06	6.05E-04	5.19E-09	0.08	4.71E-02	2.01E-11	1.0E+06	2.0E-05
338	0.14557	6.30E-05	9.2E-06	6.05E-04	5.55E-09	0.08	4.71E-02	2.15E-11	1.0E+06	2.2E-05
339	0.15323	6.30E-05	9.7E-06	6.05E-04	5.84E-09	0.08	4.71E-02	2.26E-11	1.0E+06	2.3E-05

Ventura Ranch
P3 (off) - Architectural Coating

							Cancer Risk from 2 to 16 years			
Receptor #	Conc	g/sec	Cair	Dose Constant	Dose	ED	Risk Constant	Risk	Constant 2	Risk/ Million
340	0.15885	6.30E-05	1.0E-05	6.05E-04	6.06E-09	0.08	4.71E-02	2.35E-11	1.0E+06	2.3E-05
341	0.16961	6.30E-05	1.1E-05	6.05E-04	6.47E-09	0.08	4.71E-02	2.51E-11	1.0E+06	2.5E-05
342	0.1781	6.30E-05	1.1E-05	6.05E-04	6.79E-09	0.08	4.71E-02	2.63E-11	1.0E+06	2.6E-05
343	0.1716	6.30E-05	1.1E-05	6.05E-04	6.54E-09	0.08	4.71E-02	2.53E-11	1.0E+06	2.5E-05
344	0.16323	6.30E-05	1.0E-05	6.05E-04	6.22E-09	0.08	4.71E-02	2.41E-11	1.0E+06	2.4E-05
345	0.07307	6.30E-05	4.6E-06	6.05E-04	2.79E-09	0.08	4.71E-02	1.08E-11	1.0E+06	1.1E-05
346	0.07889	6.30E-05	5.0E-06	6.05E-04	3.01E-09	0.08	4.71E-02	1.17E-11	1.0E+06	1.2E-05
347	0.08457	6.30E-05	5.3E-06	6.05E-04	3.22E-09	0.08	4.71E-02	1.25E-11	1.0E+06	1.2E-05
348	0.09101	6.30E-05	5.7E-06	6.05E-04	3.47E-09	0.08	4.71E-02	1.34E-11	1.0E+06	1.3E-05
349	0.09666	6.30E-05	6.1E-06	6.05E-04	3.68E-09	0.08	4.71E-02	1.43E-11	1.0E+06	1.4E-05
350	0.10349	6.30E-05	6.5E-06	6.05E-04	3.94E-09	0.08	4.71E-02	1.53E-11	1.0E+06	1.5E-05
351	0.11058	6.30E-05	7.0E-06	6.05E-04	4.22E-09	0.08	4.71E-02	1.63E-11	1.0E+06	1.6E-05
352	0.11864	6.30E-05	7.5E-06	6.05E-04	4.52E-09	0.08	4.71E-02	1.75E-11	1.0E+06	1.8E-05
353	0.12575	6.30E-05	7.9E-06	6.05E-04	4.79E-09	0.08	4.71E-02	1.86E-11	1.0E+06	1.9E-05
354	0.13378	6.30E-05	8.4E-06	6.05E-04	5.10E-09	0.08	4.71E-02	1.98E-11	1.0E+06	2.0E-05
355	0.14082	6.30E-05	8.9E-06	6.05E-04	5.37E-09	0.08	4.71E-02	2.08E-11	1.0E+06	2.1E-05
356	0.1449	6.30E-05	9.1E-06	6.05E-04	5.52E-09	0.08	4.71E-02	2.14E-11	1.0E+06	2.1E-05
357	0.15425	6.30E-05	9.7E-06	6.05E-04	5.88E-09	0.08	4.71E-02	2.28E-11	1.0E+06	2.3E-05
358	0.16143	6.30E-05	1.0E-05	6.05E-04	6.15E-09	0.08	4.71E-02	2.38E-11	1.0E+06	2.4E-05
359	0.15804	6.30E-05	1.0E-05	6.05E-04	6.02E-09	0.08	4.71E-02	2.33E-11	1.0E+06	2.3E-05
360	0.1439	6.30E-05	9.1E-06	6.05E-04	5.49E-09	0.08	4.71E-02	2.13E-11	1.0E+06	2.1E-05

Ventura Ranch
P3 (off) - Architectural Coating

Max Cancer Risk Cancer Risk	
Receptor #	**Total Risk/ Million**
1	2.9E-04
2	3.2E-04
3	3.3E-04
4	3.5E-04
5	3.5E-04
6	3.4E-04
7	3.3E-04
8	3.1E-04
9	2.9E-04
10	2.6E-04
11	2.3E-04
12	1.9E-04
13	1.6E-04
14	1.4E-04
15	9.8E-05
16	7.5E-05
17	5.2E-05
18	4.1E-05
19	3.0E-05
20	2.4E-05
21	1.9E-05
22	3.6E-04
23	3.4E-04
24	3.1E-04
25	2.8E-04
26	2.4E-04
27	2.1E-04
28	1.7E-04
29	1.4E-04
30	1.0E-04
31	7.1E-05

Max	**Receptor #**	
0.002	122	Res

Chronic Non Cancer Risk	
REL	**HI Offroad**
5	2.51E-05
5	2.71E-05
5	2.85E-05
5	2.95E-05
5	2.98E-05
5	2.94E-05
5	2.83E-05
5	2.65E-05
5	2.44E-05
5	2.19E-05
5	1.92E-05
5	1.65E-05
5	1.39E-05
5	1.15E-05
5	8.35E-06
5	6.44E-06
5	4.44E-06
5	3.49E-06
5	2.57E-06
5	2.05E-06
5	1.62E-06
5	3.08E-05
5	2.89E-05
5	2.64E-05
5	2.36E-05
5	2.07E-05
5	1.77E-05
5	1.47E-05
5	1.21E-05
5	8.83E-06
5	6.05E-06

Max	**Receptor #**	
1.351E-04	122	Res

Ventura Ranch
P3 (off) - Architectural Coating

Max Cancer Risk Cancer Risk		*Chronic Non Cancer Risk*	
Receptor #	Total Risk/ Million	REL	HI Offroad
32	4.1E-05	5	3.51E-06
33	3.4E-05	5	2.89E-06
34	3.0E-05	5	2.59E-06
35	1.5E-04	5	1.28E-05
36	1.1E-04	5	9.14E-06
37	1.5E-04	5	1.27E-05
38	1.8E-04	5	1.53E-05
39	2.2E-04	5	1.84E-05
40	2.6E-04	5	2.19E-05
41	1.5E-04	5	1.25E-05
42	1.8E-04	5	1.52E-05
43	2.2E-04	5	1.84E-05
44	2.6E-04	5	2.23E-05
45	3.1E-04	5	2.68E-05
46	5.0E-04	5	4.24E-05
47	4.5E-04	5	3.85E-05
48	1.7E-04	5	1.49E-05
49	2.1E-04	5	1.83E-05
50	2.6E-04	5	2.25E-05
51	3.2E-04	5	2.75E-05
52	5.5E-04	5	4.72E-05
53	5.0E-04	5	4.29E-05
54	4.4E-04	5	3.74E-05
55	2.1E-04	5	1.79E-05
56	2.6E-04	5	2.24E-05
57	3.3E-04	5	2.78E-05
58	4.0E-04	5	3.38E-05
59	6.2E-04	5	5.31E-05
60	5.6E-04	5	4.80E-05
61	4.9E-04	5	4.18E-05
62	7.0E-04	5	6.01E-05

Ventura Ranch
P3 (off) - Architectural Coating

Max Cancer Risk Cancer Risk		*Chronic Non Cancer Risk*	
Receptor #	Total Risk/ Million	REL	HI Offroad
63	6.4E-04	5	5.43E-05
64	5.5E-04	5	4.70E-05
65	7.3E-04	5	6.20E-05
66	1.5E-04	5	1.32E-05
67	2.0E-04	5	1.67E-05
68	7.0E-05	5	5.96E-06
69	4.8E-05	5	4.13E-06
70	3.7E-05	5	3.18E-06
71	3.1E-05	5	2.64E-06
72	1.5E-04	5	1.29E-05
73	1.9E-04	5	1.62E-05
74	1.2E-04	5	1.03E-05
75	7.4E-05	5	6.29E-06
76	5.3E-05	5	4.48E-06
77	4.1E-05	5	3.51E-06
78	3.6E-05	5	3.04E-06
79	1.5E-04	5	1.26E-05
80	1.8E-04	5	1.57E-05
81	1.2E-04	5	1.05E-05
82	7.8E-05	5	6.69E-06
83	6.1E-05	5	5.24E-06
84	5.2E-05	5	4.47E-06
85	4.3E-05	5	3.70E-06
86	1.5E-04	5	1.25E-05
87	1.9E-04	5	1.66E-05
88	9.2E-05	5	7.85E-06
89	1.2E-04	5	1.05E-05
90	1.0E-04	5	8.49E-06
91	1.1E-04	5	9.71E-06
92	1.3E-04	5	1.12E-05
93	9.1E-05	5	7.76E-06

Ventura Ranch
P3 (off) - Architectural Coating

Max Cancer Risk Cancer Risk		*Chronic Non Cancer Risk*	
Receptor #	Total Risk/ Million	REL	HI Offroad
94	1.0E-04	5	8.76E-06
95	1.2E-04	5	9.97E-06
96	1.4E-04	5	1.17E-05
97	1.6E-04	5	1.39E-05
98	1.9E-04	5	1.66E-05
99	8.1E-05	5	6.91E-06
100	9.0E-05	5	7.69E-06
101	1.0E-04	5	8.63E-06
102	1.2E-04	5	9.93E-06
103	1.4E-04	5	1.16E-05
104	1.6E-04	5	1.38E-05
105	2.0E-04	5	1.68E-05
106	2.5E-04	5	2.12E-05
107	3.3E-04	5	2.81E-05
108	4.8E-04	5	4.10E-05
109	7.0E-05	5	5.99E-06
110	7.7E-05	5	6.58E-06
111	8.6E-05	5	7.31E-06
112	9.8E-05	5	8.33E-06
113	1.1E-04	5	9.47E-06
114	1.3E-04	5	1.09E-05
115	1.5E-04	5	1.28E-05
116	1.8E-04	5	1.53E-05
117	2.2E-04	5	1.90E-05
118	2.9E-04	5	2.46E-05
119	4.0E-04	5	3.40E-05
120	6.5E-04	5	5.52E-05
121	1.1E-03	5	9.21E-05
122	1.6E-03	5	1.35E-04
123	6.0E-05	5	5.11E-06
124	6.5E-05	5	5.53E-06

Ventura Ranch
P3 (off) - Architectural Coating

Max Cancer Risk Cancer Risk		*Chronic Non Cancer Risk*	
Receptor #	Total Risk/ Million	REL	HI Offroad
125	7.1E-05	5	6.07E-06
126	8.0E-05	5	6.80E-06
127	8.8E-05	5	7.54E-06
128	9.9E-05	5	8.44E-06
129	1.1E-04	5	9.67E-06
130	1.3E-04	5	1.11E-05
131	1.5E-04	5	1.31E-05
132	1.9E-04	5	1.58E-05
133	2.4E-04	5	2.02E-05
134	3.3E-04	5	2.82E-05
135	4.7E-04	5	4.03E-05
136	6.5E-04	5	5.57E-05
137	8.5E-04	5	7.25E-05
138	1.0E-03	5	8.68E-05
139	5.1E-05	5	4.32E-06
140	5.4E-05	5	4.62E-06
141	5.9E-05	5	5.00E-06
142	6.4E-05	5	5.50E-06
143	7.0E-05	5	5.98E-06
144	7.7E-05	5	6.57E-06
145	8.6E-05	5	7.34E-06
146	9.7E-05	5	8.24E-06
147	1.1E-04	5	9.47E-06
148	1.3E-04	5	1.09E-05
149	1.6E-04	5	1.33E-05
150	2.0E-04	5	1.74E-05
151	2.7E-04	5	2.27E-05
152	3.4E-04	5	2.87E-05
153	4.4E-04	5	3.78E-05
154	5.3E-04	5	4.53E-05
155	4.3E-05	5	3.64E-06

Ventura Ranch
P3 (off) - Architectural Coating

Max Cancer Risk Cancer Risk		*Chronic Non Cancer Risk*	
Receptor #	Total Risk/ Million	REL	HI Offroad
156	4.5E-05	5	3.86E-06
157	4.8E-05	5	4.12E-06
158	5.2E-05	5	4.46E-06
159	5.6E-05	5	4.78E-06
160	6.1E-05	5	5.18E-06
161	6.7E-05	5	5.70E-06
162	7.4E-05	5	6.30E-06
163	8.4E-05	5	7.15E-06
164	9.6E-05	5	8.15E-06
165	1.1E-04	5	9.71E-06
166	1.4E-04	5	1.21E-05
167	1.7E-04	5	1.49E-05
168	2.1E-04	5	1.80E-05
169	2.6E-04	5	2.26E-05
170	3.1E-04	5	2.66E-05
171	3.6E-05	5	3.08E-06
172	3.8E-05	5	3.23E-06
173	4.0E-05	5	3.41E-06
174	4.3E-05	5	3.65E-06
175	4.6E-05	5	3.89E-06
176	4.9E-05	5	4.18E-06
177	5.3E-05	5	4.53E-06
178	5.9E-05	5	5.00E-06
179	6.6E-05	5	5.64E-06
180	7.5E-05	5	6.39E-06
181	8.6E-05	5	7.35E-06
182	1.1E-04	5	8.98E-06
183	1.3E-04	5	1.07E-05
184	1.5E-04	5	1.24E-05
185	1.8E-04	5	1.50E-05
186	2.0E-04	5	1.72E-05

Ventura Ranch
P3 (off) - Architectural Coating

Max Cancer Risk Cancer Risk		*Chronic Non Cancer Risk*	
Receptor #	Total Risk/ Million	REL	HI Offroad
187	3.1E-05	5	2.61E-06
188	3.2E-05	5	2.72E-06
189	3.3E-05	5	2.86E-06
190	3.6E-05	5	3.03E-06
191	3.8E-05	5	3.22E-06
192	4.1E-05	5	3.46E-06
193	4.4E-05	5	3.71E-06
194	4.8E-05	5	4.09E-06
195	5.4E-05	5	4.62E-06
196	6.1E-05	5	5.20E-06
197	6.9E-05	5	5.92E-06
198	8.3E-05	5	7.06E-06
199	9.6E-05	5	8.22E-06
200	1.1E-04	5	9.12E-06
201	1.3E-04	5	1.07E-05
202	1.4E-04	5	1.21E-05
203	2.6E-05	5	2.23E-06
204	2.7E-05	5	2.31E-06
205	2.8E-05	5	2.42E-06
206	3.0E-05	5	2.56E-06
207	3.2E-05	5	2.72E-06
208	3.4E-05	5	2.93E-06
209	3.7E-05	5	3.13E-06
210	4.0E-05	5	3.45E-06
211	4.5E-05	5	3.87E-06
212	5.1E-05	5	4.31E-06
213	5.8E-05	5	4.94E-06
214	6.8E-05	5	5.77E-06
215	7.7E-05	5	6.55E-06
216	8.2E-05	5	7.01E-06
217	9.5E-05	5	8.06E-06

Ventura Ranch
P3 (off) - Architectural Coating

Max Cancer Risk Cancer Risk		*Chronic Non Cancer Risk*	
Receptor #	Total Risk/ Million	REL	HI Offroad
218	1.1E-04	5	9.00E-06
219	2.3E-05	5	1.92E-06
220	2.3E-05	5	1.99E-06
221	2.4E-05	5	2.08E-06
222	2.6E-05	5	2.20E-06
223	2.7E-05	5	2.34E-06
224	3.0E-05	5	2.53E-06
225	3.2E-05	5	2.71E-06
226	3.5E-05	5	2.97E-06
227	3.8E-05	5	3.28E-06
228	4.3E-05	5	3.69E-06
229	4.9E-05	5	4.22E-06
230	5.7E-05	5	4.83E-06
231	6.1E-05	5	5.22E-06
232	6.5E-05	5	5.56E-06
233	7.4E-05	5	6.30E-06
234	8.1E-05	5	6.93E-06
235	2.0E-05	5	1.67E-06
236	2.0E-05	5	1.74E-06
237	2.1E-05	5	1.82E-06
238	2.3E-05	5	1.93E-06
239	2.4E-05	5	2.05E-06
240	2.6E-05	5	2.21E-06
241	2.8E-05	5	2.40E-06
242	3.0E-05	5	2.55E-06
243	3.4E-05	5	2.88E-06
244	3.8E-05	5	3.22E-06
245	4.3E-05	5	3.65E-06
246	4.8E-05	5	4.11E-06
247	4.9E-05	5	4.17E-06
248	5.3E-05	5	4.56E-06

Ventura Ranch
P3 (off) - Architectural Coating

Max Cancer Risk Cancer Risk		*Chronic Non Cancer Risk*	
Receptor #	Total Risk/ Million	REL	HI Offroad
249	5.9E-05	5	5.05E-06
250	6.4E-05	5	5.49E-06
251	1.7E-05	5	1.48E-06
252	1.8E-05	5	1.54E-06
253	1.9E-05	5	1.61E-06
254	2.0E-05	5	1.72E-06
255	2.1E-05	5	1.82E-06
256	2.3E-05	5	1.97E-06
257	2.5E-05	5	2.15E-06
258	2.7E-05	5	2.28E-06
259	3.0E-05	5	2.55E-06
260	3.3E-05	5	2.84E-06
261	3.7E-05	5	3.17E-06
262	4.1E-05	5	3.53E-06
263	4.1E-05	5	3.50E-06
264	4.5E-05	5	3.86E-06
265	4.8E-05	5	4.07E-06
266	5.1E-05	5	4.34E-06
267	1.5E-05	5	1.32E-06
268	1.6E-05	5	1.38E-06
269	1.7E-05	5	1.45E-06
270	1.8E-05	5	1.55E-06
271	1.9E-05	5	1.64E-06
272	2.1E-05	5	1.78E-06
273	2.3E-05	5	1.94E-06
274	2.4E-05	5	2.08E-06
275	2.7E-05	5	2.27E-06
276	3.0E-05	5	2.53E-06
277	3.2E-05	5	2.74E-06
278	3.4E-05	5	2.92E-06
279	3.6E-05	5	3.10E-06

Ventura Ranch
P3 (off) - Architectural Coating

Max Cancer Risk Cancer Risk	
Receptor #	Total Risk/ Million
280	3.9E-05
281	4.1E-05
282	4.4E-05
283	1.4E-05
284	1.5E-05
285	1.6E-05
286	1.7E-05
287	1.8E-05
288	1.9E-05
289	2.1E-05
290	2.3E-05
291	2.4E-05
292	2.7E-05
293	2.9E-05
294	3.1E-05
295	3.2E-05
296	3.5E-05
297	3.6E-05
298	3.8E-05
299	1.3E-05
300	1.4E-05
301	1.5E-05
302	1.6E-05
303	1.8E-05
304	1.9E-05
305	2.1E-05
306	2.2E-05
307	2.4E-05
308	2.6E-05

Chronic Non Cancer Risk	
REL	HI Offroad
5	3.36E-06
5	3.49E-06
5	3.73E-06
5	1.19E-06
5	1.25E-06
5	1.32E-06
5	1.41E-06
5	1.51E-06
5	1.62E-06
5	1.77E-06
5	1.92E-06
5	2.06E-06
5	2.27E-06
5	2.44E-06
5	2.61E-06
5	2.77E-06
5	2.95E-06
5	3.07E-06
5	3.22E-06
5	1.15E-06
5	1.22E-06
5	1.30E-06
5	1.41E-06
5	1.51E-06
5	1.63E-06
5	1.76E-06
5	1.90E-06
5	2.05E-06
5	2.20E-06

Ventura Ranch
P3 (off) - Architectural Coating

Max Cancer Risk Cancer Risk		*Chronic Non Cancer Risk*	
Receptor #	Total Risk/ Million	REL	HI Offroad
309	2.7E-05	5	2.32E-06
310	2.9E-05	5	2.46E-06
311	3.1E-05	5	2.64E-06
312	3.3E-05	5	2.80E-06
313	3.3E-05	5	2.79E-06
314	1.2E-05	5	1.06E-06
315	1.3E-05	5	1.13E-06
316	1.4E-05	5	1.21E-06
317	1.5E-05	5	1.31E-06
318	1.6E-05	5	1.39E-06
319	1.8E-05	5	1.50E-06
320	1.9E-05	5	1.63E-06
321	2.0E-05	5	1.73E-06
322	2.2E-05	5	1.87E-06
323	2.3E-05	5	2.00E-06
324	2.5E-05	5	2.10E-06
325	2.6E-05	5	2.21E-06
326	2.8E-05	5	2.37E-06
327	2.9E-05	5	2.50E-06
328	2.9E-05	5	2.44E-06
329	1.2E-05	5	9.85E-07
330	1.2E-05	5	1.06E-06
331	1.3E-05	5	1.13E-06
332	1.4E-05	5	1.22E-06
333	1.5E-05	5	1.30E-06
334	1.6E-05	5	1.40E-06
335	1.8E-05	5	1.50E-06
336	1.9E-05	5	1.60E-06
337	2.0E-05	5	1.72E-06
338	2.2E-05	5	1.83E-06
339	2.3E-05	5	1.93E-06

Ventura Ranch
P3 (off) - Architectural Coating

Max Cancer Risk Cancer Risk		*Chronic Non Cancer Risk*	
Receptor #	Total Risk/ Million	REL	HI Offroad
340	2.3E-05	5	2.00E-06
341	2.5E-05	5	2.14E-06
342	2.6E-05	5	2.24E-06
343	2.5E-05	5	2.16E-06
344	2.4E-05	5	2.06E-06
345	1.1E-05	5	9.21E-07
346	1.2E-05	5	9.94E-07
347	1.2E-05	5	1.07E-06
348	1.3E-05	5	1.15E-06
349	1.4E-05	5	1.22E-06
350	1.5E-05	5	1.30E-06
351	1.6E-05	5	1.39E-06
352	1.8E-05	5	1.49E-06
353	1.9E-05	5	1.58E-06
354	2.0E-05	5	1.69E-06
355	2.1E-05	5	1.77E-06
356	2.1E-05	5	1.83E-06
357	2.3E-05	5	1.94E-06
358	2.4E-05	5	2.03E-06
359	2.3E-05	5	1.99E-06
360	2.1E-05	5	1.81E-06

Ventura Ranch

P3 (on) - Site Preparation

		Cancer Risk from Birth to 2 years								
Receptor #	Conc	g/sec	Cair	Dose Constant	Dose	ED	Risk Constant	Risk	Constant 2	Risk/ Million
361	0.9775	1.26E-03	1.2E-03	1.05E-03	1.29E-06	0.18	1.57E-01	3.60E-08	1.0E+06	3.6E-02
362	1.0947	1.26E-03	1.4E-03	1.05E-03	1.44E-06	0.18	1.57E-01	4.03E-08	1.0E+06	4.0E-02
363	1.24002	1.26E-03	1.6E-03	1.05E-03	1.63E-06	0.18	1.57E-01	4.57E-08	1.0E+06	4.6E-02
364	1.42081	1.26E-03	1.8E-03	1.05E-03	1.87E-06	0.18	1.57E-01	5.24E-08	1.0E+06	5.2E-02
365	0.98637	1.26E-03	1.2E-03	1.05E-03	1.30E-06	0.18	1.57E-01	3.64E-08	1.0E+06	3.6E-02
366	1.10217	1.26E-03	1.4E-03	1.05E-03	1.45E-06	0.18	1.57E-01	4.06E-08	1.0E+06	4.1E-02
367	1.24497	1.26E-03	1.6E-03	1.05E-03	1.64E-06	0.18	1.57E-01	4.59E-08	1.0E+06	4.6E-02
368	1.42318	1.26E-03	1.8E-03	1.05E-03	1.87E-06	0.18	1.57E-01	5.24E-08	1.0E+06	5.2E-02
369	1.64721	1.26E-03	2.1E-03	1.05E-03	2.17E-06	0.18	1.57E-01	6.07E-08	1.0E+06	6.1E-02
370	1.93194	1.26E-03	2.4E-03	1.05E-03	2.54E-06	0.18	1.57E-01	7.12E-08	1.0E+06	7.1E-02
371	0.99718	1.26E-03	1.3E-03	1.05E-03	1.31E-06	0.18	1.57E-01	3.67E-08	1.0E+06	3.7E-02
372	1.11216	1.26E-03	1.4E-03	1.05E-03	1.46E-06	0.18	1.57E-01	4.10E-08	1.0E+06	4.1E-02
373	1.25295	1.26E-03	1.6E-03	1.05E-03	1.65E-06	0.18	1.57E-01	4.62E-08	1.0E+06	4.6E-02
374	1.42807	1.26E-03	1.8E-03	1.05E-03	1.88E-06	0.18	1.57E-01	5.26E-08	1.0E+06	5.3E-02
375	1.64813	1.26E-03	2.1E-03	1.05E-03	2.17E-06	0.18	1.57E-01	6.07E-08	1.0E+06	6.1E-02
376	1.00783	1.26E-03	1.3E-03	1.05E-03	1.33E-06	0.18	1.57E-01	3.71E-08	1.0E+06	3.7E-02
377	1.12267	1.26E-03	1.4E-03	1.05E-03	1.48E-06	0.18	1.57E-01	4.14E-08	1.0E+06	4.1E-02
378	1.26241	1.26E-03	1.6E-03	1.05E-03	1.66E-06	0.18	1.57E-01	4.65E-08	1.0E+06	4.7E-02
379	1.43415	1.26E-03	1.8E-03	1.05E-03	1.89E-06	0.18	1.57E-01	5.29E-08	1.0E+06	5.3E-02
380	1.65179	1.26E-03	2.1E-03	1.05E-03	2.18E-06	0.18	1.57E-01	6.09E-08	1.0E+06	6.1E-02
381	1.01766	1.26E-03	1.3E-03	1.05E-03	1.34E-06	0.18	1.57E-01	3.75E-08	1.0E+06	3.8E-02
382	1.13131	1.26E-03	1.4E-03	1.05E-03	1.49E-06	0.18	1.57E-01	4.17E-08	1.0E+06	4.2E-02
383	1.26973	1.26E-03	1.6E-03	1.05E-03	1.67E-06	0.18	1.57E-01	4.68E-08	1.0E+06	4.7E-02
384	1.43913	1.26E-03	1.8E-03	1.05E-03	1.90E-06	0.18	1.57E-01	5.30E-08	1.0E+06	5.3E-02
385	1.6539	1.26E-03	2.1E-03	1.05E-03	2.18E-06	0.18	1.57E-01	6.10E-08	1.0E+06	6.1E-02
386	1.0248	1.26E-03	1.3E-03	1.05E-03	1.35E-06	0.18	1.57E-01	3.78E-08	1.0E+06	3.8E-02
387	1.1369	1.26E-03	1.4E-03	1.05E-03	1.50E-06	0.18	1.57E-01	4.19E-08	1.0E+06	4.2E-02
388	1.27229	1.26E-03	1.6E-03	1.05E-03	1.68E-06	0.18	1.57E-01	4.69E-08	1.0E+06	4.7E-02
389	1.43954	1.26E-03	1.8E-03	1.05E-03	1.90E-06	0.18	1.57E-01	5.31E-08	1.0E+06	5.3E-02
390	1.64963	1.26E-03	2.1E-03	1.05E-03	2.17E-06	0.18	1.57E-01	6.08E-08	1.0E+06	6.1E-02
391	1.02688	1.26E-03	1.3E-03	1.05E-03	1.35E-06	0.18	1.57E-01	3.78E-08	1.0E+06	3.8E-02

Ventura Ranch

P3 (on) - Site Preparation

							Cancer Risk from Birth to 2 years			
Receptor #	Conc	g/sec	Cair	Dose Constant	Dose	ED	Risk Constant	Risk	Constant 2	Risk/ Million
392	1.13784	1.26E-03	1.4E-03	1.05E-03	1.50E-06	0.18	1.57E-01	4.19E-08	1.0E+06	4.2E-02
393	1.27074	1.26E-03	1.6E-03	1.05E-03	1.67E-06	0.18	1.57E-01	4.68E-08	1.0E+06	4.7E-02
394	1.43324	1.26E-03	1.8E-03	1.05E-03	1.89E-06	0.18	1.57E-01	5.28E-08	1.0E+06	5.3E-02
395	1.02363	1.26E-03	1.3E-03	1.05E-03	1.35E-06	0.18	1.57E-01	3.77E-08	1.0E+06	3.8E-02
396	1.13283	1.26E-03	1.4E-03	1.05E-03	1.49E-06	0.18	1.57E-01	4.17E-08	1.0E+06	4.2E-02
397	1.26196	1.26E-03	1.6E-03	1.05E-03	1.66E-06	0.18	1.57E-01	4.65E-08	1.0E+06	4.7E-02
398	1.41876	1.26E-03	1.8E-03	1.05E-03	1.87E-06	0.18	1.57E-01	5.23E-08	1.0E+06	5.2E-02
399	1.01382	1.26E-03	1.3E-03	1.05E-03	1.34E-06	0.18	1.57E-01	3.74E-08	1.0E+06	3.7E-02
400	1.12096	1.26E-03	1.4E-03	1.05E-03	1.48E-06	0.18	1.57E-01	4.13E-08	1.0E+06	4.1E-02
401	1.2461	1.26E-03	1.6E-03	1.05E-03	1.64E-06	0.18	1.57E-01	4.59E-08	1.0E+06	4.6E-02
402	1.39674	1.26E-03	1.8E-03	1.05E-03	1.84E-06	0.18	1.57E-01	5.15E-08	1.0E+06	5.1E-02
403	1.58089	1.26E-03	2.0E-03	1.05E-03	2.08E-06	0.18	1.57E-01	5.83E-08	1.0E+06	5.8E-02
404	0.99817	1.26E-03	1.3E-03	1.05E-03	1.31E-06	0.18	1.57E-01	3.68E-08	1.0E+06	3.7E-02
405	1.10226	1.26E-03	1.4E-03	1.05E-03	1.45E-06	0.18	1.57E-01	4.06E-08	1.0E+06	4.1E-02
406	1.22329	1.26E-03	1.5E-03	1.05E-03	1.61E-06	0.18	1.57E-01	4.51E-08	1.0E+06	4.5E-02
407	1.36731	1.26E-03	1.7E-03	1.05E-03	1.80E-06	0.18	1.57E-01	5.04E-08	1.0E+06	5.0E-02
408	1.54195	1.26E-03	1.9E-03	1.05E-03	2.03E-06	0.18	1.57E-01	5.68E-08	1.0E+06	5.7E-02
409	1.75912	1.26E-03	2.2E-03	1.05E-03	2.32E-06	0.18	1.57E-01	6.48E-08	1.0E+06	6.5E-02
410	2.03672	1.26E-03	2.6E-03	1.05E-03	2.68E-06	0.18	1.57E-01	7.51E-08	1.0E+06	7.5E-02
411	2.40326	1.26E-03	3.0E-03	1.05E-03	3.16E-06	0.18	1.57E-01	8.86E-08	1.0E+06	8.9E-02
412	1.07572	1.26E-03	1.4E-03	1.05E-03	1.42E-06	0.18	1.57E-01	3.96E-08	1.0E+06	4.0E-02
413	1.19163	1.26E-03	1.5E-03	1.05E-03	1.57E-06	0.18	1.57E-01	4.39E-08	1.0E+06	4.4E-02
414	1.32882	1.26E-03	1.7E-03	1.05E-03	1.75E-06	0.18	1.57E-01	4.90E-08	1.0E+06	4.9E-02
415	1.49403	1.26E-03	1.9E-03	1.05E-03	1.97E-06	0.18	1.57E-01	5.51E-08	1.0E+06	5.5E-02
416	1.6981	1.26E-03	2.1E-03	1.05E-03	2.24E-06	0.18	1.57E-01	6.26E-08	1.0E+06	6.3E-02
417	1.95566	1.26E-03	2.5E-03	1.05E-03	2.58E-06	0.18	1.57E-01	7.21E-08	1.0E+06	7.2E-02
418	2.29269	1.26E-03	2.9E-03	1.05E-03	3.02E-06	0.18	1.57E-01	8.45E-08	1.0E+06	8.4E-02
419	2.75273	1.26E-03	3.5E-03	1.05E-03	3.63E-06	0.18	1.57E-01	1.01E-07	1.0E+06	1.0E-01
420	3.40803	1.26E-03	4.3E-03	1.05E-03	4.49E-06	0.18	1.57E-01	1.26E-07	1.0E+06	1.3E-01
421	1.03644	1.26E-03	1.3E-03	1.05E-03	1.36E-06	0.18	1.57E-01	3.82E-08	1.0E+06	3.8E-02
422	1.15038	1.26E-03	1.4E-03	1.05E-03	1.51E-06	0.18	1.57E-01	4.24E-08	1.0E+06	4.2E-02

Ventura Ranch

P3 (on) - Site Preparation

		Cancer Risk from Birth to 2 years								
Receptor #	Conc	g/sec	Cair	Dose Constant	Dose	ED	Risk Constant	Risk	Constant 2	Risk/ Million
423	1.28046	1.26E-03	1.6E-03	1.05E-03	1.69E-06	0.18	1.57E-01	4.72E-08	1.0E+06	4.7E-02
424	1.43647	1.26E-03	1.8E-03	1.05E-03	1.89E-06	0.18	1.57E-01	5.29E-08	1.0E+06	5.3E-02
425	1.62742	1.26E-03	2.1E-03	1.05E-03	2.14E-06	0.18	1.57E-01	6.00E-08	1.0E+06	6.0E-02
426	1.86591	1.26E-03	2.4E-03	1.05E-03	2.46E-06	0.18	1.57E-01	6.88E-08	1.0E+06	6.9E-02
427	2.17534	1.26E-03	2.7E-03	1.05E-03	2.86E-06	0.18	1.57E-01	8.02E-08	1.0E+06	8.0E-02
428	2.59385	1.26E-03	3.3E-03	1.05E-03	3.42E-06	0.18	1.57E-01	9.56E-08	1.0E+06	9.6E-02
429	3.19048	1.26E-03	4.0E-03	1.05E-03	4.20E-06	0.18	1.57E-01	1.18E-07	1.0E+06	1.2E-01
430	4.0938	1.26E-03	5.2E-03	1.05E-03	5.39E-06	0.18	1.57E-01	1.51E-07	1.0E+06	1.5E-01
431	5.52788	1.26E-03	7.0E-03	1.05E-03	7.28E-06	0.18	1.57E-01	2.04E-07	1.0E+06	2.0E-01
432	7.88775	1.26E-03	9.9E-03	1.05E-03	1.04E-05	0.18	1.57E-01	2.91E-07	1.0E+06	2.9E-01
433	1.09933	1.26E-03	1.4E-03	1.05E-03	1.45E-06	0.18	1.57E-01	4.05E-08	1.0E+06	4.1E-02
434	1.22199	1.26E-03	1.5E-03	1.05E-03	1.61E-06	0.18	1.57E-01	4.50E-08	1.0E+06	4.5E-02
435	1.36815	1.26E-03	1.7E-03	1.05E-03	1.80E-06	0.18	1.57E-01	5.04E-08	1.0E+06	5.0E-02
436	1.54582	1.26E-03	1.9E-03	1.05E-03	2.04E-06	0.18	1.57E-01	5.70E-08	1.0E+06	5.7E-02
437	1.76615	1.26E-03	2.2E-03	1.05E-03	2.33E-06	0.18	1.57E-01	6.51E-08	1.0E+06	6.5E-02
438	2.04905	1.26E-03	2.6E-03	1.05E-03	2.70E-06	0.18	1.57E-01	7.55E-08	1.0E+06	7.6E-02
439	2.42795	1.26E-03	3.1E-03	1.05E-03	3.20E-06	0.18	1.57E-01	8.95E-08	1.0E+06	8.9E-02
440	2.9641	1.26E-03	3.7E-03	1.05E-03	3.90E-06	0.18	1.57E-01	1.09E-07	1.0E+06	1.1E-01
441	3.78173	1.26E-03	4.8E-03	1.05E-03	4.98E-06	0.18	1.57E-01	1.39E-07	1.0E+06	1.4E-01
442	5.12149	1.26E-03	6.5E-03	1.05E-03	6.74E-06	0.18	1.57E-01	1.89E-07	1.0E+06	1.9E-01
443	1.03953	1.26E-03	1.3E-03	1.05E-03	1.37E-06	0.18	1.57E-01	3.83E-08	1.0E+06	3.8E-02
444	1.15373	1.26E-03	1.5E-03	1.05E-03	1.52E-06	0.18	1.57E-01	4.25E-08	1.0E+06	4.3E-02
445	1.28906	1.26E-03	1.6E-03	1.05E-03	1.70E-06	0.18	1.57E-01	4.75E-08	1.0E+06	4.8E-02
446	1.45266	1.26E-03	1.8E-03	1.05E-03	1.91E-06	0.18	1.57E-01	5.35E-08	1.0E+06	5.4E-02
447	1.65507	1.26E-03	2.1E-03	1.05E-03	2.18E-06	0.18	1.57E-01	6.10E-08	1.0E+06	6.1E-02
448	1.91271	1.26E-03	2.4E-03	1.05E-03	2.52E-06	0.18	1.57E-01	7.05E-08	1.0E+06	7.0E-02
449	2.25378	1.26E-03	2.8E-03	1.05E-03	2.97E-06	0.18	1.57E-01	8.31E-08	1.0E+06	8.3E-02
450	2.72919	1.26E-03	3.4E-03	1.05E-03	3.59E-06	0.18	1.57E-01	1.01E-07	1.0E+06	1.0E-01
451	3.44856	1.26E-03	4.3E-03	1.05E-03	4.54E-06	0.18	1.57E-01	1.27E-07	1.0E+06	1.3E-01
452	4.64568	1.26E-03	5.9E-03	1.05E-03	6.12E-06	0.18	1.57E-01	1.71E-07	1.0E+06	1.7E-01
453	0.9668	1.26E-03	1.2E-03	1.05E-03	1.27E-06	0.18	1.57E-01	3.56E-08	1.0E+06	3.6E-02

Ventura Ranch

P3 (on) - Site Preparation

		Cancer Risk from Birth to 2 years								
Receptor #	Conc	g/sec	Cair	Dose Constant	Dose	ED	Risk Constant	Risk	Constant 2	Risk/ Million
454	1.07202	1.26E-03	1.4E-03	1.05E-03	1.41E-06	0.18	1.57E-01	3.95E-08	1.0E+06	4.0E-02
455	1.19758	1.26E-03	1.5E-03	1.05E-03	1.58E-06	0.18	1.57E-01	4.41E-08	1.0E+06	4.4E-02
456	1.34712	1.26E-03	1.7E-03	1.05E-03	1.77E-06	0.18	1.57E-01	4.96E-08	1.0E+06	5.0E-02
457	1.53024	1.26E-03	1.9E-03	1.05E-03	2.02E-06	0.18	1.57E-01	5.64E-08	1.0E+06	5.6E-02
458	1.7624	1.26E-03	2.2E-03	1.05E-03	2.32E-06	0.18	1.57E-01	6.50E-08	1.0E+06	6.5E-02
459	2.06707	1.26E-03	2.6E-03	1.05E-03	2.72E-06	0.18	1.57E-01	7.62E-08	1.0E+06	7.6E-02
460	2.48495	1.26E-03	3.1E-03	1.05E-03	3.27E-06	0.18	1.57E-01	9.16E-08	1.0E+06	9.2E-02
461	3.10199	1.26E-03	3.9E-03	1.05E-03	4.09E-06	0.18	1.57E-01	1.14E-07	1.0E+06	1.1E-01
462	4.12204	1.26E-03	5.2E-03	1.05E-03	5.43E-06	0.18	1.57E-01	1.52E-07	1.0E+06	1.5E-01
463	1.59576	1.26E-03	2.0E-03	1.05E-03	2.10E-06	0.18	1.57E-01	5.88E-08	1.0E+06	5.9E-02
464	1.86158	1.26E-03	2.3E-03	1.05E-03	2.45E-06	0.18	1.57E-01	6.86E-08	1.0E+06	6.9E-02
465	2.22093	1.26E-03	2.8E-03	1.05E-03	2.92E-06	0.18	1.57E-01	8.18E-08	1.0E+06	8.2E-02
466	2.74133	1.26E-03	3.5E-03	1.05E-03	3.61E-06	0.18	1.57E-01	1.01E-07	1.0E+06	1.0E-01
467	3.57348	1.26E-03	4.5E-03	1.05E-03	4.71E-06	0.18	1.57E-01	1.32E-07	1.0E+06	1.3E-01
468	0	1.26E-03	0.0E+00	1.05E-03	0.00E+00	0.18	1.57E-01	0.00E+00	1.0E+06	0.0E+00
469	0	1.26E-03	0.0E+00	1.05E-03	0.00E+00	0.18	1.57E-01	0.00E+00	1.0E+06	0.0E+00
470	0	1.26E-03	0.0E+00	1.05E-03	0.00E+00	0.18	1.57E-01	0.00E+00	1.0E+06	0.0E+00
471	0	1.26E-03	0.0E+00	1.05E-03	0.00E+00	0.18	1.57E-01	0.00E+00	1.0E+06	0.0E+00
472	0	1.26E-03	0.0E+00	1.05E-03	0.00E+00	0.18	1.57E-01	0.00E+00	1.0E+06	0.0E+00
473	0	1.26E-03	0.0E+00	1.05E-03	0.00E+00	0.18	1.57E-01	0.00E+00	1.0E+06	0.0E+00
474	0	1.26E-03	0.0E+00	1.05E-03	0.00E+00	0.18	1.57E-01	0.00E+00	1.0E+06	0.0E+00
475	0	1.26E-03	0.0E+00	1.05E-03	0.00E+00	0.18	1.57E-01	0.00E+00	1.0E+06	0.0E+00
476	0	1.26E-03	0.0E+00	1.05E-03	0.00E+00	0.18	1.57E-01	0.00E+00	1.0E+06	0.0E+00
477	0	1.26E-03	0.0E+00	1.05E-03	0.00E+00	0.18	1.57E-01	0.00E+00	1.0E+06	0.0E+00
478	0	1.26E-03	0.0E+00	1.05E-03	0.00E+00	0.18	1.57E-01	0.00E+00	1.0E+06	0.0E+00
479	0	1.26E-03	0.0E+00	1.05E-03	0.00E+00	0.18	1.57E-01	0.00E+00	1.0E+06	0.0E+00
480	0	1.26E-03	0.0E+00	1.05E-03	0.00E+00	0.18	1.57E-01	0.00E+00	1.0E+06	0.0E+00
481	0	1.26E-03	0.0E+00	1.05E-03	0.00E+00	0.18	1.57E-01	0.00E+00	1.0E+06	0.0E+00
482	0	1.26E-03	0.0E+00	1.05E-03	0.00E+00	0.18	1.57E-01	0.00E+00	1.0E+06	0.0E+00
483	0	1.26E-03	0.0E+00	1.05E-03	0.00E+00	0.18	1.57E-01	0.00E+00	1.0E+06	0.0E+00
484	0	1.26E-03	0.0E+00	1.05E-03	0.00E+00	0.18	1.57E-01	0.00E+00	1.0E+06	0.0E+00

Ventura Ranch

P3 (on) - Site Preparation

						Cancer Risk from Birth to 2 years				
Receptor #	Conc	g/sec	Cair	Dose Constant	Dose	ED	Risk Constant	Risk	Constant 2	Risk/ Million
485	0	1.26E-03	0.0E+00	1.05E-03	0.00E+00	0.18	1.57E-01	0.00E+00	1.0E+06	0.0E+00
486	0	1.26E-03	0.0E+00	1.05E-03	0.00E+00	0.18	1.57E-01	0.00E+00	1.0E+06	0.0E+00
487	0	1.26E-03	0.0E+00	1.05E-03	0.00E+00	0.18	1.57E-01	0.00E+00	1.0E+06	0.0E+00
488	0	1.26E-03	0.0E+00	1.05E-03	0.00E+00	0.18	1.57E-01	0.00E+00	1.0E+06	0.0E+00
489	0	1.26E-03	0.0E+00	1.05E-03	0.00E+00	0.18	1.57E-01	0.00E+00	1.0E+06	0.0E+00
490	0	1.26E-03	0.0E+00	1.05E-03	0.00E+00	0.18	1.57E-01	0.00E+00	1.0E+06	0.0E+00
491	0	1.26E-03	0.0E+00	1.05E-03	0.00E+00	0.18	1.57E-01	0.00E+00	1.0E+06	0.0E+00
492	0	1.26E-03	0.0E+00	1.05E-03	0.00E+00	0.18	1.57E-01	0.00E+00	1.0E+06	0.0E+00
493	0	1.26E-03	0.0E+00	1.05E-03	0.00E+00	0.18	1.57E-01	0.00E+00	1.0E+06	0.0E+00
494	0	1.26E-03	0.0E+00	1.05E-03	0.00E+00	0.18	1.57E-01	0.00E+00	1.0E+06	0.0E+00
495	0	1.26E-03	0.0E+00	1.05E-03	0.00E+00	0.18	1.57E-01	0.00E+00	1.0E+06	0.0E+00
496	0	1.26E-03	0.0E+00	1.05E-03	0.00E+00	0.18	1.57E-01	0.00E+00	1.0E+06	0.0E+00
497	0	1.26E-03	0.0E+00	1.05E-03	0.00E+00	0.18	1.57E-01	0.00E+00	1.0E+06	0.0E+00
498	0	1.26E-03	0.0E+00	1.05E-03	0.00E+00	0.18	1.57E-01	0.00E+00	1.0E+06	0.0E+00
499	0	1.26E-03	0.0E+00	1.05E-03	0.00E+00	0.18	1.57E-01	0.00E+00	1.0E+06	0.0E+00
500	0	1.26E-03	0.0E+00	1.05E-03	0.00E+00	0.18	1.57E-01	0.00E+00	1.0E+06	0.0E+00
501	0	1.26E-03	0.0E+00	1.05E-03	0.00E+00	0.18	1.57E-01	0.00E+00	1.0E+06	0.0E+00
502	0	1.26E-03	0.0E+00	1.05E-03	0.00E+00	0.18	1.57E-01	0.00E+00	1.0E+06	0.0E+00
503	0	1.26E-03	0.0E+00	1.05E-03	0.00E+00	0.18	1.57E-01	0.00E+00	1.0E+06	0.0E+00
504	0	1.26E-03	0.0E+00	1.05E-03	0.00E+00	0.18	1.57E-01	0.00E+00	1.0E+06	0.0E+00
505	0	1.26E-03	0.0E+00	1.05E-03	0.00E+00	0.18	1.57E-01	0.00E+00	1.0E+06	0.0E+00
506	0	1.26E-03	0.0E+00	1.05E-03	0.00E+00	0.18	1.57E-01	0.00E+00	1.0E+06	0.0E+00
507	0	1.26E-03	0.0E+00	1.05E-03	0.00E+00	0.18	1.57E-01	0.00E+00	1.0E+06	0.0E+00
508	0	1.26E-03	0.0E+00	1.05E-03	0.00E+00	0.18	1.57E-01	0.00E+00	1.0E+06	0.0E+00
509	0	1.26E-03	0.0E+00	1.05E-03	0.00E+00	0.18	1.57E-01	0.00E+00	1.0E+06	0.0E+00
510	0	1.26E-03	0.0E+00	1.05E-03	0.00E+00	0.18	1.57E-01	0.00E+00	1.0E+06	0.0E+00
511	0	1.26E-03	0.0E+00	1.05E-03	0.00E+00	0.18	1.57E-01	0.00E+00	1.0E+06	0.0E+00
512	0	1.26E-03	0.0E+00	1.05E-03	0.00E+00	0.18	1.57E-01	0.00E+00	1.0E+06	0.0E+00
513	0	1.26E-03	0.0E+00	1.05E-03	0.00E+00	0.18	1.57E-01	0.00E+00	1.0E+06	0.0E+00
514	0	1.26E-03	0.0E+00	1.05E-03	0.00E+00	0.18	1.57E-01	0.00E+00	1.0E+06	0.0E+00
515	0	1.26E-03	0.0E+00	1.05E-03	0.00E+00	0.18	1.57E-01	0.00E+00	1.0E+06	0.0E+00

Ventura Ranch

P3 (on) - Site Preparation

		Cancer Risk from Birth to 2 years								
Receptor #	Conc	g/sec	Cair	Dose Constant	Dose	ED	Risk Constant	Risk	Constant 2	Risk/ Million
516	0	1.26E-03	0.0E+00	1.05E-03	0.00E+00	0.18	1.57E-01	0.00E+00	1.0E+06	0.0E+00
517	0	1.26E-03	0.0E+00	1.05E-03	0.00E+00	0.18	1.57E-01	0.00E+00	1.0E+06	0.0E+00
518	0	1.26E-03	0.0E+00	1.05E-03	0.00E+00	0.18	1.57E-01	0.00E+00	1.0E+06	0.0E+00
519	0	1.26E-03	0.0E+00	1.05E-03	0.00E+00	0.18	1.57E-01	0.00E+00	1.0E+06	0.0E+00
520	0	1.26E-03	0.0E+00	1.05E-03	0.00E+00	0.18	1.57E-01	0.00E+00	1.0E+06	0.0E+00
521	0	1.26E-03	0.0E+00	1.05E-03	0.00E+00	0.18	1.57E-01	0.00E+00	1.0E+06	0.0E+00
522	0	1.26E-03	0.0E+00	1.05E-03	0.00E+00	0.18	1.57E-01	0.00E+00	1.0E+06	0.0E+00
523	0	1.26E-03	0.0E+00	1.05E-03	0.00E+00	0.18	1.57E-01	0.00E+00	1.0E+06	0.0E+00
524	0	1.26E-03	0.0E+00	1.05E-03	0.00E+00	0.18	1.57E-01	0.00E+00	1.0E+06	0.0E+00
525	0	1.26E-03	0.0E+00	1.05E-03	0.00E+00	0.18	1.57E-01	0.00E+00	1.0E+06	0.0E+00
526	0	1.26E-03	0.0E+00	1.05E-03	0.00E+00	0.18	1.57E-01	0.00E+00	1.0E+06	0.0E+00
527	0	1.26E-03	0.0E+00	1.05E-03	0.00E+00	0.18	1.57E-01	0.00E+00	1.0E+06	0.0E+00
528	0	1.26E-03	0.0E+00	1.05E-03	0.00E+00	0.18	1.57E-01	0.00E+00	1.0E+06	0.0E+00
529	0	1.26E-03	0.0E+00	1.05E-03	0.00E+00	0.18	1.57E-01	0.00E+00	1.0E+06	0.0E+00
530	0	1.26E-03	0.0E+00	1.05E-03	0.00E+00	0.18	1.57E-01	0.00E+00	1.0E+06	0.0E+00
531	0	1.26E-03	0.0E+00	1.05E-03	0.00E+00	0.18	1.57E-01	0.00E+00	1.0E+06	0.0E+00
532	0	1.26E-03	0.0E+00	1.05E-03	0.00E+00	0.18	1.57E-01	0.00E+00	1.0E+06	0.0E+00
533	0	1.26E-03	0.0E+00	1.05E-03	0.00E+00	0.18	1.57E-01	0.00E+00	1.0E+06	0.0E+00
534	0	1.26E-03	0.0E+00	1.05E-03	0.00E+00	0.18	1.57E-01	0.00E+00	1.0E+06	0.0E+00
535	0	1.26E-03	0.0E+00	1.05E-03	0.00E+00	0.18	1.57E-01	0.00E+00	1.0E+06	0.0E+00
536	0	1.26E-03	0.0E+00	1.05E-03	0.00E+00	0.18	1.57E-01	0.00E+00	1.0E+06	0.0E+00
537	0	1.26E-03	0.0E+00	1.05E-03	0.00E+00	0.18	1.57E-01	0.00E+00	1.0E+06	0.0E+00
538	0	1.26E-03	0.0E+00	1.05E-03	0.00E+00	0.18	1.57E-01	0.00E+00	1.0E+06	0.0E+00
539	0	1.26E-03	0.0E+00	1.05E-03	0.00E+00	0.18	1.57E-01	0.00E+00	1.0E+06	0.0E+00
540	0	1.26E-03	0.0E+00	1.05E-03	0.00E+00	0.18	1.57E-01	0.00E+00	1.0E+06	0.0E+00
541	0	1.26E-03	0.0E+00	1.05E-03	0.00E+00	0.18	1.57E-01	0.00E+00	1.0E+06	0.0E+00
542	0	1.26E-03	0.0E+00	1.05E-03	0.00E+00	0.18	1.57E-01	0.00E+00	1.0E+06	0.0E+00
543	0	1.26E-03	0.0E+00	1.05E-03	0.00E+00	0.18	1.57E-01	0.00E+00	1.0E+06	0.0E+00
544	0	1.26E-03	0.0E+00	1.05E-03	0.00E+00	0.18	1.57E-01	0.00E+00	1.0E+06	0.0E+00
545	0	1.26E-03	0.0E+00	1.05E-03	0.00E+00	0.18	1.57E-01	0.00E+00	1.0E+06	0.0E+00
546	0	1.26E-03	0.0E+00	1.05E-03	0.00E+00	0.18	1.57E-01	0.00E+00	1.0E+06	0.0E+00

Ventura Ranch

P3 (on) - Site Preparation

					Cancer Risk from Birth to 2 years					
Receptor #	Conc	g/sec	Cair	Dose Constant	Dose	ED	Risk Constant	Risk	Constant 2	Risk/ Million
547	0	1.26E-03	0.0E+00	1.05E-03	0.00E+00	0.18	1.57E-01	0.00E+00	1.0E+06	0.0E+00
548	0	1.26E-03	0.0E+00	1.05E-03	0.00E+00	0.18	1.57E-01	0.00E+00	1.0E+06	0.0E+00
549	0	1.26E-03	0.0E+00	1.05E-03	0.00E+00	0.18	1.57E-01	0.00E+00	1.0E+06	0.0E+00
550	0	1.26E-03	0.0E+00	1.05E-03	0.00E+00	0.18	1.57E-01	0.00E+00	1.0E+06	0.0E+00
551	0	1.26E-03	0.0E+00	1.05E-03	0.00E+00	0.18	1.57E-01	0.00E+00	1.0E+06	0.0E+00
552	0	1.26E-03	0.0E+00	1.05E-03	0.00E+00	0.18	1.57E-01	0.00E+00	1.0E+06	0.0E+00
553	0	1.26E-03	0.0E+00	1.05E-03	0.00E+00	0.18	1.57E-01	0.00E+00	1.0E+06	0.0E+00
554	0	1.26E-03	0.0E+00	1.05E-03	0.00E+00	0.18	1.57E-01	0.00E+00	1.0E+06	0.0E+00
555	0	1.26E-03	0.0E+00	1.05E-03	0.00E+00	0.18	1.57E-01	0.00E+00	1.0E+06	0.0E+00
556	0	1.26E-03	0.0E+00	1.05E-03	0.00E+00	0.18	1.57E-01	0.00E+00	1.0E+06	0.0E+00
557	0	1.26E-03	0.0E+00	1.05E-03	0.00E+00	0.18	1.57E-01	0.00E+00	1.0E+06	0.0E+00
558	0	1.26E-03	0.0E+00	1.05E-03	0.00E+00	0.18	1.57E-01	0.00E+00	1.0E+06	0.0E+00
559	0	1.26E-03	0.0E+00	1.05E-03	0.00E+00	0.18	1.57E-01	0.00E+00	1.0E+06	0.0E+00
560	0	1.26E-03	0.0E+00	1.05E-03	0.00E+00	0.18	1.57E-01	0.00E+00	1.0E+06	0.0E+00

Ventura Ranch

P3 (on) - Site Preparation

		Cancer Risk from 2 to 16 years								
Receptor #	Conc	g/sec	Cair	Dose Constant	Dose	ED	Risk Constant	Risk	Constant 2	Risk/ Million
361	0.9775	1.26E-03	1.2E-03	6.05E-04	7.45E-07	0.07	4.71E-02	2.41E-09	1.0E+06	2.4E-03
362	1.0947	1.26E-03	1.4E-03	6.05E-04	8.35E-07	0.07	4.71E-02	2.69E-09	1.0E+06	2.7E-03
363	1.24002	1.26E-03	1.6E-03	6.05E-04	9.45E-07	0.07	4.71E-02	3.05E-09	1.0E+06	3.1E-03
364	1.42081	1.26E-03	1.8E-03	6.05E-04	1.08E-06	0.07	4.71E-02	3.50E-09	1.0E+06	3.5E-03
365	0.98637	1.26E-03	1.2E-03	6.05E-04	7.52E-07	0.07	4.71E-02	2.43E-09	1.0E+06	2.4E-03
366	1.10217	1.26E-03	1.4E-03	6.05E-04	8.40E-07	0.07	4.71E-02	2.71E-09	1.0E+06	2.7E-03
367	1.24497	1.26E-03	1.6E-03	6.05E-04	9.49E-07	0.07	4.71E-02	3.06E-09	1.0E+06	3.1E-03
368	1.42318	1.26E-03	1.8E-03	6.05E-04	1.08E-06	0.07	4.71E-02	3.50E-09	1.0E+06	3.5E-03
369	1.64721	1.26E-03	2.1E-03	6.05E-04	1.26E-06	0.07	4.71E-02	4.05E-09	1.0E+06	4.1E-03
370	1.93194	1.26E-03	2.4E-03	6.05E-04	1.47E-06	0.07	4.71E-02	4.76E-09	1.0E+06	4.8E-03
371	0.99718	1.26E-03	1.3E-03	6.05E-04	7.60E-07	0.07	4.71E-02	2.45E-09	1.0E+06	2.5E-03
372	1.11216	1.26E-03	1.4E-03	6.05E-04	8.48E-07	0.07	4.71E-02	2.74E-09	1.0E+06	2.7E-03
373	1.25295	1.26E-03	1.6E-03	6.05E-04	9.55E-07	0.07	4.71E-02	3.08E-09	1.0E+06	3.1E-03
374	1.42807	1.26E-03	1.8E-03	6.05E-04	1.09E-06	0.07	4.71E-02	3.52E-09	1.0E+06	3.5E-03
375	1.64813	1.26E-03	2.1E-03	6.05E-04	1.26E-06	0.07	4.71E-02	4.06E-09	1.0E+06	4.1E-03
376	1.00783	1.26E-03	1.3E-03	6.05E-04	7.68E-07	0.07	4.71E-02	2.48E-09	1.0E+06	2.5E-03
377	1.12267	1.26E-03	1.4E-03	6.05E-04	8.56E-07	0.07	4.71E-02	2.76E-09	1.0E+06	2.8E-03
378	1.26241	1.26E-03	1.6E-03	6.05E-04	9.62E-07	0.07	4.71E-02	3.11E-09	1.0E+06	3.1E-03
379	1.43415	1.26E-03	1.8E-03	6.05E-04	1.09E-06	0.07	4.71E-02	3.53E-09	1.0E+06	3.5E-03
380	1.65179	1.26E-03	2.1E-03	6.05E-04	1.26E-06	0.07	4.71E-02	4.07E-09	1.0E+06	4.1E-03
381	1.01766	1.26E-03	1.3E-03	6.05E-04	7.76E-07	0.07	4.71E-02	2.51E-09	1.0E+06	2.5E-03
382	1.13131	1.26E-03	1.4E-03	6.05E-04	8.62E-07	0.07	4.71E-02	2.78E-09	1.0E+06	2.8E-03
383	1.26973	1.26E-03	1.6E-03	6.05E-04	9.68E-07	0.07	4.71E-02	3.13E-09	1.0E+06	3.1E-03
384	1.43913	1.26E-03	1.8E-03	6.05E-04	1.10E-06	0.07	4.71E-02	3.54E-09	1.0E+06	3.5E-03
385	1.6539	1.26E-03	2.1E-03	6.05E-04	1.26E-06	0.07	4.71E-02	4.07E-09	1.0E+06	4.1E-03
386	1.0248	1.26E-03	1.3E-03	6.05E-04	7.81E-07	0.07	4.71E-02	2.52E-09	1.0E+06	2.5E-03
387	1.1369	1.26E-03	1.4E-03	6.05E-04	8.67E-07	0.07	4.71E-02	2.80E-09	1.0E+06	2.8E-03
388	1.27229	1.26E-03	1.6E-03	6.05E-04	9.70E-07	0.07	4.71E-02	3.13E-09	1.0E+06	3.1E-03
389	1.43954	1.26E-03	1.8E-03	6.05E-04	1.10E-06	0.07	4.71E-02	3.54E-09	1.0E+06	3.5E-03
390	1.64963	1.26E-03	2.1E-03	6.05E-04	1.26E-06	0.07	4.71E-02	4.06E-09	1.0E+06	4.1E-03
391	1.02688	1.26E-03	1.3E-03	6.05E-04	7.83E-07	0.07	4.71E-02	2.53E-09	1.0E+06	2.5E-03

Ventura Ranch

P3 (on) - Site Preparation

		Cancer Risk from 2 to 16 years								
Receptor #	Conc	g/sec	Cair	Dose Constant	Dose	ED	Risk Constant	Risk	Constant 2	Risk/ Million
392	1.13784	1.26E-03	1.4E-03	6.05E-04	8.67E-07	0.07	4.71E-02	2.80E-09	1.0E+06	2.8E-03
393	1.27074	1.26E-03	1.6E-03	6.05E-04	9.69E-07	0.07	4.71E-02	3.13E-09	1.0E+06	3.1E-03
394	1.43324	1.26E-03	1.8E-03	6.05E-04	1.09E-06	0.07	4.71E-02	3.53E-09	1.0E+06	3.5E-03
395	1.02363	1.26E-03	1.3E-03	6.05E-04	7.80E-07	0.07	4.71E-02	2.52E-09	1.0E+06	2.5E-03
396	1.13283	1.26E-03	1.4E-03	6.05E-04	8.64E-07	0.07	4.71E-02	2.79E-09	1.0E+06	2.8E-03
397	1.26196	1.26E-03	1.6E-03	6.05E-04	9.62E-07	0.07	4.71E-02	3.11E-09	1.0E+06	3.1E-03
398	1.41876	1.26E-03	1.8E-03	6.05E-04	1.08E-06	0.07	4.71E-02	3.49E-09	1.0E+06	3.5E-03
399	1.01382	1.26E-03	1.3E-03	6.05E-04	7.73E-07	0.07	4.71E-02	2.50E-09	1.0E+06	2.5E-03
400	1.12096	1.26E-03	1.4E-03	6.05E-04	8.55E-07	0.07	4.71E-02	2.76E-09	1.0E+06	2.8E-03
401	1.2461	1.26E-03	1.6E-03	6.05E-04	9.50E-07	0.07	4.71E-02	3.07E-09	1.0E+06	3.1E-03
402	1.39674	1.26E-03	1.8E-03	6.05E-04	1.06E-06	0.07	4.71E-02	3.44E-09	1.0E+06	3.4E-03
403	1.58089	1.26E-03	2.0E-03	6.05E-04	1.21E-06	0.07	4.71E-02	3.89E-09	1.0E+06	3.9E-03
404	0.99817	1.26E-03	1.3E-03	6.05E-04	7.61E-07	0.07	4.71E-02	2.46E-09	1.0E+06	2.5E-03
405	1.10226	1.26E-03	1.4E-03	6.05E-04	8.40E-07	0.07	4.71E-02	2.71E-09	1.0E+06	2.7E-03
406	1.22329	1.26E-03	1.5E-03	6.05E-04	9.33E-07	0.07	4.71E-02	3.01E-09	1.0E+06	3.0E-03
407	1.36731	1.26E-03	1.7E-03	6.05E-04	1.04E-06	0.07	4.71E-02	3.37E-09	1.0E+06	3.4E-03
408	1.54195	1.26E-03	1.9E-03	6.05E-04	1.18E-06	0.07	4.71E-02	3.80E-09	1.0E+06	3.8E-03
409	1.75912	1.26E-03	2.2E-03	6.05E-04	1.34E-06	0.07	4.71E-02	4.33E-09	1.0E+06	4.3E-03
410	2.03672	1.26E-03	2.6E-03	6.05E-04	1.55E-06	0.07	4.71E-02	5.01E-09	1.0E+06	5.0E-03
411	2.40326	1.26E-03	3.0E-03	6.05E-04	1.83E-06	0.07	4.71E-02	5.92E-09	1.0E+06	5.9E-03
412	1.07572	1.26E-03	1.4E-03	6.05E-04	8.20E-07	0.07	4.71E-02	2.65E-09	1.0E+06	2.6E-03
413	1.19163	1.26E-03	1.5E-03	6.05E-04	9.08E-07	0.07	4.71E-02	2.93E-09	1.0E+06	2.9E-03
414	1.32882	1.26E-03	1.7E-03	6.05E-04	1.01E-06	0.07	4.71E-02	3.27E-09	1.0E+06	3.3E-03
415	1.49403	1.26E-03	1.9E-03	6.05E-04	1.14E-06	0.07	4.71E-02	3.68E-09	1.0E+06	3.7E-03
416	1.6981	1.26E-03	2.1E-03	6.05E-04	1.29E-06	0.07	4.71E-02	4.18E-09	1.0E+06	4.2E-03
417	1.95566	1.26E-03	2.5E-03	6.05E-04	1.49E-06	0.07	4.71E-02	4.81E-09	1.0E+06	4.8E-03
418	2.29269	1.26E-03	2.9E-03	6.05E-04	1.75E-06	0.07	4.71E-02	5.64E-09	1.0E+06	5.6E-03
419	2.75273	1.26E-03	3.5E-03	6.05E-04	2.10E-06	0.07	4.71E-02	6.78E-09	1.0E+06	6.8E-03
420	3.40803	1.26E-03	4.3E-03	6.05E-04	2.60E-06	0.07	4.71E-02	8.39E-09	1.0E+06	8.4E-03
421	1.03644	1.26E-03	1.3E-03	6.05E-04	7.90E-07	0.07	4.71E-02	2.55E-09	1.0E+06	2.6E-03
422	1.15038	1.26E-03	1.4E-03	6.05E-04	8.77E-07	0.07	4.71E-02	2.83E-09	1.0E+06	2.8E-03

Ventura Ranch

P3 (on) - Site Preparation

		Cancer Risk from 2 to 16 years								
Receptor #	Conc	g/sec	Cair	Dose Constant	Dose	ED	Risk Constant	Risk	Constant 2	Risk/ Million
423	1.28046	1.26E-03	1.6E-03	6.05E-04	9.76E-07	0.07	4.71E-02	3.15E-09	1.0E+06	3.2E-03
424	1.43647	1.26E-03	1.8E-03	6.05E-04	1.10E-06	0.07	4.71E-02	3.54E-09	1.0E+06	3.5E-03
425	1.62742	1.26E-03	2.1E-03	6.05E-04	1.24E-06	0.07	4.71E-02	4.01E-09	1.0E+06	4.0E-03
426	1.86591	1.26E-03	2.4E-03	6.05E-04	1.42E-06	0.07	4.71E-02	4.59E-09	1.0E+06	4.6E-03
427	2.17534	1.26E-03	2.7E-03	6.05E-04	1.66E-06	0.07	4.71E-02	5.35E-09	1.0E+06	5.4E-03
428	2.59385	1.26E-03	3.3E-03	6.05E-04	1.98E-06	0.07	4.71E-02	6.39E-09	1.0E+06	6.4E-03
429	3.19048	1.26E-03	4.0E-03	6.05E-04	2.43E-06	0.07	4.71E-02	7.85E-09	1.0E+06	7.9E-03
430	4.0938	1.26E-03	5.2E-03	6.05E-04	3.12E-06	0.07	4.71E-02	1.01E-08	1.0E+06	1.0E-02
431	5.52788	1.26E-03	7.0E-03	6.05E-04	4.21E-06	0.07	4.71E-02	1.36E-08	1.0E+06	1.4E-02
432	7.88775	1.26E-03	9.9E-03	6.05E-04	6.01E-06	0.07	4.71E-02	1.94E-08	1.0E+06	1.9E-02
433	1.09933	1.26E-03	1.4E-03	6.05E-04	8.38E-07	0.07	4.71E-02	2.71E-09	1.0E+06	2.7E-03
434	1.22199	1.26E-03	1.5E-03	6.05E-04	9.32E-07	0.07	4.71E-02	3.01E-09	1.0E+06	3.0E-03
435	1.36815	1.26E-03	1.7E-03	6.05E-04	1.04E-06	0.07	4.71E-02	3.37E-09	1.0E+06	3.4E-03
436	1.54582	1.26E-03	1.9E-03	6.05E-04	1.18E-06	0.07	4.71E-02	3.81E-09	1.0E+06	3.8E-03
437	1.76615	1.26E-03	2.2E-03	6.05E-04	1.35E-06	0.07	4.71E-02	4.35E-09	1.0E+06	4.3E-03
438	2.04905	1.26E-03	2.6E-03	6.05E-04	1.56E-06	0.07	4.71E-02	5.04E-09	1.0E+06	5.0E-03
439	2.42795	1.26E-03	3.1E-03	6.05E-04	1.85E-06	0.07	4.71E-02	5.98E-09	1.0E+06	6.0E-03
440	2.9641	1.26E-03	3.7E-03	6.05E-04	2.26E-06	0.07	4.71E-02	7.30E-09	1.0E+06	7.3E-03
441	3.78173	1.26E-03	4.8E-03	6.05E-04	2.88E-06	0.07	4.71E-02	9.31E-09	1.0E+06	9.3E-03
442	5.12149	1.26E-03	6.5E-03	6.05E-04	3.90E-06	0.07	4.71E-02	1.26E-08	1.0E+06	1.3E-02
443	1.03953	1.26E-03	1.3E-03	6.05E-04	7.93E-07	0.07	4.71E-02	2.56E-09	1.0E+06	2.6E-03
444	1.15373	1.26E-03	1.5E-03	6.05E-04	8.80E-07	0.07	4.71E-02	2.84E-09	1.0E+06	2.8E-03
445	1.28906	1.26E-03	1.6E-03	6.05E-04	9.83E-07	0.07	4.71E-02	3.17E-09	1.0E+06	3.2E-03
446	1.45266	1.26E-03	1.8E-03	6.05E-04	1.11E-06	0.07	4.71E-02	3.58E-09	1.0E+06	3.6E-03
447	1.65507	1.26E-03	2.1E-03	6.05E-04	1.26E-06	0.07	4.71E-02	4.07E-09	1.0E+06	4.1E-03
448	1.91271	1.26E-03	2.4E-03	6.05E-04	1.46E-06	0.07	4.71E-02	4.71E-09	1.0E+06	4.7E-03
449	2.25378	1.26E-03	2.8E-03	6.05E-04	1.72E-06	0.07	4.71E-02	5.55E-09	1.0E+06	5.5E-03
450	2.72919	1.26E-03	3.4E-03	6.05E-04	2.08E-06	0.07	4.71E-02	6.72E-09	1.0E+06	6.7E-03
451	3.44856	1.26E-03	4.3E-03	6.05E-04	2.63E-06	0.07	4.71E-02	8.49E-09	1.0E+06	8.5E-03
452	4.64568	1.26E-03	5.9E-03	6.05E-04	3.54E-06	0.07	4.71E-02	1.14E-08	1.0E+06	1.1E-02
453	0.9668	1.26E-03	1.2E-03	6.05E-04	7.37E-07	0.07	4.71E-02	2.38E-09	1.0E+06	2.4E-03

Ventura Ranch

P3 (on) - Site Preparation

							Cancer Risk from 2 to 16 years			
Receptor #	Conc	g/sec	Cair	Dose Constant	Dose	ED	Risk Constant	Risk	Constant 2	Risk/ Million
454	1.07202	1.26E-03	1.4E-03	6.05E-04	8.17E-07	0.07	4.71E-02	2.64E-09	1.0E+06	2.6E-03
455	1.19758	1.26E-03	1.5E-03	6.05E-04	9.13E-07	0.07	4.71E-02	2.95E-09	1.0E+06	2.9E-03
456	1.34712	1.26E-03	1.7E-03	6.05E-04	1.03E-06	0.07	4.71E-02	3.32E-09	1.0E+06	3.3E-03
457	1.53024	1.26E-03	1.9E-03	6.05E-04	1.17E-06	0.07	4.71E-02	3.77E-09	1.0E+06	3.8E-03
458	1.7624	1.26E-03	2.2E-03	6.05E-04	1.34E-06	0.07	4.71E-02	4.34E-09	1.0E+06	4.3E-03
459	2.06707	1.26E-03	2.6E-03	6.05E-04	1.58E-06	0.07	4.71E-02	5.09E-09	1.0E+06	5.1E-03
460	2.48495	1.26E-03	3.1E-03	6.05E-04	1.89E-06	0.07	4.71E-02	6.12E-09	1.0E+06	6.1E-03
461	3.10199	1.26E-03	3.9E-03	6.05E-04	2.36E-06	0.07	4.71E-02	7.64E-09	1.0E+06	7.6E-03
462	4.12204	1.26E-03	5.2E-03	6.05E-04	3.14E-06	0.07	4.71E-02	1.01E-08	1.0E+06	1.0E-02
463	1.59576	1.26E-03	2.0E-03	6.05E-04	1.22E-06	0.07	4.71E-02	3.93E-09	1.0E+06	3.9E-03
464	1.86158	1.26E-03	2.3E-03	6.05E-04	1.42E-06	0.07	4.71E-02	4.58E-09	1.0E+06	4.6E-03
465	2.22093	1.26E-03	2.8E-03	6.05E-04	1.69E-06	0.07	4.71E-02	5.47E-09	1.0E+06	5.5E-03
466	2.74133	1.26E-03	3.5E-03	6.05E-04	2.09E-06	0.07	4.71E-02	6.75E-09	1.0E+06	6.7E-03
467	3.57348	1.26E-03	4.5E-03	6.05E-04	2.72E-06	0.07	4.71E-02	8.80E-09	1.0E+06	8.8E-03
468	0	1.26E-03	0.0E+00	6.05E-04	0.00E+00	0.07	4.71E-02	0.00E+00	1.0E+06	0.0E+00
469	0	1.26E-03	0.0E+00	6.05E-04	0.00E+00	0.07	4.71E-02	0.00E+00	1.0E+06	0.0E+00
470	0	1.26E-03	0.0E+00	6.05E-04	0.00E+00	0.07	4.71E-02	0.00E+00	1.0E+06	0.0E+00
471	0	1.26E-03	0.0E+00	6.05E-04	0.00E+00	0.07	4.71E-02	0.00E+00	1.0E+06	0.0E+00
472	0	1.26E-03	0.0E+00	6.05E-04	0.00E+00	0.07	4.71E-02	0.00E+00	1.0E+06	0.0E+00
473	0	1.26E-03	0.0E+00	6.05E-04	0.00E+00	0.07	4.71E-02	0.00E+00	1.0E+06	0.0E+00
474	0	1.26E-03	0.0E+00	6.05E-04	0.00E+00	0.07	4.71E-02	0.00E+00	1.0E+06	0.0E+00
475	0	1.26E-03	0.0E+00	6.05E-04	0.00E+00	0.07	4.71E-02	0.00E+00	1.0E+06	0.0E+00
476	0	1.26E-03	0.0E+00	6.05E-04	0.00E+00	0.07	4.71E-02	0.00E+00	1.0E+06	0.0E+00
477	0	1.26E-03	0.0E+00	6.05E-04	0.00E+00	0.07	4.71E-02	0.00E+00	1.0E+06	0.0E+00
478	0	1.26E-03	0.0E+00	6.05E-04	0.00E+00	0.07	4.71E-02	0.00E+00	1.0E+06	0.0E+00
479	0	1.26E-03	0.0E+00	6.05E-04	0.00E+00	0.07	4.71E-02	0.00E+00	1.0E+06	0.0E+00
480	0	1.26E-03	0.0E+00	6.05E-04	0.00E+00	0.07	4.71E-02	0.00E+00	1.0E+06	0.0E+00
481	0	1.26E-03	0.0E+00	6.05E-04	0.00E+00	0.07	4.71E-02	0.00E+00	1.0E+06	0.0E+00
482	0	1.26E-03	0.0E+00	6.05E-04	0.00E+00	0.07	4.71E-02	0.00E+00	1.0E+06	0.0E+00
483	0	1.26E-03	0.0E+00	6.05E-04	0.00E+00	0.07	4.71E-02	0.00E+00	1.0E+06	0.0E+00
484	0	1.26E-03	0.0E+00	6.05E-04	0.00E+00	0.07	4.71E-02	0.00E+00	1.0E+06	0.0E+00

Ventura Ranch

P3 (on) - Site Preparation

							Cancer Risk from 2 to 16 years			
Receptor #	Conc	g/sec	Cair	Dose Constant	Dose	ED	Risk Constant	Risk	Constant 2	Risk/ Million
485	0	1.26E-03	0.0E+00	6.05E-04	0.00E+00	0.07	4.71E-02	0.00E+00	1.0E+06	0.0E+00
486	0	1.26E-03	0.0E+00	6.05E-04	0.00E+00	0.07	4.71E-02	0.00E+00	1.0E+06	0.0E+00
487	0	1.26E-03	0.0E+00	6.05E-04	0.00E+00	0.07	4.71E-02	0.00E+00	1.0E+06	0.0E+00
488	0	1.26E-03	0.0E+00	6.05E-04	0.00E+00	0.07	4.71E-02	0.00E+00	1.0E+06	0.0E+00
489	0	1.26E-03	0.0E+00	6.05E-04	0.00E+00	0.07	4.71E-02	0.00E+00	1.0E+06	0.0E+00
490	0	1.26E-03	0.0E+00	6.05E-04	0.00E+00	0.07	4.71E-02	0.00E+00	1.0E+06	0.0E+00
491	0	1.26E-03	0.0E+00	6.05E-04	0.00E+00	0.07	4.71E-02	0.00E+00	1.0E+06	0.0E+00
492	0	1.26E-03	0.0E+00	6.05E-04	0.00E+00	0.07	4.71E-02	0.00E+00	1.0E+06	0.0E+00
493	0	1.26E-03	0.0E+00	6.05E-04	0.00E+00	0.07	4.71E-02	0.00E+00	1.0E+06	0.0E+00
494	0	1.26E-03	0.0E+00	6.05E-04	0.00E+00	0.07	4.71E-02	0.00E+00	1.0E+06	0.0E+00
495	0	1.26E-03	0.0E+00	6.05E-04	0.00E+00	0.07	4.71E-02	0.00E+00	1.0E+06	0.0E+00
496	0	1.26E-03	0.0E+00	6.05E-04	0.00E+00	0.07	4.71E-02	0.00E+00	1.0E+06	0.0E+00
497	0	1.26E-03	0.0E+00	6.05E-04	0.00E+00	0.07	4.71E-02	0.00E+00	1.0E+06	0.0E+00
498	0	1.26E-03	0.0E+00	6.05E-04	0.00E+00	0.07	4.71E-02	0.00E+00	1.0E+06	0.0E+00
499	0	1.26E-03	0.0E+00	6.05E-04	0.00E+00	0.07	4.71E-02	0.00E+00	1.0E+06	0.0E+00
500	0	1.26E-03	0.0E+00	6.05E-04	0.00E+00	0.07	4.71E-02	0.00E+00	1.0E+06	0.0E+00
501	0	1.26E-03	0.0E+00	6.05E-04	0.00E+00	0.07	4.71E-02	0.00E+00	1.0E+06	0.0E+00
502	0	1.26E-03	0.0E+00	6.05E-04	0.00E+00	0.07	4.71E-02	0.00E+00	1.0E+06	0.0E+00
503	0	1.26E-03	0.0E+00	6.05E-04	0.00E+00	0.07	4.71E-02	0.00E+00	1.0E+06	0.0E+00
504	0	1.26E-03	0.0E+00	6.05E-04	0.00E+00	0.07	4.71E-02	0.00E+00	1.0E+06	0.0E+00
505	0	1.26E-03	0.0E+00	6.05E-04	0.00E+00	0.07	4.71E-02	0.00E+00	1.0E+06	0.0E+00
506	0	1.26E-03	0.0E+00	6.05E-04	0.00E+00	0.07	4.71E-02	0.00E+00	1.0E+06	0.0E+00
507	0	1.26E-03	0.0E+00	6.05E-04	0.00E+00	0.07	4.71E-02	0.00E+00	1.0E+06	0.0E+00
508	0	1.26E-03	0.0E+00	6.05E-04	0.00E+00	0.07	4.71E-02	0.00E+00	1.0E+06	0.0E+00
509	0	1.26E-03	0.0E+00	6.05E-04	0.00E+00	0.07	4.71E-02	0.00E+00	1.0E+06	0.0E+00
510	0	1.26E-03	0.0E+00	6.05E-04	0.00E+00	0.07	4.71E-02	0.00E+00	1.0E+06	0.0E+00
511	0	1.26E-03	0.0E+00	6.05E-04	0.00E+00	0.07	4.71E-02	0.00E+00	1.0E+06	0.0E+00
512	0	1.26E-03	0.0E+00	6.05E-04	0.00E+00	0.07	4.71E-02	0.00E+00	1.0E+06	0.0E+00
513	0	1.26E-03	0.0E+00	6.05E-04	0.00E+00	0.07	4.71E-02	0.00E+00	1.0E+06	0.0E+00
514	0	1.26E-03	0.0E+00	6.05E-04	0.00E+00	0.07	4.71E-02	0.00E+00	1.0E+06	0.0E+00
515	0	1.26E-03	0.0E+00	6.05E-04	0.00E+00	0.07	4.71E-02	0.00E+00	1.0E+06	0.0E+00

Ventura Ranch

P3 (on) - Site Preparation

		Cancer Risk from 2 to 16 years								
Receptor #	Conc	g/sec	Cair	Dose Constant	Dose	ED	Risk Constant	Risk	Constant 2	Risk/ Million
516	0	1.26E-03	0.0E+00	6.05E-04	0.00E+00	0.07	4.71E-02	0.00E+00	1.0E+06	0.0E+00
517	0	1.26E-03	0.0E+00	6.05E-04	0.00E+00	0.07	4.71E-02	0.00E+00	1.0E+06	0.0E+00
518	0	1.26E-03	0.0E+00	6.05E-04	0.00E+00	0.07	4.71E-02	0.00E+00	1.0E+06	0.0E+00
519	0	1.26E-03	0.0E+00	6.05E-04	0.00E+00	0.07	4.71E-02	0.00E+00	1.0E+06	0.0E+00
520	0	1.26E-03	0.0E+00	6.05E-04	0.00E+00	0.07	4.71E-02	0.00E+00	1.0E+06	0.0E+00
521	0	1.26E-03	0.0E+00	6.05E-04	0.00E+00	0.07	4.71E-02	0.00E+00	1.0E+06	0.0E+00
522	0	1.26E-03	0.0E+00	6.05E-04	0.00E+00	0.07	4.71E-02	0.00E+00	1.0E+06	0.0E+00
523	0	1.26E-03	0.0E+00	6.05E-04	0.00E+00	0.07	4.71E-02	0.00E+00	1.0E+06	0.0E+00
524	0	1.26E-03	0.0E+00	6.05E-04	0.00E+00	0.07	4.71E-02	0.00E+00	1.0E+06	0.0E+00
525	0	1.26E-03	0.0E+00	6.05E-04	0.00E+00	0.07	4.71E-02	0.00E+00	1.0E+06	0.0E+00
526	0	1.26E-03	0.0E+00	6.05E-04	0.00E+00	0.07	4.71E-02	0.00E+00	1.0E+06	0.0E+00
527	0	1.26E-03	0.0E+00	6.05E-04	0.00E+00	0.07	4.71E-02	0.00E+00	1.0E+06	0.0E+00
528	0	1.26E-03	0.0E+00	6.05E-04	0.00E+00	0.07	4.71E-02	0.00E+00	1.0E+06	0.0E+00
529	0	1.26E-03	0.0E+00	6.05E-04	0.00E+00	0.07	4.71E-02	0.00E+00	1.0E+06	0.0E+00
530	0	1.26E-03	0.0E+00	6.05E-04	0.00E+00	0.07	4.71E-02	0.00E+00	1.0E+06	0.0E+00
531	0	1.26E-03	0.0E+00	6.05E-04	0.00E+00	0.07	4.71E-02	0.00E+00	1.0E+06	0.0E+00
532	0	1.26E-03	0.0E+00	6.05E-04	0.00E+00	0.07	4.71E-02	0.00E+00	1.0E+06	0.0E+00
533	0	1.26E-03	0.0E+00	6.05E-04	0.00E+00	0.07	4.71E-02	0.00E+00	1.0E+06	0.0E+00
534	0	1.26E-03	0.0E+00	6.05E-04	0.00E+00	0.07	4.71E-02	0.00E+00	1.0E+06	0.0E+00
535	0	1.26E-03	0.0E+00	6.05E-04	0.00E+00	0.07	4.71E-02	0.00E+00	1.0E+06	0.0E+00
536	0	1.26E-03	0.0E+00	6.05E-04	0.00E+00	0.07	4.71E-02	0.00E+00	1.0E+06	0.0E+00
537	0	1.26E-03	0.0E+00	6.05E-04	0.00E+00	0.07	4.71E-02	0.00E+00	1.0E+06	0.0E+00
538	0	1.26E-03	0.0E+00	6.05E-04	0.00E+00	0.07	4.71E-02	0.00E+00	1.0E+06	0.0E+00
539	0	1.26E-03	0.0E+00	6.05E-04	0.00E+00	0.07	4.71E-02	0.00E+00	1.0E+06	0.0E+00
540	0	1.26E-03	0.0E+00	6.05E-04	0.00E+00	0.07	4.71E-02	0.00E+00	1.0E+06	0.0E+00
541	0	1.26E-03	0.0E+00	6.05E-04	0.00E+00	0.07	4.71E-02	0.00E+00	1.0E+06	0.0E+00
542	0	1.26E-03	0.0E+00	6.05E-04	0.00E+00	0.07	4.71E-02	0.00E+00	1.0E+06	0.0E+00
543	0	1.26E-03	0.0E+00	6.05E-04	0.00E+00	0.07	4.71E-02	0.00E+00	1.0E+06	0.0E+00
544	0	1.26E-03	0.0E+00	6.05E-04	0.00E+00	0.07	4.71E-02	0.00E+00	1.0E+06	0.0E+00
545	0	1.26E-03	0.0E+00	6.05E-04	0.00E+00	0.07	4.71E-02	0.00E+00	1.0E+06	0.0E+00
546	0	1.26E-03	0.0E+00	6.05E-04	0.00E+00	0.07	4.71E-02	0.00E+00	1.0E+06	0.0E+00

Ventura Ranch

P3 (on) - Site Preparation

		Cancer Risk from 2 to 16 years								
Receptor #	Conc	g/sec	Cair	Dose Constant	Dose	ED	Risk Constant	Risk	Constant 2	Risk/ Million
547	0	1.26E-03	0.0E+00	6.05E-04	0.00E+00	0.07	4.71E-02	0.00E+00	1.0E+06	0.0E+00
548	0	1.26E-03	0.0E+00	6.05E-04	0.00E+00	0.07	4.71E-02	0.00E+00	1.0E+06	0.0E+00
549	0	1.26E-03	0.0E+00	6.05E-04	0.00E+00	0.07	4.71E-02	0.00E+00	1.0E+06	0.0E+00
550	0	1.26E-03	0.0E+00	6.05E-04	0.00E+00	0.07	4.71E-02	0.00E+00	1.0E+06	0.0E+00
551	0	1.26E-03	0.0E+00	6.05E-04	0.00E+00	0.07	4.71E-02	0.00E+00	1.0E+06	0.0E+00
552	0	1.26E-03	0.0E+00	6.05E-04	0.00E+00	0.07	4.71E-02	0.00E+00	1.0E+06	0.0E+00
553	0	1.26E-03	0.0E+00	6.05E-04	0.00E+00	0.07	4.71E-02	0.00E+00	1.0E+06	0.0E+00
554	0	1.26E-03	0.0E+00	6.05E-04	0.00E+00	0.07	4.71E-02	0.00E+00	1.0E+06	0.0E+00
555	0	1.26E-03	0.0E+00	6.05E-04	0.00E+00	0.07	4.71E-02	0.00E+00	1.0E+06	0.0E+00
556	0	1.26E-03	0.0E+00	6.05E-04	0.00E+00	0.07	4.71E-02	0.00E+00	1.0E+06	0.0E+00
557	0	1.26E-03	0.0E+00	6.05E-04	0.00E+00	0.07	4.71E-02	0.00E+00	1.0E+06	0.0E+00
558	0	1.26E-03	0.0E+00	6.05E-04	0.00E+00	0.07	4.71E-02	0.00E+00	1.0E+06	0.0E+00
559	0	1.26E-03	0.0E+00	6.05E-04	0.00E+00	0.07	4.71E-02	0.00E+00	1.0E+06	0.0E+00
560	0	1.26E-03	0.0E+00	6.05E-04	0.00E+00	0.07	4.71E-02	0.00E+00	1.0E+06	0.0E+00

Ventura Ranch
P2 (on) - Site Preparation

Max Cancer Risk Cancer Risk	
Receptor #	**Total Risk/ Million**
361	3.8E-02
362	4.3E-02
363	4.9E-02
364	5.6E-02
365	3.9E-02
366	4.3E-02
367	4.9E-02
368	5.6E-02
369	6.5E-02
370	7.6E-02
371	3.9E-02
372	4.4E-02
373	4.9E-02
374	5.6E-02
375	6.5E-02
376	4.0E-02
377	4.4E-02
378	5.0E-02
379	5.6E-02
380	6.5E-02
381	4.0E-02
382	4.4E-02
383	5.0E-02
384	5.7E-02
385	6.5E-02
386	4.0E-02
387	4.5E-02
388	5.0E-02
389	5.7E-02
390	6.5E-02
391	4.0E-02

Max	**Receptor #**	
0.310	432	Res

Chronic Non Cancer Risk	
REL	**HI Offroad**
5	2.46E-04
5	2.76E-04
5	3.12E-04
5	3.58E-04
5	2.49E-04
5	2.78E-04
5	3.14E-04
5	3.59E-04
5	4.15E-04
5	4.87E-04
5	2.51E-04
5	2.80E-04
5	3.16E-04
5	3.60E-04
5	4.15E-04
5	2.54E-04
5	2.83E-04
5	3.18E-04
5	3.61E-04
5	4.16E-04
5	2.56E-04
5	2.85E-04
5	3.20E-04
5	3.63E-04
5	4.17E-04
5	2.58E-04
5	2.86E-04
5	3.21E-04
5	3.63E-04
5	4.16E-04
5	2.59E-04

Max	**Receptor #**	
1.988E-03	432	Res

Ventura Ranch
P2 (on) - Site Preparation

Max Cancer Risk Cancer Risk		*Chronic Non Cancer Risk*	
Receptor #	Total Risk/ Million	REL	HI Offroad
392	4.5E-02	5	2.87E-04
393	5.0E-02	5	3.20E-04
394	5.6E-02	5	3.61E-04
395	4.0E-02	5	2.58E-04
396	4.5E-02	5	2.85E-04
397	5.0E-02	5	3.18E-04
398	5.6E-02	5	3.58E-04
399	4.0E-02	5	2.55E-04
400	4.4E-02	5	2.82E-04
401	4.9E-02	5	3.14E-04
402	5.5E-02	5	3.52E-04
403	6.2E-02	5	3.98E-04
404	3.9E-02	5	2.52E-04
405	4.3E-02	5	2.78E-04
406	4.8E-02	5	3.08E-04
407	5.4E-02	5	3.45E-04
408	6.1E-02	5	3.89E-04
409	6.9E-02	5	4.43E-04
410	8.0E-02	5	5.13E-04
411	9.4E-02	5	6.06E-04
412	4.2E-02	5	2.71E-04
413	4.7E-02	5	3.00E-04
414	5.2E-02	5	3.35E-04
415	5.9E-02	5	3.76E-04
416	6.7E-02	5	4.28E-04
417	7.7E-02	5	4.93E-04
418	9.0E-02	5	5.78E-04
419	1.1E-01	5	6.94E-04
420	1.3E-01	5	8.59E-04
421	4.1E-02	5	2.61E-04
422	4.5E-02	5	2.90E-04

Ventura Ranch
P2 (on) - Site Preparation

Max Cancer Risk Cancer Risk		*Chronic Non Cancer Risk*	
Receptor #	Total Risk/ Million	REL	HI Offroad
423	5.0E-02	5	3.23E-04
424	5.6E-02	5	3.62E-04
425	6.4E-02	5	4.10E-04
426	7.3E-02	5	4.70E-04
427	8.6E-02	5	5.48E-04
428	1.0E-01	5	6.54E-04
429	1.3E-01	5	8.04E-04
430	1.6E-01	5	1.03E-03
431	2.2E-01	5	1.39E-03
432	3.1E-01	5	1.99E-03
433	4.3E-02	5	2.77E-04
434	4.8E-02	5	3.08E-04
435	5.4E-02	5	3.45E-04
436	6.1E-02	5	3.90E-04
437	6.9E-02	5	4.45E-04
438	8.1E-02	5	5.16E-04
439	9.5E-02	5	6.12E-04
440	1.2E-01	5	7.47E-04
441	1.5E-01	5	9.53E-04
442	2.0E-01	5	1.29E-03
443	4.1E-02	5	2.62E-04
444	4.5E-02	5	2.91E-04
445	5.1E-02	5	3.25E-04
446	5.7E-02	5	3.66E-04
447	6.5E-02	5	4.17E-04
448	7.5E-02	5	4.82E-04
449	8.9E-02	5	5.68E-04
450	1.1E-01	5	6.88E-04
451	1.4E-01	5	8.69E-04
452	1.8E-01	5	1.17E-03
453	3.8E-02	5	2.44E-04

Ventura Ranch
P2 (on) - Site Preparation

Max Cancer Risk Cancer Risk		*Chronic Non Cancer Risk*	
Receptor #	Total Risk/ Million	REL	HI Offroad
454	4.2E-02	5	2.70E-04
455	4.7E-02	5	3.02E-04
456	5.3E-02	5	3.39E-04
457	6.0E-02	5	3.86E-04
458	6.9E-02	5	4.44E-04
459	8.1E-02	5	5.21E-04
460	9.8E-02	5	6.26E-04
461	1.2E-01	5	7.82E-04
462	1.6E-01	5	1.04E-03
463	6.3E-02	5	4.02E-04
464	7.3E-02	5	4.69E-04
465	8.7E-02	5	5.60E-04
466	1.1E-01	5	6.91E-04
467	1.4E-01	5	9.01E-04
468	0.0E+00	5	0.00E+00
469	0.0E+00	5	0.00E+00
470	0.0E+00	5	0.00E+00
471	0.0E+00	5	0.00E+00
472	0.0E+00	5	0.00E+00
473	0.0E+00	5	0.00E+00
474	0.0E+00	5	0.00E+00
475	0.0E+00	5	0.00E+00
476	0.0E+00	5	0.00E+00
477	0.0E+00	5	0.00E+00
478	0.0E+00	5	0.00E+00
479	0.0E+00	5	0.00E+00
480	0.0E+00	5	0.00E+00
481	0.0E+00	5	0.00E+00
482	0.0E+00	5	0.00E+00
483	0.0E+00	5	0.00E+00
484	0.0E+00	5	0.00E+00

Ventura Ranch
P2 (on) - Site Preparation

Max Cancer Risk Cancer Risk	
Receptor #	Total Risk/ Million
485	0.0E+00
486	0.0E+00
487	0.0E+00
488	0.0E+00
489	0.0E+00
490	0.0E+00
491	0.0E+00
492	0.0E+00
493	0.0E+00
494	0.0E+00
495	0.0E+00
496	0.0E+00
497	0.0E+00
498	0.0E+00
499	0.0E+00
500	0.0E+00
501	0.0E+00
502	0.0E+00
503	0.0E+00
504	0.0E+00
505	0.0E+00
506	0.0E+00
507	0.0E+00
508	0.0E+00
509	0.0E+00
510	0.0E+00
511	0.0E+00
512	0.0E+00
513	0.0E+00
514	0.0E+00
515	0.0E+00

Chronic Non Cancer Risk	
REL	HI Offroad
5	0.00E+00
5	0.00E+00
5	0.00E+00
5	0.00E+00
5	0.00E+00
5	0.00E+00
5	0.00E+00
5	0.00E+00
5	0.00E+00
5	0.00E+00
5	0.00E+00
5	0.00E+00
5	0.00E+00
5	0.00E+00
5	0.00E+00
5	0.00E+00
5	0.00E+00
5	0.00E+00
5	0.00E+00
5	0.00E+00
5	0.00E+00
5	0.00E+00
5	0.00E+00
5	0.00E+00
5	0.00E+00
5	0.00E+00
5	0.00E+00
5	0.00E+00
5	0.00E+00
5	0.00E+00
5	0.00E+00

Ventura Ranch
P2 (on) - Site Preparation

Max Cancer Risk Cancer Risk	
Receptor #	**Total Risk/ Million**
516	0.0E+00
517	0.0E+00
518	0.0E+00
519	0.0E+00
520	0.0E+00
521	0.0E+00
522	0.0E+00
523	0.0E+00
524	0.0E+00
525	0.0E+00
526	0.0E+00
527	0.0E+00
528	0.0E+00
529	0.0E+00
530	0.0E+00
531	0.0E+00
532	0.0E+00
533	0.0E+00
534	0.0E+00
535	0.0E+00
536	0.0E+00
537	0.0E+00
538	0.0E+00
539	0.0E+00
540	0.0E+00
541	0.0E+00
542	0.0E+00
543	0.0E+00
544	0.0E+00
545	0.0E+00
546	0.0E+00

Chronic Non Cancer Risk	
REL	**HI Offroad**
5	0.00E+00
5	0.00E+00
5	0.00E+00
5	0.00E+00
5	0.00E+00
5	0.00E+00
5	0.00E+00
5	0.00E+00
5	0.00E+00
5	0.00E+00
5	0.00E+00
5	0.00E+00
5	0.00E+00
5	0.00E+00
5	0.00E+00
5	0.00E+00
5	0.00E+00
5	0.00E+00
5	0.00E+00
5	0.00E+00
5	0.00E+00
5	0.00E+00
5	0.00E+00
5	0.00E+00
5	0.00E+00
5	0.00E+00
5	0.00E+00
5	0.00E+00
5	0.00E+00
5	0.00E+00
5	0.00E+00
5	0.00E+00

Ventura Ranch
P2 (on) - Site Preparation

Max Cancer Risk Cancer Risk		*Chronic Non Cancer Risk*	
Receptor #	**Total Risk/ Million**	**REL**	**HI Offroad**
547	0.0E+00	5	0.00E+00
548	0.0E+00	5	0.00E+00
549	0.0E+00	5	0.00E+00
550	0.0E+00	5	0.00E+00
551	0.0E+00	5	0.00E+00
552	0.0E+00	5	0.00E+00
553	0.0E+00	5	0.00E+00
554	0.0E+00	5	0.00E+00
555	0.0E+00	5	0.00E+00
556	0.0E+00	5	0.00E+00
557	0.0E+00	5	0.00E+00
558	0.0E+00	5	0.00E+00
559	0.0E+00	5	0.00E+00
560	0.0E+00	5	0.00E+00

Ventura Ranch
P3 (on) - Grading

							Cancer Risk from 2 to 16 years			
Receptor #	Conc	g/sec	Cair	Dose Constant	Dose	ED	Risk Constant	Risk	Constant 2	Risk/ Million
361	0.9775	7.56E-04	7.4E-04	6.05E-04	4.47E-07	0.08	4.71E-02	1.73E-09	1.0E+06	1.7E-03
362	1.0947	7.56E-04	8.3E-04	6.05E-04	5.01E-07	0.08	4.71E-02	1.94E-09	1.0E+06	1.9E-03
363	1.24002	7.56E-04	9.4E-04	6.05E-04	5.67E-07	0.08	4.71E-02	2.20E-09	1.0E+06	2.2E-03
364	1.42081	7.56E-04	1.1E-03	6.05E-04	6.50E-07	0.08	4.71E-02	2.52E-09	1.0E+06	2.5E-03
365	0.98637	7.56E-04	7.5E-04	6.05E-04	4.51E-07	0.08	4.71E-02	1.75E-09	1.0E+06	1.7E-03
366	1.10217	7.56E-04	8.3E-04	6.05E-04	5.04E-07	0.08	4.71E-02	1.95E-09	1.0E+06	2.0E-03
367	1.24497	7.56E-04	9.4E-04	6.05E-04	5.69E-07	0.08	4.71E-02	2.21E-09	1.0E+06	2.2E-03
368	1.42318	7.56E-04	1.1E-03	6.05E-04	6.51E-07	0.08	4.71E-02	2.52E-09	1.0E+06	2.5E-03
369	1.64721	7.56E-04	1.2E-03	6.05E-04	7.53E-07	0.08	4.71E-02	2.92E-09	1.0E+06	2.9E-03
370	1.93194	7.56E-04	1.5E-03	6.05E-04	8.84E-07	0.08	4.71E-02	3.42E-09	1.0E+06	3.4E-03
371	0.99718	7.56E-04	7.5E-04	6.05E-04	4.56E-07	0.08	4.71E-02	1.77E-09	1.0E+06	1.8E-03
372	1.11216	7.56E-04	8.4E-04	6.05E-04	5.09E-07	0.08	4.71E-02	1.97E-09	1.0E+06	2.0E-03
373	1.25295	7.56E-04	9.5E-04	6.05E-04	5.73E-07	0.08	4.71E-02	2.22E-09	1.0E+06	2.2E-03
374	1.42807	7.56E-04	1.1E-03	6.05E-04	6.53E-07	0.08	4.71E-02	2.53E-09	1.0E+06	2.5E-03
375	1.64813	7.56E-04	1.2E-03	6.05E-04	7.54E-07	0.08	4.71E-02	2.92E-09	1.0E+06	2.9E-03
376	1.00783	7.56E-04	7.6E-04	6.05E-04	4.61E-07	0.08	4.71E-02	1.79E-09	1.0E+06	1.8E-03
377	1.12267	7.56E-04	8.5E-04	6.05E-04	5.14E-07	0.08	4.71E-02	1.99E-09	1.0E+06	2.0E-03
378	1.26241	7.56E-04	9.5E-04	6.05E-04	5.77E-07	0.08	4.71E-02	2.24E-09	1.0E+06	2.2E-03
379	1.43415	7.56E-04	1.1E-03	6.05E-04	6.56E-07	0.08	4.71E-02	2.54E-09	1.0E+06	2.5E-03
380	1.65179	7.56E-04	1.2E-03	6.05E-04	7.56E-07	0.08	4.71E-02	2.93E-09	1.0E+06	2.9E-03
381	1.01766	7.56E-04	7.7E-04	6.05E-04	4.66E-07	0.08	4.71E-02	1.80E-09	1.0E+06	1.8E-03
382	1.13131	7.56E-04	8.6E-04	6.05E-04	5.17E-07	0.08	4.71E-02	2.01E-09	1.0E+06	2.0E-03
383	1.26973	7.56E-04	9.6E-04	6.05E-04	5.81E-07	0.08	4.71E-02	2.25E-09	1.0E+06	2.3E-03
384	1.43913	7.56E-04	1.1E-03	6.05E-04	6.58E-07	0.08	4.71E-02	2.55E-09	1.0E+06	2.6E-03
385	1.6539	7.56E-04	1.3E-03	6.05E-04	7.57E-07	0.08	4.71E-02	2.93E-09	1.0E+06	2.9E-03
386	1.0248	7.56E-04	7.7E-04	6.05E-04	4.69E-07	0.08	4.71E-02	1.82E-09	1.0E+06	1.8E-03
387	1.1369	7.56E-04	8.6E-04	6.05E-04	5.20E-07	0.08	4.71E-02	2.02E-09	1.0E+06	2.0E-03
388	1.27229	7.56E-04	9.6E-04	6.05E-04	5.82E-07	0.08	4.71E-02	2.26E-09	1.0E+06	2.3E-03
389	1.43954	7.56E-04	1.1E-03	6.05E-04	6.58E-07	0.08	4.71E-02	2.55E-09	1.0E+06	2.6E-03
390	1.64963	7.56E-04	1.2E-03	6.05E-04	7.55E-07	0.08	4.71E-02	2.92E-09	1.0E+06	2.9E-03
391	1.02688	7.56E-04	7.8E-04	6.05E-04	4.70E-07	0.08	4.71E-02	1.82E-09	1.0E+06	1.8E-03

Ventura Ranch
P3 (on) - Grading

		Cancer Risk from 2 to 16 years								
Receptor #	Conc	g/sec	Cair	Dose Constant	Dose	ED	Risk Constant	Risk	Constant 2	Risk/ Million
392	1.13784	7.56E-04	8.6E-04	6.05E-04	5.20E-07	0.08	4.71E-02	2.02E-09	1.0E+06	2.0E-03
393	1.27074	7.56E-04	9.6E-04	6.05E-04	5.81E-07	0.08	4.71E-02	2.25E-09	1.0E+06	2.3E-03
394	1.43324	7.56E-04	1.1E-03	6.05E-04	6.56E-07	0.08	4.71E-02	2.54E-09	1.0E+06	2.5E-03
395	1.02363	7.56E-04	7.7E-04	6.05E-04	4.68E-07	0.08	4.71E-02	1.81E-09	1.0E+06	1.8E-03
396	1.13283	7.56E-04	8.6E-04	6.05E-04	5.18E-07	0.08	4.71E-02	2.01E-09	1.0E+06	2.0E-03
397	1.26196	7.56E-04	9.5E-04	6.05E-04	5.77E-07	0.08	4.71E-02	2.24E-09	1.0E+06	2.2E-03
398	1.41876	7.56E-04	1.1E-03	6.05E-04	6.49E-07	0.08	4.71E-02	2.51E-09	1.0E+06	2.5E-03
399	1.01382	7.56E-04	7.7E-04	6.05E-04	4.64E-07	0.08	4.71E-02	1.80E-09	1.0E+06	1.8E-03
400	1.12096	7.56E-04	8.5E-04	6.05E-04	5.13E-07	0.08	4.71E-02	1.99E-09	1.0E+06	2.0E-03
401	1.2461	7.56E-04	9.4E-04	6.05E-04	5.70E-07	0.08	4.71E-02	2.21E-09	1.0E+06	2.2E-03
402	1.39674	7.56E-04	1.1E-03	6.05E-04	6.39E-07	0.08	4.71E-02	2.48E-09	1.0E+06	2.5E-03
403	1.58089	7.56E-04	1.2E-03	6.05E-04	7.23E-07	0.08	4.71E-02	2.80E-09	1.0E+06	2.8E-03
404	0.99817	7.56E-04	7.5E-04	6.05E-04	4.57E-07	0.08	4.71E-02	1.77E-09	1.0E+06	1.8E-03
405	1.10226	7.56E-04	8.3E-04	6.05E-04	5.04E-07	0.08	4.71E-02	1.95E-09	1.0E+06	2.0E-03
406	1.22329	7.56E-04	9.2E-04	6.05E-04	5.60E-07	0.08	4.71E-02	2.17E-09	1.0E+06	2.2E-03
407	1.36731	7.56E-04	1.0E-03	6.05E-04	6.25E-07	0.08	4.71E-02	2.42E-09	1.0E+06	2.4E-03
408	1.54195	7.56E-04	1.2E-03	6.05E-04	7.05E-07	0.08	4.71E-02	2.73E-09	1.0E+06	2.7E-03
409	1.75912	7.56E-04	1.3E-03	6.05E-04	8.05E-07	0.08	4.71E-02	3.12E-09	1.0E+06	3.1E-03
410	2.03672	7.56E-04	1.5E-03	6.05E-04	9.32E-07	0.08	4.71E-02	3.61E-09	1.0E+06	3.6E-03
411	2.40326	7.56E-04	1.8E-03	6.05E-04	1.10E-06	0.08	4.71E-02	4.26E-09	1.0E+06	4.3E-03
412	1.07572	7.56E-04	8.1E-04	6.05E-04	4.92E-07	0.08	4.71E-02	1.91E-09	1.0E+06	1.9E-03
413	1.19163	7.56E-04	9.0E-04	6.05E-04	5.45E-07	0.08	4.71E-02	2.11E-09	1.0E+06	2.1E-03
414	1.32882	7.56E-04	1.0E-03	6.05E-04	6.08E-07	0.08	4.71E-02	2.36E-09	1.0E+06	2.4E-03
415	1.49403	7.56E-04	1.1E-03	6.05E-04	6.83E-07	0.08	4.71E-02	2.65E-09	1.0E+06	2.6E-03
416	1.6981	7.56E-04	1.3E-03	6.05E-04	7.77E-07	0.08	4.71E-02	3.01E-09	1.0E+06	3.0E-03
417	1.95566	7.56E-04	1.5E-03	6.05E-04	8.95E-07	0.08	4.71E-02	3.47E-09	1.0E+06	3.5E-03
418	2.29269	7.56E-04	1.7E-03	6.05E-04	1.05E-06	0.08	4.71E-02	4.06E-09	1.0E+06	4.1E-03
419	2.75273	7.56E-04	2.1E-03	6.05E-04	1.26E-06	0.08	4.71E-02	4.88E-09	1.0E+06	4.9E-03
420	3.40803	7.56E-04	2.6E-03	6.05E-04	1.56E-06	0.08	4.71E-02	6.04E-09	1.0E+06	6.0E-03
421	1.03644	7.56E-04	7.8E-04	6.05E-04	4.74E-07	0.08	4.71E-02	1.84E-09	1.0E+06	1.8E-03
422	1.15038	7.56E-04	8.7E-04	6.05E-04	5.26E-07	0.08	4.71E-02	2.04E-09	1.0E+06	2.0E-03

Ventura Ranch
P3 (on) - Grading

		Cancer Risk from 2 to 16 years								
Receptor #	Conc	g/sec	Cair	Dose Constant	Dose	ED	Risk Constant	Risk	Constant 2	Risk/ Million
423	1.28046	7.56E-04	9.7E-04	6.05E-04	5.86E-07	0.08	4.71E-02	2.27E-09	1.0E+06	2.3E-03
424	1.43647	7.56E-04	1.1E-03	6.05E-04	6.57E-07	0.08	4.71E-02	2.55E-09	1.0E+06	2.5E-03
425	1.62742	7.56E-04	1.2E-03	6.05E-04	7.44E-07	0.08	4.71E-02	2.88E-09	1.0E+06	2.9E-03
426	1.86591	7.56E-04	1.4E-03	6.05E-04	8.54E-07	0.08	4.71E-02	3.31E-09	1.0E+06	3.3E-03
427	2.17534	7.56E-04	1.6E-03	6.05E-04	9.95E-07	0.08	4.71E-02	3.86E-09	1.0E+06	3.9E-03
428	2.59385	7.56E-04	2.0E-03	6.05E-04	1.19E-06	0.08	4.71E-02	4.60E-09	1.0E+06	4.6E-03
429	3.19048	7.56E-04	2.4E-03	6.05E-04	1.46E-06	0.08	4.71E-02	5.65E-09	1.0E+06	5.7E-03
430	4.0938	7.56E-04	3.1E-03	6.05E-04	1.87E-06	0.08	4.71E-02	7.26E-09	1.0E+06	7.3E-03
431	5.52788	7.56E-04	4.2E-03	6.05E-04	2.53E-06	0.08	4.71E-02	9.80E-09	1.0E+06	9.8E-03
432	7.88775	7.56E-04	6.0E-03	6.05E-04	3.61E-06	0.08	4.71E-02	1.40E-08	1.0E+06	1.4E-02
433	1.09933	7.56E-04	8.3E-04	6.05E-04	5.03E-07	0.08	4.71E-02	1.95E-09	1.0E+06	1.9E-03
434	1.22199	7.56E-04	9.2E-04	6.05E-04	5.59E-07	0.08	4.71E-02	2.17E-09	1.0E+06	2.2E-03
435	1.36815	7.56E-04	1.0E-03	6.05E-04	6.26E-07	0.08	4.71E-02	2.42E-09	1.0E+06	2.4E-03
436	1.54582	7.56E-04	1.2E-03	6.05E-04	7.07E-07	0.08	4.71E-02	2.74E-09	1.0E+06	2.7E-03
437	1.76615	7.56E-04	1.3E-03	6.05E-04	8.08E-07	0.08	4.71E-02	3.13E-09	1.0E+06	3.1E-03
438	2.04905	7.56E-04	1.5E-03	6.05E-04	9.37E-07	0.08	4.71E-02	3.63E-09	1.0E+06	3.6E-03
439	2.42795	7.56E-04	1.8E-03	6.05E-04	1.11E-06	0.08	4.71E-02	4.30E-09	1.0E+06	4.3E-03
440	2.9641	7.56E-04	2.2E-03	6.05E-04	1.36E-06	0.08	4.71E-02	5.25E-09	1.0E+06	5.3E-03
441	3.78173	7.56E-04	2.9E-03	6.05E-04	1.73E-06	0.08	4.71E-02	6.70E-09	1.0E+06	6.7E-03
442	5.12149	7.56E-04	3.9E-03	6.05E-04	2.34E-06	0.08	4.71E-02	9.08E-09	1.0E+06	9.1E-03
443	1.03953	7.56E-04	7.9E-04	6.05E-04	4.76E-07	0.08	4.71E-02	1.84E-09	1.0E+06	1.8E-03
444	1.15373	7.56E-04	8.7E-04	6.05E-04	5.28E-07	0.08	4.71E-02	2.04E-09	1.0E+06	2.0E-03
445	1.28906	7.56E-04	9.7E-04	6.05E-04	5.90E-07	0.08	4.71E-02	2.28E-09	1.0E+06	2.3E-03
446	1.45266	7.56E-04	1.1E-03	6.05E-04	6.64E-07	0.08	4.71E-02	2.57E-09	1.0E+06	2.6E-03
447	1.65507	7.56E-04	1.3E-03	6.05E-04	7.57E-07	0.08	4.71E-02	2.93E-09	1.0E+06	2.9E-03
448	1.91271	7.56E-04	1.4E-03	6.05E-04	8.75E-07	0.08	4.71E-02	3.39E-09	1.0E+06	3.4E-03
449	2.25378	7.56E-04	1.7E-03	6.05E-04	1.03E-06	0.08	4.71E-02	3.99E-09	1.0E+06	4.0E-03
450	2.72919	7.56E-04	2.1E-03	6.05E-04	1.25E-06	0.08	4.71E-02	4.84E-09	1.0E+06	4.8E-03
451	3.44856	7.56E-04	2.6E-03	6.05E-04	1.58E-06	0.08	4.71E-02	6.11E-09	1.0E+06	6.1E-03
452	4.64568	7.56E-04	3.5E-03	6.05E-04	2.13E-06	0.08	4.71E-02	8.23E-09	1.0E+06	8.2E-03
453	0.9668	7.56E-04	7.3E-04	6.05E-04	4.42E-07	0.08	4.71E-02	1.71E-09	1.0E+06	1.7E-03

Ventura Ranch
P3 (on) - Grading

		Cancer Risk from 2 to 16 years								
Receptor #	Conc	g/sec	Cair	Dose Constant	Dose	ED	Risk Constant	Risk	Constant 2	Risk/ Million
454	1.07202	7.56E-04	8.1E-04	6.05E-04	4.90E-07	0.08	4.71E-02	1.90E-09	1.0E+06	1.9E-03
455	1.19758	7.56E-04	9.1E-04	6.05E-04	5.48E-07	0.08	4.71E-02	2.12E-09	1.0E+06	2.1E-03
456	1.34712	7.56E-04	1.0E-03	6.05E-04	6.16E-07	0.08	4.71E-02	2.39E-09	1.0E+06	2.4E-03
457	1.53024	7.56E-04	1.2E-03	6.05E-04	7.00E-07	0.08	4.71E-02	2.71E-09	1.0E+06	2.7E-03
458	1.7624	7.56E-04	1.3E-03	6.05E-04	8.06E-07	0.08	4.71E-02	3.12E-09	1.0E+06	3.1E-03
459	2.06707	7.56E-04	1.6E-03	6.05E-04	9.46E-07	0.08	4.71E-02	3.66E-09	1.0E+06	3.7E-03
460	2.48495	7.56E-04	1.9E-03	6.05E-04	1.14E-06	0.08	4.71E-02	4.40E-09	1.0E+06	4.4E-03
461	3.10199	7.56E-04	2.3E-03	6.05E-04	1.42E-06	0.08	4.71E-02	5.50E-09	1.0E+06	5.5E-03
462	4.12204	7.56E-04	3.1E-03	6.05E-04	1.89E-06	0.08	4.71E-02	7.31E-09	1.0E+06	7.3E-03
463	1.59576	7.56E-04	1.2E-03	6.05E-04	7.30E-07	0.08	4.71E-02	2.83E-09	1.0E+06	2.8E-03
464	1.86158	7.56E-04	1.4E-03	6.05E-04	8.52E-07	0.08	4.71E-02	3.30E-09	1.0E+06	3.3E-03
465	2.22093	7.56E-04	1.7E-03	6.05E-04	1.02E-06	0.08	4.71E-02	3.94E-09	1.0E+06	3.9E-03
466	2.74133	7.56E-04	2.1E-03	6.05E-04	1.25E-06	0.08	4.71E-02	4.86E-09	1.0E+06	4.9E-03
467	3.57348	7.56E-04	2.7E-03	6.05E-04	1.63E-06	0.08	4.71E-02	6.33E-09	1.0E+06	6.3E-03
468	0	7.56E-04	0.0E+00	6.05E-04	0.00E+00	0.08	4.71E-02	0.00E+00	1.0E+06	0.0E+00
469	0	7.56E-04	0.0E+00	6.05E-04	0.00E+00	0.08	4.71E-02	0.00E+00	1.0E+06	0.0E+00
470	0	7.56E-04	0.0E+00	6.05E-04	0.00E+00	0.08	4.71E-02	0.00E+00	1.0E+06	0.0E+00
471	0	7.56E-04	0.0E+00	6.05E-04	0.00E+00	0.08	4.71E-02	0.00E+00	1.0E+06	0.0E+00
472	0	7.56E-04	0.0E+00	6.05E-04	0.00E+00	0.08	4.71E-02	0.00E+00	1.0E+06	0.0E+00
473	0	7.56E-04	0.0E+00	6.05E-04	0.00E+00	0.08	4.71E-02	0.00E+00	1.0E+06	0.0E+00
474	0	7.56E-04	0.0E+00	6.05E-04	0.00E+00	0.08	4.71E-02	0.00E+00	1.0E+06	0.0E+00
475	0	7.56E-04	0.0E+00	6.05E-04	0.00E+00	0.08	4.71E-02	0.00E+00	1.0E+06	0.0E+00
476	0	7.56E-04	0.0E+00	6.05E-04	0.00E+00	0.08	4.71E-02	0.00E+00	1.0E+06	0.0E+00
477	0	7.56E-04	0.0E+00	6.05E-04	0.00E+00	0.08	4.71E-02	0.00E+00	1.0E+06	0.0E+00
478	0	7.56E-04	0.0E+00	6.05E-04	0.00E+00	0.08	4.71E-02	0.00E+00	1.0E+06	0.0E+00
479	0	7.56E-04	0.0E+00	6.05E-04	0.00E+00	0.08	4.71E-02	0.00E+00	1.0E+06	0.0E+00
480	0	7.56E-04	0.0E+00	6.05E-04	0.00E+00	0.08	4.71E-02	0.00E+00	1.0E+06	0.0E+00
481	0	7.56E-04	0.0E+00	6.05E-04	0.00E+00	0.08	4.71E-02	0.00E+00	1.0E+06	0.0E+00
482	0	7.56E-04	0.0E+00	6.05E-04	0.00E+00	0.08	4.71E-02	0.00E+00	1.0E+06	0.0E+00
483	0	7.56E-04	0.0E+00	6.05E-04	0.00E+00	0.08	4.71E-02	0.00E+00	1.0E+06	0.0E+00
484	0	7.56E-04	0.0E+00	6.05E-04	0.00E+00	0.08	4.71E-02	0.00E+00	1.0E+06	0.0E+00

Ventura Ranch
P3 (on) - Grading

							Cancer Risk from 2 to 16 years			
Receptor #	Conc	g/sec	Cair	Dose Constant	Dose	ED	Risk Constant	Risk	Constant 2	Risk/ Million
485	0	7.56E-04	0.0E+00	6.05E-04	0.00E+00	0.08	4.71E-02	0.00E+00	1.0E+06	0.0E+00
486	0	7.56E-04	0.0E+00	6.05E-04	0.00E+00	0.08	4.71E-02	0.00E+00	1.0E+06	0.0E+00
487	0	7.56E-04	0.0E+00	6.05E-04	0.00E+00	0.08	4.71E-02	0.00E+00	1.0E+06	0.0E+00
488	0	7.56E-04	0.0E+00	6.05E-04	0.00E+00	0.08	4.71E-02	0.00E+00	1.0E+06	0.0E+00
489	0	7.56E-04	0.0E+00	6.05E-04	0.00E+00	0.08	4.71E-02	0.00E+00	1.0E+06	0.0E+00
490	0	7.56E-04	0.0E+00	6.05E-04	0.00E+00	0.08	4.71E-02	0.00E+00	1.0E+06	0.0E+00
491	0	7.56E-04	0.0E+00	6.05E-04	0.00E+00	0.08	4.71E-02	0.00E+00	1.0E+06	0.0E+00
492	0	7.56E-04	0.0E+00	6.05E-04	0.00E+00	0.08	4.71E-02	0.00E+00	1.0E+06	0.0E+00
493	0	7.56E-04	0.0E+00	6.05E-04	0.00E+00	0.08	4.71E-02	0.00E+00	1.0E+06	0.0E+00
494	0	7.56E-04	0.0E+00	6.05E-04	0.00E+00	0.08	4.71E-02	0.00E+00	1.0E+06	0.0E+00
495	0	7.56E-04	0.0E+00	6.05E-04	0.00E+00	0.08	4.71E-02	0.00E+00	1.0E+06	0.0E+00
496	0	7.56E-04	0.0E+00	6.05E-04	0.00E+00	0.08	4.71E-02	0.00E+00	1.0E+06	0.0E+00
497	0	7.56E-04	0.0E+00	6.05E-04	0.00E+00	0.08	4.71E-02	0.00E+00	1.0E+06	0.0E+00
498	0	7.56E-04	0.0E+00	6.05E-04	0.00E+00	0.08	4.71E-02	0.00E+00	1.0E+06	0.0E+00
499	0	7.56E-04	0.0E+00	6.05E-04	0.00E+00	0.08	4.71E-02	0.00E+00	1.0E+06	0.0E+00
500	0	7.56E-04	0.0E+00	6.05E-04	0.00E+00	0.08	4.71E-02	0.00E+00	1.0E+06	0.0E+00
501	0	7.56E-04	0.0E+00	6.05E-04	0.00E+00	0.08	4.71E-02	0.00E+00	1.0E+06	0.0E+00
502	0	7.56E-04	0.0E+00	6.05E-04	0.00E+00	0.08	4.71E-02	0.00E+00	1.0E+06	0.0E+00
503	0	7.56E-04	0.0E+00	6.05E-04	0.00E+00	0.08	4.71E-02	0.00E+00	1.0E+06	0.0E+00
504	0	7.56E-04	0.0E+00	6.05E-04	0.00E+00	0.08	4.71E-02	0.00E+00	1.0E+06	0.0E+00
505	0	7.56E-04	0.0E+00	6.05E-04	0.00E+00	0.08	4.71E-02	0.00E+00	1.0E+06	0.0E+00
506	0	7.56E-04	0.0E+00	6.05E-04	0.00E+00	0.08	4.71E-02	0.00E+00	1.0E+06	0.0E+00
507	0	7.56E-04	0.0E+00	6.05E-04	0.00E+00	0.08	4.71E-02	0.00E+00	1.0E+06	0.0E+00
508	0	7.56E-04	0.0E+00	6.05E-04	0.00E+00	0.08	4.71E-02	0.00E+00	1.0E+06	0.0E+00
509	0	7.56E-04	0.0E+00	6.05E-04	0.00E+00	0.08	4.71E-02	0.00E+00	1.0E+06	0.0E+00
510	0	7.56E-04	0.0E+00	6.05E-04	0.00E+00	0.08	4.71E-02	0.00E+00	1.0E+06	0.0E+00
511	0	7.56E-04	0.0E+00	6.05E-04	0.00E+00	0.08	4.71E-02	0.00E+00	1.0E+06	0.0E+00
512	0	7.56E-04	0.0E+00	6.05E-04	0.00E+00	0.08	4.71E-02	0.00E+00	1.0E+06	0.0E+00
513	0	7.56E-04	0.0E+00	6.05E-04	0.00E+00	0.08	4.71E-02	0.00E+00	1.0E+06	0.0E+00
514	0	7.56E-04	0.0E+00	6.05E-04	0.00E+00	0.08	4.71E-02	0.00E+00	1.0E+06	0.0E+00
515	0	7.56E-04	0.0E+00	6.05E-04	0.00E+00	0.08	4.71E-02	0.00E+00	1.0E+06	0.0E+00

Ventura Ranch
P3 (on) - Grading

		Cancer Risk from 2 to 16 years								
Receptor #	Conc	g/sec	Cair	Dose Constant	Dose	ED	Risk Constant	Risk	Constant 2	Risk/ Million
516	0	7.56E-04	0.0E+00	6.05E-04	0.00E+00	0.08	4.71E-02	0.00E+00	1.0E+06	0.0E+00
517	0	7.56E-04	0.0E+00	6.05E-04	0.00E+00	0.08	4.71E-02	0.00E+00	1.0E+06	0.0E+00
518	0	7.56E-04	0.0E+00	6.05E-04	0.00E+00	0.08	4.71E-02	0.00E+00	1.0E+06	0.0E+00
519	0	7.56E-04	0.0E+00	6.05E-04	0.00E+00	0.08	4.71E-02	0.00E+00	1.0E+06	0.0E+00
520	0	7.56E-04	0.0E+00	6.05E-04	0.00E+00	0.08	4.71E-02	0.00E+00	1.0E+06	0.0E+00
521	0	7.56E-04	0.0E+00	6.05E-04	0.00E+00	0.08	4.71E-02	0.00E+00	1.0E+06	0.0E+00
522	0	7.56E-04	0.0E+00	6.05E-04	0.00E+00	0.08	4.71E-02	0.00E+00	1.0E+06	0.0E+00
523	0	7.56E-04	0.0E+00	6.05E-04	0.00E+00	0.08	4.71E-02	0.00E+00	1.0E+06	0.0E+00
524	0	7.56E-04	0.0E+00	6.05E-04	0.00E+00	0.08	4.71E-02	0.00E+00	1.0E+06	0.0E+00
525	0	7.56E-04	0.0E+00	6.05E-04	0.00E+00	0.08	4.71E-02	0.00E+00	1.0E+06	0.0E+00
526	0	7.56E-04	0.0E+00	6.05E-04	0.00E+00	0.08	4.71E-02	0.00E+00	1.0E+06	0.0E+00
527	0	7.56E-04	0.0E+00	6.05E-04	0.00E+00	0.08	4.71E-02	0.00E+00	1.0E+06	0.0E+00
528	0	7.56E-04	0.0E+00	6.05E-04	0.00E+00	0.08	4.71E-02	0.00E+00	1.0E+06	0.0E+00
529	0	7.56E-04	0.0E+00	6.05E-04	0.00E+00	0.08	4.71E-02	0.00E+00	1.0E+06	0.0E+00
530	0	7.56E-04	0.0E+00	6.05E-04	0.00E+00	0.08	4.71E-02	0.00E+00	1.0E+06	0.0E+00
531	0	7.56E-04	0.0E+00	6.05E-04	0.00E+00	0.08	4.71E-02	0.00E+00	1.0E+06	0.0E+00
532	0	7.56E-04	0.0E+00	6.05E-04	0.00E+00	0.08	4.71E-02	0.00E+00	1.0E+06	0.0E+00
533	0	7.56E-04	0.0E+00	6.05E-04	0.00E+00	0.08	4.71E-02	0.00E+00	1.0E+06	0.0E+00
534	0	7.56E-04	0.0E+00	6.05E-04	0.00E+00	0.08	4.71E-02	0.00E+00	1.0E+06	0.0E+00
535	0	7.56E-04	0.0E+00	6.05E-04	0.00E+00	0.08	4.71E-02	0.00E+00	1.0E+06	0.0E+00
536	0	7.56E-04	0.0E+00	6.05E-04	0.00E+00	0.08	4.71E-02	0.00E+00	1.0E+06	0.0E+00
537	0	7.56E-04	0.0E+00	6.05E-04	0.00E+00	0.08	4.71E-02	0.00E+00	1.0E+06	0.0E+00
538	0	7.56E-04	0.0E+00	6.05E-04	0.00E+00	0.08	4.71E-02	0.00E+00	1.0E+06	0.0E+00
539	0	7.56E-04	0.0E+00	6.05E-04	0.00E+00	0.08	4.71E-02	0.00E+00	1.0E+06	0.0E+00
540	0	7.56E-04	0.0E+00	6.05E-04	0.00E+00	0.08	4.71E-02	0.00E+00	1.0E+06	0.0E+00
541	0	7.56E-04	0.0E+00	6.05E-04	0.00E+00	0.08	4.71E-02	0.00E+00	1.0E+06	0.0E+00
542	0	7.56E-04	0.0E+00	6.05E-04	0.00E+00	0.08	4.71E-02	0.00E+00	1.0E+06	0.0E+00
543	0	7.56E-04	0.0E+00	6.05E-04	0.00E+00	0.08	4.71E-02	0.00E+00	1.0E+06	0.0E+00
544	0	7.56E-04	0.0E+00	6.05E-04	0.00E+00	0.08	4.71E-02	0.00E+00	1.0E+06	0.0E+00
545	0	7.56E-04	0.0E+00	6.05E-04	0.00E+00	0.08	4.71E-02	0.00E+00	1.0E+06	0.0E+00
546	0	7.56E-04	0.0E+00	6.05E-04	0.00E+00	0.08	4.71E-02	0.00E+00	1.0E+06	0.0E+00

Ventura Ranch
P3 (on) - Grading

						Cancer Risk from 2 to 16 years				
Receptor #	Conc	g/sec	Cair	Dose Constant	Dose	ED	Risk Constant	Risk	Constant 2	Risk/ Million
547	0	7.56E-04	0.0E+00	6.05E-04	0.00E+00	0.08	4.71E-02	0.00E+00	1.0E+06	0.0E+00
548	0	7.56E-04	0.0E+00	6.05E-04	0.00E+00	0.08	4.71E-02	0.00E+00	1.0E+06	0.0E+00
549	0	7.56E-04	0.0E+00	6.05E-04	0.00E+00	0.08	4.71E-02	0.00E+00	1.0E+06	0.0E+00
550	0	7.56E-04	0.0E+00	6.05E-04	0.00E+00	0.08	4.71E-02	0.00E+00	1.0E+06	0.0E+00
551	0	7.56E-04	0.0E+00	6.05E-04	0.00E+00	0.08	4.71E-02	0.00E+00	1.0E+06	0.0E+00
552	0	7.56E-04	0.0E+00	6.05E-04	0.00E+00	0.08	4.71E-02	0.00E+00	1.0E+06	0.0E+00
553	0	7.56E-04	0.0E+00	6.05E-04	0.00E+00	0.08	4.71E-02	0.00E+00	1.0E+06	0.0E+00
554	0	7.56E-04	0.0E+00	6.05E-04	0.00E+00	0.08	4.71E-02	0.00E+00	1.0E+06	0.0E+00
555	0	7.56E-04	0.0E+00	6.05E-04	0.00E+00	0.08	4.71E-02	0.00E+00	1.0E+06	0.0E+00
556	0	7.56E-04	0.0E+00	6.05E-04	0.00E+00	0.08	4.71E-02	0.00E+00	1.0E+06	0.0E+00
557	0	7.56E-04	0.0E+00	6.05E-04	0.00E+00	0.08	4.71E-02	0.00E+00	1.0E+06	0.0E+00
558	0	7.56E-04	0.0E+00	6.05E-04	0.00E+00	0.08	4.71E-02	0.00E+00	1.0E+06	0.0E+00
559	0	7.56E-04	0.0E+00	6.05E-04	0.00E+00	0.08	4.71E-02	0.00E+00	1.0E+06	0.0E+00
560	0	7.56E-04	0.0E+00	6.05E-04	0.00E+00	0.08	4.71E-02	0.00E+00	1.0E+06	0.0E+00

Ventura Ranch
P2 (on) - Grading

Max Cancer Risk Cancer Risk	
Receptor #	**Total Risk/ Million**
361	1.7E-03
362	1.9E-03
363	2.2E-03
364	2.5E-03
365	1.7E-03
366	2.0E-03
367	2.2E-03
368	2.5E-03
369	2.9E-03
370	3.4E-03
371	1.8E-03
372	2.0E-03
373	2.2E-03
374	2.5E-03
375	2.9E-03
376	1.8E-03
377	2.0E-03
378	2.2E-03
379	2.5E-03
380	2.9E-03
381	1.8E-03
382	2.0E-03
383	2.3E-03
384	2.6E-03
385	2.9E-03
386	1.8E-03
387	2.0E-03
388	2.3E-03
389	2.6E-03
390	2.9E-03
391	1.8E-03

Max	**Receptor #**	
0.014	432	Res

Chronic Non Cancer Risk	
REL	**HI Offroad**
5	1.48E-04
5	1.66E-04
5	1.87E-04
5	2.15E-04
5	1.49E-04
5	1.67E-04
5	1.88E-04
5	2.15E-04
5	2.49E-04
5	2.92E-04
5	1.51E-04
5	1.68E-04
5	1.89E-04
5	2.16E-04
5	2.49E-04
5	1.52E-04
5	1.70E-04
5	1.91E-04
5	2.17E-04
5	2.50E-04
5	1.54E-04
5	1.71E-04
5	1.92E-04
5	2.18E-04
5	2.50E-04
5	1.55E-04
5	1.72E-04
5	1.92E-04
5	2.18E-04
5	2.49E-04
5	1.55E-04

Max	**Receptor #**	
1.193E-03	432	Res

Ventura Ranch
P2 (on) - Grading

Max Cancer Risk Cancer Risk		*Chronic Non Cancer Risk*	
Receptor #	Total Risk/ Million	REL	HI Offroad
392	2.0E-03	5	1.72E-04
393	2.3E-03	5	1.92E-04
394	2.5E-03	5	2.17E-04
395	1.8E-03	5	1.55E-04
396	2.0E-03	5	1.71E-04
397	2.2E-03	5	1.91E-04
398	2.5E-03	5	2.15E-04
399	1.8E-03	5	1.53E-04
400	2.0E-03	5	1.69E-04
401	2.2E-03	5	1.88E-04
402	2.5E-03	5	2.11E-04
403	2.8E-03	5	2.39E-04
404	1.8E-03	5	1.51E-04
405	2.0E-03	5	1.67E-04
406	2.2E-03	5	1.85E-04
407	2.4E-03	5	2.07E-04
408	2.7E-03	5	2.33E-04
409	3.1E-03	5	2.66E-04
410	3.6E-03	5	3.08E-04
411	4.3E-03	5	3.63E-04
412	1.9E-03	5	1.63E-04
413	2.1E-03	5	1.80E-04
414	2.4E-03	5	2.01E-04
415	2.6E-03	5	2.26E-04
416	3.0E-03	5	2.57E-04
417	3.5E-03	5	2.96E-04
418	4.1E-03	5	3.47E-04
419	4.9E-03	5	4.16E-04
420	6.0E-03	5	5.15E-04
421	1.8E-03	5	1.57E-04
422	2.0E-03	5	1.74E-04

Ventura Ranch
P2 (on) - Grading

Max Cancer Risk Cancer Risk		*Chronic Non Cancer Risk*	
Receptor #	Total Risk/ Million	REL	HI Offroad
423	2.3E-03	5	1.94E-04
424	2.5E-03	5	2.17E-04
425	2.9E-03	5	2.46E-04
426	3.3E-03	5	2.82E-04
427	3.9E-03	5	3.29E-04
428	4.6E-03	5	3.92E-04
429	5.7E-03	5	4.82E-04
430	7.3E-03	5	6.19E-04
431	9.8E-03	5	8.36E-04
432	1.4E-02	5	1.19E-03
433	1.9E-03	5	1.66E-04
434	2.2E-03	5	1.85E-04
435	2.4E-03	5	2.07E-04
436	2.7E-03	5	2.34E-04
437	3.1E-03	5	2.67E-04
438	3.6E-03	5	3.10E-04
439	4.3E-03	5	3.67E-04
440	5.3E-03	5	4.48E-04
441	6.7E-03	5	5.72E-04
442	9.1E-03	5	7.74E-04
443	1.8E-03	5	1.57E-04
444	2.0E-03	5	1.74E-04
445	2.3E-03	5	1.95E-04
446	2.6E-03	5	2.20E-04
447	2.9E-03	5	2.50E-04
448	3.4E-03	5	2.89E-04
449	4.0E-03	5	3.41E-04
450	4.8E-03	5	4.13E-04
451	6.1E-03	5	5.21E-04
452	8.2E-03	5	7.02E-04
453	1.7E-03	5	1.46E-04

Ventura Ranch
P2 (on) - Grading

Max Cancer Risk Cancer Risk		*Chronic Non Cancer Risk*	
Receptor #	Total Risk/ Million	REL	HI Offroad
454	1.9E-03	5	1.62E-04
455	2.1E-03	5	1.81E-04
456	2.4E-03	5	2.04E-04
457	2.7E-03	5	2.31E-04
458	3.1E-03	5	2.66E-04
459	3.7E-03	5	3.13E-04
460	4.4E-03	5	3.76E-04
461	5.5E-03	5	4.69E-04
462	7.3E-03	5	6.23E-04
463	2.8E-03	5	2.41E-04
464	3.3E-03	5	2.81E-04
465	3.9E-03	5	3.36E-04
466	4.9E-03	5	4.14E-04
467	6.3E-03	5	5.40E-04
468	0.0E+00	5	0.00E+00
469	0.0E+00	5	0.00E+00
470	0.0E+00	5	0.00E+00
471	0.0E+00	5	0.00E+00
472	0.0E+00	5	0.00E+00
473	0.0E+00	5	0.00E+00
474	0.0E+00	5	0.00E+00
475	0.0E+00	5	0.00E+00
476	0.0E+00	5	0.00E+00
477	0.0E+00	5	0.00E+00
478	0.0E+00	5	0.00E+00
479	0.0E+00	5	0.00E+00
480	0.0E+00	5	0.00E+00
481	0.0E+00	5	0.00E+00
482	0.0E+00	5	0.00E+00
483	0.0E+00	5	0.00E+00
484	0.0E+00	5	0.00E+00

Ventura Ranch
P2 (on) - Grading

Max Cancer Risk Cancer Risk		*Chronic Non Cancer Risk*	
Receptor #	Total Risk/ Million	REL	HI Offroad
485	0.0E+00	5	0.00E+00
486	0.0E+00	5	0.00E+00
487	0.0E+00	5	0.00E+00
488	0.0E+00	5	0.00E+00
489	0.0E+00	5	0.00E+00
490	0.0E+00	5	0.00E+00
491	0.0E+00	5	0.00E+00
492	0.0E+00	5	0.00E+00
493	0.0E+00	5	0.00E+00
494	0.0E+00	5	0.00E+00
495	0.0E+00	5	0.00E+00
496	0.0E+00	5	0.00E+00
497	0.0E+00	5	0.00E+00
498	0.0E+00	5	0.00E+00
499	0.0E+00	5	0.00E+00
500	0.0E+00	5	0.00E+00
501	0.0E+00	5	0.00E+00
502	0.0E+00	5	0.00E+00
503	0.0E+00	5	0.00E+00
504	0.0E+00	5	0.00E+00
505	0.0E+00	5	0.00E+00
506	0.0E+00	5	0.00E+00
507	0.0E+00	5	0.00E+00
508	0.0E+00	5	0.00E+00
509	0.0E+00	5	0.00E+00
510	0.0E+00	5	0.00E+00
511	0.0E+00	5	0.00E+00
512	0.0E+00	5	0.00E+00
513	0.0E+00	5	0.00E+00
514	0.0E+00	5	0.00E+00
515	0.0E+00	5	0.00E+00

Ventura Ranch
P2 (on) - Grading

Max Cancer Risk Cancer Risk		*Chronic Non Cancer Risk*	
Receptor #	Total Risk/ Million	REL	HI Offroad
516	0.0E+00	5	0.00E+00
517	0.0E+00	5	0.00E+00
518	0.0E+00	5	0.00E+00
519	0.0E+00	5	0.00E+00
520	0.0E+00	5	0.00E+00
521	0.0E+00	5	0.00E+00
522	0.0E+00	5	0.00E+00
523	0.0E+00	5	0.00E+00
524	0.0E+00	5	0.00E+00
525	0.0E+00	5	0.00E+00
526	0.0E+00	5	0.00E+00
527	0.0E+00	5	0.00E+00
528	0.0E+00	5	0.00E+00
529	0.0E+00	5	0.00E+00
530	0.0E+00	5	0.00E+00
531	0.0E+00	5	0.00E+00
532	0.0E+00	5	0.00E+00
533	0.0E+00	5	0.00E+00
534	0.0E+00	5	0.00E+00
535	0.0E+00	5	0.00E+00
536	0.0E+00	5	0.00E+00
537	0.0E+00	5	0.00E+00
538	0.0E+00	5	0.00E+00
539	0.0E+00	5	0.00E+00
540	0.0E+00	5	0.00E+00
541	0.0E+00	5	0.00E+00
542	0.0E+00	5	0.00E+00
543	0.0E+00	5	0.00E+00
544	0.0E+00	5	0.00E+00
545	0.0E+00	5	0.00E+00
546	0.0E+00	5	0.00E+00

Ventura Ranch
P2 (on) - Grading

Max Cancer Risk Cancer Risk		*Chronic Non Cancer Risk*	
Receptor #	**Total Risk/ Million**	**REL**	**HI Offroad**
547	0.0E+00	5	0.00E+00
548	0.0E+00	5	0.00E+00
549	0.0E+00	5	0.00E+00
550	0.0E+00	5	0.00E+00
551	0.0E+00	5	0.00E+00
552	0.0E+00	5	0.00E+00
553	0.0E+00	5	0.00E+00
554	0.0E+00	5	0.00E+00
555	0.0E+00	5	0.00E+00
556	0.0E+00	5	0.00E+00
557	0.0E+00	5	0.00E+00
558	0.0E+00	5	0.00E+00
559	0.0E+00	5	0.00E+00
560	0.0E+00	5	0.00E+00

Ventura Ranch

P3 (on) - Grading Haul or Vendor Risk

		Cancer Risk from 2 to 16 years								
Receptor #	Conc	g/sec	Cair	Dose Constant	Dose	ED	Risk Constant	Risk	Constant 2	Risk/ Million
361	2.62403	1.47E-05	3.8E-05	6.05E-04	2.33E-08	0.08	4.71E-02	9.02E-11	1.0E+06	9.0E-05
362	2.1336	1.47E-05	3.1E-05	6.05E-04	1.89E-08	0.08	4.71E-02	7.33E-11	1.0E+06	7.3E-05
363	1.76707	1.47E-05	2.6E-05	6.05E-04	1.57E-08	0.08	4.71E-02	6.07E-11	1.0E+06	6.1E-05
364	1.51981	1.47E-05	2.2E-05	6.05E-04	1.35E-08	0.08	4.71E-02	5.22E-11	1.0E+06	5.2E-05
365	3.22002	1.47E-05	4.7E-05	6.05E-04	2.86E-08	0.08	4.71E-02	1.11E-10	1.0E+06	1.1E-04
366	2.55561	1.47E-05	3.7E-05	6.05E-04	2.27E-08	0.08	4.71E-02	8.78E-11	1.0E+06	8.8E-05
367	2.06824	1.47E-05	3.0E-05	6.05E-04	1.83E-08	0.08	4.71E-02	7.11E-11	1.0E+06	7.1E-05
368	1.74949	1.47E-05	2.6E-05	6.05E-04	1.55E-08	0.08	4.71E-02	6.01E-11	1.0E+06	6.0E-05
369	1.52484	1.47E-05	2.2E-05	6.05E-04	1.35E-08	0.08	4.71E-02	5.24E-11	1.0E+06	5.2E-05
370	1.35115	1.47E-05	2.0E-05	6.05E-04	1.20E-08	0.08	4.71E-02	4.64E-11	1.0E+06	4.6E-05
371	4.11855	1.47E-05	6.0E-05	6.05E-04	3.65E-08	0.08	4.71E-02	1.42E-10	1.0E+06	1.4E-04
372	3.16891	1.47E-05	4.6E-05	6.05E-04	2.81E-08	0.08	4.71E-02	1.09E-10	1.0E+06	1.1E-04
373	2.48364	1.47E-05	3.6E-05	6.05E-04	2.20E-08	0.08	4.71E-02	8.54E-11	1.0E+06	8.5E-05
374	2.05415	1.47E-05	3.0E-05	6.05E-04	1.82E-08	0.08	4.71E-02	7.06E-11	1.0E+06	7.1E-05
375	1.75759	1.47E-05	2.6E-05	6.05E-04	1.56E-08	0.08	4.71E-02	6.04E-11	1.0E+06	6.0E-05
376	5.5996	1.47E-05	8.2E-05	6.05E-04	4.97E-08	0.08	4.71E-02	1.92E-10	1.0E+06	1.9E-04
377	4.13073	1.47E-05	6.1E-05	6.05E-04	3.66E-08	0.08	4.71E-02	1.42E-10	1.0E+06	1.4E-04
378	3.08477	1.47E-05	4.5E-05	6.05E-04	2.74E-08	0.08	4.71E-02	1.06E-10	1.0E+06	1.1E-04
379	2.46742	1.47E-05	3.6E-05	6.05E-04	2.19E-08	0.08	4.71E-02	8.48E-11	1.0E+06	8.5E-05
380	2.04822	1.47E-05	3.0E-05	6.05E-04	1.82E-08	0.08	4.71E-02	7.04E-11	1.0E+06	7.0E-05
381	8.37167	1.47E-05	1.2E-04	6.05E-04	7.43E-08	0.08	4.71E-02	2.88E-10	1.0E+06	2.9E-04
382	5.81928	1.47E-05	8.5E-05	6.05E-04	5.16E-08	0.08	4.71E-02	2.00E-10	1.0E+06	2.0E-04
383	4.00553	1.47E-05	5.9E-05	6.05E-04	3.55E-08	0.08	4.71E-02	1.38E-10	1.0E+06	1.4E-04
384	3.02874	1.47E-05	4.4E-05	6.05E-04	2.69E-08	0.08	4.71E-02	1.04E-10	1.0E+06	1.0E-04
385	2.40504	1.47E-05	3.5E-05	6.05E-04	2.13E-08	0.08	4.71E-02	8.27E-11	1.0E+06	8.3E-05
386	14.92661	1.47E-05	2.2E-04	6.05E-04	1.32E-07	0.08	4.71E-02	5.13E-10	1.0E+06	5.1E-04
387	9.51959	1.47E-05	1.4E-04	6.05E-04	8.44E-08	0.08	4.71E-02	3.27E-10	1.0E+06	3.3E-04
388	5.55932	1.47E-05	8.1E-05	6.05E-04	4.93E-08	0.08	4.71E-02	1.91E-10	1.0E+06	1.9E-04
389	3.83655	1.47E-05	5.6E-05	6.05E-04	3.40E-08	0.08	4.71E-02	1.32E-10	1.0E+06	1.3E-04
390	2.88158	1.47E-05	4.2E-05	6.05E-04	2.56E-08	0.08	4.71E-02	9.90E-11	1.0E+06	9.9E-05
391	5.16114	1.47E-05	7.6E-05	6.05E-04	4.58E-08	0.08	4.71E-02	1.77E-10	1.0E+06	1.8E-04

Ventura Ranch

P3 (on) - Grading Haul or Vendor Risk

		Cancer Risk from 2 to 16 years								
Receptor #	Conc	g/sec	Cair	Dose Constant	Dose	ED	Risk Constant	Risk	Constant 2	Risk/ Million
392	6.70715	1.47E-05	9.8E-05	6.05E-04	5.95E-08	0.08	4.71E-02	2.31E-10	1.0E+06	2.3E-04
393	9.00445	1.47E-05	1.3E-04	6.05E-04	7.99E-08	0.08	4.71E-02	3.09E-10	1.0E+06	3.1E-04
394	5.37217	1.47E-05	7.9E-05	6.05E-04	4.76E-08	0.08	4.71E-02	1.85E-10	1.0E+06	1.8E-04
395	8.1767	1.47E-05	1.2E-04	6.05E-04	7.25E-08	0.08	4.71E-02	2.81E-10	1.0E+06	2.8E-04
396	11.24654	1.47E-05	1.6E-04	6.05E-04	9.98E-08	0.08	4.71E-02	3.87E-10	1.0E+06	3.9E-04
397	12.928	1.47E-05	1.9E-04	6.05E-04	1.15E-07	0.08	4.71E-02	4.44E-10	1.0E+06	4.4E-04
398	7.56426	1.47E-05	1.1E-04	6.05E-04	6.71E-08	0.08	4.71E-02	2.60E-10	1.0E+06	2.6E-04
399	10.76434	1.47E-05	1.6E-04	6.05E-04	9.55E-08	0.08	4.71E-02	3.70E-10	1.0E+06	3.7E-04
400	20.11071	1.47E-05	2.9E-04	6.05E-04	1.78E-07	0.08	4.71E-02	6.91E-10	1.0E+06	6.9E-04
401	13.01819	1.47E-05	1.9E-04	6.05E-04	1.15E-07	0.08	4.71E-02	4.47E-10	1.0E+06	4.5E-04
402	8.70654	1.47E-05	1.3E-04	6.05E-04	7.72E-08	0.08	4.71E-02	2.99E-10	1.0E+06	3.0E-04
403	6.07747	1.47E-05	8.9E-05	6.05E-04	5.39E-08	0.08	4.71E-02	2.09E-10	1.0E+06	2.1E-04
404	15.61198	1.47E-05	2.3E-04	6.05E-04	1.38E-07	0.08	4.71E-02	5.37E-10	1.0E+06	5.4E-04
405	16.77604	1.47E-05	2.5E-04	6.05E-04	1.49E-07	0.08	4.71E-02	5.77E-10	1.0E+06	5.8E-04
406	11.72453	1.47E-05	1.7E-04	6.05E-04	1.04E-07	0.08	4.71E-02	4.03E-10	1.0E+06	4.0E-04
407	8.62294	1.47E-05	1.3E-04	6.05E-04	7.65E-08	0.08	4.71E-02	2.96E-10	1.0E+06	3.0E-04
408	6.487	1.47E-05	9.5E-05	6.05E-04	5.75E-08	0.08	4.71E-02	2.23E-10	1.0E+06	2.2E-04
409	4.95785	1.47E-05	7.3E-05	6.05E-04	4.40E-08	0.08	4.71E-02	1.70E-10	1.0E+06	1.7E-04
410	3.84717	1.47E-05	5.6E-05	6.05E-04	3.41E-08	0.08	4.71E-02	1.32E-10	1.0E+06	1.3E-04
411	3.03639	1.47E-05	4.5E-05	6.05E-04	2.69E-08	0.08	4.71E-02	1.04E-10	1.0E+06	1.0E-04
412	14.82714	1.47E-05	2.2E-04	6.05E-04	1.32E-07	0.08	4.71E-02	5.10E-10	1.0E+06	5.1E-04
413	10.71093	1.47E-05	1.6E-04	6.05E-04	9.50E-08	0.08	4.71E-02	3.68E-10	1.0E+06	3.7E-04
414	8.16399	1.47E-05	1.2E-04	6.05E-04	7.24E-08	0.08	4.71E-02	2.81E-10	1.0E+06	2.8E-04
415	6.3995	1.47E-05	9.4E-05	6.05E-04	5.68E-08	0.08	4.71E-02	2.20E-10	1.0E+06	2.2E-04
416	5.09815	1.47E-05	7.5E-05	6.05E-04	4.52E-08	0.08	4.71E-02	1.75E-10	1.0E+06	1.8E-04
417	4.10737	1.47E-05	6.0E-05	6.05E-04	3.64E-08	0.08	4.71E-02	1.41E-10	1.0E+06	1.4E-04
418	3.33407	1.47E-05	4.9E-05	6.05E-04	2.96E-08	0.08	4.71E-02	1.15E-10	1.0E+06	1.1E-04
419	2.72909	1.47E-05	4.0E-05	6.05E-04	2.42E-08	0.08	4.71E-02	9.38E-11	1.0E+06	9.4E-05
420	2.25401	1.47E-05	3.3E-05	6.05E-04	2.00E-08	0.08	4.71E-02	7.75E-11	1.0E+06	7.7E-05
421	13.39498	1.47E-05	2.0E-04	6.05E-04	1.19E-07	0.08	4.71E-02	4.60E-10	1.0E+06	4.6E-04
422	9.87518	1.47E-05	1.4E-04	6.05E-04	8.76E-08	0.08	4.71E-02	3.39E-10	1.0E+06	3.4E-04

Ventura Ranch

P3 (on) - Grading Haul or Vendor Risk

		Cancer Risk from 2 to 16 years								
Receptor #	Conc	g/sec	Cair	Dose Constant	Dose	ED	Risk Constant	Risk	Constant 2	Risk/ Million
423	7.67992	1.47E-05	1.1E-04	6.05E-04	6.81E-08	0.08	4.71E-02	2.64E-10	1.0E+06	2.6E-04
424	6.14761	1.47E-05	9.0E-05	6.05E-04	5.45E-08	0.08	4.71E-02	2.11E-10	1.0E+06	2.1E-04
425	5.02266	1.47E-05	7.4E-05	6.05E-04	4.45E-08	0.08	4.71E-02	1.73E-10	1.0E+06	1.7E-04
426	4.15461	1.47E-05	6.1E-05	6.05E-04	3.68E-08	0.08	4.71E-02	1.43E-10	1.0E+06	1.4E-04
427	3.46286	1.47E-05	5.1E-05	6.05E-04	3.07E-08	0.08	4.71E-02	1.19E-10	1.0E+06	1.2E-04
428	2.90211	1.47E-05	4.3E-05	6.05E-04	2.57E-08	0.08	4.71E-02	9.97E-11	1.0E+06	1.0E-04
429	2.44196	1.47E-05	3.6E-05	6.05E-04	2.17E-08	0.08	4.71E-02	8.39E-11	1.0E+06	8.4E-05
430	2.0627	1.47E-05	3.0E-05	6.05E-04	1.83E-08	0.08	4.71E-02	7.09E-11	1.0E+06	7.1E-05
431	1.75125	1.47E-05	2.6E-05	6.05E-04	1.55E-08	0.08	4.71E-02	6.02E-11	1.0E+06	6.0E-05
432	1.49667	1.47E-05	2.2E-05	6.05E-04	1.33E-08	0.08	4.71E-02	5.14E-11	1.0E+06	5.1E-05
433	9.10182	1.47E-05	1.3E-04	6.05E-04	8.07E-08	0.08	4.71E-02	3.13E-10	1.0E+06	3.1E-04
434	7.21772	1.47E-05	1.1E-04	6.05E-04	6.40E-08	0.08	4.71E-02	2.48E-10	1.0E+06	2.5E-04
435	5.8744	1.47E-05	8.6E-05	6.05E-04	5.21E-08	0.08	4.71E-02	2.02E-10	1.0E+06	2.0E-04
436	4.87484	1.47E-05	7.1E-05	6.05E-04	4.32E-08	0.08	4.71E-02	1.68E-10	1.0E+06	1.7E-04
437	4.09972	1.47E-05	6.0E-05	6.05E-04	3.64E-08	0.08	4.71E-02	1.41E-10	1.0E+06	1.4E-04
438	3.48018	1.47E-05	5.1E-05	6.05E-04	3.09E-08	0.08	4.71E-02	1.20E-10	1.0E+06	1.2E-04
439	2.96935	1.47E-05	4.4E-05	6.05E-04	2.63E-08	0.08	4.71E-02	1.02E-10	1.0E+06	1.0E-04
440	2.54503	1.47E-05	3.7E-05	6.05E-04	2.26E-08	0.08	4.71E-02	8.75E-11	1.0E+06	8.7E-05
441	2.18524	1.47E-05	3.2E-05	6.05E-04	1.94E-08	0.08	4.71E-02	7.51E-11	1.0E+06	7.5E-05
442	1.87983	1.47E-05	2.8E-05	6.05E-04	1.67E-08	0.08	4.71E-02	6.46E-11	1.0E+06	6.5E-05
443	8.32162	1.47E-05	1.2E-04	6.05E-04	7.38E-08	0.08	4.71E-02	2.86E-10	1.0E+06	2.9E-04
444	6.7424	1.47E-05	9.9E-05	6.05E-04	5.98E-08	0.08	4.71E-02	2.32E-10	1.0E+06	2.3E-04
445	5.58313	1.47E-05	8.2E-05	6.05E-04	4.95E-08	0.08	4.71E-02	1.92E-10	1.0E+06	1.9E-04
446	4.69492	1.47E-05	6.9E-05	6.05E-04	4.16E-08	0.08	4.71E-02	1.61E-10	1.0E+06	1.6E-04
447	3.99747	1.47E-05	5.9E-05	6.05E-04	3.55E-08	0.08	4.71E-02	1.37E-10	1.0E+06	1.4E-04
448	3.43475	1.47E-05	5.0E-05	6.05E-04	3.05E-08	0.08	4.71E-02	1.18E-10	1.0E+06	1.2E-04
449	2.97032	1.47E-05	4.4E-05	6.05E-04	2.63E-08	0.08	4.71E-02	1.02E-10	1.0E+06	1.0E-04
450	2.58096	1.47E-05	3.8E-05	6.05E-04	2.29E-08	0.08	4.71E-02	8.87E-11	1.0E+06	8.9E-05
451	2.24778	1.47E-05	3.3E-05	6.05E-04	1.99E-08	0.08	4.71E-02	7.72E-11	1.0E+06	7.7E-05
452	1.96183	1.47E-05	2.9E-05	6.05E-04	1.74E-08	0.08	4.71E-02	6.74E-11	1.0E+06	6.7E-05
453	7.68081	1.47E-05	1.1E-04	6.05E-04	6.81E-08	0.08	4.71E-02	2.64E-10	1.0E+06	2.6E-04

Ventura Ranch

P3 (on) - Grading Haul or Vendor Risk

		Cancer Risk from 2 to 16 years								
Receptor #	Conc	g/sec	Cair	Dose Constant	Dose	ED	Risk Constant	Risk	Constant 2	Risk/ Million
454	6.33311	1.47E-05	9.3E-05	6.05E-04	5.62E-08	0.08	4.71E-02	2.18E-10	1.0E+06	2.2E-04
455	5.28958	1.47E-05	7.8E-05	6.05E-04	4.69E-08	0.08	4.71E-02	1.82E-10	1.0E+06	1.8E-04
456	4.49231	1.47E-05	6.6E-05	6.05E-04	3.98E-08	0.08	4.71E-02	1.54E-10	1.0E+06	1.5E-04
457	3.86688	1.47E-05	5.7E-05	6.05E-04	3.43E-08	0.08	4.71E-02	1.33E-10	1.0E+06	1.3E-04
458	3.35453	1.47E-05	4.9E-05	6.05E-04	2.98E-08	0.08	4.71E-02	1.15E-10	1.0E+06	1.2E-04
459	2.92933	1.47E-05	4.3E-05	6.05E-04	2.60E-08	0.08	4.71E-02	1.01E-10	1.0E+06	1.0E-04
460	2.57274	1.47E-05	3.8E-05	6.05E-04	2.28E-08	0.08	4.71E-02	8.84E-11	1.0E+06	8.8E-05
461	2.26672	1.47E-05	3.3E-05	6.05E-04	2.01E-08	0.08	4.71E-02	7.79E-11	1.0E+06	7.8E-05
462	2.00125	1.47E-05	2.9E-05	6.05E-04	1.77E-08	0.08	4.71E-02	6.88E-11	1.0E+06	6.9E-05
463	3.2478	1.47E-05	4.8E-05	6.05E-04	2.88E-08	0.08	4.71E-02	1.12E-10	1.0E+06	1.1E-04
464	2.85889	1.47E-05	4.2E-05	6.05E-04	2.54E-08	0.08	4.71E-02	9.83E-11	1.0E+06	9.8E-05
465	2.53473	1.47E-05	3.7E-05	6.05E-04	2.25E-08	0.08	4.71E-02	8.71E-11	1.0E+06	8.7E-05
466	2.25457	1.47E-05	3.3E-05	6.05E-04	2.00E-08	0.08	4.71E-02	7.75E-11	1.0E+06	7.7E-05
467	2.00892	1.47E-05	2.9E-05	6.05E-04	1.78E-08	0.08	4.71E-02	6.90E-11	1.0E+06	6.9E-05
468	0	1.47E-05	0.0E+00	6.05E-04	0.00E+00	0.08	4.71E-02	0.00E+00	1.0E+06	0.0E+00
469	0	1.47E-05	0.0E+00	6.05E-04	0.00E+00	0.08	4.71E-02	0.00E+00	1.0E+06	0.0E+00
470	0	1.47E-05	0.0E+00	6.05E-04	0.00E+00	0.08	4.71E-02	0.00E+00	1.0E+06	0.0E+00
471	0	1.47E-05	0.0E+00	6.05E-04	0.00E+00	0.08	4.71E-02	0.00E+00	1.0E+06	0.0E+00
472	0	1.47E-05	0.0E+00	6.05E-04	0.00E+00	0.08	4.71E-02	0.00E+00	1.0E+06	0.0E+00
473	0	1.47E-05	0.0E+00	6.05E-04	0.00E+00	0.08	4.71E-02	0.00E+00	1.0E+06	0.0E+00
474	0	1.47E-05	0.0E+00	6.05E-04	0.00E+00	0.08	4.71E-02	0.00E+00	1.0E+06	0.0E+00
475	0	1.47E-05	0.0E+00	6.05E-04	0.00E+00	0.08	4.71E-02	0.00E+00	1.0E+06	0.0E+00
476	0	1.47E-05	0.0E+00	6.05E-04	0.00E+00	0.08	4.71E-02	0.00E+00	1.0E+06	0.0E+00
477	0	1.47E-05	0.0E+00	6.05E-04	0.00E+00	0.08	4.71E-02	0.00E+00	1.0E+06	0.0E+00
478	0	1.47E-05	0.0E+00	6.05E-04	0.00E+00	0.08	4.71E-02	0.00E+00	1.0E+06	0.0E+00
479	0	1.47E-05	0.0E+00	6.05E-04	0.00E+00	0.08	4.71E-02	0.00E+00	1.0E+06	0.0E+00
480	0	1.47E-05	0.0E+00	6.05E-04	0.00E+00	0.08	4.71E-02	0.00E+00	1.0E+06	0.0E+00
481	0	1.47E-05	0.0E+00	6.05E-04	0.00E+00	0.08	4.71E-02	0.00E+00	1.0E+06	0.0E+00
482	0	1.47E-05	0.0E+00	6.05E-04	0.00E+00	0.08	4.71E-02	0.00E+00	1.0E+06	0.0E+00
483	0	1.47E-05	0.0E+00	6.05E-04	0.00E+00	0.08	4.71E-02	0.00E+00	1.0E+06	0.0E+00
484	0	1.47E-05	0.0E+00	6.05E-04	0.00E+00	0.08	4.71E-02	0.00E+00	1.0E+06	0.0E+00

Ventura Ranch

P3 (on) - Grading Haul or Vendor Risk

							Cancer Risk from 2 to 16 years			
Receptor #	Conc	g/sec	Cair	Dose Constant	Dose	ED	Risk Constant	Risk	Constant 2	Risk/ Million
485	0	1.47E-05	0.0E+00	6.05E-04	0.00E+00	0.08	4.71E-02	0.00E+00	1.0E+06	0.0E+00
486	0	1.47E-05	0.0E+00	6.05E-04	0.00E+00	0.08	4.71E-02	0.00E+00	1.0E+06	0.0E+00
487	0	1.47E-05	0.0E+00	6.05E-04	0.00E+00	0.08	4.71E-02	0.00E+00	1.0E+06	0.0E+00
488	0	1.47E-05	0.0E+00	6.05E-04	0.00E+00	0.08	4.71E-02	0.00E+00	1.0E+06	0.0E+00
489	0	1.47E-05	0.0E+00	6.05E-04	0.00E+00	0.08	4.71E-02	0.00E+00	1.0E+06	0.0E+00
490	0	1.47E-05	0.0E+00	6.05E-04	0.00E+00	0.08	4.71E-02	0.00E+00	1.0E+06	0.0E+00
491	0	1.47E-05	0.0E+00	6.05E-04	0.00E+00	0.08	4.71E-02	0.00E+00	1.0E+06	0.0E+00
492	0	1.47E-05	0.0E+00	6.05E-04	0.00E+00	0.08	4.71E-02	0.00E+00	1.0E+06	0.0E+00
493	0	1.47E-05	0.0E+00	6.05E-04	0.00E+00	0.08	4.71E-02	0.00E+00	1.0E+06	0.0E+00
494	0	1.47E-05	0.0E+00	6.05E-04	0.00E+00	0.08	4.71E-02	0.00E+00	1.0E+06	0.0E+00
495	0	1.47E-05	0.0E+00	6.05E-04	0.00E+00	0.08	4.71E-02	0.00E+00	1.0E+06	0.0E+00
496	0	1.47E-05	0.0E+00	6.05E-04	0.00E+00	0.08	4.71E-02	0.00E+00	1.0E+06	0.0E+00
497	0	1.47E-05	0.0E+00	6.05E-04	0.00E+00	0.08	4.71E-02	0.00E+00	1.0E+06	0.0E+00
498	0	1.47E-05	0.0E+00	6.05E-04	0.00E+00	0.08	4.71E-02	0.00E+00	1.0E+06	0.0E+00
499	0	1.47E-05	0.0E+00	6.05E-04	0.00E+00	0.08	4.71E-02	0.00E+00	1.0E+06	0.0E+00
500	0	1.47E-05	0.0E+00	6.05E-04	0.00E+00	0.08	4.71E-02	0.00E+00	1.0E+06	0.0E+00
501	0	1.47E-05	0.0E+00	6.05E-04	0.00E+00	0.08	4.71E-02	0.00E+00	1.0E+06	0.0E+00
502	0	1.47E-05	0.0E+00	6.05E-04	0.00E+00	0.08	4.71E-02	0.00E+00	1.0E+06	0.0E+00
503	0	1.47E-05	0.0E+00	6.05E-04	0.00E+00	0.08	4.71E-02	0.00E+00	1.0E+06	0.0E+00
504	0	1.47E-05	0.0E+00	6.05E-04	0.00E+00	0.08	4.71E-02	0.00E+00	1.0E+06	0.0E+00
505	0	1.47E-05	0.0E+00	6.05E-04	0.00E+00	0.08	4.71E-02	0.00E+00	1.0E+06	0.0E+00
506	0	1.47E-05	0.0E+00	6.05E-04	0.00E+00	0.08	4.71E-02	0.00E+00	1.0E+06	0.0E+00
507	0	1.47E-05	0.0E+00	6.05E-04	0.00E+00	0.08	4.71E-02	0.00E+00	1.0E+06	0.0E+00
508	0	1.47E-05	0.0E+00	6.05E-04	0.00E+00	0.08	4.71E-02	0.00E+00	1.0E+06	0.0E+00
509	0	1.47E-05	0.0E+00	6.05E-04	0.00E+00	0.08	4.71E-02	0.00E+00	1.0E+06	0.0E+00
510	0	1.47E-05	0.0E+00	6.05E-04	0.00E+00	0.08	4.71E-02	0.00E+00	1.0E+06	0.0E+00
511	0	1.47E-05	0.0E+00	6.05E-04	0.00E+00	0.08	4.71E-02	0.00E+00	1.0E+06	0.0E+00
512	0	1.47E-05	0.0E+00	6.05E-04	0.00E+00	0.08	4.71E-02	0.00E+00	1.0E+06	0.0E+00
513	0	1.47E-05	0.0E+00	6.05E-04	0.00E+00	0.08	4.71E-02	0.00E+00	1.0E+06	0.0E+00
514	0	1.47E-05	0.0E+00	6.05E-04	0.00E+00	0.08	4.71E-02	0.00E+00	1.0E+06	0.0E+00
515	0	1.47E-05	0.0E+00	6.05E-04	0.00E+00	0.08	4.71E-02	0.00E+00	1.0E+06	0.0E+00

Ventura Ranch

P3 (on) - Grading Haul or Vendor Risk

		Cancer Risk from 2 to 16 years								
Receptor #	Conc	g/sec	Cair	Dose Constant	Dose	ED	Risk Constant	Risk	Constant 2	Risk/ Million
516	0	1.47E-05	0.0E+00	6.05E-04	0.00E+00	0.08	4.71E-02	0.00E+00	1.0E+06	0.0E+00
517	0	1.47E-05	0.0E+00	6.05E-04	0.00E+00	0.08	4.71E-02	0.00E+00	1.0E+06	0.0E+00
518	0	1.47E-05	0.0E+00	6.05E-04	0.00E+00	0.08	4.71E-02	0.00E+00	1.0E+06	0.0E+00
519	0	1.47E-05	0.0E+00	6.05E-04	0.00E+00	0.08	4.71E-02	0.00E+00	1.0E+06	0.0E+00
520	0	1.47E-05	0.0E+00	6.05E-04	0.00E+00	0.08	4.71E-02	0.00E+00	1.0E+06	0.0E+00
521	0	1.47E-05	0.0E+00	6.05E-04	0.00E+00	0.08	4.71E-02	0.00E+00	1.0E+06	0.0E+00
522	0	1.47E-05	0.0E+00	6.05E-04	0.00E+00	0.08	4.71E-02	0.00E+00	1.0E+06	0.0E+00
523	0	1.47E-05	0.0E+00	6.05E-04	0.00E+00	0.08	4.71E-02	0.00E+00	1.0E+06	0.0E+00
524	0	1.47E-05	0.0E+00	6.05E-04	0.00E+00	0.08	4.71E-02	0.00E+00	1.0E+06	0.0E+00
525	0	1.47E-05	0.0E+00	6.05E-04	0.00E+00	0.08	4.71E-02	0.00E+00	1.0E+06	0.0E+00
526	0	1.47E-05	0.0E+00	6.05E-04	0.00E+00	0.08	4.71E-02	0.00E+00	1.0E+06	0.0E+00
527	0	1.47E-05	0.0E+00	6.05E-04	0.00E+00	0.08	4.71E-02	0.00E+00	1.0E+06	0.0E+00
528	0	1.47E-05	0.0E+00	6.05E-04	0.00E+00	0.08	4.71E-02	0.00E+00	1.0E+06	0.0E+00
529	0	1.47E-05	0.0E+00	6.05E-04	0.00E+00	0.08	4.71E-02	0.00E+00	1.0E+06	0.0E+00
530	0	1.47E-05	0.0E+00	6.05E-04	0.00E+00	0.08	4.71E-02	0.00E+00	1.0E+06	0.0E+00
531	0	1.47E-05	0.0E+00	6.05E-04	0.00E+00	0.08	4.71E-02	0.00E+00	1.0E+06	0.0E+00
532	0	1.47E-05	0.0E+00	6.05E-04	0.00E+00	0.08	4.71E-02	0.00E+00	1.0E+06	0.0E+00
533	0	1.47E-05	0.0E+00	6.05E-04	0.00E+00	0.08	4.71E-02	0.00E+00	1.0E+06	0.0E+00
534	0	1.47E-05	0.0E+00	6.05E-04	0.00E+00	0.08	4.71E-02	0.00E+00	1.0E+06	0.0E+00
535	0	1.47E-05	0.0E+00	6.05E-04	0.00E+00	0.08	4.71E-02	0.00E+00	1.0E+06	0.0E+00
536	0	1.47E-05	0.0E+00	6.05E-04	0.00E+00	0.08	4.71E-02	0.00E+00	1.0E+06	0.0E+00
537	0	1.47E-05	0.0E+00	6.05E-04	0.00E+00	0.08	4.71E-02	0.00E+00	1.0E+06	0.0E+00
538	0	1.47E-05	0.0E+00	6.05E-04	0.00E+00	0.08	4.71E-02	0.00E+00	1.0E+06	0.0E+00
539	0	1.47E-05	0.0E+00	6.05E-04	0.00E+00	0.08	4.71E-02	0.00E+00	1.0E+06	0.0E+00
540	0	1.47E-05	0.0E+00	6.05E-04	0.00E+00	0.08	4.71E-02	0.00E+00	1.0E+06	0.0E+00
541	0	1.47E-05	0.0E+00	6.05E-04	0.00E+00	0.08	4.71E-02	0.00E+00	1.0E+06	0.0E+00
542	0	1.47E-05	0.0E+00	6.05E-04	0.00E+00	0.08	4.71E-02	0.00E+00	1.0E+06	0.0E+00
543	0	1.47E-05	0.0E+00	6.05E-04	0.00E+00	0.08	4.71E-02	0.00E+00	1.0E+06	0.0E+00
544	0	1.47E-05	0.0E+00	6.05E-04	0.00E+00	0.08	4.71E-02	0.00E+00	1.0E+06	0.0E+00
545	0	1.47E-05	0.0E+00	6.05E-04	0.00E+00	0.08	4.71E-02	0.00E+00	1.0E+06	0.0E+00
546	0	1.47E-05	0.0E+00	6.05E-04	0.00E+00	0.08	4.71E-02	0.00E+00	1.0E+06	0.0E+00

Ventura Ranch

P3 (on) - Grading Haul or Vendor Risk

					Cancer Risk from 2 to 16 years					
Receptor #	Conc	g/sec	Cair	Dose Constant	Dose	ED	Risk Constant	Risk	Constant 2	Risk/ Million
547	0	1.47E-05	0.0E+00	6.05E-04	0.00E+00	0.08	4.71E-02	0.00E+00	1.0E+06	0.0E+00
548	0	1.47E-05	0.0E+00	6.05E-04	0.00E+00	0.08	4.71E-02	0.00E+00	1.0E+06	0.0E+00
549	0	1.47E-05	0.0E+00	6.05E-04	0.00E+00	0.08	4.71E-02	0.00E+00	1.0E+06	0.0E+00
550	0	1.47E-05	0.0E+00	6.05E-04	0.00E+00	0.08	4.71E-02	0.00E+00	1.0E+06	0.0E+00
551	0	1.47E-05	0.0E+00	6.05E-04	0.00E+00	0.08	4.71E-02	0.00E+00	1.0E+06	0.0E+00
552	0	1.47E-05	0.0E+00	6.05E-04	0.00E+00	0.08	4.71E-02	0.00E+00	1.0E+06	0.0E+00
553	0	1.47E-05	0.0E+00	6.05E-04	0.00E+00	0.08	4.71E-02	0.00E+00	1.0E+06	0.0E+00
554	0	1.47E-05	0.0E+00	6.05E-04	0.00E+00	0.08	4.71E-02	0.00E+00	1.0E+06	0.0E+00
555	0	1.47E-05	0.0E+00	6.05E-04	0.00E+00	0.08	4.71E-02	0.00E+00	1.0E+06	0.0E+00
556	0	1.47E-05	0.0E+00	6.05E-04	0.00E+00	0.08	4.71E-02	0.00E+00	1.0E+06	0.0E+00
557	0	1.47E-05	0.0E+00	6.05E-04	0.00E+00	0.08	4.71E-02	0.00E+00	1.0E+06	0.0E+00
558	0	1.47E-05	0.0E+00	6.05E-04	0.00E+00	0.08	4.71E-02	0.00E+00	1.0E+06	0.0E+00
559	0	1.47E-05	0.0E+00	6.05E-04	0.00E+00	0.08	4.71E-02	0.00E+00	1.0E+06	0.0E+00
560	0	1.47E-05	0.0E+00	6.05E-04	0.00E+00	0.08	4.71E-02	0.00E+00	1.0E+06	0.0E+00
0	0	1.47E-05	0.0E+00	6.05E-04	0.00E+00	0.08	4.71E-02	0.00E+00	1.0E+06	0.0E+00

Ventura Ranch

P2 (on) - Grading Haul or Vendor Risk

Max Cancer Risk Cancer Risk	
Receptor #	**Total Risk/ Million**
361	9.0E-05
362	7.3E-05
363	6.1E-05
364	5.2E-05
365	1.1E-04
366	8.8E-05
367	7.1E-05
368	6.0E-05
369	5.2E-05
370	4.6E-05
371	1.4E-04
372	1.1E-04
373	8.5E-05
374	7.1E-05
375	6.0E-05
376	1.9E-04
377	1.4E-04
378	1.1E-04
379	8.5E-05
380	7.0E-05
381	2.9E-04
382	2.0E-04
383	1.4E-04
384	1.0E-04
385	8.3E-05
386	5.1E-04
387	3.3E-04
388	1.9E-04
389	1.3E-04
390	9.9E-05
391	1.8E-04

Max	**Receptor #**	
0.001	400	Res

Chronic Non Cancer Risk	
REL	**HI Offroad**
5	8.01E-07
5	7.60E-07
5	7.28E-07
5	6.99E-07
5	6.71E-07
5	6.34E-07
5	5.95E-07
5	5.58E-07
5	5.15E-07
5	4.72E-07
5	4.32E-07
5	3.95E-07
5	3.59E-07
5	3.26E-07
5	3.02E-07
5	2.81E-07
5	2.38E-07
5	2.24E-07
5	1.98E-07
5	1.83E-07
5	1.66E-07
5	6.13E-07
5	5.73E-07
5	5.33E-07
5	4.93E-07
5	4.53E-07
5	4.10E-07
5	3.69E-07
5	3.38E-07
5	3.22E-07
5	2.69E-07

Max	**Receptor #**	
6.142E-05	453	Res

Ventura Ranch
P2 (on) - Grading Haul or Vendor Risk

Max Cancer Risk Cancer Risk		*Chronic Non Cancer Risk*	
Receptor #	Total Risk/ Million	REL	HI Offroad
392	2.3E-04	5	2.06E-07
393	3.1E-04	5	2.01E-07
394	1.8E-04	5	2.05E-07
395	2.8E-04	5	3.87E-07
396	3.9E-04	5	3.35E-07
397	4.4E-04	5	1.76E-06
398	2.6E-04	5	1.53E-06
399	3.7E-04	5	1.35E-06
400	6.9E-04	5	1.21E-06
401	4.5E-04	5	1.94E-06
402	3.0E-04	5	1.67E-06
403	2.1E-04	5	1.46E-06
404	5.4E-04	5	1.31E-06
405	5.8E-04	5	1.19E-06
406	4.0E-04	5	6.71E-07
407	3.0E-04	5	6.22E-07
408	2.2E-04	5	1.84E-06
409	1.7E-04	5	1.60E-06
410	1.3E-04	5	1.41E-06
411	1.0E-04	5	1.29E-06
412	5.1E-04	5	7.07E-07
413	3.7E-04	5	6.51E-07
414	2.8E-04	5	6.09E-07
415	2.2E-04	5	1.76E-06
416	1.8E-04	5	1.55E-06
417	1.4E-04	5	1.40E-06
418	1.1E-04	5	1.29E-06
419	9.4E-05	5	7.45E-07
420	7.7E-05	5	6.88E-07
421	4.6E-04	5	6.40E-07
422	3.4E-04	5	7.85E-07

Ventura Ranch

P2 (on) - Grading Haul or Vendor Risk

Max Cancer Risk Cancer Risk		*Chronic Non Cancer Risk*	
Receptor #	Total Risk/ Million	REL	HI Offroad
423	2.6E-04	5	7.26E-07
424	2.1E-04	5	6.68E-07
425	1.7E-04	5	7.64E-07
426	1.4E-04	5	2.97E-06
427	1.2E-04	5	2.44E-06
428	1.0E-04	5	3.76E-07
429	8.4E-05	5	3.08E-07
430	7.1E-05	5	2.68E-07
431	6.0E-05	5	2.44E-07
432	5.1E-05	5	3.46E-06
433	3.1E-04	5	2.80E-06
434	2.5E-04	5	4.69E-07
435	2.0E-04	5	3.99E-07
436	1.7E-04	5	3.30E-07
437	1.4E-04	5	2.87E-07
438	1.2E-04	5	2.69E-07
439	1.0E-04	5	4.14E-06
440	8.7E-05	5	3.27E-06
441	7.5E-05	5	4.73E-07
442	6.5E-05	5	4.24E-07
443	2.9E-04	5	3.91E-07
444	2.3E-04	5	3.80E-07
445	1.9E-04	5	3.28E-07
446	1.6E-04	5	5.10E-06
447	1.4E-04	5	3.79E-06
448	1.2E-04	5	4.66E-07
449	1.0E-04	5	4.57E-05
450	8.9E-05	5	3.36E-05
451	7.7E-05	5	5.34E-05
452	6.7E-05	5	3.28E-05
453	2.6E-04	5	6.14E-05

Ventura Ranch
P2 (on) - Grading Haul or Vendor Risk

Max Cancer Risk Cancer Risk		*Chronic Non Cancer Risk*	
Receptor #	Total Risk/ Million	REL	HI Offroad
454	2.2E-04	5	3.82E-05
455	1.8E-04	5	2.66E-05
456	1.5E-04	5	1.95E-05
457	1.3E-04	5	1.46E-05
458	1.2E-04	5	1.14E-05
459	1.0E-04	5	4.03E-05
460	8.8E-05	5	2.90E-05
461	7.8E-05	5	2.19E-05
462	6.9E-05	5	1.70E-05
463	1.1E-04	5	1.33E-05
464	9.8E-05	5	1.05E-05
465	8.7E-05	5	8.45E-06
466	7.7E-05	5	6.92E-06
467	6.9E-05	5	5.80E-06
468	0.0E+00	5	4.93E-06
469	0.0E+00	5	2.99E-05
470	0.0E+00	5	2.31E-05
471	0.0E+00	5	1.83E-05
472	0.0E+00	5	1.43E-05
473	0.0E+00	5	1.17E-05
474	0.0E+00	5	9.74E-06
475	0.0E+00	5	8.01E-06
476	0.0E+00	5	6.69E-06
477	0.0E+00	5	5.66E-06
478	0.0E+00	5	4.82E-06
479	0.0E+00	5	4.11E-06
480	0.0E+00	5	3.53E-06
481	0.0E+00	5	3.07E-06
482	0.0E+00	5	2.66E-06
483	0.0E+00	5	2.36E-05
484	0.0E+00	5	1.91E-05

Ventura Ranch
P2 (on) - Grading Haul or Vendor Risk

Max Cancer Risk Cancer Risk		*Chronic Non Cancer Risk*	
Receptor #	Total Risk/ Million	REL	HI Offroad
485	0.0E+00	5	1.55E-05
486	0.0E+00	5	1.22E-05
487	0.0E+00	5	1.03E-05
488	0.0E+00	5	8.82E-06
489	0.0E+00	5	7.11E-06
490	0.0E+00	5	6.11E-06
491	0.0E+00	5	5.36E-06
492	0.0E+00	5	4.62E-06
493	0.0E+00	5	4.03E-06
494	0.0E+00	5	3.56E-06
495	0.0E+00	5	3.12E-06
496	0.0E+00	5	2.73E-06
497	0.0E+00	5	2.41E-06
498	0.0E+00	5	2.10E-06
499	0.0E+00	5	1.94E-05
500	0.0E+00	5	1.62E-05
501	0.0E+00	5	1.34E-05
502	0.0E+00	5	1.06E-05
503	0.0E+00	5	9.26E-06
504	0.0E+00	5	7.96E-06
505	0.0E+00	5	6.47E-06
506	0.0E+00	5	5.68E-06
507	0.0E+00	5	5.03E-06
508	0.0E+00	5	4.31E-06
509	0.0E+00	5	3.81E-06
510	0.0E+00	5	3.44E-06
511	0.0E+00	5	3.03E-06
512	0.0E+00	5	2.66E-06
513	0.0E+00	5	2.42E-06
514	0.0E+00	5	2.14E-06
515	0.0E+00	5	1.65E-05

Ventura Ranch
P2 (on) - Grading Haul or Vendor Risk

Max Cancer Risk Cancer Risk		*Chronic Non Cancer Risk*	
Receptor #	Total Risk/ Million	REL	HI Offroad
516	0.0E+00	5	1.41E-05
517	0.0E+00	5	1.18E-05
518	0.0E+00	5	9.38E-06
519	0.0E+00	5	8.32E-06
520	0.0E+00	5	7.22E-06
521	0.0E+00	5	5.93E-06
522	0.0E+00	5	5.26E-06
523	0.0E+00	5	4.71E-06
524	0.0E+00	5	4.07E-06
525	0.0E+00	5	3.62E-06
526	0.0E+00	5	3.30E-06
527	0.0E+00	5	2.92E-06
528	0.0E+00	5	2.57E-06
529	0.0E+00	5	2.36E-06
530	0.0E+00	5	2.11E-06
531	0.0E+00	5	1.43E-05
532	0.0E+00	5	1.24E-05
533	0.0E+00	5	1.05E-05
534	0.0E+00	5	8.40E-06
535	0.0E+00	5	7.49E-06
536	0.0E+00	5	6.58E-06
537	0.0E+00	5	5.47E-06
538	0.0E+00	5	4.87E-06
539	0.0E+00	5	4.38E-06
540	0.0E+00	5	3.81E-06
541	0.0E+00	5	3.40E-06
542	0.0E+00	5	3.12E-06
543	0.0E+00	5	2.79E-06
544	0.0E+00	5	2.45E-06
545	0.0E+00	5	2.26E-06
546	0.0E+00	5	2.04E-06

Ventura Ranch
P2 (on) - Grading Haul or Vendor Risk

Max Cancer Risk Cancer Risk		*Chronic Non Cancer Risk*	
Receptor #	**Total Risk/ Million**	**REL**	**HI Offroad**
547	0.0E+00	5	1.28E-05
548	0.0E+00	5	1.11E-05
549	0.0E+00	5	9.45E-06
550	0.0E+00	5	7.58E-06
551	0.0E+00	5	6.78E-06
552	0.0E+00	5	6.02E-06
553	0.0E+00	5	5.02E-06
554	0.0E+00	5	4.49E-06
555	0.0E+00	5	4.07E-06
556	0.0E+00	5	3.58E-06
557	0.0E+00	5	3.20E-06
558	0.0E+00	5	2.96E-06
559	0.0E+00	5	2.66E-06
560	0.0E+00	5	2.32E-06
0	0.0E+00	5	2.17E-06

Ventura Ranch

P3 (on) - Building Construction

		Cancer Risk from 2 to 16 years								
Receptor #	Conc	g/sec	Cair	Dose Constant	Dose	ED	Risk Constant	Risk	Constant 2	Risk/ Million
361	0.9254	8.82E-04	8.2E-04	6.05E-04	4.94E-07	0.84	4.71E-02	1.95E-08	1.0E+06	1.9E-02
362	1.03027	8.82E-04	9.1E-04	6.05E-04	5.50E-07	0.84	4.71E-02	2.17E-08	1.0E+06	2.2E-02
363	1.15965	8.82E-04	1.0E-03	6.05E-04	6.19E-07	0.84	4.71E-02	2.44E-08	1.0E+06	2.4E-02
364	1.31989	8.82E-04	1.2E-03	6.05E-04	7.04E-07	0.84	4.71E-02	2.77E-08	1.0E+06	2.8E-02
365	0.93566	8.82E-04	8.3E-04	6.05E-04	4.99E-07	0.84	4.71E-02	1.97E-08	1.0E+06	2.0E-02
366	1.03894	8.82E-04	9.2E-04	6.05E-04	5.54E-07	0.84	4.71E-02	2.18E-08	1.0E+06	2.2E-02
367	1.16542	8.82E-04	1.0E-03	6.05E-04	6.22E-07	0.84	4.71E-02	2.45E-08	1.0E+06	2.5E-02
368	1.32227	8.82E-04	1.2E-03	6.05E-04	7.06E-07	0.84	4.71E-02	2.78E-08	1.0E+06	2.8E-02
369	1.51827	8.82E-04	1.3E-03	6.05E-04	8.10E-07	0.84	4.71E-02	3.19E-08	1.0E+06	3.2E-02
370	1.76601	8.82E-04	1.6E-03	6.05E-04	9.42E-07	0.84	4.71E-02	3.71E-08	1.0E+06	3.7E-02
371	0.94878	8.82E-04	8.4E-04	6.05E-04	5.06E-07	0.84	4.71E-02	1.99E-08	1.0E+06	2.0E-02
372	1.05133	8.82E-04	9.3E-04	6.05E-04	5.61E-07	0.84	4.71E-02	2.21E-08	1.0E+06	2.2E-02
373	1.17578	8.82E-04	1.0E-03	6.05E-04	6.27E-07	0.84	4.71E-02	2.47E-08	1.0E+06	2.5E-02
374	1.32924	8.82E-04	1.2E-03	6.05E-04	7.09E-07	0.84	4.71E-02	2.79E-08	1.0E+06	2.8E-02
375	1.52051	8.82E-04	1.3E-03	6.05E-04	8.11E-07	0.84	4.71E-02	3.20E-08	1.0E+06	3.2E-02
376	0.96279	8.82E-04	8.5E-04	6.05E-04	5.14E-07	0.84	4.71E-02	2.02E-08	1.0E+06	2.0E-02
377	1.06563	8.82E-04	9.4E-04	6.05E-04	5.69E-07	0.84	4.71E-02	2.24E-08	1.0E+06	2.2E-02
378	1.18941	8.82E-04	1.0E-03	6.05E-04	6.35E-07	0.84	4.71E-02	2.50E-08	1.0E+06	2.5E-02
379	1.33985	8.82E-04	1.2E-03	6.05E-04	7.15E-07	0.84	4.71E-02	2.82E-08	1.0E+06	2.8E-02
380	1.52857	8.82E-04	1.3E-03	6.05E-04	8.16E-07	0.84	4.71E-02	3.21E-08	1.0E+06	3.2E-02
381	0.97708	8.82E-04	8.6E-04	6.05E-04	5.21E-07	0.84	4.71E-02	2.05E-08	1.0E+06	2.1E-02
382	1.07966	8.82E-04	9.5E-04	6.05E-04	5.76E-07	0.84	4.71E-02	2.27E-08	1.0E+06	2.3E-02
383	1.20311	8.82E-04	1.1E-03	6.05E-04	6.42E-07	0.84	4.71E-02	2.53E-08	1.0E+06	2.5E-02
384	1.35229	8.82E-04	1.2E-03	6.05E-04	7.22E-07	0.84	4.71E-02	2.84E-08	1.0E+06	2.8E-02
385	1.53908	8.82E-04	1.4E-03	6.05E-04	8.21E-07	0.84	4.71E-02	3.24E-08	1.0E+06	3.2E-02
386	0.98985	8.82E-04	8.7E-04	6.05E-04	5.28E-07	0.84	4.71E-02	2.08E-08	1.0E+06	2.1E-02
387	1.09225	8.82E-04	9.6E-04	6.05E-04	5.83E-07	0.84	4.71E-02	2.30E-08	1.0E+06	2.3E-02
388	1.2144	8.82E-04	1.1E-03	6.05E-04	6.48E-07	0.84	4.71E-02	2.55E-08	1.0E+06	2.6E-02
389	1.36332	8.82E-04	1.2E-03	6.05E-04	7.28E-07	0.84	4.71E-02	2.87E-08	1.0E+06	2.9E-02
390	1.54778	8.82E-04	1.4E-03	6.05E-04	8.26E-07	0.84	4.71E-02	3.25E-08	1.0E+06	3.3E-02
391	0.99861	8.82E-04	8.8E-04	6.05E-04	5.33E-07	0.84	4.71E-02	2.10E-08	1.0E+06	2.1E-02

Ventura Ranch

P3 (on) - Building Construction

		Cancer Risk from 2 to 16 years								
Receptor #	Conc	g/sec	Cair	Dose Constant	Dose	ED	Risk Constant	Risk	Constant 2	Risk/ Million
392	1.10152	8.82E-04	9.7E-04	6.05E-04	5.88E-07	0.84	4.71E-02	2.32E-08	1.0E+06	2.3E-02
393	1.22333	8.82E-04	1.1E-03	6.05E-04	6.53E-07	0.84	4.71E-02	2.57E-08	1.0E+06	2.6E-02
394	1.37029	8.82E-04	1.2E-03	6.05E-04	7.31E-07	0.84	4.71E-02	2.88E-08	1.0E+06	2.9E-02
395	1.00254	8.82E-04	8.8E-04	6.05E-04	5.35E-07	0.84	4.71E-02	2.11E-08	1.0E+06	2.1E-02
396	1.10549	8.82E-04	9.8E-04	6.05E-04	5.90E-07	0.84	4.71E-02	2.32E-08	1.0E+06	2.3E-02
397	1.22593	8.82E-04	1.1E-03	6.05E-04	6.54E-07	0.84	4.71E-02	2.58E-08	1.0E+06	2.6E-02
398	1.37035	8.82E-04	1.2E-03	6.05E-04	7.31E-07	0.84	4.71E-02	2.88E-08	1.0E+06	2.9E-02
399	0.99973	8.82E-04	8.8E-04	6.05E-04	5.34E-07	0.84	4.71E-02	2.10E-08	1.0E+06	2.1E-02
400	1.10232	8.82E-04	9.7E-04	6.05E-04	5.88E-07	0.84	4.71E-02	2.32E-08	1.0E+06	2.3E-02
401	1.22107	8.82E-04	1.1E-03	6.05E-04	6.52E-07	0.84	4.71E-02	2.57E-08	1.0E+06	2.6E-02
402	1.36239	8.82E-04	1.2E-03	6.05E-04	7.27E-07	0.84	4.71E-02	2.86E-08	1.0E+06	2.9E-02
403	1.53268	8.82E-04	1.4E-03	6.05E-04	8.18E-07	0.84	4.71E-02	3.22E-08	1.0E+06	3.2E-02
404	0.9902	8.82E-04	8.7E-04	6.05E-04	5.28E-07	0.84	4.71E-02	2.08E-08	1.0E+06	2.1E-02
405	1.09122	8.82E-04	9.6E-04	6.05E-04	5.82E-07	0.84	4.71E-02	2.29E-08	1.0E+06	2.3E-02
406	1.20781	8.82E-04	1.1E-03	6.05E-04	6.45E-07	0.84	4.71E-02	2.54E-08	1.0E+06	2.5E-02
407	1.34516	8.82E-04	1.2E-03	6.05E-04	7.18E-07	0.84	4.71E-02	2.83E-08	1.0E+06	2.8E-02
408	1.50954	8.82E-04	1.3E-03	6.05E-04	8.06E-07	0.84	4.71E-02	3.17E-08	1.0E+06	3.2E-02
409	1.71045	8.82E-04	1.5E-03	6.05E-04	9.13E-07	0.84	4.71E-02	3.60E-08	1.0E+06	3.6E-02
410	1.96184	8.82E-04	1.7E-03	6.05E-04	1.05E-06	0.84	4.71E-02	4.12E-08	1.0E+06	4.1E-02
411	2.28549	8.82E-04	2.0E-03	6.05E-04	1.22E-06	0.84	4.71E-02	4.80E-08	1.0E+06	4.8E-02
412	1.07073	8.82E-04	9.4E-04	6.05E-04	5.71E-07	0.84	4.71E-02	2.25E-08	1.0E+06	2.3E-02
413	1.18373	8.82E-04	1.0E-03	6.05E-04	6.32E-07	0.84	4.71E-02	2.49E-08	1.0E+06	2.5E-02
414	1.31635	8.82E-04	1.2E-03	6.05E-04	7.02E-07	0.84	4.71E-02	2.77E-08	1.0E+06	2.8E-02
415	1.47422	8.82E-04	1.3E-03	6.05E-04	7.87E-07	0.84	4.71E-02	3.10E-08	1.0E+06	3.1E-02
416	1.66615	8.82E-04	1.5E-03	6.05E-04	8.89E-07	0.84	4.71E-02	3.50E-08	1.0E+06	3.5E-02
417	1.90315	8.82E-04	1.7E-03	6.05E-04	1.02E-06	0.84	4.71E-02	4.00E-08	1.0E+06	4.0E-02
418	2.20457	8.82E-04	1.9E-03	6.05E-04	1.18E-06	0.84	4.71E-02	4.63E-08	1.0E+06	4.6E-02
419	2.60206	8.82E-04	2.3E-03	6.05E-04	1.39E-06	0.84	4.71E-02	5.47E-08	1.0E+06	5.5E-02
420	3.14784	8.82E-04	2.8E-03	6.05E-04	1.68E-06	0.84	4.71E-02	6.62E-08	1.0E+06	6.6E-02
421	1.03592	8.82E-04	9.1E-04	6.05E-04	5.53E-07	0.84	4.71E-02	2.18E-08	1.0E+06	2.2E-02
422	1.14794	8.82E-04	1.0E-03	6.05E-04	6.13E-07	0.84	4.71E-02	2.41E-08	1.0E+06	2.4E-02

Ventura Ranch

P3 (on) - Building Construction

		Cancer Risk from 2 to 16 years								
Receptor #	Conc	g/sec	Cair	Dose Constant	Dose	ED	Risk Constant	Risk	Constant 2	Risk/ Million
423	1.27494	8.82E-04	1.1E-03	6.05E-04	6.80E-07	0.84	4.71E-02	2.68E-08	1.0E+06	2.7E-02
424	1.42577	8.82E-04	1.3E-03	6.05E-04	7.61E-07	0.84	4.71E-02	3.00E-08	1.0E+06	3.0E-02
425	1.60782	8.82E-04	1.4E-03	6.05E-04	8.58E-07	0.84	4.71E-02	3.38E-08	1.0E+06	3.4E-02
426	1.83067	8.82E-04	1.6E-03	6.05E-04	9.77E-07	0.84	4.71E-02	3.85E-08	1.0E+06	3.8E-02
427	2.1116	8.82E-04	1.9E-03	6.05E-04	1.13E-06	0.84	4.71E-02	4.44E-08	1.0E+06	4.4E-02
428	2.47689	8.82E-04	2.2E-03	6.05E-04	1.32E-06	0.84	4.71E-02	5.21E-08	1.0E+06	5.2E-02
429	2.97319	8.82E-04	2.6E-03	6.05E-04	1.59E-06	0.84	4.71E-02	6.25E-08	1.0E+06	6.3E-02
430	3.68829	8.82E-04	3.3E-03	6.05E-04	1.97E-06	0.84	4.71E-02	7.75E-08	1.0E+06	7.8E-02
431	4.77843	8.82E-04	4.2E-03	6.05E-04	2.55E-06	0.84	4.71E-02	1.00E-07	1.0E+06	1.0E-01
432	6.52211	8.82E-04	5.8E-03	6.05E-04	3.48E-06	0.84	4.71E-02	1.37E-07	1.0E+06	1.4E-01
433	1.10042	8.82E-04	9.7E-04	6.05E-04	5.87E-07	0.84	4.71E-02	2.31E-08	1.0E+06	2.3E-02
434	1.22088	8.82E-04	1.1E-03	6.05E-04	6.52E-07	0.84	4.71E-02	2.57E-08	1.0E+06	2.6E-02
435	1.36322	8.82E-04	1.2E-03	6.05E-04	7.27E-07	0.84	4.71E-02	2.87E-08	1.0E+06	2.9E-02
436	1.53418	8.82E-04	1.4E-03	6.05E-04	8.19E-07	0.84	4.71E-02	3.23E-08	1.0E+06	3.2E-02
437	1.74259	8.82E-04	1.5E-03	6.05E-04	9.30E-07	0.84	4.71E-02	3.66E-08	1.0E+06	3.7E-02
438	2.0034	8.82E-04	1.8E-03	6.05E-04	1.07E-06	0.84	4.71E-02	4.21E-08	1.0E+06	4.2E-02
439	2.33956	8.82E-04	2.1E-03	6.05E-04	1.25E-06	0.84	4.71E-02	4.92E-08	1.0E+06	4.9E-02
440	2.79	8.82E-04	2.5E-03	6.05E-04	1.49E-06	0.84	4.71E-02	5.87E-08	1.0E+06	5.9E-02
441	3.4323	8.82E-04	3.0E-03	6.05E-04	1.83E-06	0.84	4.71E-02	7.22E-08	1.0E+06	7.2E-02
442	4.4191	8.82E-04	3.9E-03	6.05E-04	2.36E-06	0.84	4.71E-02	9.29E-08	1.0E+06	9.3E-02
443	1.04264	8.82E-04	9.2E-04	6.05E-04	5.56E-07	0.84	4.71E-02	2.19E-08	1.0E+06	2.2E-02
444	1.15503	8.82E-04	1.0E-03	6.05E-04	6.16E-07	0.84	4.71E-02	2.43E-08	1.0E+06	2.4E-02
445	1.28715	8.82E-04	1.1E-03	6.05E-04	6.87E-07	0.84	4.71E-02	2.71E-08	1.0E+06	2.7E-02
446	1.44519	8.82E-04	1.3E-03	6.05E-04	7.71E-07	0.84	4.71E-02	3.04E-08	1.0E+06	3.0E-02
447	1.63785	8.82E-04	1.4E-03	6.05E-04	8.74E-07	0.84	4.71E-02	3.44E-08	1.0E+06	3.4E-02
448	1.8779	8.82E-04	1.7E-03	6.05E-04	1.00E-06	0.84	4.71E-02	3.95E-08	1.0E+06	3.9E-02
449	2.18556	8.82E-04	1.9E-03	6.05E-04	1.17E-06	0.84	4.71E-02	4.59E-08	1.0E+06	4.6E-02
450	2.5935	8.82E-04	2.3E-03	6.05E-04	1.38E-06	0.84	4.71E-02	5.45E-08	1.0E+06	5.5E-02
451	3.16637	8.82E-04	2.8E-03	6.05E-04	1.69E-06	0.84	4.71E-02	6.66E-08	1.0E+06	6.7E-02
452	4.03457	8.82E-04	3.6E-03	6.05E-04	2.15E-06	0.84	4.71E-02	8.48E-08	1.0E+06	8.5E-02
453	0.97083	8.82E-04	8.6E-04	6.05E-04	5.18E-07	0.84	4.71E-02	2.04E-08	1.0E+06	2.0E-02

Ventura Ranch

P3 (on) - Building Construction

		Cancer Risk from 2 to 16 years								
Receptor #	Conc	g/sec	Cair	Dose Constant	Dose	ED	Risk Constant	Risk	Constant 2	Risk/ Million
454	1.07436	8.82E-04	9.5E-04	6.05E-04	5.73E-07	0.84	4.71E-02	2.26E-08	1.0E+06	2.3E-02
455	1.19689	8.82E-04	1.1E-03	6.05E-04	6.39E-07	0.84	4.71E-02	2.52E-08	1.0E+06	2.5E-02
456	1.34123	8.82E-04	1.2E-03	6.05E-04	7.16E-07	0.84	4.71E-02	2.82E-08	1.0E+06	2.8E-02
457	1.51548	8.82E-04	1.3E-03	6.05E-04	8.09E-07	0.84	4.71E-02	3.19E-08	1.0E+06	3.2E-02
458	1.73217	8.82E-04	1.5E-03	6.05E-04	9.24E-07	0.84	4.71E-02	3.64E-08	1.0E+06	3.6E-02
459	2.00888	8.82E-04	1.8E-03	6.05E-04	1.07E-06	0.84	4.71E-02	4.22E-08	1.0E+06	4.2E-02
460	2.37332	8.82E-04	2.1E-03	6.05E-04	1.27E-06	0.84	4.71E-02	4.99E-08	1.0E+06	5.0E-02
461	2.87738	8.82E-04	2.5E-03	6.05E-04	1.54E-06	0.84	4.71E-02	6.05E-08	1.0E+06	6.0E-02
462	3.62529	8.82E-04	3.2E-03	6.05E-04	1.93E-06	0.84	4.71E-02	7.62E-08	1.0E+06	7.6E-02
463	1.56699	8.82E-04	1.4E-03	6.05E-04	8.36E-07	0.84	4.71E-02	3.29E-08	1.0E+06	3.3E-02
464	1.80728	8.82E-04	1.6E-03	6.05E-04	9.64E-07	0.84	4.71E-02	3.80E-08	1.0E+06	3.8E-02
465	2.12022	8.82E-04	1.9E-03	6.05E-04	1.13E-06	0.84	4.71E-02	4.46E-08	1.0E+06	4.5E-02
466	2.54906	8.82E-04	2.2E-03	6.05E-04	1.36E-06	0.84	4.71E-02	5.36E-08	1.0E+06	5.4E-02
467	3.17482	8.82E-04	2.8E-03	6.05E-04	1.69E-06	0.84	4.71E-02	6.67E-08	1.0E+06	6.7E-02
468	0	8.82E-04	0.0E+00	6.05E-04	0.00E+00	0.84	4.71E-02	0.00E+00	1.0E+06	0.0E+00
469	0	8.82E-04	0.0E+00	6.05E-04	0.00E+00	0.84	4.71E-02	0.00E+00	1.0E+06	0.0E+00
470	0	8.82E-04	0.0E+00	6.05E-04	0.00E+00	0.84	4.71E-02	0.00E+00	1.0E+06	0.0E+00
471	0	8.82E-04	0.0E+00	6.05E-04	0.00E+00	0.84	4.71E-02	0.00E+00	1.0E+06	0.0E+00
472	0	8.82E-04	0.0E+00	6.05E-04	0.00E+00	0.84	4.71E-02	0.00E+00	1.0E+06	0.0E+00
473	0	8.82E-04	0.0E+00	6.05E-04	0.00E+00	0.84	4.71E-02	0.00E+00	1.0E+06	0.0E+00
474	0	8.82E-04	0.0E+00	6.05E-04	0.00E+00	0.84	4.71E-02	0.00E+00	1.0E+06	0.0E+00
475	0	8.82E-04	0.0E+00	6.05E-04	0.00E+00	0.84	4.71E-02	0.00E+00	1.0E+06	0.0E+00
476	0	8.82E-04	0.0E+00	6.05E-04	0.00E+00	0.84	4.71E-02	0.00E+00	1.0E+06	0.0E+00
477	0	8.82E-04	0.0E+00	6.05E-04	0.00E+00	0.84	4.71E-02	0.00E+00	1.0E+06	0.0E+00
478	0	8.82E-04	0.0E+00	6.05E-04	0.00E+00	0.84	4.71E-02	0.00E+00	1.0E+06	0.0E+00
479	0	8.82E-04	0.0E+00	6.05E-04	0.00E+00	0.84	4.71E-02	0.00E+00	1.0E+06	0.0E+00
480	0	8.82E-04	0.0E+00	6.05E-04	0.00E+00	0.84	4.71E-02	0.00E+00	1.0E+06	0.0E+00
481	0	8.82E-04	0.0E+00	6.05E-04	0.00E+00	0.84	4.71E-02	0.00E+00	1.0E+06	0.0E+00
482	0	8.82E-04	0.0E+00	6.05E-04	0.00E+00	0.84	4.71E-02	0.00E+00	1.0E+06	0.0E+00
483	0	8.82E-04	0.0E+00	6.05E-04	0.00E+00	0.84	4.71E-02	0.00E+00	1.0E+06	0.0E+00
484	0	8.82E-04	0.0E+00	6.05E-04	0.00E+00	0.84	4.71E-02	0.00E+00	1.0E+06	0.0E+00

Ventura Ranch

P3 (on) - Building Construction

		Cancer Risk from 2 to 16 years								
Receptor #	Conc	g/sec	Cair	Dose Constant	Dose	ED	Risk Constant	Risk	Constant 2	Risk/ Million
485	0	8.82E-04	0.0E+00	6.05E-04	0.00E+00	0.84	4.71E-02	0.00E+00	1.0E+06	0.0E+00
486	0	8.82E-04	0.0E+00	6.05E-04	0.00E+00	0.84	4.71E-02	0.00E+00	1.0E+06	0.0E+00
487	0	8.82E-04	0.0E+00	6.05E-04	0.00E+00	0.84	4.71E-02	0.00E+00	1.0E+06	0.0E+00
488	0	8.82E-04	0.0E+00	6.05E-04	0.00E+00	0.84	4.71E-02	0.00E+00	1.0E+06	0.0E+00
489	0	8.82E-04	0.0E+00	6.05E-04	0.00E+00	0.84	4.71E-02	0.00E+00	1.0E+06	0.0E+00
490	0	8.82E-04	0.0E+00	6.05E-04	0.00E+00	0.84	4.71E-02	0.00E+00	1.0E+06	0.0E+00
491	0	8.82E-04	0.0E+00	6.05E-04	0.00E+00	0.84	4.71E-02	0.00E+00	1.0E+06	0.0E+00
492	0	8.82E-04	0.0E+00	6.05E-04	0.00E+00	0.84	4.71E-02	0.00E+00	1.0E+06	0.0E+00
493	0	8.82E-04	0.0E+00	6.05E-04	0.00E+00	0.84	4.71E-02	0.00E+00	1.0E+06	0.0E+00
494	0	8.82E-04	0.0E+00	6.05E-04	0.00E+00	0.84	4.71E-02	0.00E+00	1.0E+06	0.0E+00
495	0	8.82E-04	0.0E+00	6.05E-04	0.00E+00	0.84	4.71E-02	0.00E+00	1.0E+06	0.0E+00
496	0	8.82E-04	0.0E+00	6.05E-04	0.00E+00	0.84	4.71E-02	0.00E+00	1.0E+06	0.0E+00
497	0	8.82E-04	0.0E+00	6.05E-04	0.00E+00	0.84	4.71E-02	0.00E+00	1.0E+06	0.0E+00
498	0	8.82E-04	0.0E+00	6.05E-04	0.00E+00	0.84	4.71E-02	0.00E+00	1.0E+06	0.0E+00
499	0	8.82E-04	0.0E+00	6.05E-04	0.00E+00	0.84	4.71E-02	0.00E+00	1.0E+06	0.0E+00
500	0	8.82E-04	0.0E+00	6.05E-04	0.00E+00	0.84	4.71E-02	0.00E+00	1.0E+06	0.0E+00
501	0	8.82E-04	0.0E+00	6.05E-04	0.00E+00	0.84	4.71E-02	0.00E+00	1.0E+06	0.0E+00
502	0	8.82E-04	0.0E+00	6.05E-04	0.00E+00	0.84	4.71E-02	0.00E+00	1.0E+06	0.0E+00
503	0	8.82E-04	0.0E+00	6.05E-04	0.00E+00	0.84	4.71E-02	0.00E+00	1.0E+06	0.0E+00
504	0	8.82E-04	0.0E+00	6.05E-04	0.00E+00	0.84	4.71E-02	0.00E+00	1.0E+06	0.0E+00
505	0	8.82E-04	0.0E+00	6.05E-04	0.00E+00	0.84	4.71E-02	0.00E+00	1.0E+06	0.0E+00
506	0	8.82E-04	0.0E+00	6.05E-04	0.00E+00	0.84	4.71E-02	0.00E+00	1.0E+06	0.0E+00
507	0	8.82E-04	0.0E+00	6.05E-04	0.00E+00	0.84	4.71E-02	0.00E+00	1.0E+06	0.0E+00
508	0	8.82E-04	0.0E+00	6.05E-04	0.00E+00	0.84	4.71E-02	0.00E+00	1.0E+06	0.0E+00
509	0	8.82E-04	0.0E+00	6.05E-04	0.00E+00	0.84	4.71E-02	0.00E+00	1.0E+06	0.0E+00
510	0	8.82E-04	0.0E+00	6.05E-04	0.00E+00	0.84	4.71E-02	0.00E+00	1.0E+06	0.0E+00
511	0	8.82E-04	0.0E+00	6.05E-04	0.00E+00	0.84	4.71E-02	0.00E+00	1.0E+06	0.0E+00
512	0	8.82E-04	0.0E+00	6.05E-04	0.00E+00	0.84	4.71E-02	0.00E+00	1.0E+06	0.0E+00
513	0	8.82E-04	0.0E+00	6.05E-04	0.00E+00	0.84	4.71E-02	0.00E+00	1.0E+06	0.0E+00
514	0	8.82E-04	0.0E+00	6.05E-04	0.00E+00	0.84	4.71E-02	0.00E+00	1.0E+06	0.0E+00
515	0	8.82E-04	0.0E+00	6.05E-04	0.00E+00	0.84	4.71E-02	0.00E+00	1.0E+06	0.0E+00

Ventura Ranch

P3 (on) - Building Construction

		Cancer Risk from 2 to 16 years								
Receptor #	Conc	g/sec	Cair	Dose Constant	Dose	ED	Risk Constant	Risk	Constant 2	Risk/ Million
516	0	8.82E-04	0.0E+00	6.05E-04	0.00E+00	0.84	4.71E-02	0.00E+00	1.0E+06	0.0E+00
517	0	8.82E-04	0.0E+00	6.05E-04	0.00E+00	0.84	4.71E-02	0.00E+00	1.0E+06	0.0E+00
518	0	8.82E-04	0.0E+00	6.05E-04	0.00E+00	0.84	4.71E-02	0.00E+00	1.0E+06	0.0E+00
519	0	8.82E-04	0.0E+00	6.05E-04	0.00E+00	0.84	4.71E-02	0.00E+00	1.0E+06	0.0E+00
520	0	8.82E-04	0.0E+00	6.05E-04	0.00E+00	0.84	4.71E-02	0.00E+00	1.0E+06	0.0E+00
521	0	8.82E-04	0.0E+00	6.05E-04	0.00E+00	0.84	4.71E-02	0.00E+00	1.0E+06	0.0E+00
522	0	8.82E-04	0.0E+00	6.05E-04	0.00E+00	0.84	4.71E-02	0.00E+00	1.0E+06	0.0E+00
523	0	8.82E-04	0.0E+00	6.05E-04	0.00E+00	0.84	4.71E-02	0.00E+00	1.0E+06	0.0E+00
524	0	8.82E-04	0.0E+00	6.05E-04	0.00E+00	0.84	4.71E-02	0.00E+00	1.0E+06	0.0E+00
525	0	8.82E-04	0.0E+00	6.05E-04	0.00E+00	0.84	4.71E-02	0.00E+00	1.0E+06	0.0E+00
526	0	8.82E-04	0.0E+00	6.05E-04	0.00E+00	0.84	4.71E-02	0.00E+00	1.0E+06	0.0E+00
527	0	8.82E-04	0.0E+00	6.05E-04	0.00E+00	0.84	4.71E-02	0.00E+00	1.0E+06	0.0E+00
528	0	8.82E-04	0.0E+00	6.05E-04	0.00E+00	0.84	4.71E-02	0.00E+00	1.0E+06	0.0E+00
529	0	8.82E-04	0.0E+00	6.05E-04	0.00E+00	0.84	4.71E-02	0.00E+00	1.0E+06	0.0E+00
530	0	8.82E-04	0.0E+00	6.05E-04	0.00E+00	0.84	4.71E-02	0.00E+00	1.0E+06	0.0E+00
531	0	8.82E-04	0.0E+00	6.05E-04	0.00E+00	0.84	4.71E-02	0.00E+00	1.0E+06	0.0E+00
532	0	8.82E-04	0.0E+00	6.05E-04	0.00E+00	0.84	4.71E-02	0.00E+00	1.0E+06	0.0E+00
533	0	8.82E-04	0.0E+00	6.05E-04	0.00E+00	0.84	4.71E-02	0.00E+00	1.0E+06	0.0E+00
534	0	8.82E-04	0.0E+00	6.05E-04	0.00E+00	0.84	4.71E-02	0.00E+00	1.0E+06	0.0E+00
535	0	8.82E-04	0.0E+00	6.05E-04	0.00E+00	0.84	4.71E-02	0.00E+00	1.0E+06	0.0E+00
536	0	8.82E-04	0.0E+00	6.05E-04	0.00E+00	0.84	4.71E-02	0.00E+00	1.0E+06	0.0E+00
537	0	8.82E-04	0.0E+00	6.05E-04	0.00E+00	0.84	4.71E-02	0.00E+00	1.0E+06	0.0E+00
538	0	8.82E-04	0.0E+00	6.05E-04	0.00E+00	0.84	4.71E-02	0.00E+00	1.0E+06	0.0E+00
539	0	8.82E-04	0.0E+00	6.05E-04	0.00E+00	0.84	4.71E-02	0.00E+00	1.0E+06	0.0E+00
540	0	8.82E-04	0.0E+00	6.05E-04	0.00E+00	0.84	4.71E-02	0.00E+00	1.0E+06	0.0E+00
541	0	8.82E-04	0.0E+00	6.05E-04	0.00E+00	0.84	4.71E-02	0.00E+00	1.0E+06	0.0E+00
542	0	8.82E-04	0.0E+00	6.05E-04	0.00E+00	0.84	4.71E-02	0.00E+00	1.0E+06	0.0E+00
543	0	8.82E-04	0.0E+00	6.05E-04	0.00E+00	0.84	4.71E-02	0.00E+00	1.0E+06	0.0E+00
544	0	8.82E-04	0.0E+00	6.05E-04	0.00E+00	0.84	4.71E-02	0.00E+00	1.0E+06	0.0E+00
545	0	8.82E-04	0.0E+00	6.05E-04	0.00E+00	0.84	4.71E-02	0.00E+00	1.0E+06	0.0E+00
546	0	8.82E-04	0.0E+00	6.05E-04	0.00E+00	0.84	4.71E-02	0.00E+00	1.0E+06	0.0E+00

Ventura Ranch

P3 (on) - Building Construction

							Cancer Risk from 2 to 16 years			
Receptor #	Conc	g/sec	Cair	Dose Constant	Dose	ED	Risk Constant	Risk	Constant 2	Risk/ Million
547	0	8.82E-04	0.0E+00	6.05E-04	0.00E+00	0.84	4.71E-02	0.00E+00	1.0E+06	0.0E+00
548	0	8.82E-04	0.0E+00	6.05E-04	0.00E+00	0.84	4.71E-02	0.00E+00	1.0E+06	0.0E+00
549	0	8.82E-04	0.0E+00	6.05E-04	0.00E+00	0.84	4.71E-02	0.00E+00	1.0E+06	0.0E+00
550	0	8.82E-04	0.0E+00	6.05E-04	0.00E+00	0.84	4.71E-02	0.00E+00	1.0E+06	0.0E+00
551	0	8.82E-04	0.0E+00	6.05E-04	0.00E+00	0.84	4.71E-02	0.00E+00	1.0E+06	0.0E+00
552	0	8.82E-04	0.0E+00	6.05E-04	0.00E+00	0.84	4.71E-02	0.00E+00	1.0E+06	0.0E+00
553	0	8.82E-04	0.0E+00	6.05E-04	0.00E+00	0.84	4.71E-02	0.00E+00	1.0E+06	0.0E+00
554	0	8.82E-04	0.0E+00	6.05E-04	0.00E+00	0.84	4.71E-02	0.00E+00	1.0E+06	0.0E+00
555	0	8.82E-04	0.0E+00	6.05E-04	0.00E+00	0.84	4.71E-02	0.00E+00	1.0E+06	0.0E+00
556	0	8.82E-04	0.0E+00	6.05E-04	0.00E+00	0.84	4.71E-02	0.00E+00	1.0E+06	0.0E+00
557	0	8.82E-04	0.0E+00	6.05E-04	0.00E+00	0.84	4.71E-02	0.00E+00	1.0E+06	0.0E+00
558	0	8.82E-04	0.0E+00	6.05E-04	0.00E+00	0.84	4.71E-02	0.00E+00	1.0E+06	0.0E+00
559	0	8.82E-04	0.0E+00	6.05E-04	0.00E+00	0.84	4.71E-02	0.00E+00	1.0E+06	0.0E+00
560	0	8.82E-04	0.0E+00	6.05E-04	0.00E+00	0.84	4.71E-02	0.00E+00	1.0E+06	0.0E+00
0	0	8.82E-04	0.0E+00	6.05E-04	0.00E+00	0.84	4.71E-02	0.00E+00	1.0E+06	0.0E+00

Ventura Ranch
P3 (on) - Building Construction

Max Cancer Risk Cancer Risk	
Receptor #	Total Risk/ Million
361	1.9E-02
362	2.2E-02
363	2.4E-02
364	2.8E-02
365	2.0E-02
366	2.2E-02
367	2.5E-02
368	2.8E-02
369	3.2E-02
370	3.7E-02
371	2.0E-02
372	2.2E-02
373	2.5E-02
374	2.8E-02
375	3.2E-02
376	2.0E-02
377	2.2E-02
378	2.5E-02
379	2.8E-02
380	3.2E-02
381	2.1E-02
382	2.3E-02
383	2.5E-02
384	2.8E-02
385	3.2E-02
386	2.1E-02
387	2.3E-02
388	2.6E-02
389	2.9E-02
390	3.3E-02
391	2.1E-02

Max	Receptor #	
0.137	432	Res

Chronic Non Cancer Risk	
REL	HI Offroad
5	1.63E-04
5	1.82E-04
5	2.05E-04
5	2.33E-04
5	1.65E-04
5	1.83E-04
5	2.06E-04
5	2.33E-04
5	2.68E-04
5	3.12E-04
5	1.67E-04
5	1.85E-04
5	2.07E-04
5	2.34E-04
5	2.68E-04
5	1.70E-04
5	1.88E-04
5	2.10E-04
5	2.36E-04
5	2.70E-04
5	1.72E-04
5	1.90E-04
5	2.12E-04
5	2.39E-04
5	2.71E-04
5	1.75E-04
5	1.93E-04
5	2.14E-04
5	2.40E-04
5	2.73E-04
5	1.76E-04

Max	Receptor #	
1.150E-03	432	Res

Ventura Ranch
P3 (on) - Building Construction

Max Cancer Risk Cancer Risk		*Chronic Non Cancer Risk*	
Receptor #	Total Risk/ Million	REL	HI Offroad
392	2.3E-02	5	1.94E-04
393	2.6E-02	5	2.16E-04
394	2.9E-02	5	2.42E-04
395	2.1E-02	5	1.77E-04
396	2.3E-02	5	1.95E-04
397	2.6E-02	5	2.16E-04
398	2.9E-02	5	2.42E-04
399	2.1E-02	5	1.76E-04
400	2.3E-02	5	1.94E-04
401	2.6E-02	5	2.15E-04
402	2.9E-02	5	2.40E-04
403	3.2E-02	5	2.70E-04
404	2.1E-02	5	1.75E-04
405	2.3E-02	5	1.92E-04
406	2.5E-02	5	2.13E-04
407	2.8E-02	5	2.37E-04
408	3.2E-02	5	2.66E-04
409	3.6E-02	5	3.02E-04
410	4.1E-02	5	3.46E-04
411	4.8E-02	5	4.03E-04
412	2.3E-02	5	1.89E-04
413	2.5E-02	5	2.09E-04
414	2.8E-02	5	2.32E-04
415	3.1E-02	5	2.60E-04
416	3.5E-02	5	2.94E-04
417	4.0E-02	5	3.36E-04
418	4.6E-02	5	3.89E-04
419	5.5E-02	5	4.59E-04
420	6.6E-02	5	5.55E-04
421	2.2E-02	5	1.83E-04
422	2.4E-02	5	2.02E-04

Ventura Ranch
P3 (on) - Building Construction

Max Cancer Risk Cancer Risk		*Chronic Non Cancer Risk*	
Receptor #	Total Risk/ Million	REL	HI Offroad
423	2.7E-02	5	2.25E-04
424	3.0E-02	5	2.52E-04
425	3.4E-02	5	2.84E-04
426	3.8E-02	5	3.23E-04
427	4.4E-02	5	3.72E-04
428	5.2E-02	5	4.37E-04
429	6.3E-02	5	5.24E-04
430	7.8E-02	5	6.51E-04
431	1.0E-01	5	8.43E-04
432	1.4E-01	5	1.15E-03
433	2.3E-02	5	1.94E-04
434	2.6E-02	5	2.15E-04
435	2.9E-02	5	2.40E-04
436	3.2E-02	5	2.71E-04
437	3.7E-02	5	3.07E-04
438	4.2E-02	5	3.53E-04
439	4.9E-02	5	4.13E-04
440	5.9E-02	5	4.92E-04
441	7.2E-02	5	6.05E-04
442	9.3E-02	5	7.80E-04
443	2.2E-02	5	1.84E-04
444	2.4E-02	5	2.04E-04
445	2.7E-02	5	2.27E-04
446	3.0E-02	5	2.55E-04
447	3.4E-02	5	2.89E-04
448	3.9E-02	5	3.31E-04
449	4.6E-02	5	3.86E-04
450	5.5E-02	5	4.57E-04
451	6.7E-02	5	5.59E-04
452	8.5E-02	5	7.12E-04
453	2.0E-02	5	1.71E-04

Ventura Ranch
P3 (on) - Building Construction

Max Cancer Risk Cancer Risk		*Chronic Non Cancer Risk*	
Receptor #	Total Risk/ Million	REL	HI Offroad
454	2.3E-02	5	1.90E-04
455	2.5E-02	5	2.11E-04
456	2.8E-02	5	2.37E-04
457	3.2E-02	5	2.67E-04
458	3.6E-02	5	3.06E-04
459	4.2E-02	5	3.54E-04
460	5.0E-02	5	4.19E-04
461	6.0E-02	5	5.08E-04
462	7.6E-02	5	6.39E-04
463	3.3E-02	5	2.76E-04
464	3.8E-02	5	3.19E-04
465	4.5E-02	5	3.74E-04
466	5.4E-02	5	4.50E-04
467	6.7E-02	5	5.60E-04
468	0.0E+00	5	0.00E+00
469	0.0E+00	5	0.00E+00
470	0.0E+00	5	0.00E+00
471	0.0E+00	5	0.00E+00
472	0.0E+00	5	0.00E+00
473	0.0E+00	5	0.00E+00
474	0.0E+00	5	0.00E+00
475	0.0E+00	5	0.00E+00
476	0.0E+00	5	0.00E+00
477	0.0E+00	5	0.00E+00
478	0.0E+00	5	0.00E+00
479	0.0E+00	5	0.00E+00
480	0.0E+00	5	0.00E+00
481	0.0E+00	5	0.00E+00
482	0.0E+00	5	0.00E+00
483	0.0E+00	5	0.00E+00
484	0.0E+00	5	0.00E+00

Ventura Ranch
P3 (on) - Building Construction

Max Cancer Risk Cancer Risk		*Chronic Non Cancer Risk*	
Receptor #	Total Risk/ Million	REL	HI Offroad
485	0.0E+00	5	0.00E+00
486	0.0E+00	5	0.00E+00
487	0.0E+00	5	0.00E+00
488	0.0E+00	5	0.00E+00
489	0.0E+00	5	0.00E+00
490	0.0E+00	5	0.00E+00
491	0.0E+00	5	0.00E+00
492	0.0E+00	5	0.00E+00
493	0.0E+00	5	0.00E+00
494	0.0E+00	5	0.00E+00
495	0.0E+00	5	0.00E+00
496	0.0E+00	5	0.00E+00
497	0.0E+00	5	0.00E+00
498	0.0E+00	5	0.00E+00
499	0.0E+00	5	0.00E+00
500	0.0E+00	5	0.00E+00
501	0.0E+00	5	0.00E+00
502	0.0E+00	5	0.00E+00
503	0.0E+00	5	0.00E+00
504	0.0E+00	5	0.00E+00
505	0.0E+00	5	0.00E+00
506	0.0E+00	5	0.00E+00
507	0.0E+00	5	0.00E+00
508	0.0E+00	5	0.00E+00
509	0.0E+00	5	0.00E+00
510	0.0E+00	5	0.00E+00
511	0.0E+00	5	0.00E+00
512	0.0E+00	5	0.00E+00
513	0.0E+00	5	0.00E+00
514	0.0E+00	5	0.00E+00
515	0.0E+00	5	0.00E+00

Ventura Ranch
P3 (on) - Building Construction

Max Cancer Risk Cancer Risk		*Chronic Non Cancer Risk*	
Receptor #	Total Risk/ Million	REL	HI Offroad
516	0.0E+00	5	0.00E+00
517	0.0E+00	5	0.00E+00
518	0.0E+00	5	0.00E+00
519	0.0E+00	5	0.00E+00
520	0.0E+00	5	0.00E+00
521	0.0E+00	5	0.00E+00
522	0.0E+00	5	0.00E+00
523	0.0E+00	5	0.00E+00
524	0.0E+00	5	0.00E+00
525	0.0E+00	5	0.00E+00
526	0.0E+00	5	0.00E+00
527	0.0E+00	5	0.00E+00
528	0.0E+00	5	0.00E+00
529	0.0E+00	5	0.00E+00
530	0.0E+00	5	0.00E+00
531	0.0E+00	5	0.00E+00
532	0.0E+00	5	0.00E+00
533	0.0E+00	5	0.00E+00
534	0.0E+00	5	0.00E+00
535	0.0E+00	5	0.00E+00
536	0.0E+00	5	0.00E+00
537	0.0E+00	5	0.00E+00
538	0.0E+00	5	0.00E+00
539	0.0E+00	5	0.00E+00
540	0.0E+00	5	0.00E+00
541	0.0E+00	5	0.00E+00
542	0.0E+00	5	0.00E+00
543	0.0E+00	5	0.00E+00
544	0.0E+00	5	0.00E+00
545	0.0E+00	5	0.00E+00
546	0.0E+00	5	0.00E+00

Ventura Ranch
P3 (on) - Building Construction

Max Cancer Risk Cancer Risk		*Chronic Non Cancer Risk*	
Receptor #	**Total Risk/ Million**	**REL**	**HI Offroad**
547	0.0E+00	5	0.00E+00
548	0.0E+00	5	0.00E+00
549	0.0E+00	5	0.00E+00
550	0.0E+00	5	0.00E+00
551	0.0E+00	5	0.00E+00
552	0.0E+00	5	0.00E+00
553	0.0E+00	5	0.00E+00
554	0.0E+00	5	0.00E+00
555	0.0E+00	5	0.00E+00
556	0.0E+00	5	0.00E+00
557	0.0E+00	5	0.00E+00
558	0.0E+00	5	0.00E+00
559	0.0E+00	5	0.00E+00
560	0.0E+00	5	0.00E+00
0	0.0E+00	5	0.00E+00

Ventura Ranch

P3 (on) - Building Construction Haul or Vendor Risk

							Cancer Risk from 2 to 16 years			
Receptor #	Conc	g/sec	Cair	Dose Constant	Dose	ED	Risk Constant	Risk	Constant 2	Risk/ Million
361	2.62403	2.40E-06	6.3E-06	6.05E-04	3.80E-09	0.84	4.71E-02	1.50E-10	1.0E+06	1.5E-04
362	2.1336	2.40E-06	5.1E-06	6.05E-04	3.09E-09	0.84	4.71E-02	1.22E-10	1.0E+06	1.2E-04
363	1.76707	2.40E-06	4.2E-06	6.05E-04	2.56E-09	0.84	4.71E-02	1.01E-10	1.0E+06	1.0E-04
364	1.51981	2.40E-06	3.6E-06	6.05E-04	2.20E-09	0.84	4.71E-02	8.68E-11	1.0E+06	8.7E-05
365	3.22002	2.40E-06	7.7E-06	6.05E-04	4.67E-09	0.84	4.71E-02	1.84E-10	1.0E+06	1.8E-04
366	2.55561	2.40E-06	6.1E-06	6.05E-04	3.70E-09	0.84	4.71E-02	1.46E-10	1.0E+06	1.5E-04
367	2.06824	2.40E-06	5.0E-06	6.05E-04	3.00E-09	0.84	4.71E-02	1.18E-10	1.0E+06	1.2E-04
368	1.74949	2.40E-06	4.2E-06	6.05E-04	2.54E-09	0.84	4.71E-02	9.99E-11	1.0E+06	1.0E-04
369	1.52484	2.40E-06	3.7E-06	6.05E-04	2.21E-09	0.84	4.71E-02	8.71E-11	1.0E+06	8.7E-05
370	1.35115	2.40E-06	3.2E-06	6.05E-04	1.96E-09	0.84	4.71E-02	7.71E-11	1.0E+06	7.7E-05
371	4.11855	2.40E-06	9.9E-06	6.05E-04	5.97E-09	0.84	4.71E-02	2.35E-10	1.0E+06	2.4E-04
372	3.16891	2.40E-06	7.6E-06	6.05E-04	4.59E-09	0.84	4.71E-02	1.81E-10	1.0E+06	1.8E-04
373	2.48364	2.40E-06	5.9E-06	6.05E-04	3.60E-09	0.84	4.71E-02	1.42E-10	1.0E+06	1.4E-04
374	2.05415	2.40E-06	4.9E-06	6.05E-04	2.98E-09	0.84	4.71E-02	1.17E-10	1.0E+06	1.2E-04
375	1.75759	2.40E-06	4.2E-06	6.05E-04	2.55E-09	0.84	4.71E-02	1.00E-10	1.0E+06	1.0E-04
376	5.5996	2.40E-06	1.3E-05	6.05E-04	8.12E-09	0.84	4.71E-02	3.20E-10	1.0E+06	3.2E-04
377	4.13073	2.40E-06	9.9E-06	6.05E-04	5.99E-09	0.84	4.71E-02	2.36E-10	1.0E+06	2.4E-04
378	3.08477	2.40E-06	7.4E-06	6.05E-04	4.47E-09	0.84	4.71E-02	1.76E-10	1.0E+06	1.8E-04
379	2.46742	2.40E-06	5.9E-06	6.05E-04	3.58E-09	0.84	4.71E-02	1.41E-10	1.0E+06	1.4E-04
380	2.04822	2.40E-06	4.9E-06	6.05E-04	2.97E-09	0.84	4.71E-02	1.17E-10	1.0E+06	1.2E-04
381	8.37167	2.40E-06	2.0E-05	6.05E-04	1.21E-08	0.84	4.71E-02	4.78E-10	1.0E+06	4.8E-04
382	5.81928	2.40E-06	1.4E-05	6.05E-04	8.43E-09	0.84	4.71E-02	3.32E-10	1.0E+06	3.3E-04
383	4.00553	2.40E-06	9.6E-06	6.05E-04	5.81E-09	0.84	4.71E-02	2.29E-10	1.0E+06	2.3E-04
384	3.02874	2.40E-06	7.3E-06	6.05E-04	4.39E-09	0.84	4.71E-02	1.73E-10	1.0E+06	1.7E-04
385	2.40504	2.40E-06	5.8E-06	6.05E-04	3.49E-09	0.84	4.71E-02	1.37E-10	1.0E+06	1.4E-04
386	14.92661	2.40E-06	3.6E-05	6.05E-04	2.16E-08	0.84	4.71E-02	8.52E-10	1.0E+06	8.5E-04
387	9.51959	2.40E-06	2.3E-05	6.05E-04	1.38E-08	0.84	4.71E-02	5.43E-10	1.0E+06	5.4E-04
388	5.55932	2.40E-06	1.3E-05	6.05E-04	8.06E-09	0.84	4.71E-02	3.17E-10	1.0E+06	3.2E-04
389	3.83655	2.40E-06	9.2E-06	6.05E-04	5.56E-09	0.84	4.71E-02	2.19E-10	1.0E+06	2.2E-04
390	2.88158	2.40E-06	6.9E-06	6.05E-04	4.18E-09	0.84	4.71E-02	1.65E-10	1.0E+06	1.6E-04
391	5.16114	2.40E-06	1.2E-05	6.05E-04	7.48E-09	0.84	4.71E-02	2.95E-10	1.0E+06	2.9E-04

Ventura Ranch

P3 (on) - Building Construction Haul or Vendor Risk

		Cancer Risk from 2 to 16 years								
Receptor #	Conc	g/sec	Cair	Dose Constant	Dose	ED	Risk Constant	Risk	Constant 2	Risk/ Million
392	6.70715	2.40E-06	1.6E-05	6.05E-04	9.72E-09	0.84	4.71E-02	3.83E-10	1.0E+06	3.8E-04
393	9.00445	2.40E-06	2.2E-05	6.05E-04	1.30E-08	0.84	4.71E-02	5.14E-10	1.0E+06	5.1E-04
394	5.37217	2.40E-06	1.3E-05	6.05E-04	7.79E-09	0.84	4.71E-02	3.07E-10	1.0E+06	3.1E-04
395	8.1767	2.40E-06	2.0E-05	6.05E-04	1.19E-08	0.84	4.71E-02	4.67E-10	1.0E+06	4.7E-04
396	11.24654	2.40E-06	2.7E-05	6.05E-04	1.63E-08	0.84	4.71E-02	6.42E-10	1.0E+06	6.4E-04
397	12.928	2.40E-06	3.1E-05	6.05E-04	1.87E-08	0.84	4.71E-02	7.38E-10	1.0E+06	7.4E-04
398	7.56426	2.40E-06	1.8E-05	6.05E-04	1.10E-08	0.84	4.71E-02	4.32E-10	1.0E+06	4.3E-04
399	10.76434	2.40E-06	2.6E-05	6.05E-04	1.56E-08	0.84	4.71E-02	6.15E-10	1.0E+06	6.1E-04
400	20.11071	2.40E-06	4.8E-05	6.05E-04	2.91E-08	0.84	4.71E-02	1.15E-09	1.0E+06	1.1E-03
401	13.01819	2.40E-06	3.1E-05	6.05E-04	1.89E-08	0.84	4.71E-02	7.43E-10	1.0E+06	7.4E-04
402	8.70654	2.40E-06	2.1E-05	6.05E-04	1.26E-08	0.84	4.71E-02	4.97E-10	1.0E+06	5.0E-04
403	6.07747	2.40E-06	1.5E-05	6.05E-04	8.81E-09	0.84	4.71E-02	3.47E-10	1.0E+06	3.5E-04
404	15.61198	2.40E-06	3.7E-05	6.05E-04	2.26E-08	0.84	4.71E-02	8.91E-10	1.0E+06	8.9E-04
405	16.77604	2.40E-06	4.0E-05	6.05E-04	2.43E-08	0.84	4.71E-02	9.58E-10	1.0E+06	9.6E-04
406	11.72453	2.40E-06	2.8E-05	6.05E-04	1.70E-08	0.84	4.71E-02	6.69E-10	1.0E+06	6.7E-04
407	8.62294	2.40E-06	2.1E-05	6.05E-04	1.25E-08	0.84	4.71E-02	4.92E-10	1.0E+06	4.9E-04
408	6.487	2.40E-06	1.6E-05	6.05E-04	9.40E-09	0.84	4.71E-02	3.70E-10	1.0E+06	3.7E-04
409	4.95785	2.40E-06	1.2E-05	6.05E-04	7.19E-09	0.84	4.71E-02	2.83E-10	1.0E+06	2.8E-04
410	3.84717	2.40E-06	9.2E-06	6.05E-04	5.58E-09	0.84	4.71E-02	2.20E-10	1.0E+06	2.2E-04
411	3.03639	2.40E-06	7.3E-06	6.05E-04	4.40E-09	0.84	4.71E-02	1.73E-10	1.0E+06	1.7E-04
412	14.82714	2.40E-06	3.6E-05	6.05E-04	2.15E-08	0.84	4.71E-02	8.46E-10	1.0E+06	8.5E-04
413	10.71093	2.40E-06	2.6E-05	6.05E-04	1.55E-08	0.84	4.71E-02	6.11E-10	1.0E+06	6.1E-04
414	8.16399	2.40E-06	2.0E-05	6.05E-04	1.18E-08	0.84	4.71E-02	4.66E-10	1.0E+06	4.7E-04
415	6.3995	2.40E-06	1.5E-05	6.05E-04	9.27E-09	0.84	4.71E-02	3.65E-10	1.0E+06	3.7E-04
416	5.09815	2.40E-06	1.2E-05	6.05E-04	7.39E-09	0.84	4.71E-02	2.91E-10	1.0E+06	2.9E-04
417	4.10737	2.40E-06	9.8E-06	6.05E-04	5.95E-09	0.84	4.71E-02	2.34E-10	1.0E+06	2.3E-04
418	3.33407	2.40E-06	8.0E-06	6.05E-04	4.83E-09	0.84	4.71E-02	1.90E-10	1.0E+06	1.9E-04
419	2.72909	2.40E-06	6.5E-06	6.05E-04	3.96E-09	0.84	4.71E-02	1.56E-10	1.0E+06	1.6E-04
420	2.25401	2.40E-06	5.4E-06	6.05E-04	3.27E-09	0.84	4.71E-02	1.29E-10	1.0E+06	1.3E-04
421	13.39498	2.40E-06	3.2E-05	6.05E-04	1.94E-08	0.84	4.71E-02	7.65E-10	1.0E+06	7.6E-04
422	9.87518	2.40E-06	2.4E-05	6.05E-04	1.43E-08	0.84	4.71E-02	5.64E-10	1.0E+06	5.6E-04

Ventura Ranch

P3 (on) - Building Construction Haul or Vendor Risk

		Cancer Risk from 2 to 16 years								
Receptor #	Conc	g/sec	Cair	Dose Constant	Dose	ED	Risk Constant	Risk	Constant 2	Risk/ Million
423	7.67992	2.40E-06	1.8E-05	6.05E-04	1.11E-08	0.84	4.71E-02	4.38E-10	1.0E+06	4.4E-04
424	6.14761	2.40E-06	1.5E-05	6.05E-04	8.91E-09	0.84	4.71E-02	3.51E-10	1.0E+06	3.5E-04
425	5.02266	2.40E-06	1.2E-05	6.05E-04	7.28E-09	0.84	4.71E-02	2.87E-10	1.0E+06	2.9E-04
426	4.15461	2.40E-06	1.0E-05	6.05E-04	6.02E-09	0.84	4.71E-02	2.37E-10	1.0E+06	2.4E-04
427	3.46286	2.40E-06	8.3E-06	6.05E-04	5.02E-09	0.84	4.71E-02	1.98E-10	1.0E+06	2.0E-04
428	2.90211	2.40E-06	7.0E-06	6.05E-04	4.21E-09	0.84	4.71E-02	1.66E-10	1.0E+06	1.7E-04
429	2.44196	2.40E-06	5.8E-06	6.05E-04	3.54E-09	0.84	4.71E-02	1.39E-10	1.0E+06	1.4E-04
430	2.0627	2.40E-06	4.9E-06	6.05E-04	2.99E-09	0.84	4.71E-02	1.18E-10	1.0E+06	1.2E-04
431	1.75125	2.40E-06	4.2E-06	6.05E-04	2.54E-09	0.84	4.71E-02	1.00E-10	1.0E+06	1.0E-04
432	1.49667	2.40E-06	3.6E-06	6.05E-04	2.17E-09	0.84	4.71E-02	8.54E-11	1.0E+06	8.5E-05
433	9.10182	2.40E-06	2.2E-05	6.05E-04	1.32E-08	0.84	4.71E-02	5.20E-10	1.0E+06	5.2E-04
434	7.21772	2.40E-06	1.7E-05	6.05E-04	1.05E-08	0.84	4.71E-02	4.12E-10	1.0E+06	4.1E-04
435	5.8744	2.40E-06	1.4E-05	6.05E-04	8.51E-09	0.84	4.71E-02	3.35E-10	1.0E+06	3.4E-04
436	4.87484	2.40E-06	1.2E-05	6.05E-04	7.06E-09	0.84	4.71E-02	2.78E-10	1.0E+06	2.8E-04
437	4.09972	2.40E-06	9.8E-06	6.05E-04	5.94E-09	0.84	4.71E-02	2.34E-10	1.0E+06	2.3E-04
438	3.48018	2.40E-06	8.3E-06	6.05E-04	5.04E-09	0.84	4.71E-02	1.99E-10	1.0E+06	2.0E-04
439	2.96935	2.40E-06	7.1E-06	6.05E-04	4.30E-09	0.84	4.71E-02	1.70E-10	1.0E+06	1.7E-04
440	2.54503	2.40E-06	6.1E-06	6.05E-04	3.69E-09	0.84	4.71E-02	1.45E-10	1.0E+06	1.5E-04
441	2.18524	2.40E-06	5.2E-06	6.05E-04	3.17E-09	0.84	4.71E-02	1.25E-10	1.0E+06	1.2E-04
442	1.87983	2.40E-06	4.5E-06	6.05E-04	2.72E-09	0.84	4.71E-02	1.07E-10	1.0E+06	1.1E-04
443	8.32162	2.40E-06	2.0E-05	6.05E-04	1.21E-08	0.84	4.71E-02	4.75E-10	1.0E+06	4.8E-04
444	6.7424	2.40E-06	1.6E-05	6.05E-04	9.77E-09	0.84	4.71E-02	3.85E-10	1.0E+06	3.8E-04
445	5.58313	2.40E-06	1.3E-05	6.05E-04	8.09E-09	0.84	4.71E-02	3.19E-10	1.0E+06	3.2E-04
446	4.69492	2.40E-06	1.1E-05	6.05E-04	6.80E-09	0.84	4.71E-02	2.68E-10	1.0E+06	2.7E-04
447	3.99747	2.40E-06	9.6E-06	6.05E-04	5.79E-09	0.84	4.71E-02	2.28E-10	1.0E+06	2.3E-04
448	3.43475	2.40E-06	8.2E-06	6.05E-04	4.98E-09	0.84	4.71E-02	1.96E-10	1.0E+06	2.0E-04
449	2.97032	2.40E-06	7.1E-06	6.05E-04	4.30E-09	0.84	4.71E-02	1.70E-10	1.0E+06	1.7E-04
450	2.58096	2.40E-06	6.2E-06	6.05E-04	3.74E-09	0.84	4.71E-02	1.47E-10	1.0E+06	1.5E-04
451	2.24778	2.40E-06	5.4E-06	6.05E-04	3.26E-09	0.84	4.71E-02	1.28E-10	1.0E+06	1.3E-04
452	1.96183	2.40E-06	4.7E-06	6.05E-04	2.84E-09	0.84	4.71E-02	1.12E-10	1.0E+06	1.1E-04
453	7.68081	2.40E-06	1.8E-05	6.05E-04	1.11E-08	0.84	4.71E-02	4.39E-10	1.0E+06	4.4E-04

Ventura Ranch

P3 (on) - Building Construction Haul or Vendor Risk

		Cancer Risk from 2 to 16 years								
Receptor #	Conc	g/sec	Cair	Dose Constant	Dose	ED	Risk Constant	Risk	Constant 2	Risk/ Million
454	6.33311	2.40E-06	1.5E-05	6.05E-04	9.18E-09	0.84	4.71E-02	3.62E-10	1.0E+06	3.6E-04
455	5.28958	2.40E-06	1.3E-05	6.05E-04	7.67E-09	0.84	4.71E-02	3.02E-10	1.0E+06	3.0E-04
456	4.49231	2.40E-06	1.1E-05	6.05E-04	6.51E-09	0.84	4.71E-02	2.56E-10	1.0E+06	2.6E-04
457	3.86688	2.40E-06	9.3E-06	6.05E-04	5.60E-09	0.84	4.71E-02	2.21E-10	1.0E+06	2.2E-04
458	3.35453	2.40E-06	8.0E-06	6.05E-04	4.86E-09	0.84	4.71E-02	1.92E-10	1.0E+06	1.9E-04
459	2.92933	2.40E-06	7.0E-06	6.05E-04	4.25E-09	0.84	4.71E-02	1.67E-10	1.0E+06	1.7E-04
460	2.57274	2.40E-06	6.2E-06	6.05E-04	3.73E-09	0.84	4.71E-02	1.47E-10	1.0E+06	1.5E-04
461	2.26672	2.40E-06	5.4E-06	6.05E-04	3.29E-09	0.84	4.71E-02	1.29E-10	1.0E+06	1.3E-04
462	2.00125	2.40E-06	4.8E-06	6.05E-04	2.90E-09	0.84	4.71E-02	1.14E-10	1.0E+06	1.1E-04
463	3.2478	2.40E-06	7.8E-06	6.05E-04	4.71E-09	0.84	4.71E-02	1.85E-10	1.0E+06	1.9E-04
464	2.85889	2.40E-06	6.8E-06	6.05E-04	4.14E-09	0.84	4.71E-02	1.63E-10	1.0E+06	1.6E-04
465	2.53473	2.40E-06	6.1E-06	6.05E-04	3.67E-09	0.84	4.71E-02	1.45E-10	1.0E+06	1.4E-04
466	2.25457	2.40E-06	5.4E-06	6.05E-04	3.27E-09	0.84	4.71E-02	1.29E-10	1.0E+06	1.3E-04
467	2.00892	2.40E-06	4.8E-06	6.05E-04	2.91E-09	0.84	4.71E-02	1.15E-10	1.0E+06	1.1E-04
468	0	2.40E-06	0.0E+00	6.05E-04	0.00E+00	0.84	4.71E-02	0.00E+00	1.0E+06	0.0E+00
469	0	2.40E-06	0.0E+00	6.05E-04	0.00E+00	0.84	4.71E-02	0.00E+00	1.0E+06	0.0E+00
470	0	2.40E-06	0.0E+00	6.05E-04	0.00E+00	0.84	4.71E-02	0.00E+00	1.0E+06	0.0E+00
471	0	2.40E-06	0.0E+00	6.05E-04	0.00E+00	0.84	4.71E-02	0.00E+00	1.0E+06	0.0E+00
472	0	2.40E-06	0.0E+00	6.05E-04	0.00E+00	0.84	4.71E-02	0.00E+00	1.0E+06	0.0E+00
473	0	2.40E-06	0.0E+00	6.05E-04	0.00E+00	0.84	4.71E-02	0.00E+00	1.0E+06	0.0E+00
474	0	2.40E-06	0.0E+00	6.05E-04	0.00E+00	0.84	4.71E-02	0.00E+00	1.0E+06	0.0E+00
475	0	2.40E-06	0.0E+00	6.05E-04	0.00E+00	0.84	4.71E-02	0.00E+00	1.0E+06	0.0E+00
476	0	2.40E-06	0.0E+00	6.05E-04	0.00E+00	0.84	4.71E-02	0.00E+00	1.0E+06	0.0E+00
477	0	2.40E-06	0.0E+00	6.05E-04	0.00E+00	0.84	4.71E-02	0.00E+00	1.0E+06	0.0E+00
478	0	2.40E-06	0.0E+00	6.05E-04	0.00E+00	0.84	4.71E-02	0.00E+00	1.0E+06	0.0E+00
479	0	2.40E-06	0.0E+00	6.05E-04	0.00E+00	0.84	4.71E-02	0.00E+00	1.0E+06	0.0E+00
480	0	2.40E-06	0.0E+00	6.05E-04	0.00E+00	0.84	4.71E-02	0.00E+00	1.0E+06	0.0E+00
481	0	2.40E-06	0.0E+00	6.05E-04	0.00E+00	0.84	4.71E-02	0.00E+00	1.0E+06	0.0E+00
482	0	2.40E-06	0.0E+00	6.05E-04	0.00E+00	0.84	4.71E-02	0.00E+00	1.0E+06	0.0E+00
483	0	2.40E-06	0.0E+00	6.05E-04	0.00E+00	0.84	4.71E-02	0.00E+00	1.0E+06	0.0E+00
484	0	2.40E-06	0.0E+00	6.05E-04	0.00E+00	0.84	4.71E-02	0.00E+00	1.0E+06	0.0E+00

Ventura Ranch

P3 (on) - Building Construction Haul or Vendor Risk

		Cancer Risk from 2 to 16 years								
Receptor #	Conc	g/sec	Cair	Dose Constant	Dose	ED	Risk Constant	Risk	Constant 2	Risk/ Million
485	0	2.40E-06	0.0E+00	6.05E-04	0.00E+00	0.84	4.71E-02	0.00E+00	1.0E+06	0.0E+00
486	0	2.40E-06	0.0E+00	6.05E-04	0.00E+00	0.84	4.71E-02	0.00E+00	1.0E+06	0.0E+00
487	0	2.40E-06	0.0E+00	6.05E-04	0.00E+00	0.84	4.71E-02	0.00E+00	1.0E+06	0.0E+00
488	0	2.40E-06	0.0E+00	6.05E-04	0.00E+00	0.84	4.71E-02	0.00E+00	1.0E+06	0.0E+00
489	0	2.40E-06	0.0E+00	6.05E-04	0.00E+00	0.84	4.71E-02	0.00E+00	1.0E+06	0.0E+00
490	0	2.40E-06	0.0E+00	6.05E-04	0.00E+00	0.84	4.71E-02	0.00E+00	1.0E+06	0.0E+00
491	0	2.40E-06	0.0E+00	6.05E-04	0.00E+00	0.84	4.71E-02	0.00E+00	1.0E+06	0.0E+00
492	0	2.40E-06	0.0E+00	6.05E-04	0.00E+00	0.84	4.71E-02	0.00E+00	1.0E+06	0.0E+00
493	0	2.40E-06	0.0E+00	6.05E-04	0.00E+00	0.84	4.71E-02	0.00E+00	1.0E+06	0.0E+00
494	0	2.40E-06	0.0E+00	6.05E-04	0.00E+00	0.84	4.71E-02	0.00E+00	1.0E+06	0.0E+00
495	0	2.40E-06	0.0E+00	6.05E-04	0.00E+00	0.84	4.71E-02	0.00E+00	1.0E+06	0.0E+00
496	0	2.40E-06	0.0E+00	6.05E-04	0.00E+00	0.84	4.71E-02	0.00E+00	1.0E+06	0.0E+00
497	0	2.40E-06	0.0E+00	6.05E-04	0.00E+00	0.84	4.71E-02	0.00E+00	1.0E+06	0.0E+00
498	0	2.40E-06	0.0E+00	6.05E-04	0.00E+00	0.84	4.71E-02	0.00E+00	1.0E+06	0.0E+00
499	0	2.40E-06	0.0E+00	6.05E-04	0.00E+00	0.84	4.71E-02	0.00E+00	1.0E+06	0.0E+00
500	0	2.40E-06	0.0E+00	6.05E-04	0.00E+00	0.84	4.71E-02	0.00E+00	1.0E+06	0.0E+00
501	0	2.40E-06	0.0E+00	6.05E-04	0.00E+00	0.84	4.71E-02	0.00E+00	1.0E+06	0.0E+00
502	0	2.40E-06	0.0E+00	6.05E-04	0.00E+00	0.84	4.71E-02	0.00E+00	1.0E+06	0.0E+00
503	0	2.40E-06	0.0E+00	6.05E-04	0.00E+00	0.84	4.71E-02	0.00E+00	1.0E+06	0.0E+00
504	0	2.40E-06	0.0E+00	6.05E-04	0.00E+00	0.84	4.71E-02	0.00E+00	1.0E+06	0.0E+00
505	0	2.40E-06	0.0E+00	6.05E-04	0.00E+00	0.84	4.71E-02	0.00E+00	1.0E+06	0.0E+00
506	0	2.40E-06	0.0E+00	6.05E-04	0.00E+00	0.84	4.71E-02	0.00E+00	1.0E+06	0.0E+00
507	0	2.40E-06	0.0E+00	6.05E-04	0.00E+00	0.84	4.71E-02	0.00E+00	1.0E+06	0.0E+00
508	0	2.40E-06	0.0E+00	6.05E-04	0.00E+00	0.84	4.71E-02	0.00E+00	1.0E+06	0.0E+00
509	0	2.40E-06	0.0E+00	6.05E-04	0.00E+00	0.84	4.71E-02	0.00E+00	1.0E+06	0.0E+00
510	0	2.40E-06	0.0E+00	6.05E-04	0.00E+00	0.84	4.71E-02	0.00E+00	1.0E+06	0.0E+00
511	0	2.40E-06	0.0E+00	6.05E-04	0.00E+00	0.84	4.71E-02	0.00E+00	1.0E+06	0.0E+00
512	0	2.40E-06	0.0E+00	6.05E-04	0.00E+00	0.84	4.71E-02	0.00E+00	1.0E+06	0.0E+00
513	0	2.40E-06	0.0E+00	6.05E-04	0.00E+00	0.84	4.71E-02	0.00E+00	1.0E+06	0.0E+00
514	0	2.40E-06	0.0E+00	6.05E-04	0.00E+00	0.84	4.71E-02	0.00E+00	1.0E+06	0.0E+00
515	0	2.40E-06	0.0E+00	6.05E-04	0.00E+00	0.84	4.71E-02	0.00E+00	1.0E+06	0.0E+00

Ventura Ranch

P3 (on) - Building Construction Haul or Vendor Risk

		Cancer Risk from 2 to 16 years								
Receptor #	Conc	g/sec	Cair	Dose Constant	Dose	ED	Risk Constant	Risk	Constant 2	Risk/ Million
516	0	2.40E-06	0.0E+00	6.05E-04	0.00E+00	0.84	4.71E-02	0.00E+00	1.0E+06	0.0E+00
517	0	2.40E-06	0.0E+00	6.05E-04	0.00E+00	0.84	4.71E-02	0.00E+00	1.0E+06	0.0E+00
518	0	2.40E-06	0.0E+00	6.05E-04	0.00E+00	0.84	4.71E-02	0.00E+00	1.0E+06	0.0E+00
519	0	2.40E-06	0.0E+00	6.05E-04	0.00E+00	0.84	4.71E-02	0.00E+00	1.0E+06	0.0E+00
520	0	2.40E-06	0.0E+00	6.05E-04	0.00E+00	0.84	4.71E-02	0.00E+00	1.0E+06	0.0E+00
521	0	2.40E-06	0.0E+00	6.05E-04	0.00E+00	0.84	4.71E-02	0.00E+00	1.0E+06	0.0E+00
522	0	2.40E-06	0.0E+00	6.05E-04	0.00E+00	0.84	4.71E-02	0.00E+00	1.0E+06	0.0E+00
523	0	2.40E-06	0.0E+00	6.05E-04	0.00E+00	0.84	4.71E-02	0.00E+00	1.0E+06	0.0E+00
524	0	2.40E-06	0.0E+00	6.05E-04	0.00E+00	0.84	4.71E-02	0.00E+00	1.0E+06	0.0E+00
525	0	2.40E-06	0.0E+00	6.05E-04	0.00E+00	0.84	4.71E-02	0.00E+00	1.0E+06	0.0E+00
526	0	2.40E-06	0.0E+00	6.05E-04	0.00E+00	0.84	4.71E-02	0.00E+00	1.0E+06	0.0E+00
527	0	2.40E-06	0.0E+00	6.05E-04	0.00E+00	0.84	4.71E-02	0.00E+00	1.0E+06	0.0E+00
528	0	2.40E-06	0.0E+00	6.05E-04	0.00E+00	0.84	4.71E-02	0.00E+00	1.0E+06	0.0E+00
529	0	2.40E-06	0.0E+00	6.05E-04	0.00E+00	0.84	4.71E-02	0.00E+00	1.0E+06	0.0E+00
530	0	2.40E-06	0.0E+00	6.05E-04	0.00E+00	0.84	4.71E-02	0.00E+00	1.0E+06	0.0E+00
531	0	2.40E-06	0.0E+00	6.05E-04	0.00E+00	0.84	4.71E-02	0.00E+00	1.0E+06	0.0E+00
532	0	2.40E-06	0.0E+00	6.05E-04	0.00E+00	0.84	4.71E-02	0.00E+00	1.0E+06	0.0E+00
533	0	2.40E-06	0.0E+00	6.05E-04	0.00E+00	0.84	4.71E-02	0.00E+00	1.0E+06	0.0E+00
534	0	2.40E-06	0.0E+00	6.05E-04	0.00E+00	0.84	4.71E-02	0.00E+00	1.0E+06	0.0E+00
535	0	2.40E-06	0.0E+00	6.05E-04	0.00E+00	0.84	4.71E-02	0.00E+00	1.0E+06	0.0E+00
536	0	2.40E-06	0.0E+00	6.05E-04	0.00E+00	0.84	4.71E-02	0.00E+00	1.0E+06	0.0E+00
537	0	2.40E-06	0.0E+00	6.05E-04	0.00E+00	0.84	4.71E-02	0.00E+00	1.0E+06	0.0E+00
538	0	2.40E-06	0.0E+00	6.05E-04	0.00E+00	0.84	4.71E-02	0.00E+00	1.0E+06	0.0E+00
539	0	2.40E-06	0.0E+00	6.05E-04	0.00E+00	0.84	4.71E-02	0.00E+00	1.0E+06	0.0E+00
540	0	2.40E-06	0.0E+00	6.05E-04	0.00E+00	0.84	4.71E-02	0.00E+00	1.0E+06	0.0E+00
541	0	2.40E-06	0.0E+00	6.05E-04	0.00E+00	0.84	4.71E-02	0.00E+00	1.0E+06	0.0E+00
542	0	2.40E-06	0.0E+00	6.05E-04	0.00E+00	0.84	4.71E-02	0.00E+00	1.0E+06	0.0E+00
543	0	2.40E-06	0.0E+00	6.05E-04	0.00E+00	0.84	4.71E-02	0.00E+00	1.0E+06	0.0E+00
544	0	2.40E-06	0.0E+00	6.05E-04	0.00E+00	0.84	4.71E-02	0.00E+00	1.0E+06	0.0E+00
545	0	2.40E-06	0.0E+00	6.05E-04	0.00E+00	0.84	4.71E-02	0.00E+00	1.0E+06	0.0E+00
546	0	2.40E-06	0.0E+00	6.05E-04	0.00E+00	0.84	4.71E-02	0.00E+00	1.0E+06	0.0E+00

Ventura Ranch

P3 (on) - Building Construction Haul or Vendor Risk

							Cancer Risk from 2 to 16 years			
Receptor #	Conc	g/sec	Cair	Dose Constant	Dose	ED	Risk Constant	Risk	Constant 2	Risk/ Million
547	0	2.40E-06	0.0E+00	6.05E-04	0.00E+00	0.84	4.71E-02	0.00E+00	1.0E+06	0.0E+00
548	0	2.40E-06	0.0E+00	6.05E-04	0.00E+00	0.84	4.71E-02	0.00E+00	1.0E+06	0.0E+00
549	0	2.40E-06	0.0E+00	6.05E-04	0.00E+00	0.84	4.71E-02	0.00E+00	1.0E+06	0.0E+00
550	0	2.40E-06	0.0E+00	6.05E-04	0.00E+00	0.84	4.71E-02	0.00E+00	1.0E+06	0.0E+00
551	0	2.40E-06	0.0E+00	6.05E-04	0.00E+00	0.84	4.71E-02	0.00E+00	1.0E+06	0.0E+00
552	0	2.40E-06	0.0E+00	6.05E-04	0.00E+00	0.84	4.71E-02	0.00E+00	1.0E+06	0.0E+00
553	0	2.40E-06	0.0E+00	6.05E-04	0.00E+00	0.84	4.71E-02	0.00E+00	1.0E+06	0.0E+00
554	0	2.40E-06	0.0E+00	6.05E-04	0.00E+00	0.84	4.71E-02	0.00E+00	1.0E+06	0.0E+00
555	0	2.40E-06	0.0E+00	6.05E-04	0.00E+00	0.84	4.71E-02	0.00E+00	1.0E+06	0.0E+00
556	0	2.40E-06	0.0E+00	6.05E-04	0.00E+00	0.84	4.71E-02	0.00E+00	1.0E+06	0.0E+00
557	0	2.40E-06	0.0E+00	6.05E-04	0.00E+00	0.84	4.71E-02	0.00E+00	1.0E+06	0.0E+00
558	0	2.40E-06	0.0E+00	6.05E-04	0.00E+00	0.84	4.71E-02	0.00E+00	1.0E+06	0.0E+00
559	0	2.40E-06	0.0E+00	6.05E-04	0.00E+00	0.84	4.71E-02	0.00E+00	1.0E+06	0.0E+00
560	0	2.40E-06	0.0E+00	6.05E-04	0.00E+00	0.84	4.71E-02	0.00E+00	1.0E+06	0.0E+00
0	0	2.40E-06	0.0E+00	6.05E-04	0.00E+00	0.84	4.71E-02	0.00E+00	1.0E+06	0.0E+00

Ventura Ranch

P3 (on) - Building Construction Haul or Vendor Risk

Max Cancer Risk Cancer Risk	
Receptor #	**Total Risk/ Million**
361	1.5E-04
362	1.2E-04
363	1.0E-04
364	8.7E-05
365	1.8E-04
366	1.5E-04
367	1.2E-04
368	1.0E-04
369	8.7E-05
370	7.7E-05
371	2.4E-04
372	1.8E-04
373	1.4E-04
374	1.2E-04
375	1.0E-04
376	3.2E-04
377	2.4E-04
378	1.8E-04
379	1.4E-04
380	1.2E-04
381	4.8E-04
382	3.3E-04
383	2.3E-04
384	1.7E-04
385	1.4E-04
386	8.5E-04
387	5.4E-04
388	3.2E-04
389	2.2E-04
390	1.6E-04
391	2.9E-04

Max	**Receptor #**	
0.001	400	Res

Chronic Non Cancer Risk	
REL	**HI Offroad**
5	1.26E-06
5	1.02E-06
5	8.46E-07
5	7.28E-07
5	1.54E-06
5	1.22E-06
5	9.91E-07
5	8.38E-07
5	7.30E-07
5	6.47E-07
5	1.97E-06
5	1.52E-06
5	1.19E-06
5	9.84E-07
5	8.42E-07
5	2.68E-06
5	1.98E-06
5	1.48E-06
5	1.18E-06
5	9.81E-07
5	4.01E-06
5	2.79E-06
5	1.92E-06
5	1.45E-06
5	1.15E-06
5	7.15E-06
5	4.56E-06
5	2.66E-06
5	1.84E-06
5	1.38E-06
5	2.47E-06

Max	**Receptor #**	
9.634E-06	400	Res

Ventura Ranch

P3 (on) - Building Construction Haul or Vendor Risk

Max Cancer Risk Cancer Risk		*Chronic Non Cancer Risk*	
Receptor #	Total Risk/ Million	REL	HI Offroad
392	3.8E-04	5	3.21E-06
393	5.1E-04	5	4.31E-06
394	3.1E-04	5	2.57E-06
395	4.7E-04	5	3.92E-06
396	6.4E-04	5	5.39E-06
397	7.4E-04	5	6.19E-06
398	4.3E-04	5	3.62E-06
399	6.1E-04	5	5.16E-06
400	1.1E-03	5	9.63E-06
401	7.4E-04	5	6.24E-06
402	5.0E-04	5	4.17E-06
403	3.5E-04	5	2.91E-06
404	8.9E-04	5	7.48E-06
405	9.6E-04	5	8.04E-06
406	6.7E-04	5	5.62E-06
407	4.9E-04	5	4.13E-06
408	3.7E-04	5	3.11E-06
409	2.8E-04	5	2.37E-06
410	2.2E-04	5	1.84E-06
411	1.7E-04	5	1.45E-06
412	8.5E-04	5	7.10E-06
413	6.1E-04	5	5.13E-06
414	4.7E-04	5	3.91E-06
415	3.7E-04	5	3.07E-06
416	2.9E-04	5	2.44E-06
417	2.3E-04	5	1.97E-06
418	1.9E-04	5	1.60E-06
419	1.6E-04	5	1.31E-06
420	1.3E-04	5	1.08E-06
421	7.6E-04	5	6.42E-06
422	5.6E-04	5	4.73E-06

Ventura Ranch

P3 (on) - Building Construction Haul or Vendor Risk

Max Cancer Risk Cancer Risk		*Chronic Non Cancer Risk*	
Receptor #	Total Risk/ Million	REL	HI Offroad
423	4.4E-04	5	3.68E-06
424	3.5E-04	5	2.94E-06
425	2.9E-04	5	2.41E-06
426	2.4E-04	5	1.99E-06
427	2.0E-04	5	1.66E-06
428	1.7E-04	5	1.39E-06
429	1.4E-04	5	1.17E-06
430	1.2E-04	5	9.88E-07
431	1.0E-04	5	8.39E-07
432	8.5E-05	5	7.17E-07
433	5.2E-04	5	4.36E-06
434	4.1E-04	5	3.46E-06
435	3.4E-04	5	2.81E-06
436	2.8E-04	5	2.34E-06
437	2.3E-04	5	1.96E-06
438	2.0E-04	5	1.67E-06
439	1.7E-04	5	1.42E-06
440	1.5E-04	5	1.22E-06
441	1.2E-04	5	1.05E-06
442	1.1E-04	5	9.01E-07
443	4.8E-04	5	3.99E-06
444	3.8E-04	5	3.23E-06
445	3.2E-04	5	2.67E-06
446	2.7E-04	5	2.25E-06
447	2.3E-04	5	1.91E-06
448	2.0E-04	5	1.65E-06
449	1.7E-04	5	1.42E-06
450	1.5E-04	5	1.24E-06
451	1.3E-04	5	1.08E-06
452	1.1E-04	5	9.40E-07
453	4.4E-04	5	3.68E-06

Ventura Ranch

P3 (on) - Building Construction Haul or Vendor Risk

Max Cancer Risk Cancer Risk		*Chronic Non Cancer Risk*	
Receptor #	Total Risk/ Million	REL	HI Offroad
454	3.6E-04	5	3.03E-06
455	3.0E-04	5	2.53E-06
456	2.6E-04	5	2.15E-06
457	2.2E-04	5	1.85E-06
458	1.9E-04	5	1.61E-06
459	1.7E-04	5	1.40E-06
460	1.5E-04	5	1.23E-06
461	1.3E-04	5	1.09E-06
462	1.1E-04	5	9.59E-07
463	1.9E-04	5	1.56E-06
464	1.6E-04	5	1.37E-06
465	1.4E-04	5	1.21E-06
466	1.3E-04	5	1.08E-06
467	1.1E-04	5	9.62E-07
468	0.0E+00	5	0.00E+00
469	0.0E+00	5	0.00E+00
470	0.0E+00	5	0.00E+00
471	0.0E+00	5	0.00E+00
472	0.0E+00	5	0.00E+00
473	0.0E+00	5	0.00E+00
474	0.0E+00	5	0.00E+00
475	0.0E+00	5	0.00E+00
476	0.0E+00	5	0.00E+00
477	0.0E+00	5	0.00E+00
478	0.0E+00	5	0.00E+00
479	0.0E+00	5	0.00E+00
480	0.0E+00	5	0.00E+00
481	0.0E+00	5	0.00E+00
482	0.0E+00	5	0.00E+00
483	0.0E+00	5	0.00E+00
484	0.0E+00	5	0.00E+00

Ventura Ranch

P3 (on) - Building Construction Haul or Vendor Risk

Max Cancer Risk Cancer Risk		*Chronic Non Cancer Risk*	
Receptor #	Total Risk/ Million	REL	HI Offroad
485	0.0E+00	5	0.00E+00
486	0.0E+00	5	0.00E+00
487	0.0E+00	5	0.00E+00
488	0.0E+00	5	0.00E+00
489	0.0E+00	5	0.00E+00
490	0.0E+00	5	0.00E+00
491	0.0E+00	5	0.00E+00
492	0.0E+00	5	0.00E+00
493	0.0E+00	5	0.00E+00
494	0.0E+00	5	0.00E+00
495	0.0E+00	5	0.00E+00
496	0.0E+00	5	0.00E+00
497	0.0E+00	5	0.00E+00
498	0.0E+00	5	0.00E+00
499	0.0E+00	5	0.00E+00
500	0.0E+00	5	0.00E+00
501	0.0E+00	5	0.00E+00
502	0.0E+00	5	0.00E+00
503	0.0E+00	5	0.00E+00
504	0.0E+00	5	0.00E+00
505	0.0E+00	5	0.00E+00
506	0.0E+00	5	0.00E+00
507	0.0E+00	5	0.00E+00
508	0.0E+00	5	0.00E+00
509	0.0E+00	5	0.00E+00
510	0.0E+00	5	0.00E+00
511	0.0E+00	5	0.00E+00
512	0.0E+00	5	0.00E+00
513	0.0E+00	5	0.00E+00
514	0.0E+00	5	0.00E+00
515	0.0E+00	5	0.00E+00

Ventura Ranch

P3 (on) - Building Construction Haul or Vendor Risk

Max Cancer Risk Cancer Risk		*Chronic Non Cancer Risk*	
Receptor #	Total Risk/ Million	REL	HI Offroad
516	0.0E+00	5	0.00E+00
517	0.0E+00	5	0.00E+00
518	0.0E+00	5	0.00E+00
519	0.0E+00	5	0.00E+00
520	0.0E+00	5	0.00E+00
521	0.0E+00	5	0.00E+00
522	0.0E+00	5	0.00E+00
523	0.0E+00	5	0.00E+00
524	0.0E+00	5	0.00E+00
525	0.0E+00	5	0.00E+00
526	0.0E+00	5	0.00E+00
527	0.0E+00	5	0.00E+00
528	0.0E+00	5	0.00E+00
529	0.0E+00	5	0.00E+00
530	0.0E+00	5	0.00E+00
531	0.0E+00	5	0.00E+00
532	0.0E+00	5	0.00E+00
533	0.0E+00	5	0.00E+00
534	0.0E+00	5	0.00E+00
535	0.0E+00	5	0.00E+00
536	0.0E+00	5	0.00E+00
537	0.0E+00	5	0.00E+00
538	0.0E+00	5	0.00E+00
539	0.0E+00	5	0.00E+00
540	0.0E+00	5	0.00E+00
541	0.0E+00	5	0.00E+00
542	0.0E+00	5	0.00E+00
543	0.0E+00	5	0.00E+00
544	0.0E+00	5	0.00E+00
545	0.0E+00	5	0.00E+00
546	0.0E+00	5	0.00E+00

Ventura Ranch

P3 (on) - Building Construction Haul or Vendor Risk

Max Cancer Risk Cancer Risk		*Chronic Non Cancer Risk*	
Receptor #	**Total Risk/ Million**	**REL**	**HI Offroad**
547	0.0E+00	5	0.00E+00
548	0.0E+00	5	0.00E+00
549	0.0E+00	5	0.00E+00
550	0.0E+00	5	0.00E+00
551	0.0E+00	5	0.00E+00
552	0.0E+00	5	0.00E+00
553	0.0E+00	5	0.00E+00
554	0.0E+00	5	0.00E+00
555	0.0E+00	5	0.00E+00
556	0.0E+00	5	0.00E+00
557	0.0E+00	5	0.00E+00
558	0.0E+00	5	0.00E+00
559	0.0E+00	5	0.00E+00
560	0.0E+00	5	0.00E+00
0	0.0E+00	5	0.00E+00

Ventura Ranch
P3 (on) - Paving

		Cancer Risk from 2 to 16 years								
Receptor #	Conc	g/sec	Cair	Dose Constant	Dose	ED	Risk Constant	Risk	Constant 2	Risk/ Million
361	0.9775	6.30E-04	6.2E-04	6.05E-04	3.73E-07	0.08	4.71E-02	1.44E-09	1.0E+06	1.4E-03
362	1.0947	6.30E-04	6.9E-04	6.05E-04	4.17E-07	0.08	4.71E-02	1.62E-09	1.0E+06	1.6E-03
363	1.24002	6.30E-04	7.8E-04	6.05E-04	4.73E-07	0.08	4.71E-02	1.83E-09	1.0E+06	1.8E-03
364	1.42081	6.30E-04	9.0E-04	6.05E-04	5.42E-07	0.08	4.71E-02	2.10E-09	1.0E+06	2.1E-03
365	0.98637	6.30E-04	6.2E-04	6.05E-04	3.76E-07	0.08	4.71E-02	1.46E-09	1.0E+06	1.5E-03
366	1.10217	6.30E-04	6.9E-04	6.05E-04	4.20E-07	0.08	4.71E-02	1.63E-09	1.0E+06	1.6E-03
367	1.24497	6.30E-04	7.8E-04	6.05E-04	4.75E-07	0.08	4.71E-02	1.84E-09	1.0E+06	1.8E-03
368	1.42318	6.30E-04	9.0E-04	6.05E-04	5.42E-07	0.08	4.71E-02	2.10E-09	1.0E+06	2.1E-03
369	1.64721	6.30E-04	1.0E-03	6.05E-04	6.28E-07	0.08	4.71E-02	2.43E-09	1.0E+06	2.4E-03
370	1.93194	6.30E-04	1.2E-03	6.05E-04	7.36E-07	0.08	4.71E-02	2.85E-09	1.0E+06	2.9E-03
371	0.99718	6.30E-04	6.3E-04	6.05E-04	3.80E-07	0.08	4.71E-02	1.47E-09	1.0E+06	1.5E-03
372	1.11216	6.30E-04	7.0E-04	6.05E-04	4.24E-07	0.08	4.71E-02	1.64E-09	1.0E+06	1.6E-03
373	1.25295	6.30E-04	7.9E-04	6.05E-04	4.78E-07	0.08	4.71E-02	1.85E-09	1.0E+06	1.9E-03
374	1.42807	6.30E-04	9.0E-04	6.05E-04	5.44E-07	0.08	4.71E-02	2.11E-09	1.0E+06	2.1E-03
375	1.64813	6.30E-04	1.0E-03	6.05E-04	6.28E-07	0.08	4.71E-02	2.43E-09	1.0E+06	2.4E-03
376	1.00783	6.30E-04	6.3E-04	6.05E-04	3.84E-07	0.08	4.71E-02	1.49E-09	1.0E+06	1.5E-03
377	1.12267	6.30E-04	7.1E-04	6.05E-04	4.28E-07	0.08	4.71E-02	1.66E-09	1.0E+06	1.7E-03
378	1.26241	6.30E-04	8.0E-04	6.05E-04	4.81E-07	0.08	4.71E-02	1.86E-09	1.0E+06	1.9E-03
379	1.43415	6.30E-04	9.0E-04	6.05E-04	5.47E-07	0.08	4.71E-02	2.12E-09	1.0E+06	2.1E-03
380	1.65179	6.30E-04	1.0E-03	6.05E-04	6.30E-07	0.08	4.71E-02	2.44E-09	1.0E+06	2.4E-03
381	1.01766	6.30E-04	6.4E-04	6.05E-04	3.88E-07	0.08	4.71E-02	1.50E-09	1.0E+06	1.5E-03
382	1.13131	6.30E-04	7.1E-04	6.05E-04	4.31E-07	0.08	4.71E-02	1.67E-09	1.0E+06	1.7E-03
383	1.26973	6.30E-04	8.0E-04	6.05E-04	4.84E-07	0.08	4.71E-02	1.88E-09	1.0E+06	1.9E-03
384	1.43913	6.30E-04	9.1E-04	6.05E-04	5.49E-07	0.08	4.71E-02	2.13E-09	1.0E+06	2.1E-03
385	1.6539	6.30E-04	1.0E-03	6.05E-04	6.30E-07	0.08	4.71E-02	2.44E-09	1.0E+06	2.4E-03
386	1.0248	6.30E-04	6.5E-04	6.05E-04	3.91E-07	0.08	4.71E-02	1.51E-09	1.0E+06	1.5E-03
387	1.1369	6.30E-04	7.2E-04	6.05E-04	4.33E-07	0.08	4.71E-02	1.68E-09	1.0E+06	1.7E-03
388	1.27229	6.30E-04	8.0E-04	6.05E-04	4.85E-07	0.08	4.71E-02	1.88E-09	1.0E+06	1.9E-03
389	1.43954	6.30E-04	9.1E-04	6.05E-04	5.49E-07	0.08	4.71E-02	2.13E-09	1.0E+06	2.1E-03
390	1.64963	6.30E-04	1.0E-03	6.05E-04	6.29E-07	0.08	4.71E-02	2.44E-09	1.0E+06	2.4E-03
391	1.02688	6.30E-04	6.5E-04	6.05E-04	3.91E-07	0.08	4.71E-02	1.52E-09	1.0E+06	1.5E-03

Ventura Ranch
P3 (on) - Paving

		Cancer Risk from 2 to 16 years								
Receptor #	Conc	g/sec	Cair	Dose Constant	Dose	ED	Risk Constant	Risk	Constant 2	Risk/ Million
392	1.13784	6.30E-04	7.2E-04	6.05E-04	4.34E-07	0.08	4.71E-02	1.68E-09	1.0E+06	1.7E-03
393	1.27074	6.30E-04	8.0E-04	6.05E-04	4.84E-07	0.08	4.71E-02	1.88E-09	1.0E+06	1.9E-03
394	1.43324	6.30E-04	9.0E-04	6.05E-04	5.46E-07	0.08	4.71E-02	2.12E-09	1.0E+06	2.1E-03
395	1.02363	6.30E-04	6.4E-04	6.05E-04	3.90E-07	0.08	4.71E-02	1.51E-09	1.0E+06	1.5E-03
396	1.13283	6.30E-04	7.1E-04	6.05E-04	4.32E-07	0.08	4.71E-02	1.67E-09	1.0E+06	1.7E-03
397	1.26196	6.30E-04	8.0E-04	6.05E-04	4.81E-07	0.08	4.71E-02	1.86E-09	1.0E+06	1.9E-03
398	1.41876	6.30E-04	8.9E-04	6.05E-04	5.41E-07	0.08	4.71E-02	2.10E-09	1.0E+06	2.1E-03
399	1.01382	6.30E-04	6.4E-04	6.05E-04	3.86E-07	0.08	4.71E-02	1.50E-09	1.0E+06	1.5E-03
400	1.12096	6.30E-04	7.1E-04	6.05E-04	4.27E-07	0.08	4.71E-02	1.66E-09	1.0E+06	1.7E-03
401	1.2461	6.30E-04	7.9E-04	6.05E-04	4.75E-07	0.08	4.71E-02	1.84E-09	1.0E+06	1.8E-03
402	1.39674	6.30E-04	8.8E-04	6.05E-04	5.32E-07	0.08	4.71E-02	2.06E-09	1.0E+06	2.1E-03
403	1.58089	6.30E-04	1.0E-03	6.05E-04	6.03E-07	0.08	4.71E-02	2.33E-09	1.0E+06	2.3E-03
404	0.99817	6.30E-04	6.3E-04	6.05E-04	3.80E-07	0.08	4.71E-02	1.47E-09	1.0E+06	1.5E-03
405	1.10226	6.30E-04	6.9E-04	6.05E-04	4.20E-07	0.08	4.71E-02	1.63E-09	1.0E+06	1.6E-03
406	1.22329	6.30E-04	7.7E-04	6.05E-04	4.66E-07	0.08	4.71E-02	1.81E-09	1.0E+06	1.8E-03
407	1.36731	6.30E-04	8.6E-04	6.05E-04	5.21E-07	0.08	4.71E-02	2.02E-09	1.0E+06	2.0E-03
408	1.54195	6.30E-04	9.7E-04	6.05E-04	5.88E-07	0.08	4.71E-02	2.28E-09	1.0E+06	2.3E-03
409	1.75912	6.30E-04	1.1E-03	6.05E-04	6.71E-07	0.08	4.71E-02	2.60E-09	1.0E+06	2.6E-03
410	2.03672	6.30E-04	1.3E-03	6.05E-04	7.76E-07	0.08	4.71E-02	3.01E-09	1.0E+06	3.0E-03
411	2.40326	6.30E-04	1.5E-03	6.05E-04	9.16E-07	0.08	4.71E-02	3.55E-09	1.0E+06	3.5E-03
412	1.07572	6.30E-04	6.8E-04	6.05E-04	4.10E-07	0.08	4.71E-02	1.59E-09	1.0E+06	1.6E-03
413	1.19163	6.30E-04	7.5E-04	6.05E-04	4.54E-07	0.08	4.71E-02	1.76E-09	1.0E+06	1.8E-03
414	1.32882	6.30E-04	8.4E-04	6.05E-04	5.07E-07	0.08	4.71E-02	1.96E-09	1.0E+06	2.0E-03
415	1.49403	6.30E-04	9.4E-04	6.05E-04	5.70E-07	0.08	4.71E-02	2.21E-09	1.0E+06	2.2E-03
416	1.6981	6.30E-04	1.1E-03	6.05E-04	6.47E-07	0.08	4.71E-02	2.51E-09	1.0E+06	2.5E-03
417	1.95566	6.30E-04	1.2E-03	6.05E-04	7.45E-07	0.08	4.71E-02	2.89E-09	1.0E+06	2.9E-03
418	2.29269	6.30E-04	1.4E-03	6.05E-04	8.74E-07	0.08	4.71E-02	3.39E-09	1.0E+06	3.4E-03
419	2.75273	6.30E-04	1.7E-03	6.05E-04	1.05E-06	0.08	4.71E-02	4.07E-09	1.0E+06	4.1E-03
420	3.40803	6.30E-04	2.1E-03	6.05E-04	1.30E-06	0.08	4.71E-02	5.03E-09	1.0E+06	5.0E-03
421	1.03644	6.30E-04	6.5E-04	6.05E-04	3.95E-07	0.08	4.71E-02	1.53E-09	1.0E+06	1.5E-03
422	1.15038	6.30E-04	7.2E-04	6.05E-04	4.39E-07	0.08	4.71E-02	1.70E-09	1.0E+06	1.7E-03

Ventura Ranch
P3 (on) - Paving

		Cancer Risk from 2 to 16 years								
Receptor #	Conc	g/sec	Cair	Dose Constant	Dose	ED	Risk Constant	Risk	Constant 2	Risk/ Million
423	1.28046	6.30E-04	8.1E-04	6.05E-04	4.88E-07	0.08	4.71E-02	1.89E-09	1.0E+06	1.9E-03
424	1.43647	6.30E-04	9.0E-04	6.05E-04	5.48E-07	0.08	4.71E-02	2.12E-09	1.0E+06	2.1E-03
425	1.62742	6.30E-04	1.0E-03	6.05E-04	6.20E-07	0.08	4.71E-02	2.40E-09	1.0E+06	2.4E-03
426	1.86591	6.30E-04	1.2E-03	6.05E-04	7.11E-07	0.08	4.71E-02	2.76E-09	1.0E+06	2.8E-03
427	2.17534	6.30E-04	1.4E-03	6.05E-04	8.29E-07	0.08	4.71E-02	3.21E-09	1.0E+06	3.2E-03
428	2.59385	6.30E-04	1.6E-03	6.05E-04	9.89E-07	0.08	4.71E-02	3.83E-09	1.0E+06	3.8E-03
429	3.19048	6.30E-04	2.0E-03	6.05E-04	1.22E-06	0.08	4.71E-02	4.71E-09	1.0E+06	4.7E-03
430	4.0938	6.30E-04	2.6E-03	6.05E-04	1.56E-06	0.08	4.71E-02	6.05E-09	1.0E+06	6.0E-03
431	5.52788	6.30E-04	3.5E-03	6.05E-04	2.11E-06	0.08	4.71E-02	8.16E-09	1.0E+06	8.2E-03
432	7.88775	6.30E-04	5.0E-03	6.05E-04	3.01E-06	0.08	4.71E-02	1.17E-08	1.0E+06	1.2E-02
433	1.09933	6.30E-04	6.9E-04	6.05E-04	4.19E-07	0.08	4.71E-02	1.62E-09	1.0E+06	1.6E-03
434	1.22199	6.30E-04	7.7E-04	6.05E-04	4.66E-07	0.08	4.71E-02	1.80E-09	1.0E+06	1.8E-03
435	1.36815	6.30E-04	8.6E-04	6.05E-04	5.22E-07	0.08	4.71E-02	2.02E-09	1.0E+06	2.0E-03
436	1.54582	6.30E-04	9.7E-04	6.05E-04	5.89E-07	0.08	4.71E-02	2.28E-09	1.0E+06	2.3E-03
437	1.76615	6.30E-04	1.1E-03	6.05E-04	6.73E-07	0.08	4.71E-02	2.61E-09	1.0E+06	2.6E-03
438	2.04905	6.30E-04	1.3E-03	6.05E-04	7.81E-07	0.08	4.71E-02	3.03E-09	1.0E+06	3.0E-03
439	2.42795	6.30E-04	1.5E-03	6.05E-04	9.26E-07	0.08	4.71E-02	3.59E-09	1.0E+06	3.6E-03
440	2.9641	6.30E-04	1.9E-03	6.05E-04	1.13E-06	0.08	4.71E-02	4.38E-09	1.0E+06	4.4E-03
441	3.78173	6.30E-04	2.4E-03	6.05E-04	1.44E-06	0.08	4.71E-02	5.59E-09	1.0E+06	5.6E-03
442	5.12149	6.30E-04	3.2E-03	6.05E-04	1.95E-06	0.08	4.71E-02	7.56E-09	1.0E+06	7.6E-03
443	1.03953	6.30E-04	6.5E-04	6.05E-04	3.96E-07	0.08	4.71E-02	1.54E-09	1.0E+06	1.5E-03
444	1.15373	6.30E-04	7.3E-04	6.05E-04	4.40E-07	0.08	4.71E-02	1.70E-09	1.0E+06	1.7E-03
445	1.28906	6.30E-04	8.1E-04	6.05E-04	4.91E-07	0.08	4.71E-02	1.90E-09	1.0E+06	1.9E-03
446	1.45266	6.30E-04	9.2E-04	6.05E-04	5.54E-07	0.08	4.71E-02	2.15E-09	1.0E+06	2.1E-03
447	1.65507	6.30E-04	1.0E-03	6.05E-04	6.31E-07	0.08	4.71E-02	2.44E-09	1.0E+06	2.4E-03
448	1.91271	6.30E-04	1.2E-03	6.05E-04	7.29E-07	0.08	4.71E-02	2.83E-09	1.0E+06	2.8E-03
449	2.25378	6.30E-04	1.4E-03	6.05E-04	8.59E-07	0.08	4.71E-02	3.33E-09	1.0E+06	3.3E-03
450	2.72919	6.30E-04	1.7E-03	6.05E-04	1.04E-06	0.08	4.71E-02	4.03E-09	1.0E+06	4.0E-03
451	3.44856	6.30E-04	2.2E-03	6.05E-04	1.31E-06	0.08	4.71E-02	5.09E-09	1.0E+06	5.1E-03
452	4.64568	6.30E-04	2.9E-03	6.05E-04	1.77E-06	0.08	4.71E-02	6.86E-09	1.0E+06	6.9E-03
453	0.9668	6.30E-04	6.1E-04	6.05E-04	3.69E-07	0.08	4.71E-02	1.43E-09	1.0E+06	1.4E-03

Ventura Ranch
P3 (on) - Paving

							Cancer Risk from 2 to 16 years			
Receptor #	Conc	g/sec	Cair	Dose Constant	Dose	ED	Risk Constant	Risk	Constant 2	Risk/ Million
454	1.07202	6.30E-04	6.8E-04	6.05E-04	4.09E-07	0.08	4.71E-02	1.58E-09	1.0E+06	1.6E-03
455	1.19758	6.30E-04	7.5E-04	6.05E-04	4.57E-07	0.08	4.71E-02	1.77E-09	1.0E+06	1.8E-03
456	1.34712	6.30E-04	8.5E-04	6.05E-04	5.14E-07	0.08	4.71E-02	1.99E-09	1.0E+06	2.0E-03
457	1.53024	6.30E-04	9.6E-04	6.05E-04	5.83E-07	0.08	4.71E-02	2.26E-09	1.0E+06	2.3E-03
458	1.7624	6.30E-04	1.1E-03	6.05E-04	6.72E-07	0.08	4.71E-02	2.60E-09	1.0E+06	2.6E-03
459	2.06707	6.30E-04	1.3E-03	6.05E-04	7.88E-07	0.08	4.71E-02	3.05E-09	1.0E+06	3.1E-03
460	2.48495	6.30E-04	1.6E-03	6.05E-04	9.47E-07	0.08	4.71E-02	3.67E-09	1.0E+06	3.7E-03
461	3.10199	6.30E-04	2.0E-03	6.05E-04	1.18E-06	0.08	4.71E-02	4.58E-09	1.0E+06	4.6E-03
462	4.12204	6.30E-04	2.6E-03	6.05E-04	1.57E-06	0.08	4.71E-02	6.09E-09	1.0E+06	6.1E-03
463	1.59576	6.30E-04	1.0E-03	6.05E-04	6.08E-07	0.08	4.71E-02	2.36E-09	1.0E+06	2.4E-03
464	1.86158	6.30E-04	1.2E-03	6.05E-04	7.10E-07	0.08	4.71E-02	2.75E-09	1.0E+06	2.7E-03
465	2.22093	6.30E-04	1.4E-03	6.05E-04	8.47E-07	0.08	4.71E-02	3.28E-09	1.0E+06	3.3E-03
466	2.74133	6.30E-04	1.7E-03	6.05E-04	1.04E-06	0.08	4.71E-02	4.05E-09	1.0E+06	4.0E-03
467	3.57348	6.30E-04	2.3E-03	6.05E-04	1.36E-06	0.08	4.71E-02	5.28E-09	1.0E+06	5.3E-03
468	0	6.30E-04	0.0E+00	6.05E-04	0.00E+00	0.08	4.71E-02	0.00E+00	1.0E+06	0.0E+00
469	0	6.30E-04	0.0E+00	6.05E-04	0.00E+00	0.08	4.71E-02	0.00E+00	1.0E+06	0.0E+00
470	0	6.30E-04	0.0E+00	6.05E-04	0.00E+00	0.08	4.71E-02	0.00E+00	1.0E+06	0.0E+00
471	0	6.30E-04	0.0E+00	6.05E-04	0.00E+00	0.08	4.71E-02	0.00E+00	1.0E+06	0.0E+00
472	0	6.30E-04	0.0E+00	6.05E-04	0.00E+00	0.08	4.71E-02	0.00E+00	1.0E+06	0.0E+00
473	0	6.30E-04	0.0E+00	6.05E-04	0.00E+00	0.08	4.71E-02	0.00E+00	1.0E+06	0.0E+00
474	0	6.30E-04	0.0E+00	6.05E-04	0.00E+00	0.08	4.71E-02	0.00E+00	1.0E+06	0.0E+00
475	0	6.30E-04	0.0E+00	6.05E-04	0.00E+00	0.08	4.71E-02	0.00E+00	1.0E+06	0.0E+00
476	0	6.30E-04	0.0E+00	6.05E-04	0.00E+00	0.08	4.71E-02	0.00E+00	1.0E+06	0.0E+00
477	0	6.30E-04	0.0E+00	6.05E-04	0.00E+00	0.08	4.71E-02	0.00E+00	1.0E+06	0.0E+00
478	0	6.30E-04	0.0E+00	6.05E-04	0.00E+00	0.08	4.71E-02	0.00E+00	1.0E+06	0.0E+00
479	0	6.30E-04	0.0E+00	6.05E-04	0.00E+00	0.08	4.71E-02	0.00E+00	1.0E+06	0.0E+00
480	0	6.30E-04	0.0E+00	6.05E-04	0.00E+00	0.08	4.71E-02	0.00E+00	1.0E+06	0.0E+00
481	0	6.30E-04	0.0E+00	6.05E-04	0.00E+00	0.08	4.71E-02	0.00E+00	1.0E+06	0.0E+00
482	0	6.30E-04	0.0E+00	6.05E-04	0.00E+00	0.08	4.71E-02	0.00E+00	1.0E+06	0.0E+00
483	0	6.30E-04	0.0E+00	6.05E-04	0.00E+00	0.08	4.71E-02	0.00E+00	1.0E+06	0.0E+00
484	0	6.30E-04	0.0E+00	6.05E-04	0.00E+00	0.08	4.71E-02	0.00E+00	1.0E+06	0.0E+00

Ventura Ranch
P3 (on) - Paving

							Cancer Risk from 2 to 16 years			
Receptor #	Conc	g/sec	Cair	Dose Constant	Dose	ED	Risk Constant	Risk	Constant 2	Risk/ Million
485	0	6.30E-04	0.0E+00	6.05E-04	0.00E+00	0.08	4.71E-02	0.00E+00	1.0E+06	0.0E+00
486	0	6.30E-04	0.0E+00	6.05E-04	0.00E+00	0.08	4.71E-02	0.00E+00	1.0E+06	0.0E+00
487	0	6.30E-04	0.0E+00	6.05E-04	0.00E+00	0.08	4.71E-02	0.00E+00	1.0E+06	0.0E+00
488	0	6.30E-04	0.0E+00	6.05E-04	0.00E+00	0.08	4.71E-02	0.00E+00	1.0E+06	0.0E+00
489	0	6.30E-04	0.0E+00	6.05E-04	0.00E+00	0.08	4.71E-02	0.00E+00	1.0E+06	0.0E+00
490	0	6.30E-04	0.0E+00	6.05E-04	0.00E+00	0.08	4.71E-02	0.00E+00	1.0E+06	0.0E+00
491	0	6.30E-04	0.0E+00	6.05E-04	0.00E+00	0.08	4.71E-02	0.00E+00	1.0E+06	0.0E+00
492	0	6.30E-04	0.0E+00	6.05E-04	0.00E+00	0.08	4.71E-02	0.00E+00	1.0E+06	0.0E+00
493	0	6.30E-04	0.0E+00	6.05E-04	0.00E+00	0.08	4.71E-02	0.00E+00	1.0E+06	0.0E+00
494	0	6.30E-04	0.0E+00	6.05E-04	0.00E+00	0.08	4.71E-02	0.00E+00	1.0E+06	0.0E+00
495	0	6.30E-04	0.0E+00	6.05E-04	0.00E+00	0.08	4.71E-02	0.00E+00	1.0E+06	0.0E+00
496	0	6.30E-04	0.0E+00	6.05E-04	0.00E+00	0.08	4.71E-02	0.00E+00	1.0E+06	0.0E+00
497	0	6.30E-04	0.0E+00	6.05E-04	0.00E+00	0.08	4.71E-02	0.00E+00	1.0E+06	0.0E+00
498	0	6.30E-04	0.0E+00	6.05E-04	0.00E+00	0.08	4.71E-02	0.00E+00	1.0E+06	0.0E+00
499	0	6.30E-04	0.0E+00	6.05E-04	0.00E+00	0.08	4.71E-02	0.00E+00	1.0E+06	0.0E+00
500	0	6.30E-04	0.0E+00	6.05E-04	0.00E+00	0.08	4.71E-02	0.00E+00	1.0E+06	0.0E+00
501	0	6.30E-04	0.0E+00	6.05E-04	0.00E+00	0.08	4.71E-02	0.00E+00	1.0E+06	0.0E+00
502	0	6.30E-04	0.0E+00	6.05E-04	0.00E+00	0.08	4.71E-02	0.00E+00	1.0E+06	0.0E+00
503	0	6.30E-04	0.0E+00	6.05E-04	0.00E+00	0.08	4.71E-02	0.00E+00	1.0E+06	0.0E+00
504	0	6.30E-04	0.0E+00	6.05E-04	0.00E+00	0.08	4.71E-02	0.00E+00	1.0E+06	0.0E+00
505	0	6.30E-04	0.0E+00	6.05E-04	0.00E+00	0.08	4.71E-02	0.00E+00	1.0E+06	0.0E+00
506	0	6.30E-04	0.0E+00	6.05E-04	0.00E+00	0.08	4.71E-02	0.00E+00	1.0E+06	0.0E+00
507	0	6.30E-04	0.0E+00	6.05E-04	0.00E+00	0.08	4.71E-02	0.00E+00	1.0E+06	0.0E+00
508	0	6.30E-04	0.0E+00	6.05E-04	0.00E+00	0.08	4.71E-02	0.00E+00	1.0E+06	0.0E+00
509	0	6.30E-04	0.0E+00	6.05E-04	0.00E+00	0.08	4.71E-02	0.00E+00	1.0E+06	0.0E+00
510	0	6.30E-04	0.0E+00	6.05E-04	0.00E+00	0.08	4.71E-02	0.00E+00	1.0E+06	0.0E+00
511	0	6.30E-04	0.0E+00	6.05E-04	0.00E+00	0.08	4.71E-02	0.00E+00	1.0E+06	0.0E+00
512	0	6.30E-04	0.0E+00	6.05E-04	0.00E+00	0.08	4.71E-02	0.00E+00	1.0E+06	0.0E+00
513	0	6.30E-04	0.0E+00	6.05E-04	0.00E+00	0.08	4.71E-02	0.00E+00	1.0E+06	0.0E+00
514	0	6.30E-04	0.0E+00	6.05E-04	0.00E+00	0.08	4.71E-02	0.00E+00	1.0E+06	0.0E+00
515	0	6.30E-04	0.0E+00	6.05E-04	0.00E+00	0.08	4.71E-02	0.00E+00	1.0E+06	0.0E+00

Ventura Ranch
P3 (on) - Paving

							Cancer Risk from 2 to 16 years			
Receptor #	Conc	g/sec	Cair	Dose Constant	Dose	ED	Risk Constant	Risk	Constant 2	Risk/ Million
516	0	6.30E-04	0.0E+00	6.05E-04	0.00E+00	0.08	4.71E-02	0.00E+00	1.0E+06	0.0E+00
517	0	6.30E-04	0.0E+00	6.05E-04	0.00E+00	0.08	4.71E-02	0.00E+00	1.0E+06	0.0E+00
518	0	6.30E-04	0.0E+00	6.05E-04	0.00E+00	0.08	4.71E-02	0.00E+00	1.0E+06	0.0E+00
519	0	6.30E-04	0.0E+00	6.05E-04	0.00E+00	0.08	4.71E-02	0.00E+00	1.0E+06	0.0E+00
520	0	6.30E-04	0.0E+00	6.05E-04	0.00E+00	0.08	4.71E-02	0.00E+00	1.0E+06	0.0E+00
521	0	6.30E-04	0.0E+00	6.05E-04	0.00E+00	0.08	4.71E-02	0.00E+00	1.0E+06	0.0E+00
522	0	6.30E-04	0.0E+00	6.05E-04	0.00E+00	0.08	4.71E-02	0.00E+00	1.0E+06	0.0E+00
523	0	6.30E-04	0.0E+00	6.05E-04	0.00E+00	0.08	4.71E-02	0.00E+00	1.0E+06	0.0E+00
524	0	6.30E-04	0.0E+00	6.05E-04	0.00E+00	0.08	4.71E-02	0.00E+00	1.0E+06	0.0E+00
525	0	6.30E-04	0.0E+00	6.05E-04	0.00E+00	0.08	4.71E-02	0.00E+00	1.0E+06	0.0E+00
526	0	6.30E-04	0.0E+00	6.05E-04	0.00E+00	0.08	4.71E-02	0.00E+00	1.0E+06	0.0E+00
527	0	6.30E-04	0.0E+00	6.05E-04	0.00E+00	0.08	4.71E-02	0.00E+00	1.0E+06	0.0E+00
528	0	6.30E-04	0.0E+00	6.05E-04	0.00E+00	0.08	4.71E-02	0.00E+00	1.0E+06	0.0E+00
529	0	6.30E-04	0.0E+00	6.05E-04	0.00E+00	0.08	4.71E-02	0.00E+00	1.0E+06	0.0E+00
530	0	6.30E-04	0.0E+00	6.05E-04	0.00E+00	0.08	4.71E-02	0.00E+00	1.0E+06	0.0E+00
531	0	6.30E-04	0.0E+00	6.05E-04	0.00E+00	0.08	4.71E-02	0.00E+00	1.0E+06	0.0E+00
532	0	6.30E-04	0.0E+00	6.05E-04	0.00E+00	0.08	4.71E-02	0.00E+00	1.0E+06	0.0E+00
533	0	6.30E-04	0.0E+00	6.05E-04	0.00E+00	0.08	4.71E-02	0.00E+00	1.0E+06	0.0E+00
534	0	6.30E-04	0.0E+00	6.05E-04	0.00E+00	0.08	4.71E-02	0.00E+00	1.0E+06	0.0E+00
535	0	6.30E-04	0.0E+00	6.05E-04	0.00E+00	0.08	4.71E-02	0.00E+00	1.0E+06	0.0E+00
536	0	6.30E-04	0.0E+00	6.05E-04	0.00E+00	0.08	4.71E-02	0.00E+00	1.0E+06	0.0E+00
537	0	6.30E-04	0.0E+00	6.05E-04	0.00E+00	0.08	4.71E-02	0.00E+00	1.0E+06	0.0E+00
538	0	6.30E-04	0.0E+00	6.05E-04	0.00E+00	0.08	4.71E-02	0.00E+00	1.0E+06	0.0E+00
539	0	6.30E-04	0.0E+00	6.05E-04	0.00E+00	0.08	4.71E-02	0.00E+00	1.0E+06	0.0E+00
540	0	6.30E-04	0.0E+00	6.05E-04	0.00E+00	0.08	4.71E-02	0.00E+00	1.0E+06	0.0E+00
541	0	6.30E-04	0.0E+00	6.05E-04	0.00E+00	0.08	4.71E-02	0.00E+00	1.0E+06	0.0E+00
542	0	6.30E-04	0.0E+00	6.05E-04	0.00E+00	0.08	4.71E-02	0.00E+00	1.0E+06	0.0E+00
543	0	6.30E-04	0.0E+00	6.05E-04	0.00E+00	0.08	4.71E-02	0.00E+00	1.0E+06	0.0E+00
544	0	6.30E-04	0.0E+00	6.05E-04	0.00E+00	0.08	4.71E-02	0.00E+00	1.0E+06	0.0E+00
545	0	6.30E-04	0.0E+00	6.05E-04	0.00E+00	0.08	4.71E-02	0.00E+00	1.0E+06	0.0E+00
546	0	6.30E-04	0.0E+00	6.05E-04	0.00E+00	0.08	4.71E-02	0.00E+00	1.0E+06	0.0E+00

Ventura Ranch
P3 (on) - Paving

		Cancer Risk from 2 to 16 years								
Receptor #	Conc	g/sec	Cair	Dose Constant	Dose	ED	Risk Constant	Risk	Constant 2	Risk/ Million
547	0	6.30E-04	0.0E+00	6.05E-04	0.00E+00	0.08	4.71E-02	0.00E+00	1.0E+06	0.0E+00
548	0	6.30E-04	0.0E+00	6.05E-04	0.00E+00	0.08	4.71E-02	0.00E+00	1.0E+06	0.0E+00
549	0	6.30E-04	0.0E+00	6.05E-04	0.00E+00	0.08	4.71E-02	0.00E+00	1.0E+06	0.0E+00
550	0	6.30E-04	0.0E+00	6.05E-04	0.00E+00	0.08	4.71E-02	0.00E+00	1.0E+06	0.0E+00
551	0	6.30E-04	0.0E+00	6.05E-04	0.00E+00	0.08	4.71E-02	0.00E+00	1.0E+06	0.0E+00
552	0	6.30E-04	0.0E+00	6.05E-04	0.00E+00	0.08	4.71E-02	0.00E+00	1.0E+06	0.0E+00
553	0	6.30E-04	0.0E+00	6.05E-04	0.00E+00	0.08	4.71E-02	0.00E+00	1.0E+06	0.0E+00
554	0	6.30E-04	0.0E+00	6.05E-04	0.00E+00	0.08	4.71E-02	0.00E+00	1.0E+06	0.0E+00
555	0	6.30E-04	0.0E+00	6.05E-04	0.00E+00	0.08	4.71E-02	0.00E+00	1.0E+06	0.0E+00
556	0	6.30E-04	0.0E+00	6.05E-04	0.00E+00	0.08	4.71E-02	0.00E+00	1.0E+06	0.0E+00
557	0	6.30E-04	0.0E+00	6.05E-04	0.00E+00	0.08	4.71E-02	0.00E+00	1.0E+06	0.0E+00
558	0	6.30E-04	0.0E+00	6.05E-04	0.00E+00	0.08	4.71E-02	0.00E+00	1.0E+06	0.0E+00
559	0	6.30E-04	0.0E+00	6.05E-04	0.00E+00	0.08	4.71E-02	0.00E+00	1.0E+06	0.0E+00
560	0	6.30E-04	0.0E+00	6.05E-04	0.00E+00	0.08	4.71E-02	0.00E+00	1.0E+06	0.0E+00
0	0	6.30E-04	0.0E+00	6.05E-04	0.00E+00	0.08	4.71E-02	0.00E+00	1.0E+06	0.0E+00

Ventura Ranch
P3 (on) - Paving

Max Cancer Risk Cancer Risk	
Receptor #	**Total Risk/ Million**
361	1.4E-03
362	1.6E-03
363	1.8E-03
364	2.1E-03
365	1.5E-03
366	1.6E-03
367	1.8E-03
368	2.1E-03
369	2.4E-03
370	2.9E-03
371	1.5E-03
372	1.6E-03
373	1.9E-03
374	2.1E-03
375	2.4E-03
376	1.5E-03
377	1.7E-03
378	1.9E-03
379	2.1E-03
380	2.4E-03
381	1.5E-03
382	1.7E-03
383	1.9E-03
384	2.1E-03
385	2.4E-03
386	1.5E-03
387	1.7E-03
388	1.9E-03
389	2.1E-03
390	2.4E-03
391	1.5E-03

Max	**Receptor #**	
0.012	432	Res

Chronic Non Cancer Risk	
REL	**HI Offroad**
5	1.23E-04
5	1.38E-04
5	1.56E-04
5	1.79E-04
5	1.24E-04
5	1.39E-04
5	1.57E-04
5	1.79E-04
5	2.08E-04
5	2.43E-04
5	1.26E-04
5	1.40E-04
5	1.58E-04
5	1.80E-04
5	2.08E-04
5	1.27E-04
5	1.41E-04
5	1.59E-04
5	1.81E-04
5	2.08E-04
5	1.28E-04
5	1.43E-04
5	1.60E-04
5	1.81E-04
5	2.08E-04
5	1.29E-04
5	1.43E-04
5	1.60E-04
5	1.81E-04
5	2.08E-04
5	1.29E-04

Max	**Receptor #**	
9.938E-04	432	Res

Ventura Ranch
P3 (on) - Paving

Max Cancer Risk Cancer Risk		*Chronic Non Cancer Risk*	
Receptor #	Total Risk/ Million	REL	HI Offroad
392	1.7E-03	5	1.43E-04
393	1.9E-03	5	1.60E-04
394	2.1E-03	5	1.81E-04
395	1.5E-03	5	1.29E-04
396	1.7E-03	5	1.43E-04
397	1.9E-03	5	1.59E-04
398	2.1E-03	5	1.79E-04
399	1.5E-03	5	1.28E-04
400	1.7E-03	5	1.41E-04
401	1.8E-03	5	1.57E-04
402	2.1E-03	5	1.76E-04
403	2.3E-03	5	1.99E-04
404	1.5E-03	5	1.26E-04
405	1.6E-03	5	1.39E-04
406	1.8E-03	5	1.54E-04
407	2.0E-03	5	1.72E-04
408	2.3E-03	5	1.94E-04
409	2.6E-03	5	2.22E-04
410	3.0E-03	5	2.57E-04
411	3.5E-03	5	3.03E-04
412	1.6E-03	5	1.36E-04
413	1.8E-03	5	1.50E-04
414	2.0E-03	5	1.67E-04
415	2.2E-03	5	1.88E-04
416	2.5E-03	5	2.14E-04
417	2.9E-03	5	2.46E-04
418	3.4E-03	5	2.89E-04
419	4.1E-03	5	3.47E-04
420	5.0E-03	5	4.29E-04
421	1.5E-03	5	1.31E-04
422	1.7E-03	5	1.45E-04

Ventura Ranch
P3 (on) - Paving

Max Cancer Risk Cancer Risk		*Chronic Non Cancer Risk*	
Receptor #	Total Risk/ Million	REL	HI Offroad
423	1.9E-03	5	1.61E-04
424	2.1E-03	5	1.81E-04
425	2.4E-03	5	2.05E-04
426	2.8E-03	5	2.35E-04
427	3.2E-03	5	2.74E-04
428	3.8E-03	5	3.27E-04
429	4.7E-03	5	4.02E-04
430	6.0E-03	5	5.16E-04
431	8.2E-03	5	6.97E-04
432	1.2E-02	5	9.94E-04
433	1.6E-03	5	1.39E-04
434	1.8E-03	5	1.54E-04
435	2.0E-03	5	1.72E-04
436	2.3E-03	5	1.95E-04
437	2.6E-03	5	2.23E-04
438	3.0E-03	5	2.58E-04
439	3.6E-03	5	3.06E-04
440	4.4E-03	5	3.73E-04
441	5.6E-03	5	4.76E-04
442	7.6E-03	5	6.45E-04
443	1.5E-03	5	1.31E-04
444	1.7E-03	5	1.45E-04
445	1.9E-03	5	1.62E-04
446	2.1E-03	5	1.83E-04
447	2.4E-03	5	2.09E-04
448	2.8E-03	5	2.41E-04
449	3.3E-03	5	2.84E-04
450	4.0E-03	5	3.44E-04
451	5.1E-03	5	4.35E-04
452	6.9E-03	5	5.85E-04
453	1.4E-03	5	1.22E-04

Ventura Ranch
P3 (on) - Paving

Max Cancer Risk Cancer Risk		*Chronic Non Cancer Risk*	
Receptor #	Total Risk/ Million	REL	HI Offroad
454	1.6E-03	5	1.35E-04
455	1.8E-03	5	1.51E-04
456	2.0E-03	5	1.70E-04
457	2.3E-03	5	1.93E-04
458	2.6E-03	5	2.22E-04
459	3.1E-03	5	2.60E-04
460	3.7E-03	5	3.13E-04
461	4.6E-03	5	3.91E-04
462	6.1E-03	5	5.19E-04
463	2.4E-03	5	2.01E-04
464	2.7E-03	5	2.35E-04
465	3.3E-03	5	2.80E-04
466	4.0E-03	5	3.45E-04
467	5.3E-03	5	4.50E-04
468	0.0E+00	5	0.00E+00
469	0.0E+00	5	0.00E+00
470	0.0E+00	5	0.00E+00
471	0.0E+00	5	0.00E+00
472	0.0E+00	5	0.00E+00
473	0.0E+00	5	0.00E+00
474	0.0E+00	5	0.00E+00
475	0.0E+00	5	0.00E+00
476	0.0E+00	5	0.00E+00
477	0.0E+00	5	0.00E+00
478	0.0E+00	5	0.00E+00
479	0.0E+00	5	0.00E+00
480	0.0E+00	5	0.00E+00
481	0.0E+00	5	0.00E+00
482	0.0E+00	5	0.00E+00
483	0.0E+00	5	0.00E+00
484	0.0E+00	5	0.00E+00

Ventura Ranch
P3 (on) - Paving

Max Cancer Risk Cancer Risk		*Chronic Non Cancer Risk*	
Receptor #	Total Risk/ Million	REL	HI Offroad
485	0.0E+00	5	0.00E+00
486	0.0E+00	5	0.00E+00
487	0.0E+00	5	0.00E+00
488	0.0E+00	5	0.00E+00
489	0.0E+00	5	0.00E+00
490	0.0E+00	5	0.00E+00
491	0.0E+00	5	0.00E+00
492	0.0E+00	5	0.00E+00
493	0.0E+00	5	0.00E+00
494	0.0E+00	5	0.00E+00
495	0.0E+00	5	0.00E+00
496	0.0E+00	5	0.00E+00
497	0.0E+00	5	0.00E+00
498	0.0E+00	5	0.00E+00
499	0.0E+00	5	0.00E+00
500	0.0E+00	5	0.00E+00
501	0.0E+00	5	0.00E+00
502	0.0E+00	5	0.00E+00
503	0.0E+00	5	0.00E+00
504	0.0E+00	5	0.00E+00
505	0.0E+00	5	0.00E+00
506	0.0E+00	5	0.00E+00
507	0.0E+00	5	0.00E+00
508	0.0E+00	5	0.00E+00
509	0.0E+00	5	0.00E+00
510	0.0E+00	5	0.00E+00
511	0.0E+00	5	0.00E+00
512	0.0E+00	5	0.00E+00
513	0.0E+00	5	0.00E+00
514	0.0E+00	5	0.00E+00
515	0.0E+00	5	0.00E+00

Ventura Ranch
P3 (on) - Paving

Max Cancer Risk Cancer Risk		*Chronic Non Cancer Risk*	
Receptor #	Total Risk/ Million	REL	HI Offroad
516	0.0E+00	5	0.00E+00
517	0.0E+00	5	0.00E+00
518	0.0E+00	5	0.00E+00
519	0.0E+00	5	0.00E+00
520	0.0E+00	5	0.00E+00
521	0.0E+00	5	0.00E+00
522	0.0E+00	5	0.00E+00
523	0.0E+00	5	0.00E+00
524	0.0E+00	5	0.00E+00
525	0.0E+00	5	0.00E+00
526	0.0E+00	5	0.00E+00
527	0.0E+00	5	0.00E+00
528	0.0E+00	5	0.00E+00
529	0.0E+00	5	0.00E+00
530	0.0E+00	5	0.00E+00
531	0.0E+00	5	0.00E+00
532	0.0E+00	5	0.00E+00
533	0.0E+00	5	0.00E+00
534	0.0E+00	5	0.00E+00
535	0.0E+00	5	0.00E+00
536	0.0E+00	5	0.00E+00
537	0.0E+00	5	0.00E+00
538	0.0E+00	5	0.00E+00
539	0.0E+00	5	0.00E+00
540	0.0E+00	5	0.00E+00
541	0.0E+00	5	0.00E+00
542	0.0E+00	5	0.00E+00
543	0.0E+00	5	0.00E+00
544	0.0E+00	5	0.00E+00
545	0.0E+00	5	0.00E+00
546	0.0E+00	5	0.00E+00

Ventura Ranch
P3 (on) - Paving

Max Cancer Risk Cancer Risk		*Chronic Non Cancer Risk*	
Receptor #	**Total Risk/ Million**	**REL**	**HI Offroad**
547	0.0E+00	5	0.00E+00
548	0.0E+00	5	0.00E+00
549	0.0E+00	5	0.00E+00
550	0.0E+00	5	0.00E+00
551	0.0E+00	5	0.00E+00
552	0.0E+00	5	0.00E+00
553	0.0E+00	5	0.00E+00
554	0.0E+00	5	0.00E+00
555	0.0E+00	5	0.00E+00
556	0.0E+00	5	0.00E+00
557	0.0E+00	5	0.00E+00
558	0.0E+00	5	0.00E+00
559	0.0E+00	5	0.00E+00
560	0.0E+00	5	0.00E+00
0	0.0E+00	5	0.00E+00

Ventura Ranch

P3 (on) - Architectural Coating

		Cancer Risk from 2 to 16 years								
Receptor #	Conc	g/sec	Cair	Dose Constant	Dose	ED	Risk Constant	Risk	Constant 2	Risk/ Million
361	0.9254	6.30E-05	5.8E-05	6.05E-04	3.53E-08	0.08	4.71E-02	1.37E-10	1.0E+06	1.4E-04
362	1.03027	6.30E-05	6.5E-05	6.05E-04	3.93E-08	0.08	4.71E-02	1.52E-10	1.0E+06	1.5E-04
363	1.15965	6.30E-05	7.3E-05	6.05E-04	4.42E-08	0.08	4.71E-02	1.71E-10	1.0E+06	1.7E-04
364	1.31989	6.30E-05	8.3E-05	6.05E-04	5.03E-08	0.08	4.71E-02	1.95E-10	1.0E+06	1.9E-04
365	0.93566	6.30E-05	5.9E-05	6.05E-04	3.57E-08	0.08	4.71E-02	1.38E-10	1.0E+06	1.4E-04
366	1.03894	6.30E-05	6.5E-05	6.05E-04	3.96E-08	0.08	4.71E-02	1.53E-10	1.0E+06	1.5E-04
367	1.16542	6.30E-05	7.3E-05	6.05E-04	4.44E-08	0.08	4.71E-02	1.72E-10	1.0E+06	1.7E-04
368	1.32227	6.30E-05	8.3E-05	6.05E-04	5.04E-08	0.08	4.71E-02	1.95E-10	1.0E+06	2.0E-04
369	1.51827	6.30E-05	9.6E-05	6.05E-04	5.79E-08	0.08	4.71E-02	2.24E-10	1.0E+06	2.2E-04
370	1.76601	6.30E-05	1.1E-04	6.05E-04	6.73E-08	0.08	4.71E-02	2.61E-10	1.0E+06	2.6E-04
371	0.94878	6.30E-05	6.0E-05	6.05E-04	3.62E-08	0.08	4.71E-02	1.40E-10	1.0E+06	1.4E-04
372	1.05133	6.30E-05	6.6E-05	6.05E-04	4.01E-08	0.08	4.71E-02	1.55E-10	1.0E+06	1.6E-04
373	1.17578	6.30E-05	7.4E-05	6.05E-04	4.48E-08	0.08	4.71E-02	1.74E-10	1.0E+06	1.7E-04
374	1.32924	6.30E-05	8.4E-05	6.05E-04	5.07E-08	0.08	4.71E-02	1.96E-10	1.0E+06	2.0E-04
375	1.52051	6.30E-05	9.6E-05	6.05E-04	5.80E-08	0.08	4.71E-02	2.25E-10	1.0E+06	2.2E-04
376	0.96279	6.30E-05	6.1E-05	6.05E-04	3.67E-08	0.08	4.71E-02	1.42E-10	1.0E+06	1.4E-04
377	1.06563	6.30E-05	6.7E-05	6.05E-04	4.06E-08	0.08	4.71E-02	1.57E-10	1.0E+06	1.6E-04
378	1.18941	6.30E-05	7.5E-05	6.05E-04	4.53E-08	0.08	4.71E-02	1.76E-10	1.0E+06	1.8E-04
379	1.33985	6.30E-05	8.4E-05	6.05E-04	5.11E-08	0.08	4.71E-02	1.98E-10	1.0E+06	2.0E-04
380	1.52857	6.30E-05	9.6E-05	6.05E-04	5.83E-08	0.08	4.71E-02	2.26E-10	1.0E+06	2.3E-04
381	0.97708	6.30E-05	6.2E-05	6.05E-04	3.72E-08	0.08	4.71E-02	1.44E-10	1.0E+06	1.4E-04
382	1.07966	6.30E-05	6.8E-05	6.05E-04	4.12E-08	0.08	4.71E-02	1.59E-10	1.0E+06	1.6E-04
383	1.20311	6.30E-05	7.6E-05	6.05E-04	4.59E-08	0.08	4.71E-02	1.78E-10	1.0E+06	1.8E-04
384	1.35229	6.30E-05	8.5E-05	6.05E-04	5.15E-08	0.08	4.71E-02	2.00E-10	1.0E+06	2.0E-04
385	1.53908	6.30E-05	9.7E-05	6.05E-04	5.87E-08	0.08	4.71E-02	2.27E-10	1.0E+06	2.3E-04
386	0.98985	6.30E-05	6.2E-05	6.05E-04	3.77E-08	0.08	4.71E-02	1.46E-10	1.0E+06	1.5E-04
387	1.09225	6.30E-05	6.9E-05	6.05E-04	4.16E-08	0.08	4.71E-02	1.61E-10	1.0E+06	1.6E-04
388	1.2144	6.30E-05	7.7E-05	6.05E-04	4.63E-08	0.08	4.71E-02	1.79E-10	1.0E+06	1.8E-04
389	1.36332	6.30E-05	8.6E-05	6.05E-04	5.20E-08	0.08	4.71E-02	2.01E-10	1.0E+06	2.0E-04
390	1.54778	6.30E-05	9.8E-05	6.05E-04	5.90E-08	0.08	4.71E-02	2.29E-10	1.0E+06	2.3E-04
391	0.99861	6.30E-05	6.3E-05	6.05E-04	3.81E-08	0.08	4.71E-02	1.47E-10	1.0E+06	1.5E-04

Ventura Ranch

P3 (on) - Architectural Coating

		Cancer Risk from 2 to 16 years								
Receptor #	Conc	g/sec	Cair	Dose Constant	Dose	ED	Risk Constant	Risk	Constant 2	Risk/ Million
392	1.10152	6.30E-05	6.9E-05	6.05E-04	4.20E-08	0.08	4.71E-02	1.63E-10	1.0E+06	1.6E-04
393	1.22333	6.30E-05	7.7E-05	6.05E-04	4.66E-08	0.08	4.71E-02	1.81E-10	1.0E+06	1.8E-04
394	1.37029	6.30E-05	8.6E-05	6.05E-04	5.22E-08	0.08	4.71E-02	2.02E-10	1.0E+06	2.0E-04
395	1.00254	6.30E-05	6.3E-05	6.05E-04	3.82E-08	0.08	4.71E-02	1.48E-10	1.0E+06	1.5E-04
396	1.10549	6.30E-05	7.0E-05	6.05E-04	4.21E-08	0.08	4.71E-02	1.63E-10	1.0E+06	1.6E-04
397	1.22593	6.30E-05	7.7E-05	6.05E-04	4.67E-08	0.08	4.71E-02	1.81E-10	1.0E+06	1.8E-04
398	1.37035	6.30E-05	8.6E-05	6.05E-04	5.22E-08	0.08	4.71E-02	2.02E-10	1.0E+06	2.0E-04
399	0.99973	6.30E-05	6.3E-05	6.05E-04	3.81E-08	0.08	4.71E-02	1.48E-10	1.0E+06	1.5E-04
400	1.10232	6.30E-05	6.9E-05	6.05E-04	4.20E-08	0.08	4.71E-02	1.63E-10	1.0E+06	1.6E-04
401	1.22107	6.30E-05	7.7E-05	6.05E-04	4.65E-08	0.08	4.71E-02	1.80E-10	1.0E+06	1.8E-04
402	1.36239	6.30E-05	8.6E-05	6.05E-04	5.19E-08	0.08	4.71E-02	2.01E-10	1.0E+06	2.0E-04
403	1.53268	6.30E-05	9.7E-05	6.05E-04	5.84E-08	0.08	4.71E-02	2.26E-10	1.0E+06	2.3E-04
404	0.9902	6.30E-05	6.2E-05	6.05E-04	3.77E-08	0.08	4.71E-02	1.46E-10	1.0E+06	1.5E-04
405	1.09122	6.30E-05	6.9E-05	6.05E-04	4.16E-08	0.08	4.71E-02	1.61E-10	1.0E+06	1.6E-04
406	1.20781	6.30E-05	7.6E-05	6.05E-04	4.60E-08	0.08	4.71E-02	1.78E-10	1.0E+06	1.8E-04
407	1.34516	6.30E-05	8.5E-05	6.05E-04	5.13E-08	0.08	4.71E-02	1.99E-10	1.0E+06	2.0E-04
408	1.50954	6.30E-05	9.5E-05	6.05E-04	5.75E-08	0.08	4.71E-02	2.23E-10	1.0E+06	2.2E-04
409	1.71045	6.30E-05	1.1E-04	6.05E-04	6.52E-08	0.08	4.71E-02	2.53E-10	1.0E+06	2.5E-04
410	1.96184	6.30E-05	1.2E-04	6.05E-04	7.48E-08	0.08	4.71E-02	2.90E-10	1.0E+06	2.9E-04
411	2.28549	6.30E-05	1.4E-04	6.05E-04	8.71E-08	0.08	4.71E-02	3.38E-10	1.0E+06	3.4E-04
412	1.07073	6.30E-05	6.7E-05	6.05E-04	4.08E-08	0.08	4.71E-02	1.58E-10	1.0E+06	1.6E-04
413	1.18373	6.30E-05	7.5E-05	6.05E-04	4.51E-08	0.08	4.71E-02	1.75E-10	1.0E+06	1.7E-04
414	1.31635	6.30E-05	8.3E-05	6.05E-04	5.02E-08	0.08	4.71E-02	1.94E-10	1.0E+06	1.9E-04
415	1.47422	6.30E-05	9.3E-05	6.05E-04	5.62E-08	0.08	4.71E-02	2.18E-10	1.0E+06	2.2E-04
416	1.66615	6.30E-05	1.0E-04	6.05E-04	6.35E-08	0.08	4.71E-02	2.46E-10	1.0E+06	2.5E-04
417	1.90315	6.30E-05	1.2E-04	6.05E-04	7.25E-08	0.08	4.71E-02	2.81E-10	1.0E+06	2.8E-04
418	2.20457	6.30E-05	1.4E-04	6.05E-04	8.40E-08	0.08	4.71E-02	3.26E-10	1.0E+06	3.3E-04
419	2.60206	6.30E-05	1.6E-04	6.05E-04	9.92E-08	0.08	4.71E-02	3.84E-10	1.0E+06	3.8E-04
420	3.14784	6.30E-05	2.0E-04	6.05E-04	1.20E-07	0.08	4.71E-02	4.65E-10	1.0E+06	4.6E-04
421	1.03592	6.30E-05	6.5E-05	6.05E-04	3.95E-08	0.08	4.71E-02	1.53E-10	1.0E+06	1.5E-04
422	1.14794	6.30E-05	7.2E-05	6.05E-04	4.38E-08	0.08	4.71E-02	1.70E-10	1.0E+06	1.7E-04

Ventura Ranch

P3 (on) - Architectural Coating

		Cancer Risk from 2 to 16 years								
Receptor #	Conc	g/sec	Cair	Dose Constant	Dose	ED	Risk Constant	Risk	Constant 2	Risk/ Million
423	1.27494	6.30E-05	8.0E-05	6.05E-04	4.86E-08	0.08	4.71E-02	1.88E-10	1.0E+06	1.9E-04
424	1.42577	6.30E-05	9.0E-05	6.05E-04	5.43E-08	0.08	4.71E-02	2.11E-10	1.0E+06	2.1E-04
425	1.60782	6.30E-05	1.0E-04	6.05E-04	6.13E-08	0.08	4.71E-02	2.37E-10	1.0E+06	2.4E-04
426	1.83067	6.30E-05	1.2E-04	6.05E-04	6.98E-08	0.08	4.71E-02	2.70E-10	1.0E+06	2.7E-04
427	2.1116	6.30E-05	1.3E-04	6.05E-04	8.05E-08	0.08	4.71E-02	3.12E-10	1.0E+06	3.1E-04
428	2.47689	6.30E-05	1.6E-04	6.05E-04	9.44E-08	0.08	4.71E-02	3.66E-10	1.0E+06	3.7E-04
429	2.97319	6.30E-05	1.9E-04	6.05E-04	1.13E-07	0.08	4.71E-02	4.39E-10	1.0E+06	4.4E-04
430	3.68829	6.30E-05	2.3E-04	6.05E-04	1.41E-07	0.08	4.71E-02	5.45E-10	1.0E+06	5.4E-04
431	4.77843	6.30E-05	3.0E-04	6.05E-04	1.82E-07	0.08	4.71E-02	7.06E-10	1.0E+06	7.1E-04
432	6.52211	6.30E-05	4.1E-04	6.05E-04	2.49E-07	0.08	4.71E-02	9.63E-10	1.0E+06	9.6E-04
433	1.10042	6.30E-05	6.9E-05	6.05E-04	4.19E-08	0.08	4.71E-02	1.63E-10	1.0E+06	1.6E-04
434	1.22088	6.30E-05	7.7E-05	6.05E-04	4.65E-08	0.08	4.71E-02	1.80E-10	1.0E+06	1.8E-04
435	1.36322	6.30E-05	8.6E-05	6.05E-04	5.20E-08	0.08	4.71E-02	2.01E-10	1.0E+06	2.0E-04
436	1.53418	6.30E-05	9.7E-05	6.05E-04	5.85E-08	0.08	4.71E-02	2.27E-10	1.0E+06	2.3E-04
437	1.74259	6.30E-05	1.1E-04	6.05E-04	6.64E-08	0.08	4.71E-02	2.57E-10	1.0E+06	2.6E-04
438	2.0034	6.30E-05	1.3E-04	6.05E-04	7.64E-08	0.08	4.71E-02	2.96E-10	1.0E+06	3.0E-04
439	2.33956	6.30E-05	1.5E-04	6.05E-04	8.92E-08	0.08	4.71E-02	3.46E-10	1.0E+06	3.5E-04
440	2.79	6.30E-05	1.8E-04	6.05E-04	1.06E-07	0.08	4.71E-02	4.12E-10	1.0E+06	4.1E-04
441	3.4323	6.30E-05	2.2E-04	6.05E-04	1.31E-07	0.08	4.71E-02	5.07E-10	1.0E+06	5.1E-04
442	4.4191	6.30E-05	2.8E-04	6.05E-04	1.68E-07	0.08	4.71E-02	6.53E-10	1.0E+06	6.5E-04
443	1.04264	6.30E-05	6.6E-05	6.05E-04	3.97E-08	0.08	4.71E-02	1.54E-10	1.0E+06	1.5E-04
444	1.15503	6.30E-05	7.3E-05	6.05E-04	4.40E-08	0.08	4.71E-02	1.71E-10	1.0E+06	1.7E-04
445	1.28715	6.30E-05	8.1E-05	6.05E-04	4.91E-08	0.08	4.71E-02	1.90E-10	1.0E+06	1.9E-04
446	1.44519	6.30E-05	9.1E-05	6.05E-04	5.51E-08	0.08	4.71E-02	2.13E-10	1.0E+06	2.1E-04
447	1.63785	6.30E-05	1.0E-04	6.05E-04	6.24E-08	0.08	4.71E-02	2.42E-10	1.0E+06	2.4E-04
448	1.8779	6.30E-05	1.2E-04	6.05E-04	7.16E-08	0.08	4.71E-02	2.77E-10	1.0E+06	2.8E-04
449	2.18556	6.30E-05	1.4E-04	6.05E-04	8.33E-08	0.08	4.71E-02	3.23E-10	1.0E+06	3.2E-04
450	2.5935	6.30E-05	1.6E-04	6.05E-04	9.89E-08	0.08	4.71E-02	3.83E-10	1.0E+06	3.8E-04
451	3.16637	6.30E-05	2.0E-04	6.05E-04	1.21E-07	0.08	4.71E-02	4.68E-10	1.0E+06	4.7E-04
452	4.03457	6.30E-05	2.5E-04	6.05E-04	1.54E-07	0.08	4.71E-02	5.96E-10	1.0E+06	6.0E-04
453	0.97083	6.30E-05	6.1E-05	6.05E-04	3.70E-08	0.08	4.71E-02	1.43E-10	1.0E+06	1.4E-04

Ventura Ranch

P3 (on) - Architectural Coating

		Cancer Risk from 2 to 16 years								
Receptor #	Conc	g/sec	Cair	Dose Constant	Dose	ED	Risk Constant	Risk	Constant 2	Risk/ Million
454	1.07436	6.30E-05	6.8E-05	6.05E-04	4.10E-08	0.08	4.71E-02	1.59E-10	1.0E+06	1.6E-04
455	1.19689	6.30E-05	7.5E-05	6.05E-04	4.56E-08	0.08	4.71E-02	1.77E-10	1.0E+06	1.8E-04
456	1.34123	6.30E-05	8.4E-05	6.05E-04	5.11E-08	0.08	4.71E-02	1.98E-10	1.0E+06	2.0E-04
457	1.51548	6.30E-05	9.5E-05	6.05E-04	5.78E-08	0.08	4.71E-02	2.24E-10	1.0E+06	2.2E-04
458	1.73217	6.30E-05	1.1E-04	6.05E-04	6.60E-08	0.08	4.71E-02	2.56E-10	1.0E+06	2.6E-04
459	2.00888	6.30E-05	1.3E-04	6.05E-04	7.66E-08	0.08	4.71E-02	2.97E-10	1.0E+06	3.0E-04
460	2.37332	6.30E-05	1.5E-04	6.05E-04	9.05E-08	0.08	4.71E-02	3.51E-10	1.0E+06	3.5E-04
461	2.87738	6.30E-05	1.8E-04	6.05E-04	1.10E-07	0.08	4.71E-02	4.25E-10	1.0E+06	4.2E-04
462	3.62529	6.30E-05	2.3E-04	6.05E-04	1.38E-07	0.08	4.71E-02	5.35E-10	1.0E+06	5.4E-04
463	1.56699	6.30E-05	9.9E-05	6.05E-04	5.97E-08	0.08	4.71E-02	2.31E-10	1.0E+06	2.3E-04
464	1.80728	6.30E-05	1.1E-04	6.05E-04	6.89E-08	0.08	4.71E-02	2.67E-10	1.0E+06	2.7E-04
465	2.12022	6.30E-05	1.3E-04	6.05E-04	8.08E-08	0.08	4.71E-02	3.13E-10	1.0E+06	3.1E-04
466	2.54906	6.30E-05	1.6E-04	6.05E-04	9.72E-08	0.08	4.71E-02	3.76E-10	1.0E+06	3.8E-04
467	3.17482	6.30E-05	2.0E-04	6.05E-04	1.21E-07	0.08	4.71E-02	4.69E-10	1.0E+06	4.7E-04
468	0	6.30E-05	0.0E+00	6.05E-04	0.00E+00	0.08	4.71E-02	0.00E+00	1.0E+06	0.0E+00
469	0	6.30E-05	0.0E+00	6.05E-04	0.00E+00	0.08	4.71E-02	0.00E+00	1.0E+06	0.0E+00
470	0	6.30E-05	0.0E+00	6.05E-04	0.00E+00	0.08	4.71E-02	0.00E+00	1.0E+06	0.0E+00
471	0	6.30E-05	0.0E+00	6.05E-04	0.00E+00	0.08	4.71E-02	0.00E+00	1.0E+06	0.0E+00
472	0	6.30E-05	0.0E+00	6.05E-04	0.00E+00	0.08	4.71E-02	0.00E+00	1.0E+06	0.0E+00
473	0	6.30E-05	0.0E+00	6.05E-04	0.00E+00	0.08	4.71E-02	0.00E+00	1.0E+06	0.0E+00
474	0	6.30E-05	0.0E+00	6.05E-04	0.00E+00	0.08	4.71E-02	0.00E+00	1.0E+06	0.0E+00
475	0	6.30E-05	0.0E+00	6.05E-04	0.00E+00	0.08	4.71E-02	0.00E+00	1.0E+06	0.0E+00
476	0	6.30E-05	0.0E+00	6.05E-04	0.00E+00	0.08	4.71E-02	0.00E+00	1.0E+06	0.0E+00
477	0	6.30E-05	0.0E+00	6.05E-04	0.00E+00	0.08	4.71E-02	0.00E+00	1.0E+06	0.0E+00
478	0	6.30E-05	0.0E+00	6.05E-04	0.00E+00	0.08	4.71E-02	0.00E+00	1.0E+06	0.0E+00
479	0	6.30E-05	0.0E+00	6.05E-04	0.00E+00	0.08	4.71E-02	0.00E+00	1.0E+06	0.0E+00
480	0	6.30E-05	0.0E+00	6.05E-04	0.00E+00	0.08	4.71E-02	0.00E+00	1.0E+06	0.0E+00
481	0	6.30E-05	0.0E+00	6.05E-04	0.00E+00	0.08	4.71E-02	0.00E+00	1.0E+06	0.0E+00
482	0	6.30E-05	0.0E+00	6.05E-04	0.00E+00	0.08	4.71E-02	0.00E+00	1.0E+06	0.0E+00
483	0	6.30E-05	0.0E+00	6.05E-04	0.00E+00	0.08	4.71E-02	0.00E+00	1.0E+06	0.0E+00
484	0	6.30E-05	0.0E+00	6.05E-04	0.00E+00	0.08	4.71E-02	0.00E+00	1.0E+06	0.0E+00

Ventura Ranch

P3 (on) - Architectural Coating

		Cancer Risk from 2 to 16 years								
Receptor #	Conc	g/sec	Cair	Dose Constant	Dose	ED	Risk Constant	Risk	Constant 2	Risk/ Million
485	0	6.30E-05	0.0E+00	6.05E-04	0.00E+00	0.08	4.71E-02	0.00E+00	1.0E+06	0.0E+00
486	0	6.30E-05	0.0E+00	6.05E-04	0.00E+00	0.08	4.71E-02	0.00E+00	1.0E+06	0.0E+00
487	0	6.30E-05	0.0E+00	6.05E-04	0.00E+00	0.08	4.71E-02	0.00E+00	1.0E+06	0.0E+00
488	0	6.30E-05	0.0E+00	6.05E-04	0.00E+00	0.08	4.71E-02	0.00E+00	1.0E+06	0.0E+00
489	0	6.30E-05	0.0E+00	6.05E-04	0.00E+00	0.08	4.71E-02	0.00E+00	1.0E+06	0.0E+00
490	0	6.30E-05	0.0E+00	6.05E-04	0.00E+00	0.08	4.71E-02	0.00E+00	1.0E+06	0.0E+00
491	0	6.30E-05	0.0E+00	6.05E-04	0.00E+00	0.08	4.71E-02	0.00E+00	1.0E+06	0.0E+00
492	0	6.30E-05	0.0E+00	6.05E-04	0.00E+00	0.08	4.71E-02	0.00E+00	1.0E+06	0.0E+00
493	0	6.30E-05	0.0E+00	6.05E-04	0.00E+00	0.08	4.71E-02	0.00E+00	1.0E+06	0.0E+00
494	0	6.30E-05	0.0E+00	6.05E-04	0.00E+00	0.08	4.71E-02	0.00E+00	1.0E+06	0.0E+00
495	0	6.30E-05	0.0E+00	6.05E-04	0.00E+00	0.08	4.71E-02	0.00E+00	1.0E+06	0.0E+00
496	0	6.30E-05	0.0E+00	6.05E-04	0.00E+00	0.08	4.71E-02	0.00E+00	1.0E+06	0.0E+00
497	0	6.30E-05	0.0E+00	6.05E-04	0.00E+00	0.08	4.71E-02	0.00E+00	1.0E+06	0.0E+00
498	0	6.30E-05	0.0E+00	6.05E-04	0.00E+00	0.08	4.71E-02	0.00E+00	1.0E+06	0.0E+00
499	0	6.30E-05	0.0E+00	6.05E-04	0.00E+00	0.08	4.71E-02	0.00E+00	1.0E+06	0.0E+00
500	0	6.30E-05	0.0E+00	6.05E-04	0.00E+00	0.08	4.71E-02	0.00E+00	1.0E+06	0.0E+00
501	0	6.30E-05	0.0E+00	6.05E-04	0.00E+00	0.08	4.71E-02	0.00E+00	1.0E+06	0.0E+00
502	0	6.30E-05	0.0E+00	6.05E-04	0.00E+00	0.08	4.71E-02	0.00E+00	1.0E+06	0.0E+00
503	0	6.30E-05	0.0E+00	6.05E-04	0.00E+00	0.08	4.71E-02	0.00E+00	1.0E+06	0.0E+00
504	0	6.30E-05	0.0E+00	6.05E-04	0.00E+00	0.08	4.71E-02	0.00E+00	1.0E+06	0.0E+00
505	0	6.30E-05	0.0E+00	6.05E-04	0.00E+00	0.08	4.71E-02	0.00E+00	1.0E+06	0.0E+00
506	0	6.30E-05	0.0E+00	6.05E-04	0.00E+00	0.08	4.71E-02	0.00E+00	1.0E+06	0.0E+00
507	0	6.30E-05	0.0E+00	6.05E-04	0.00E+00	0.08	4.71E-02	0.00E+00	1.0E+06	0.0E+00
508	0	6.30E-05	0.0E+00	6.05E-04	0.00E+00	0.08	4.71E-02	0.00E+00	1.0E+06	0.0E+00
509	0	6.30E-05	0.0E+00	6.05E-04	0.00E+00	0.08	4.71E-02	0.00E+00	1.0E+06	0.0E+00
510	0	6.30E-05	0.0E+00	6.05E-04	0.00E+00	0.08	4.71E-02	0.00E+00	1.0E+06	0.0E+00
511	0	6.30E-05	0.0E+00	6.05E-04	0.00E+00	0.08	4.71E-02	0.00E+00	1.0E+06	0.0E+00
512	0	6.30E-05	0.0E+00	6.05E-04	0.00E+00	0.08	4.71E-02	0.00E+00	1.0E+06	0.0E+00
513	0	6.30E-05	0.0E+00	6.05E-04	0.00E+00	0.08	4.71E-02	0.00E+00	1.0E+06	0.0E+00
514	0	6.30E-05	0.0E+00	6.05E-04	0.00E+00	0.08	4.71E-02	0.00E+00	1.0E+06	0.0E+00
515	0	6.30E-05	0.0E+00	6.05E-04	0.00E+00	0.08	4.71E-02	0.00E+00	1.0E+06	0.0E+00

Ventura Ranch

P3 (on) - Architectural Coating

		Cancer Risk from 2 to 16 years								
Receptor #	Conc	g/sec	Cair	Dose Constant	Dose	ED	Risk Constant	Risk	Constant 2	Risk/ Million
516	0	6.30E-05	0.0E+00	6.05E-04	0.00E+00	0.08	4.71E-02	0.00E+00	1.0E+06	0.0E+00
517	0	6.30E-05	0.0E+00	6.05E-04	0.00E+00	0.08	4.71E-02	0.00E+00	1.0E+06	0.0E+00
518	0	6.30E-05	0.0E+00	6.05E-04	0.00E+00	0.08	4.71E-02	0.00E+00	1.0E+06	0.0E+00
519	0	6.30E-05	0.0E+00	6.05E-04	0.00E+00	0.08	4.71E-02	0.00E+00	1.0E+06	0.0E+00
520	0	6.30E-05	0.0E+00	6.05E-04	0.00E+00	0.08	4.71E-02	0.00E+00	1.0E+06	0.0E+00
521	0	6.30E-05	0.0E+00	6.05E-04	0.00E+00	0.08	4.71E-02	0.00E+00	1.0E+06	0.0E+00
522	0	6.30E-05	0.0E+00	6.05E-04	0.00E+00	0.08	4.71E-02	0.00E+00	1.0E+06	0.0E+00
523	0	6.30E-05	0.0E+00	6.05E-04	0.00E+00	0.08	4.71E-02	0.00E+00	1.0E+06	0.0E+00
524	0	6.30E-05	0.0E+00	6.05E-04	0.00E+00	0.08	4.71E-02	0.00E+00	1.0E+06	0.0E+00
525	0	6.30E-05	0.0E+00	6.05E-04	0.00E+00	0.08	4.71E-02	0.00E+00	1.0E+06	0.0E+00
526	0	6.30E-05	0.0E+00	6.05E-04	0.00E+00	0.08	4.71E-02	0.00E+00	1.0E+06	0.0E+00
527	0	6.30E-05	0.0E+00	6.05E-04	0.00E+00	0.08	4.71E-02	0.00E+00	1.0E+06	0.0E+00
528	0	6.30E-05	0.0E+00	6.05E-04	0.00E+00	0.08	4.71E-02	0.00E+00	1.0E+06	0.0E+00
529	0	6.30E-05	0.0E+00	6.05E-04	0.00E+00	0.08	4.71E-02	0.00E+00	1.0E+06	0.0E+00
530	0	6.30E-05	0.0E+00	6.05E-04	0.00E+00	0.08	4.71E-02	0.00E+00	1.0E+06	0.0E+00
531	0	6.30E-05	0.0E+00	6.05E-04	0.00E+00	0.08	4.71E-02	0.00E+00	1.0E+06	0.0E+00
532	0	6.30E-05	0.0E+00	6.05E-04	0.00E+00	0.08	4.71E-02	0.00E+00	1.0E+06	0.0E+00
533	0	6.30E-05	0.0E+00	6.05E-04	0.00E+00	0.08	4.71E-02	0.00E+00	1.0E+06	0.0E+00
534	0	6.30E-05	0.0E+00	6.05E-04	0.00E+00	0.08	4.71E-02	0.00E+00	1.0E+06	0.0E+00
535	0	6.30E-05	0.0E+00	6.05E-04	0.00E+00	0.08	4.71E-02	0.00E+00	1.0E+06	0.0E+00
536	0	6.30E-05	0.0E+00	6.05E-04	0.00E+00	0.08	4.71E-02	0.00E+00	1.0E+06	0.0E+00
537	0	6.30E-05	0.0E+00	6.05E-04	0.00E+00	0.08	4.71E-02	0.00E+00	1.0E+06	0.0E+00
538	0	6.30E-05	0.0E+00	6.05E-04	0.00E+00	0.08	4.71E-02	0.00E+00	1.0E+06	0.0E+00
539	0	6.30E-05	0.0E+00	6.05E-04	0.00E+00	0.08	4.71E-02	0.00E+00	1.0E+06	0.0E+00
540	0	6.30E-05	0.0E+00	6.05E-04	0.00E+00	0.08	4.71E-02	0.00E+00	1.0E+06	0.0E+00
541	0	6.30E-05	0.0E+00	6.05E-04	0.00E+00	0.08	4.71E-02	0.00E+00	1.0E+06	0.0E+00
542	0	6.30E-05	0.0E+00	6.05E-04	0.00E+00	0.08	4.71E-02	0.00E+00	1.0E+06	0.0E+00
543	0	6.30E-05	0.0E+00	6.05E-04	0.00E+00	0.08	4.71E-02	0.00E+00	1.0E+06	0.0E+00
544	0	6.30E-05	0.0E+00	6.05E-04	0.00E+00	0.08	4.71E-02	0.00E+00	1.0E+06	0.0E+00
545	0	6.30E-05	0.0E+00	6.05E-04	0.00E+00	0.08	4.71E-02	0.00E+00	1.0E+06	0.0E+00
546	0	6.30E-05	0.0E+00	6.05E-04	0.00E+00	0.08	4.71E-02	0.00E+00	1.0E+06	0.0E+00

Ventura Ranch

P3 (on) - Architectural Coating

					Cancer Risk from 2 to 16 years					
Receptor #	Conc	g/sec	Cair	Dose Constant	Dose	ED	Risk Constant	Risk	Constant 2	Risk/ Million
547	0	6.30E-05	0.0E+00	6.05E-04	0.00E+00	0.08	4.71E-02	0.00E+00	1.0E+06	0.0E+00
548	0	6.30E-05	0.0E+00	6.05E-04	0.00E+00	0.08	4.71E-02	0.00E+00	1.0E+06	0.0E+00
549	0	6.30E-05	0.0E+00	6.05E-04	0.00E+00	0.08	4.71E-02	0.00E+00	1.0E+06	0.0E+00
550	0	6.30E-05	0.0E+00	6.05E-04	0.00E+00	0.08	4.71E-02	0.00E+00	1.0E+06	0.0E+00
551	0	6.30E-05	0.0E+00	6.05E-04	0.00E+00	0.08	4.71E-02	0.00E+00	1.0E+06	0.0E+00
552	0	6.30E-05	0.0E+00	6.05E-04	0.00E+00	0.08	4.71E-02	0.00E+00	1.0E+06	0.0E+00
553	0	6.30E-05	0.0E+00	6.05E-04	0.00E+00	0.08	4.71E-02	0.00E+00	1.0E+06	0.0E+00
554	0	6.30E-05	0.0E+00	6.05E-04	0.00E+00	0.08	4.71E-02	0.00E+00	1.0E+06	0.0E+00
555	0	6.30E-05	0.0E+00	6.05E-04	0.00E+00	0.08	4.71E-02	0.00E+00	1.0E+06	0.0E+00
556	0	6.30E-05	0.0E+00	6.05E-04	0.00E+00	0.08	4.71E-02	0.00E+00	1.0E+06	0.0E+00
557	0	6.30E-05	0.0E+00	6.05E-04	0.00E+00	0.08	4.71E-02	0.00E+00	1.0E+06	0.0E+00
558	0	6.30E-05	0.0E+00	6.05E-04	0.00E+00	0.08	4.71E-02	0.00E+00	1.0E+06	0.0E+00
559	0	6.30E-05	0.0E+00	6.05E-04	0.00E+00	0.08	4.71E-02	0.00E+00	1.0E+06	0.0E+00
560	0	6.30E-05	0.0E+00	6.05E-04	0.00E+00	0.08	4.71E-02	0.00E+00	1.0E+06	0.0E+00
0	0	6.30E-05	0.0E+00	6.05E-04	0.00E+00	0.08	4.71E-02	0.00E+00	1.0E+06	0.0E+00

Ventura Ranch
P3 (on) - Architectural Coating

Max Cancer Risk Cancer Risk	
Receptor #	**Total Risk/ Million**
361	1.4E-04
362	1.5E-04
363	1.7E-04
364	1.9E-04
365	1.4E-04
366	1.5E-04
367	1.7E-04
368	2.0E-04
369	2.2E-04
370	2.6E-04
371	1.4E-04
372	1.6E-04
373	1.7E-04
374	2.0E-04
375	2.2E-04
376	1.4E-04
377	1.6E-04
378	1.8E-04
379	2.0E-04
380	2.3E-04
381	1.4E-04
382	1.6E-04
383	1.8E-04
384	2.0E-04
385	2.3E-04
386	1.5E-04
387	1.6E-04
388	1.8E-04
389	2.0E-04
390	2.3E-04
391	1.5E-04

Max	**Receptor #**	
0.001	432	Res

Chronic Non Cancer Risk	
REL	**HI Offroad**
5	1.17E-05
5	1.30E-05
5	1.46E-05
5	1.66E-05
5	1.18E-05
5	1.31E-05
5	1.47E-05
5	1.67E-05
5	1.91E-05
5	2.23E-05
5	1.20E-05
5	1.32E-05
5	1.48E-05
5	1.67E-05
5	1.92E-05
5	1.21E-05
5	1.34E-05
5	1.50E-05
5	1.69E-05
5	1.93E-05
5	1.23E-05
5	1.36E-05
5	1.52E-05
5	1.70E-05
5	1.94E-05
5	1.25E-05
5	1.38E-05
5	1.53E-05
5	1.72E-05
5	1.95E-05
5	1.26E-05

Max	**Receptor #**	
8.218E-05	432	Res

Ventura Ranch
P3 (on) - Architectural Coating

Max Cancer Risk Cancer Risk		*Chronic Non Cancer Risk*	
Receptor #	Total Risk/ Million	REL	HI Offroad
392	1.6E-04	5	1.39E-05
393	1.8E-04	5	1.54E-05
394	2.0E-04	5	1.73E-05
395	1.5E-04	5	1.26E-05
396	1.6E-04	5	1.39E-05
397	1.8E-04	5	1.54E-05
398	2.0E-04	5	1.73E-05
399	1.5E-04	5	1.26E-05
400	1.6E-04	5	1.39E-05
401	1.8E-04	5	1.54E-05
402	2.0E-04	5	1.72E-05
403	2.3E-04	5	1.93E-05
404	1.5E-04	5	1.25E-05
405	1.6E-04	5	1.37E-05
406	1.8E-04	5	1.52E-05
407	2.0E-04	5	1.69E-05
408	2.2E-04	5	1.90E-05
409	2.5E-04	5	2.16E-05
410	2.9E-04	5	2.47E-05
411	3.4E-04	5	2.88E-05
412	1.6E-04	5	1.35E-05
413	1.7E-04	5	1.49E-05
414	1.9E-04	5	1.66E-05
415	2.2E-04	5	1.86E-05
416	2.5E-04	5	2.10E-05
417	2.8E-04	5	2.40E-05
418	3.3E-04	5	2.78E-05
419	3.8E-04	5	3.28E-05
420	4.6E-04	5	3.97E-05
421	1.5E-04	5	1.31E-05
422	1.7E-04	5	1.45E-05

Ventura Ranch
P3 (on) - Architectural Coating

Max Cancer Risk Cancer Risk		*Chronic Non Cancer Risk*	
Receptor #	Total Risk/ Million	REL	HI Offroad
423	1.9E-04	5	1.61E-05
424	2.1E-04	5	1.80E-05
425	2.4E-04	5	2.03E-05
426	2.7E-04	5	2.31E-05
427	3.1E-04	5	2.66E-05
428	3.7E-04	5	3.12E-05
429	4.4E-04	5	3.75E-05
430	5.4E-04	5	4.65E-05
431	7.1E-04	5	6.02E-05
432	9.6E-04	5	8.22E-05
433	1.6E-04	5	1.39E-05
434	1.8E-04	5	1.54E-05
435	2.0E-04	5	1.72E-05
436	2.3E-04	5	1.93E-05
437	2.6E-04	5	2.20E-05
438	3.0E-04	5	2.52E-05
439	3.5E-04	5	2.95E-05
440	4.1E-04	5	3.52E-05
441	5.1E-04	5	4.32E-05
442	6.5E-04	5	5.57E-05
443	1.5E-04	5	1.31E-05
444	1.7E-04	5	1.46E-05
445	1.9E-04	5	1.62E-05
446	2.1E-04	5	1.82E-05
447	2.4E-04	5	2.06E-05
448	2.8E-04	5	2.37E-05
449	3.2E-04	5	2.75E-05
450	3.8E-04	5	3.27E-05
451	4.7E-04	5	3.99E-05
452	6.0E-04	5	5.08E-05
453	1.4E-04	5	1.22E-05

Ventura Ranch
P3 (on) - Architectural Coating

Max Cancer Risk Cancer Risk		*Chronic Non Cancer Risk*	
Receptor #	Total Risk/ Million	REL	HI Offroad
454	1.6E-04	5	1.35E-05
455	1.8E-04	5	1.51E-05
456	2.0E-04	5	1.69E-05
457	2.2E-04	5	1.91E-05
458	2.6E-04	5	2.18E-05
459	3.0E-04	5	2.53E-05
460	3.5E-04	5	2.99E-05
461	4.2E-04	5	3.63E-05
462	5.4E-04	5	4.57E-05
463	2.3E-04	5	1.97E-05
464	2.7E-04	5	2.28E-05
465	3.1E-04	5	2.67E-05
466	3.8E-04	5	3.21E-05
467	4.7E-04	5	4.00E-05
468	0.0E+00	5	0.00E+00
469	0.0E+00	5	0.00E+00
470	0.0E+00	5	0.00E+00
471	0.0E+00	5	0.00E+00
472	0.0E+00	5	0.00E+00
473	0.0E+00	5	0.00E+00
474	0.0E+00	5	0.00E+00
475	0.0E+00	5	0.00E+00
476	0.0E+00	5	0.00E+00
477	0.0E+00	5	0.00E+00
478	0.0E+00	5	0.00E+00
479	0.0E+00	5	0.00E+00
480	0.0E+00	5	0.00E+00
481	0.0E+00	5	0.00E+00
482	0.0E+00	5	0.00E+00
483	0.0E+00	5	0.00E+00
484	0.0E+00	5	0.00E+00

Ventura Ranch
P3 (on) - Architectural Coating

Max Cancer Risk Cancer Risk		*Chronic Non Cancer Risk*	
Receptor #	Total Risk/ Million	REL	HI Offroad
485	0.0E+00	5	0.00E+00
486	0.0E+00	5	0.00E+00
487	0.0E+00	5	0.00E+00
488	0.0E+00	5	0.00E+00
489	0.0E+00	5	0.00E+00
490	0.0E+00	5	0.00E+00
491	0.0E+00	5	0.00E+00
492	0.0E+00	5	0.00E+00
493	0.0E+00	5	0.00E+00
494	0.0E+00	5	0.00E+00
495	0.0E+00	5	0.00E+00
496	0.0E+00	5	0.00E+00
497	0.0E+00	5	0.00E+00
498	0.0E+00	5	0.00E+00
499	0.0E+00	5	0.00E+00
500	0.0E+00	5	0.00E+00
501	0.0E+00	5	0.00E+00
502	0.0E+00	5	0.00E+00
503	0.0E+00	5	0.00E+00
504	0.0E+00	5	0.00E+00
505	0.0E+00	5	0.00E+00
506	0.0E+00	5	0.00E+00
507	0.0E+00	5	0.00E+00
508	0.0E+00	5	0.00E+00
509	0.0E+00	5	0.00E+00
510	0.0E+00	5	0.00E+00
511	0.0E+00	5	0.00E+00
512	0.0E+00	5	0.00E+00
513	0.0E+00	5	0.00E+00
514	0.0E+00	5	0.00E+00
515	0.0E+00	5	0.00E+00

Ventura Ranch
P3 (on) - Architectural Coating

Max Cancer Risk Cancer Risk		*Chronic Non Cancer Risk*	
Receptor #	Total Risk/ Million	REL	HI Offroad
516	0.0E+00	5	0.00E+00
517	0.0E+00	5	0.00E+00
518	0.0E+00	5	0.00E+00
519	0.0E+00	5	0.00E+00
520	0.0E+00	5	0.00E+00
521	0.0E+00	5	0.00E+00
522	0.0E+00	5	0.00E+00
523	0.0E+00	5	0.00E+00
524	0.0E+00	5	0.00E+00
525	0.0E+00	5	0.00E+00
526	0.0E+00	5	0.00E+00
527	0.0E+00	5	0.00E+00
528	0.0E+00	5	0.00E+00
529	0.0E+00	5	0.00E+00
530	0.0E+00	5	0.00E+00
531	0.0E+00	5	0.00E+00
532	0.0E+00	5	0.00E+00
533	0.0E+00	5	0.00E+00
534	0.0E+00	5	0.00E+00
535	0.0E+00	5	0.00E+00
536	0.0E+00	5	0.00E+00
537	0.0E+00	5	0.00E+00
538	0.0E+00	5	0.00E+00
539	0.0E+00	5	0.00E+00
540	0.0E+00	5	0.00E+00
541	0.0E+00	5	0.00E+00
542	0.0E+00	5	0.00E+00
543	0.0E+00	5	0.00E+00
544	0.0E+00	5	0.00E+00
545	0.0E+00	5	0.00E+00
546	0.0E+00	5	0.00E+00

Ventura Ranch
P3 (on) - Architectural Coating

Max Cancer Risk Cancer Risk		*Chronic Non Cancer Risk*	
Receptor #	**Total Risk/ Million**	**REL**	**HI Offroad**
547	0.0E+00	5	0.00E+00
548	0.0E+00	5	0.00E+00
549	0.0E+00	5	0.00E+00
550	0.0E+00	5	0.00E+00
551	0.0E+00	5	0.00E+00
552	0.0E+00	5	0.00E+00
553	0.0E+00	5	0.00E+00
554	0.0E+00	5	0.00E+00
555	0.0E+00	5	0.00E+00
556	0.0E+00	5	0.00E+00
557	0.0E+00	5	0.00E+00
558	0.0E+00	5	0.00E+00
559	0.0E+00	5	0.00E+00
560	0.0E+00	5	0.00E+00
0	0.0E+00	5	0.00E+00

Appendix D

AERMOD Output

```
**
**************************************
**
** AERMOD Input Produced by:
** AERMOD View Ver. 13.0.0
** Lakes Environmental Software Inc.
** Date: 8/13/2025
** File: C:\Lakes\AERMOD View\AERMOD Projects\Ventura Ranch - Const\Ventura Ranch -
Const\Ventura Ranch - Const.ADI
**
**************************************
**
**
**************************************
** AERMOD Control Pathway
**************************************
**
**
CO STARTING
   TITLEONE C:\Lakes\Project Files\Ventura Ranch - Const\Ventura Ranch - Const.i
   MODELOPT DFAULT CONC
   AVERTIME PERIOD
   URBANOPT 829590 2023_Census_for_Ventura_County
   POLLUTID PM_10
   RUNORNOT RUN
   ERRORFIL "Ventura Ranch - Const.err"
CO FINISHED
**
**************************************
** AERMOD Source Pathway
**************************************
**
**
SO STARTING
** Source Location **
** Source ID - Type - X Coord. - Y Coord. **
   LOCATION P1A          AREAPOLY   289191.641  3801548.495       61.940
** DESCRSRC Phase I - Demolition
** ------------------------------------------------------------------
** Line Source Represented by Separated Volume Sources (2W)
** LINE VOLUME Source ID = HAUL
** DESCRSRC Haul Route
** PREFIX
** Length of Side = 10.00
** Configuration = Separated 2W
** Emission Rate = 1.0
** Vertical Dimension = 7.32
** SZINIT = 3.40
** Nodes = 12
** 289187.674, 3801583.289, 61.95, 0.00, 9.30
```

```
** 289172.314, 3801584.491, 61.61, 0.00, 9.30
** 289153.059, 3801649.515, 59.84, 0.00, 9.30
** 289127.776, 3801686.847, 58.63, 0.00, 9.30
** 289063.501, 3801755.477, 57.77, 0.00, 9.30
** 289029.446, 3801795.197, 58.02, 0.00, 9.30
** 289010.832, 3801833.122, 58.42, 0.00, 9.30
** 288991.100, 3801899.365, 58.63, 0.00, 9.30
** 288967.320, 3802022.791, 58.90, 0.00, 9.30
** 288966.271, 3802041.457, 58.94, 0.00, 9.30
** 288969.571, 3802079.377, 59.13, 0.00, 9.30
** 288975.751, 3802134.621, 59.09, 0.00, 9.30
** ----------------------------------------------------------------
   LOCATION L0000001     VOLUME   289182.690 3801583.679 61.86
   LOCATION L0000002     VOLUME   289169.590 3801593.689 61.42
   LOCATION L0000003     VOLUME   289163.912 3801612.866 60.94
   LOCATION L0000004     VOLUME   289158.233 3801632.043 60.32
   LOCATION L0000005     VOLUME   289152.062 3801650.987 59.65
   LOCATION L0000006     VOLUME   289140.847 3801667.547 59.05
   LOCATION L0000007     VOLUME   289129.632 3801684.107 58.68
   LOCATION L0000008     VOLUME   289116.367 3801699.029 58.40
   LOCATION L0000009     VOLUME   289102.696 3801713.627 58.13
   LOCATION L0000010     VOLUME   289089.024 3801728.224 57.89
   LOCATION L0000011     VOLUME   289075.353 3801742.822 57.76
   LOCATION L0000012     VOLUME   289061.768 3801757.497 57.69
   LOCATION L0000013     VOLUME   289048.751 3801772.681 57.75
   LOCATION L0000014     VOLUME   289035.733 3801787.864 57.93
   LOCATION L0000015     VOLUME   289024.890 3801804.480 58.13
   LOCATION L0000016     VOLUME   289016.077 3801822.434 58.33
   LOCATION L0000017     VOLUME   289008.521 3801840.880 58.45
   LOCATION L0000018     VOLUME   289002.812 3801860.047 58.62
   LOCATION L0000019     VOLUME   288997.102 3801879.215 58.81
   LOCATION L0000020     VOLUME   288991.393 3801898.383 58.44
   LOCATION L0000021     VOLUME   288987.510 3801917.998 58.78
   LOCATION L0000022     VOLUME   288983.726 3801937.636 58.90
   LOCATION L0000023     VOLUME   288979.943 3801957.275 58.77
   LOCATION L0000024     VOLUME   288976.159 3801976.914 58.63
   LOCATION L0000025     VOLUME   288972.375 3801996.553 58.72
   LOCATION L0000026     VOLUME   288968.591 3802016.192 58.89
   LOCATION L0000027     VOLUME   288966.575 3802036.049 58.94
   LOCATION L0000028     VOLUME   288967.535 3802055.986 59.02
   LOCATION L0000029     VOLUME   288969.269 3802075.911 59.17
   LOCATION L0000030     VOLUME   288971.407 3802095.795 59.20
   LOCATION L0000031     VOLUME   288973.631 3802115.671 59.16
** End of LINE VOLUME Source ID = HAUL
   LOCATION P1B          AREAPOLY   289204.853  3801695.500       62.690
** DESCRSRC Phase I - Site Prep, Grading, & Paving
   LOCATION P1C          AREAPOLY   289332.577  3801715.893       67.200
** DESCRSRC Phase I - Building Construction and Arch Coating
   LOCATION P3B          AREAPOLY   289392.683  3801733.066       69.400
** DESCRSRC Phase 3 - BC & AC
```

```
   LOCATION P2A          AREAPOLY   289344.384  3801728.236       68.220
** DESCRSRC Phase 2 - Site Prep, Grading, Paving
   LOCATION P2B          AREAPOLY   289351.811  3801721.633       67.770
** DESCRSRC Phase 2 - BC & AC
   LOCATION P3A          AREAPOLY   289375.285  3801734.390       69.140
** DESCRSRC Phase 3 - Site Prep, Grading, & Paving
** Source Parameters **
   SRCPARAM P1A          0.0003903764     3.660         4
   AREAVERT P1A          289191.641 3801548.495 289166.403 3801474.554
   AREAVERT P1A          289291.795 3801505.415 289221.754 3801554.210
** LINE VOLUME Source ID = HAUL
   SRCPARAM L0000001     0.0322580645      0.00      9.30      3.40
   SRCPARAM L0000002     0.0322580645      0.00      9.30      3.40
   SRCPARAM L0000003     0.0322580645      0.00      9.30      3.40
   SRCPARAM L0000004     0.0322580645      0.00      9.30      3.40
   SRCPARAM L0000005     0.0322580645      0.00      9.30      3.40
   SRCPARAM L0000006     0.0322580645      0.00      9.30      3.40
   SRCPARAM L0000007     0.0322580645      0.00      9.30      3.40
   SRCPARAM L0000008     0.0322580645      0.00      9.30      3.40
   SRCPARAM L0000009     0.0322580645      0.00      9.30      3.40
   SRCPARAM L0000010     0.0322580645      0.00      9.30      3.40
   SRCPARAM L0000011     0.0322580645      0.00      9.30      3.40
   SRCPARAM L0000012     0.0322580645      0.00      9.30      3.40
   SRCPARAM L0000013     0.0322580645      0.00      9.30      3.40
   SRCPARAM L0000014     0.0322580645      0.00      9.30      3.40
   SRCPARAM L0000015     0.0322580645      0.00      9.30      3.40
   SRCPARAM L0000016     0.0322580645      0.00      9.30      3.40
   SRCPARAM L0000017     0.0322580645      0.00      9.30      3.40
   SRCPARAM L0000018     0.0322580645      0.00      9.30      3.40
   SRCPARAM L0000019     0.0322580645      0.00      9.30      3.40
   SRCPARAM L0000020     0.0322580645      0.00      9.30      3.40
   SRCPARAM L0000021     0.0322580645      0.00      9.30      3.40
   SRCPARAM L0000022     0.0322580645      0.00      9.30      3.40
   SRCPARAM L0000023     0.0322580645      0.00      9.30      3.40
   SRCPARAM L0000024     0.0322580645      0.00      9.30      3.40
   SRCPARAM L0000025     0.0322580645      0.00      9.30      3.40
   SRCPARAM L0000026     0.0322580645      0.00      9.30      3.40
   SRCPARAM L0000027     0.0322580645      0.00      9.30      3.40
   SRCPARAM L0000028     0.0322580645      0.00      9.30      3.40
   SRCPARAM L0000029     0.0322580645      0.00      9.30      3.40
   SRCPARAM L0000030     0.0322580645      0.00      9.30      3.40
   SRCPARAM L0000031     0.0322580645      0.00      9.30      3.40
** ------------------------------------------------------------------
   SRCPARAM P1B          0.0000420597     3.660        36
   AREAVERT P1B          289204.853 3801695.500 289204.853 3801678.864
   AREAVERT P1B          289204.316 3801671.351 289201.096 3801662.764
   AREAVERT P1B          289195.193 3801652.568 289187.680 3801642.908
   AREAVERT P1B          289180.166 3801632.175 289181.240 3801611.245
   AREAVERT P1B          289182.313 3801586.022 289180.166 3801571.532
   AREAVERT P1B          289177.483 3801549.529 289173.190 3801522.160
```

```
AREAVERT P1B          289171.580 3801504.987 289169.433 3801488.350
AREAVERT P1B          289165.677 3801474.934 289180.166 3801477.080
AREAVERT P1B          289218.806 3801487.277 289242.955 3801493.180
AREAVERT P1B          289261.202 3801497.473 289251.542 3801534.503
AREAVERT P1B          289242.955 3801564.019 289241.346 3801577.435
AREAVERT P1B          289237.589 3801594.609 289235.442 3801598.902
AREAVERT P1B          289244.565 3801608.562 289253.689 3801608.562
AREAVERT P1B          289272.472 3801613.392 289284.815 3801616.612
AREAVERT P1B          289302.525 3801623.051 289312.721 3801627.345
AREAVERT P1B          289323.454 3801633.785 289332.577 3801637.541
AREAVERT P1B          289343.847 3801643.444 289352.970 3801646.664
AREAVERT P1B          289364.240 3801650.958 289343.847 3801728.773
SRCPARAM P1C          0.0000699532     3.660        18
AREAVERT P1C          289332.577 3801715.893 289275.155 3801700.867
AREAVERT P1C          289237.052 3801693.354 289220.953 3801684.767
AREAVERT P1C          289211.829 3801666.521 289200.560 3801646.664
AREAVERT P1C          289197.340 3801627.345 289192.510 3801590.852
AREAVERT P1C          289190.363 3801554.359 289186.606 3801523.770
AREAVERT P1C          289182.850 3801501.230 289182.850 3801493.717
AREAVERT P1C          289244.029 3801509.280 289223.099 3801598.902
AREAVERT P1C          289227.392 3801612.318 289238.662 3801618.758
AREAVERT P1C          289263.885 3801626.808 289347.067 3801656.861
SRCPARAM P3B          0.0000351793     3.660        11
AREAVERT P3B          289392.683 3801733.066 289513.968 3801758.826
AREAVERT P3B          289548.851 3801698.720 289590.173 3801626.808
AREAVERT P3B          289604.126 3801598.365 289405.563 3801551.139
AREAVERT P3B          289400.733 3801579.045 289410.393 3801611.782
AREAVERT P3B          289412.539 3801643.981 289409.320 3801665.447
AREAVERT P3B          289401.270 3801686.914
SRCPARAM P2A          0.0000524802     3.660        21
AREAVERT P2A          289344.384 3801728.236 289375.510 3801735.213
AREAVERT P2A          289382.487 3801709.990 289387.853 3801689.597
AREAVERT P2A          289385.170 3801662.764 289392.683 3801656.861
AREAVERT P2A          289390.000 3801596.219 289378.730 3801578.509
AREAVERT P2A          289389.463 3801531.283 289260.129 3801498.547
AREAVERT P2A          289243.492 3801567.239 289237.589 3801590.315
AREAVERT P2A          289235.979 3801599.975 289243.492 3801608.562
AREAVERT P2A          289260.665 3801610.708 289287.498 3801618.221
AREAVERT P2A          289304.671 3801623.051 289317.551 3801630.028
AREAVERT P2A          289330.967 3801638.078 289345.457 3801644.518
AREAVERT P2A          289363.704 3801649.884
SRCPARAM P2B          0.0000888867     3.660        24
AREAVERT P2B          289351.811 3801721.633 289359.466 3801693.567
AREAVERT P2B          289367.630 3801668.563 289368.651 3801655.805
AREAVERT P2B          289367.120 3801643.559 289348.750 3801632.843
AREAVERT P2B          289305.375 3801610.390 289272.717 3801601.715
AREAVERT P2B          289250.264 3801592.020 289254.857 3801561.913
AREAVERT P2B          289266.083 3801527.213 289269.145 3801517.518
AREAVERT P2B          289354.873 3801537.929 289371.713 3801542.522
AREAVERT P2B          289364.569 3801565.485 289363.548 3801588.448
```

```
   AREAVERT P2B          289370.692 3801608.349 289377.836 3801633.353
   AREAVERT P2B          289381.918 3801651.213 289381.408 3801658.357
   AREAVERT P2B          289379.367 3801680.810 289377.836 3801695.608
   AREAVERT P2B          289373.244 3801719.081 289370.182 3801726.225
   SRCPARAM P3A          0.0000254903     3.660        12
   AREAVERT P3A          289375.285 3801734.390 289386.001 3801694.587
   AREAVERT P3A          289387.532 3801687.954 289384.980 3801664.991
   AREAVERT P3A          289392.634 3801656.826 289390.083 3801596.612
   AREAVERT P3A          289378.857 3801578.242 289389.062 3801531.295
   AREAVERT P3A          289631.449 3801595.081 289525.819 3801767.558
   AREAVERT P3A          289492.140 3801758.373 289480.914 3801762.455
   URBANSRC ALL

** Variable Emissions Type: "By Hour / Day (HRDOW)"
** Variable Emission Scenario: "Scenario 1"
** WeekDays:
   EMISFACT P1A          HRDOW 0.0 0.0 0.0 0.0 0.0 1.0
   EMISFACT P1A          HRDOW 1.0 1.0 1.0 1.0 1.0 1.0
   EMISFACT P1A          HRDOW 1.0 1.0 1.0 0.0 0.0 0.0
   EMISFACT P1A          HRDOW 0.0 0.0 0.0 0.0 0.0 0.0
** Saturday:
   EMISFACT P1A          HRDOW 0.0 0.0 0.0 0.0 0.0 0.0
   EMISFACT P1A          HRDOW 0.0 0.0 0.0 0.0 0.0 0.0
   EMISFACT P1A          HRDOW 0.0 0.0 0.0 0.0 0.0 0.0
   EMISFACT P1A          HRDOW 0.0 0.0 0.0 0.0 0.0 0.0
** Sunday:
   EMISFACT P1A          HRDOW 0.0 0.0 0.0 0.0 0.0 0.0
   EMISFACT P1A          HRDOW 0.0 0.0 0.0 0.0 0.0 0.0
   EMISFACT P1A          HRDOW 0.0 0.0 0.0 0.0 0.0 0.0
   EMISFACT P1A          HRDOW 0.0 0.0 0.0 0.0 0.0 0.0
** WeekDays:
   EMISFACT L0000001     HRDOW 0.0 0.0 0.0 0.0 0.0 1.0
   EMISFACT L0000001     HRDOW 1.0 1.0 1.0 1.0 1.0 1.0
   EMISFACT L0000001     HRDOW 1.0 1.0 1.0 0.0 0.0 0.0
   EMISFACT L0000001     HRDOW 0.0 0.0 0.0 0.0 0.0 0.0
   EMISFACT L0000002     HRDOW 0.0 0.0 0.0 0.0 0.0 1.0
   EMISFACT L0000002     HRDOW 1.0 1.0 1.0 1.0 1.0 1.0
   EMISFACT L0000002     HRDOW 1.0 1.0 1.0 0.0 0.0 0.0
   EMISFACT L0000002     HRDOW 0.0 0.0 0.0 0.0 0.0 0.0
   EMISFACT L0000003     HRDOW 0.0 0.0 0.0 0.0 0.0 1.0
   EMISFACT L0000003     HRDOW 1.0 1.0 1.0 1.0 1.0 1.0
   EMISFACT L0000003     HRDOW 1.0 1.0 1.0 0.0 0.0 0.0
   EMISFACT L0000003     HRDOW 0.0 0.0 0.0 0.0 0.0 0.0
   EMISFACT L0000004     HRDOW 0.0 0.0 0.0 0.0 0.0 1.0
   EMISFACT L0000004     HRDOW 1.0 1.0 1.0 1.0 1.0 1.0
   EMISFACT L0000004     HRDOW 1.0 1.0 1.0 0.0 0.0 0.0
   EMISFACT L0000004     HRDOW 0.0 0.0 0.0 0.0 0.0 0.0
   EMISFACT L0000005     HRDOW 0.0 0.0 0.0 0.0 0.0 1.0
   EMISFACT L0000005     HRDOW 1.0 1.0 1.0 1.0 1.0 1.0
   EMISFACT L0000005     HRDOW 1.0 1.0 1.0 0.0 0.0 0.0
```

```
EMISFACT L0000005     HRDOW 0.0 0.0 0.0 0.0 0.0 0.0
EMISFACT L0000006     HRDOW 0.0 0.0 0.0 0.0 0.0 1.0
EMISFACT L0000006     HRDOW 1.0 1.0 1.0 1.0 1.0 1.0
EMISFACT L0000006     HRDOW 1.0 1.0 1.0 0.0 0.0 0.0
EMISFACT L0000006     HRDOW 0.0 0.0 0.0 0.0 0.0 0.0
EMISFACT L0000007     HRDOW 0.0 0.0 0.0 0.0 0.0 1.0
EMISFACT L0000007     HRDOW 1.0 1.0 1.0 1.0 1.0 1.0
EMISFACT L0000007     HRDOW 1.0 1.0 1.0 0.0 0.0 0.0
EMISFACT L0000007     HRDOW 0.0 0.0 0.0 0.0 0.0 0.0
EMISFACT L0000008     HRDOW 0.0 0.0 0.0 0.0 0.0 1.0
EMISFACT L0000008     HRDOW 1.0 1.0 1.0 1.0 1.0 1.0
EMISFACT L0000008     HRDOW 1.0 1.0 1.0 0.0 0.0 0.0
EMISFACT L0000008     HRDOW 0.0 0.0 0.0 0.0 0.0 0.0
EMISFACT L0000009     HRDOW 0.0 0.0 0.0 0.0 0.0 1.0
EMISFACT L0000009     HRDOW 1.0 1.0 1.0 1.0 1.0 1.0
EMISFACT L0000009     HRDOW 1.0 1.0 1.0 0.0 0.0 0.0
EMISFACT L0000009     HRDOW 0.0 0.0 0.0 0.0 0.0 0.0
EMISFACT L0000010     HRDOW 0.0 0.0 0.0 0.0 0.0 1.0
EMISFACT L0000010     HRDOW 1.0 1.0 1.0 1.0 1.0 1.0
EMISFACT L0000010     HRDOW 1.0 1.0 1.0 0.0 0.0 0.0
EMISFACT L0000010     HRDOW 0.0 0.0 0.0 0.0 0.0 0.0
EMISFACT L0000011     HRDOW 0.0 0.0 0.0 0.0 0.0 1.0
EMISFACT L0000011     HRDOW 1.0 1.0 1.0 1.0 1.0 1.0
EMISFACT L0000011     HRDOW 1.0 1.0 1.0 0.0 0.0 0.0
EMISFACT L0000011     HRDOW 0.0 0.0 0.0 0.0 0.0 0.0
EMISFACT L0000012     HRDOW 0.0 0.0 0.0 0.0 0.0 1.0
EMISFACT L0000012     HRDOW 1.0 1.0 1.0 1.0 1.0 1.0
EMISFACT L0000012     HRDOW 1.0 1.0 1.0 0.0 0.0 0.0
EMISFACT L0000012     HRDOW 0.0 0.0 0.0 0.0 0.0 0.0
EMISFACT L0000013     HRDOW 0.0 0.0 0.0 0.0 0.0 1.0
EMISFACT L0000013     HRDOW 1.0 1.0 1.0 1.0 1.0 1.0
EMISFACT L0000013     HRDOW 1.0 1.0 1.0 0.0 0.0 0.0
EMISFACT L0000013     HRDOW 0.0 0.0 0.0 0.0 0.0 0.0
EMISFACT L0000014     HRDOW 0.0 0.0 0.0 0.0 0.0 1.0
EMISFACT L0000014     HRDOW 1.0 1.0 1.0 1.0 1.0 1.0
EMISFACT L0000014     HRDOW 1.0 1.0 1.0 0.0 0.0 0.0
EMISFACT L0000014     HRDOW 0.0 0.0 0.0 0.0 0.0 0.0
EMISFACT L0000015     HRDOW 0.0 0.0 0.0 0.0 0.0 1.0
EMISFACT L0000015     HRDOW 1.0 1.0 1.0 1.0 1.0 1.0
EMISFACT L0000015     HRDOW 1.0 1.0 1.0 0.0 0.0 0.0
EMISFACT L0000015     HRDOW 0.0 0.0 0.0 0.0 0.0 0.0
EMISFACT L0000016     HRDOW 0.0 0.0 0.0 0.0 0.0 1.0
EMISFACT L0000016     HRDOW 1.0 1.0 1.0 1.0 1.0 1.0
EMISFACT L0000016     HRDOW 1.0 1.0 1.0 0.0 0.0 0.0
EMISFACT L0000016     HRDOW 0.0 0.0 0.0 0.0 0.0 0.0
EMISFACT L0000017     HRDOW 0.0 0.0 0.0 0.0 0.0 1.0
EMISFACT L0000017     HRDOW 1.0 1.0 1.0 1.0 1.0 1.0
EMISFACT L0000017     HRDOW 1.0 1.0 1.0 0.0 0.0 0.0
EMISFACT L0000017     HRDOW 0.0 0.0 0.0 0.0 0.0 0.0
EMISFACT L0000018     HRDOW 0.0 0.0 0.0 0.0 0.0 1.0
```

```
EMISFACT L0000018     HRDOW 1.0 1.0 1.0 1.0 1.0 1.0
EMISFACT L0000018     HRDOW 1.0 1.0 1.0 0.0 0.0 0.0
EMISFACT L0000018     HRDOW 0.0 0.0 0.0 0.0 0.0 0.0
EMISFACT L0000019     HRDOW 0.0 0.0 0.0 0.0 0.0 1.0
EMISFACT L0000019     HRDOW 1.0 1.0 1.0 1.0 1.0 1.0
EMISFACT L0000019     HRDOW 1.0 1.0 1.0 0.0 0.0 0.0
EMISFACT L0000019     HRDOW 0.0 0.0 0.0 0.0 0.0 0.0
EMISFACT L0000020     HRDOW 0.0 0.0 0.0 0.0 0.0 1.0
EMISFACT L0000020     HRDOW 1.0 1.0 1.0 1.0 1.0 1.0
EMISFACT L0000020     HRDOW 1.0 1.0 1.0 0.0 0.0 0.0
EMISFACT L0000020     HRDOW 0.0 0.0 0.0 0.0 0.0 0.0
EMISFACT L0000021     HRDOW 0.0 0.0 0.0 0.0 0.0 1.0
EMISFACT L0000021     HRDOW 1.0 1.0 1.0 1.0 1.0 1.0
EMISFACT L0000021     HRDOW 1.0 1.0 1.0 0.0 0.0 0.0
EMISFACT L0000021     HRDOW 0.0 0.0 0.0 0.0 0.0 0.0
EMISFACT L0000022     HRDOW 0.0 0.0 0.0 0.0 0.0 1.0
EMISFACT L0000022     HRDOW 1.0 1.0 1.0 1.0 1.0 1.0
EMISFACT L0000022     HRDOW 1.0 1.0 1.0 0.0 0.0 0.0
EMISFACT L0000022     HRDOW 0.0 0.0 0.0 0.0 0.0 0.0
EMISFACT L0000023     HRDOW 0.0 0.0 0.0 0.0 0.0 1.0
EMISFACT L0000023     HRDOW 1.0 1.0 1.0 1.0 1.0 1.0
EMISFACT L0000023     HRDOW 1.0 1.0 1.0 0.0 0.0 0.0
EMISFACT L0000023     HRDOW 0.0 0.0 0.0 0.0 0.0 0.0
EMISFACT L0000024     HRDOW 0.0 0.0 0.0 0.0 0.0 1.0
EMISFACT L0000024     HRDOW 1.0 1.0 1.0 1.0 1.0 1.0
EMISFACT L0000024     HRDOW 1.0 1.0 1.0 0.0 0.0 0.0
EMISFACT L0000024     HRDOW 0.0 0.0 0.0 0.0 0.0 0.0
EMISFACT L0000025     HRDOW 0.0 0.0 0.0 0.0 0.0 1.0
EMISFACT L0000025     HRDOW 1.0 1.0 1.0 1.0 1.0 1.0
EMISFACT L0000025     HRDOW 1.0 1.0 1.0 0.0 0.0 0.0
EMISFACT L0000025     HRDOW 0.0 0.0 0.0 0.0 0.0 0.0
EMISFACT L0000026     HRDOW 0.0 0.0 0.0 0.0 0.0 1.0
EMISFACT L0000026     HRDOW 1.0 1.0 1.0 1.0 1.0 1.0
EMISFACT L0000026     HRDOW 1.0 1.0 1.0 0.0 0.0 0.0
EMISFACT L0000026     HRDOW 0.0 0.0 0.0 0.0 0.0 0.0
EMISFACT L0000027     HRDOW 0.0 0.0 0.0 0.0 0.0 1.0
EMISFACT L0000027     HRDOW 1.0 1.0 1.0 1.0 1.0 1.0
EMISFACT L0000027     HRDOW 1.0 1.0 1.0 0.0 0.0 0.0
EMISFACT L0000027     HRDOW 0.0 0.0 0.0 0.0 0.0 0.0
EMISFACT L0000028     HRDOW 0.0 0.0 0.0 0.0 0.0 1.0
EMISFACT L0000028     HRDOW 1.0 1.0 1.0 1.0 1.0 1.0
EMISFACT L0000028     HRDOW 1.0 1.0 1.0 0.0 0.0 0.0
EMISFACT L0000028     HRDOW 0.0 0.0 0.0 0.0 0.0 0.0
EMISFACT L0000029     HRDOW 0.0 0.0 0.0 0.0 0.0 1.0
EMISFACT L0000029     HRDOW 1.0 1.0 1.0 1.0 1.0 1.0
EMISFACT L0000029     HRDOW 1.0 1.0 1.0 0.0 0.0 0.0
EMISFACT L0000029     HRDOW 0.0 0.0 0.0 0.0 0.0 0.0
EMISFACT L0000030     HRDOW 0.0 0.0 0.0 0.0 0.0 1.0
EMISFACT L0000030     HRDOW 1.0 1.0 1.0 1.0 1.0 1.0
EMISFACT L0000030     HRDOW 1.0 1.0 1.0 0.0 0.0 0.0
```

```
   EMISFACT L0000030     HRDOW 0.0 0.0 0.0 0.0 0.0 0.0
   EMISFACT L0000031     HRDOW 0.0 0.0 0.0 0.0 0.0 1.0
   EMISFACT L0000031     HRDOW 1.0 1.0 1.0 1.0 1.0 1.0
   EMISFACT L0000031     HRDOW 1.0 1.0 1.0 0.0 0.0 0.0
   EMISFACT L0000031     HRDOW 0.0 0.0 0.0 0.0 0.0 0.0
** Saturday:
   EMISFACT L0000001     HRDOW 0.0 0.0 0.0 0.0 0.0 0.0
   EMISFACT L0000001     HRDOW 0.0 0.0 0.0 0.0 0.0 0.0
   EMISFACT L0000001     HRDOW 0.0 0.0 0.0 0.0 0.0 0.0
   EMISFACT L0000001     HRDOW 0.0 0.0 0.0 0.0 0.0 0.0
   EMISFACT L0000002     HRDOW 0.0 0.0 0.0 0.0 0.0 0.0
   EMISFACT L0000002     HRDOW 0.0 0.0 0.0 0.0 0.0 0.0
   EMISFACT L0000002     HRDOW 0.0 0.0 0.0 0.0 0.0 0.0
   EMISFACT L0000002     HRDOW 0.0 0.0 0.0 0.0 0.0 0.0
   EMISFACT L0000003     HRDOW 0.0 0.0 0.0 0.0 0.0 0.0
   EMISFACT L0000003     HRDOW 0.0 0.0 0.0 0.0 0.0 0.0
   EMISFACT L0000003     HRDOW 0.0 0.0 0.0 0.0 0.0 0.0
   EMISFACT L0000003     HRDOW 0.0 0.0 0.0 0.0 0.0 0.0
   EMISFACT L0000004     HRDOW 0.0 0.0 0.0 0.0 0.0 0.0
   EMISFACT L0000004     HRDOW 0.0 0.0 0.0 0.0 0.0 0.0
   EMISFACT L0000004     HRDOW 0.0 0.0 0.0 0.0 0.0 0.0
   EMISFACT L0000004     HRDOW 0.0 0.0 0.0 0.0 0.0 0.0
   EMISFACT L0000005     HRDOW 0.0 0.0 0.0 0.0 0.0 0.0
   EMISFACT L0000005     HRDOW 0.0 0.0 0.0 0.0 0.0 0.0
   EMISFACT L0000005     HRDOW 0.0 0.0 0.0 0.0 0.0 0.0
   EMISFACT L0000005     HRDOW 0.0 0.0 0.0 0.0 0.0 0.0
   EMISFACT L0000006     HRDOW 0.0 0.0 0.0 0.0 0.0 0.0
   EMISFACT L0000006     HRDOW 0.0 0.0 0.0 0.0 0.0 0.0
   EMISFACT L0000006     HRDOW 0.0 0.0 0.0 0.0 0.0 0.0
   EMISFACT L0000006     HRDOW 0.0 0.0 0.0 0.0 0.0 0.0
   EMISFACT L0000007     HRDOW 0.0 0.0 0.0 0.0 0.0 0.0
   EMISFACT L0000007     HRDOW 0.0 0.0 0.0 0.0 0.0 0.0
   EMISFACT L0000007     HRDOW 0.0 0.0 0.0 0.0 0.0 0.0
   EMISFACT L0000007     HRDOW 0.0 0.0 0.0 0.0 0.0 0.0
   EMISFACT L0000008     HRDOW 0.0 0.0 0.0 0.0 0.0 0.0
   EMISFACT L0000008     HRDOW 0.0 0.0 0.0 0.0 0.0 0.0
   EMISFACT L0000008     HRDOW 0.0 0.0 0.0 0.0 0.0 0.0
   EMISFACT L0000008     HRDOW 0.0 0.0 0.0 0.0 0.0 0.0
   EMISFACT L0000009     HRDOW 0.0 0.0 0.0 0.0 0.0 0.0
   EMISFACT L0000009     HRDOW 0.0 0.0 0.0 0.0 0.0 0.0
   EMISFACT L0000009     HRDOW 0.0 0.0 0.0 0.0 0.0 0.0
   EMISFACT L0000009     HRDOW 0.0 0.0 0.0 0.0 0.0 0.0
   EMISFACT L0000010     HRDOW 0.0 0.0 0.0 0.0 0.0 0.0
   EMISFACT L0000010     HRDOW 0.0 0.0 0.0 0.0 0.0 0.0
   EMISFACT L0000010     HRDOW 0.0 0.0 0.0 0.0 0.0 0.0
   EMISFACT L0000010     HRDOW 0.0 0.0 0.0 0.0 0.0 0.0
   EMISFACT L0000011     HRDOW 0.0 0.0 0.0 0.0 0.0 0.0
   EMISFACT L0000011     HRDOW 0.0 0.0 0.0 0.0 0.0 0.0
   EMISFACT L0000011     HRDOW 0.0 0.0 0.0 0.0 0.0 0.0
   EMISFACT L0000011     HRDOW 0.0 0.0 0.0 0.0 0.0 0.0
```

```
EMISFACT L0000012     HRDOW 0.0 0.0 0.0 0.0 0.0 0.0
EMISFACT L0000012     HRDOW 0.0 0.0 0.0 0.0 0.0 0.0
EMISFACT L0000012     HRDOW 0.0 0.0 0.0 0.0 0.0 0.0
EMISFACT L0000012     HRDOW 0.0 0.0 0.0 0.0 0.0 0.0
EMISFACT L0000013     HRDOW 0.0 0.0 0.0 0.0 0.0 0.0
EMISFACT L0000013     HRDOW 0.0 0.0 0.0 0.0 0.0 0.0
EMISFACT L0000013     HRDOW 0.0 0.0 0.0 0.0 0.0 0.0
EMISFACT L0000013     HRDOW 0.0 0.0 0.0 0.0 0.0 0.0
EMISFACT L0000014     HRDOW 0.0 0.0 0.0 0.0 0.0 0.0
EMISFACT L0000014     HRDOW 0.0 0.0 0.0 0.0 0.0 0.0
EMISFACT L0000014     HRDOW 0.0 0.0 0.0 0.0 0.0 0.0
EMISFACT L0000014     HRDOW 0.0 0.0 0.0 0.0 0.0 0.0
EMISFACT L0000015     HRDOW 0.0 0.0 0.0 0.0 0.0 0.0
EMISFACT L0000015     HRDOW 0.0 0.0 0.0 0.0 0.0 0.0
EMISFACT L0000015     HRDOW 0.0 0.0 0.0 0.0 0.0 0.0
EMISFACT L0000015     HRDOW 0.0 0.0 0.0 0.0 0.0 0.0
EMISFACT L0000016     HRDOW 0.0 0.0 0.0 0.0 0.0 0.0
EMISFACT L0000016     HRDOW 0.0 0.0 0.0 0.0 0.0 0.0
EMISFACT L0000016     HRDOW 0.0 0.0 0.0 0.0 0.0 0.0
EMISFACT L0000016     HRDOW 0.0 0.0 0.0 0.0 0.0 0.0
EMISFACT L0000017     HRDOW 0.0 0.0 0.0 0.0 0.0 0.0
EMISFACT L0000017     HRDOW 0.0 0.0 0.0 0.0 0.0 0.0
EMISFACT L0000017     HRDOW 0.0 0.0 0.0 0.0 0.0 0.0
EMISFACT L0000017     HRDOW 0.0 0.0 0.0 0.0 0.0 0.0
EMISFACT L0000018     HRDOW 0.0 0.0 0.0 0.0 0.0 0.0
EMISFACT L0000018     HRDOW 0.0 0.0 0.0 0.0 0.0 0.0
EMISFACT L0000018     HRDOW 0.0 0.0 0.0 0.0 0.0 0.0
EMISFACT L0000018     HRDOW 0.0 0.0 0.0 0.0 0.0 0.0
EMISFACT L0000019     HRDOW 0.0 0.0 0.0 0.0 0.0 0.0
EMISFACT L0000019     HRDOW 0.0 0.0 0.0 0.0 0.0 0.0
EMISFACT L0000019     HRDOW 0.0 0.0 0.0 0.0 0.0 0.0
EMISFACT L0000019     HRDOW 0.0 0.0 0.0 0.0 0.0 0.0
EMISFACT L0000020     HRDOW 0.0 0.0 0.0 0.0 0.0 0.0
EMISFACT L0000020     HRDOW 0.0 0.0 0.0 0.0 0.0 0.0
EMISFACT L0000020     HRDOW 0.0 0.0 0.0 0.0 0.0 0.0
EMISFACT L0000020     HRDOW 0.0 0.0 0.0 0.0 0.0 0.0
EMISFACT L0000021     HRDOW 0.0 0.0 0.0 0.0 0.0 0.0
EMISFACT L0000021     HRDOW 0.0 0.0 0.0 0.0 0.0 0.0
EMISFACT L0000021     HRDOW 0.0 0.0 0.0 0.0 0.0 0.0
EMISFACT L0000021     HRDOW 0.0 0.0 0.0 0.0 0.0 0.0
EMISFACT L0000022     HRDOW 0.0 0.0 0.0 0.0 0.0 0.0
EMISFACT L0000022     HRDOW 0.0 0.0 0.0 0.0 0.0 0.0
EMISFACT L0000022     HRDOW 0.0 0.0 0.0 0.0 0.0 0.0
EMISFACT L0000022     HRDOW 0.0 0.0 0.0 0.0 0.0 0.0
EMISFACT L0000023     HRDOW 0.0 0.0 0.0 0.0 0.0 0.0
EMISFACT L0000023     HRDOW 0.0 0.0 0.0 0.0 0.0 0.0
EMISFACT L0000023     HRDOW 0.0 0.0 0.0 0.0 0.0 0.0
EMISFACT L0000023     HRDOW 0.0 0.0 0.0 0.0 0.0 0.0
EMISFACT L0000024     HRDOW 0.0 0.0 0.0 0.0 0.0 0.0
EMISFACT L0000024     HRDOW 0.0 0.0 0.0 0.0 0.0 0.0
```

```
   EMISFACT L0000024     HRDOW 0.0 0.0 0.0 0.0 0.0 0.0
   EMISFACT L0000024     HRDOW 0.0 0.0 0.0 0.0 0.0 0.0
   EMISFACT L0000025     HRDOW 0.0 0.0 0.0 0.0 0.0 0.0
   EMISFACT L0000025     HRDOW 0.0 0.0 0.0 0.0 0.0 0.0
   EMISFACT L0000025     HRDOW 0.0 0.0 0.0 0.0 0.0 0.0
   EMISFACT L0000025     HRDOW 0.0 0.0 0.0 0.0 0.0 0.0
   EMISFACT L0000026     HRDOW 0.0 0.0 0.0 0.0 0.0 0.0
   EMISFACT L0000026     HRDOW 0.0 0.0 0.0 0.0 0.0 0.0
   EMISFACT L0000026     HRDOW 0.0 0.0 0.0 0.0 0.0 0.0
   EMISFACT L0000026     HRDOW 0.0 0.0 0.0 0.0 0.0 0.0
   EMISFACT L0000027     HRDOW 0.0 0.0 0.0 0.0 0.0 0.0
   EMISFACT L0000027     HRDOW 0.0 0.0 0.0 0.0 0.0 0.0
   EMISFACT L0000027     HRDOW 0.0 0.0 0.0 0.0 0.0 0.0
   EMISFACT L0000027     HRDOW 0.0 0.0 0.0 0.0 0.0 0.0
   EMISFACT L0000028     HRDOW 0.0 0.0 0.0 0.0 0.0 0.0
   EMISFACT L0000028     HRDOW 0.0 0.0 0.0 0.0 0.0 0.0
   EMISFACT L0000028     HRDOW 0.0 0.0 0.0 0.0 0.0 0.0
   EMISFACT L0000028     HRDOW 0.0 0.0 0.0 0.0 0.0 0.0
   EMISFACT L0000029     HRDOW 0.0 0.0 0.0 0.0 0.0 0.0
   EMISFACT L0000029     HRDOW 0.0 0.0 0.0 0.0 0.0 0.0
   EMISFACT L0000029     HRDOW 0.0 0.0 0.0 0.0 0.0 0.0
   EMISFACT L0000029     HRDOW 0.0 0.0 0.0 0.0 0.0 0.0
   EMISFACT L0000030     HRDOW 0.0 0.0 0.0 0.0 0.0 0.0
   EMISFACT L0000030     HRDOW 0.0 0.0 0.0 0.0 0.0 0.0
   EMISFACT L0000030     HRDOW 0.0 0.0 0.0 0.0 0.0 0.0
   EMISFACT L0000030     HRDOW 0.0 0.0 0.0 0.0 0.0 0.0
   EMISFACT L0000031     HRDOW 0.0 0.0 0.0 0.0 0.0 0.0
   EMISFACT L0000031     HRDOW 0.0 0.0 0.0 0.0 0.0 0.0
   EMISFACT L0000031     HRDOW 0.0 0.0 0.0 0.0 0.0 0.0
   EMISFACT L0000031     HRDOW 0.0 0.0 0.0 0.0 0.0 0.0
** Sunday:
   EMISFACT L0000001     HRDOW 0.0 0.0 0.0 0.0 0.0 0.0
   EMISFACT L0000001     HRDOW 0.0 0.0 0.0 0.0 0.0 0.0
   EMISFACT L0000001     HRDOW 0.0 0.0 0.0 0.0 0.0 0.0
   EMISFACT L0000001     HRDOW 0.0 0.0 0.0 0.0 0.0 0.0
   EMISFACT L0000002     HRDOW 0.0 0.0 0.0 0.0 0.0 0.0
   EMISFACT L0000002     HRDOW 0.0 0.0 0.0 0.0 0.0 0.0
   EMISFACT L0000002     HRDOW 0.0 0.0 0.0 0.0 0.0 0.0
   EMISFACT L0000002     HRDOW 0.0 0.0 0.0 0.0 0.0 0.0
   EMISFACT L0000003     HRDOW 0.0 0.0 0.0 0.0 0.0 0.0
   EMISFACT L0000003     HRDOW 0.0 0.0 0.0 0.0 0.0 0.0
   EMISFACT L0000003     HRDOW 0.0 0.0 0.0 0.0 0.0 0.0
   EMISFACT L0000003     HRDOW 0.0 0.0 0.0 0.0 0.0 0.0
   EMISFACT L0000004     HRDOW 0.0 0.0 0.0 0.0 0.0 0.0
   EMISFACT L0000004     HRDOW 0.0 0.0 0.0 0.0 0.0 0.0
   EMISFACT L0000004     HRDOW 0.0 0.0 0.0 0.0 0.0 0.0
   EMISFACT L0000004     HRDOW 0.0 0.0 0.0 0.0 0.0 0.0
   EMISFACT L0000005     HRDOW 0.0 0.0 0.0 0.0 0.0 0.0
   EMISFACT L0000005     HRDOW 0.0 0.0 0.0 0.0 0.0 0.0
   EMISFACT L0000005     HRDOW 0.0 0.0 0.0 0.0 0.0 0.0
```

```
EMISFACT L0000005     HRDOW 0.0 0.0 0.0 0.0 0.0 0.0
EMISFACT L0000006     HRDOW 0.0 0.0 0.0 0.0 0.0 0.0
EMISFACT L0000006     HRDOW 0.0 0.0 0.0 0.0 0.0 0.0
EMISFACT L0000006     HRDOW 0.0 0.0 0.0 0.0 0.0 0.0
EMISFACT L0000006     HRDOW 0.0 0.0 0.0 0.0 0.0 0.0
EMISFACT L0000007     HRDOW 0.0 0.0 0.0 0.0 0.0 0.0
EMISFACT L0000007     HRDOW 0.0 0.0 0.0 0.0 0.0 0.0
EMISFACT L0000007     HRDOW 0.0 0.0 0.0 0.0 0.0 0.0
EMISFACT L0000007     HRDOW 0.0 0.0 0.0 0.0 0.0 0.0
EMISFACT L0000008     HRDOW 0.0 0.0 0.0 0.0 0.0 0.0
EMISFACT L0000008     HRDOW 0.0 0.0 0.0 0.0 0.0 0.0
EMISFACT L0000008     HRDOW 0.0 0.0 0.0 0.0 0.0 0.0
EMISFACT L0000008     HRDOW 0.0 0.0 0.0 0.0 0.0 0.0
EMISFACT L0000009     HRDOW 0.0 0.0 0.0 0.0 0.0 0.0
EMISFACT L0000009     HRDOW 0.0 0.0 0.0 0.0 0.0 0.0
EMISFACT L0000009     HRDOW 0.0 0.0 0.0 0.0 0.0 0.0
EMISFACT L0000009     HRDOW 0.0 0.0 0.0 0.0 0.0 0.0
EMISFACT L0000010     HRDOW 0.0 0.0 0.0 0.0 0.0 0.0
EMISFACT L0000010     HRDOW 0.0 0.0 0.0 0.0 0.0 0.0
EMISFACT L0000010     HRDOW 0.0 0.0 0.0 0.0 0.0 0.0
EMISFACT L0000010     HRDOW 0.0 0.0 0.0 0.0 0.0 0.0
EMISFACT L0000011     HRDOW 0.0 0.0 0.0 0.0 0.0 0.0
EMISFACT L0000011     HRDOW 0.0 0.0 0.0 0.0 0.0 0.0
EMISFACT L0000011     HRDOW 0.0 0.0 0.0 0.0 0.0 0.0
EMISFACT L0000011     HRDOW 0.0 0.0 0.0 0.0 0.0 0.0
EMISFACT L0000012     HRDOW 0.0 0.0 0.0 0.0 0.0 0.0
EMISFACT L0000012     HRDOW 0.0 0.0 0.0 0.0 0.0 0.0
EMISFACT L0000012     HRDOW 0.0 0.0 0.0 0.0 0.0 0.0
EMISFACT L0000012     HRDOW 0.0 0.0 0.0 0.0 0.0 0.0
EMISFACT L0000013     HRDOW 0.0 0.0 0.0 0.0 0.0 0.0
EMISFACT L0000013     HRDOW 0.0 0.0 0.0 0.0 0.0 0.0
EMISFACT L0000013     HRDOW 0.0 0.0 0.0 0.0 0.0 0.0
EMISFACT L0000013     HRDOW 0.0 0.0 0.0 0.0 0.0 0.0
EMISFACT L0000014     HRDOW 0.0 0.0 0.0 0.0 0.0 0.0
EMISFACT L0000014     HRDOW 0.0 0.0 0.0 0.0 0.0 0.0
EMISFACT L0000014     HRDOW 0.0 0.0 0.0 0.0 0.0 0.0
EMISFACT L0000014     HRDOW 0.0 0.0 0.0 0.0 0.0 0.0
EMISFACT L0000015     HRDOW 0.0 0.0 0.0 0.0 0.0 0.0
EMISFACT L0000015     HRDOW 0.0 0.0 0.0 0.0 0.0 0.0
EMISFACT L0000015     HRDOW 0.0 0.0 0.0 0.0 0.0 0.0
EMISFACT L0000015     HRDOW 0.0 0.0 0.0 0.0 0.0 0.0
EMISFACT L0000016     HRDOW 0.0 0.0 0.0 0.0 0.0 0.0
EMISFACT L0000016     HRDOW 0.0 0.0 0.0 0.0 0.0 0.0
EMISFACT L0000016     HRDOW 0.0 0.0 0.0 0.0 0.0 0.0
EMISFACT L0000016     HRDOW 0.0 0.0 0.0 0.0 0.0 0.0
EMISFACT L0000017     HRDOW 0.0 0.0 0.0 0.0 0.0 0.0
EMISFACT L0000017     HRDOW 0.0 0.0 0.0 0.0 0.0 0.0
EMISFACT L0000017     HRDOW 0.0 0.0 0.0 0.0 0.0 0.0
EMISFACT L0000017     HRDOW 0.0 0.0 0.0 0.0 0.0 0.0
EMISFACT L0000018     HRDOW 0.0 0.0 0.0 0.0 0.0 0.0
```

```
EMISFACT L0000018     HRDOW 0.0 0.0 0.0 0.0 0.0 0.0
EMISFACT L0000018     HRDOW 0.0 0.0 0.0 0.0 0.0 0.0
EMISFACT L0000018     HRDOW 0.0 0.0 0.0 0.0 0.0 0.0
EMISFACT L0000019     HRDOW 0.0 0.0 0.0 0.0 0.0 0.0
EMISFACT L0000019     HRDOW 0.0 0.0 0.0 0.0 0.0 0.0
EMISFACT L0000019     HRDOW 0.0 0.0 0.0 0.0 0.0 0.0
EMISFACT L0000019     HRDOW 0.0 0.0 0.0 0.0 0.0 0.0
EMISFACT L0000020     HRDOW 0.0 0.0 0.0 0.0 0.0 0.0
EMISFACT L0000020     HRDOW 0.0 0.0 0.0 0.0 0.0 0.0
EMISFACT L0000020     HRDOW 0.0 0.0 0.0 0.0 0.0 0.0
EMISFACT L0000020     HRDOW 0.0 0.0 0.0 0.0 0.0 0.0
EMISFACT L0000021     HRDOW 0.0 0.0 0.0 0.0 0.0 0.0
EMISFACT L0000021     HRDOW 0.0 0.0 0.0 0.0 0.0 0.0
EMISFACT L0000021     HRDOW 0.0 0.0 0.0 0.0 0.0 0.0
EMISFACT L0000021     HRDOW 0.0 0.0 0.0 0.0 0.0 0.0
EMISFACT L0000022     HRDOW 0.0 0.0 0.0 0.0 0.0 0.0
EMISFACT L0000022     HRDOW 0.0 0.0 0.0 0.0 0.0 0.0
EMISFACT L0000022     HRDOW 0.0 0.0 0.0 0.0 0.0 0.0
EMISFACT L0000022     HRDOW 0.0 0.0 0.0 0.0 0.0 0.0
EMISFACT L0000023     HRDOW 0.0 0.0 0.0 0.0 0.0 0.0
EMISFACT L0000023     HRDOW 0.0 0.0 0.0 0.0 0.0 0.0
EMISFACT L0000023     HRDOW 0.0 0.0 0.0 0.0 0.0 0.0
EMISFACT L0000023     HRDOW 0.0 0.0 0.0 0.0 0.0 0.0
EMISFACT L0000024     HRDOW 0.0 0.0 0.0 0.0 0.0 0.0
EMISFACT L0000024     HRDOW 0.0 0.0 0.0 0.0 0.0 0.0
EMISFACT L0000024     HRDOW 0.0 0.0 0.0 0.0 0.0 0.0
EMISFACT L0000024     HRDOW 0.0 0.0 0.0 0.0 0.0 0.0
EMISFACT L0000025     HRDOW 0.0 0.0 0.0 0.0 0.0 0.0
EMISFACT L0000025     HRDOW 0.0 0.0 0.0 0.0 0.0 0.0
EMISFACT L0000025     HRDOW 0.0 0.0 0.0 0.0 0.0 0.0
EMISFACT L0000025     HRDOW 0.0 0.0 0.0 0.0 0.0 0.0
EMISFACT L0000026     HRDOW 0.0 0.0 0.0 0.0 0.0 0.0
EMISFACT L0000026     HRDOW 0.0 0.0 0.0 0.0 0.0 0.0
EMISFACT L0000026     HRDOW 0.0 0.0 0.0 0.0 0.0 0.0
EMISFACT L0000026     HRDOW 0.0 0.0 0.0 0.0 0.0 0.0
EMISFACT L0000027     HRDOW 0.0 0.0 0.0 0.0 0.0 0.0
EMISFACT L0000027     HRDOW 0.0 0.0 0.0 0.0 0.0 0.0
EMISFACT L0000027     HRDOW 0.0 0.0 0.0 0.0 0.0 0.0
EMISFACT L0000027     HRDOW 0.0 0.0 0.0 0.0 0.0 0.0
EMISFACT L0000028     HRDOW 0.0 0.0 0.0 0.0 0.0 0.0
EMISFACT L0000028     HRDOW 0.0 0.0 0.0 0.0 0.0 0.0
EMISFACT L0000028     HRDOW 0.0 0.0 0.0 0.0 0.0 0.0
EMISFACT L0000028     HRDOW 0.0 0.0 0.0 0.0 0.0 0.0
EMISFACT L0000029     HRDOW 0.0 0.0 0.0 0.0 0.0 0.0
EMISFACT L0000029     HRDOW 0.0 0.0 0.0 0.0 0.0 0.0
EMISFACT L0000029     HRDOW 0.0 0.0 0.0 0.0 0.0 0.0
EMISFACT L0000029     HRDOW 0.0 0.0 0.0 0.0 0.0 0.0
EMISFACT L0000030     HRDOW 0.0 0.0 0.0 0.0 0.0 0.0
EMISFACT L0000030     HRDOW 0.0 0.0 0.0 0.0 0.0 0.0
EMISFACT L0000030     HRDOW 0.0 0.0 0.0 0.0 0.0 0.0
```

```
   EMISFACT L0000030     HRDOW 0.0 0.0 0.0 0.0 0.0 0.0
   EMISFACT L0000031     HRDOW 0.0 0.0 0.0 0.0 0.0 0.0
   EMISFACT L0000031     HRDOW 0.0 0.0 0.0 0.0 0.0 0.0
   EMISFACT L0000031     HRDOW 0.0 0.0 0.0 0.0 0.0 0.0
   EMISFACT L0000031     HRDOW 0.0 0.0 0.0 0.0 0.0 0.0
** WeekDays:
   EMISFACT P1B          HRDOW 0.0 0.0 0.0 0.0 0.0 1.0
   EMISFACT P1B          HRDOW 1.0 1.0 1.0 1.0 1.0 1.0
   EMISFACT P1B          HRDOW 1.0 1.0 1.0 0.0 0.0 0.0
   EMISFACT P1B          HRDOW 0.0 0.0 0.0 0.0 0.0 0.0
** Saturday:
   EMISFACT P1B          HRDOW 0.0 0.0 0.0 0.0 0.0 0.0
   EMISFACT P1B          HRDOW 0.0 0.0 0.0 0.0 0.0 0.0
   EMISFACT P1B          HRDOW 0.0 0.0 0.0 0.0 0.0 0.0
   EMISFACT P1B          HRDOW 0.0 0.0 0.0 0.0 0.0 0.0
** Sunday:
   EMISFACT P1B          HRDOW 0.0 0.0 0.0 0.0 0.0 0.0
   EMISFACT P1B          HRDOW 0.0 0.0 0.0 0.0 0.0 0.0
   EMISFACT P1B          HRDOW 0.0 0.0 0.0 0.0 0.0 0.0
   EMISFACT P1B          HRDOW 0.0 0.0 0.0 0.0 0.0 0.0
** WeekDays:
   EMISFACT P1C          HRDOW 0.0 0.0 0.0 0.0 0.0 1.0
   EMISFACT P1C          HRDOW 1.0 1.0 1.0 1.0 1.0 1.0
   EMISFACT P1C          HRDOW 1.0 1.0 1.0 0.0 0.0 0.0
   EMISFACT P1C          HRDOW 0.0 0.0 0.0 0.0 0.0 0.0
** Saturday:
   EMISFACT P1C          HRDOW 0.0 0.0 0.0 0.0 0.0 0.0
   EMISFACT P1C          HRDOW 0.0 0.0 0.0 0.0 0.0 0.0
   EMISFACT P1C          HRDOW 0.0 0.0 0.0 0.0 0.0 0.0
   EMISFACT P1C          HRDOW 0.0 0.0 0.0 0.0 0.0 0.0
** Sunday:
   EMISFACT P1C          HRDOW 0.0 0.0 0.0 0.0 0.0 0.0
   EMISFACT P1C          HRDOW 0.0 0.0 0.0 0.0 0.0 0.0
   EMISFACT P1C          HRDOW 0.0 0.0 0.0 0.0 0.0 0.0
   EMISFACT P1C          HRDOW 0.0 0.0 0.0 0.0 0.0 0.0
** WeekDays:
   EMISFACT P2A          HRDOW 0.0 0.0 0.0 0.0 0.0 1.0
   EMISFACT P2A          HRDOW 1.0 1.0 1.0 1.0 1.0 1.0
   EMISFACT P2A          HRDOW 1.0 1.0 1.0 0.0 0.0 0.0
   EMISFACT P2A          HRDOW 0.0 0.0 0.0 0.0 0.0 0.0
** Saturday:
   EMISFACT P2A          HRDOW 0.0 0.0 0.0 0.0 0.0 0.0
   EMISFACT P2A          HRDOW 0.0 0.0 0.0 0.0 0.0 0.0
   EMISFACT P2A          HRDOW 0.0 0.0 0.0 0.0 0.0 0.0
   EMISFACT P2A          HRDOW 0.0 0.0 0.0 0.0 0.0 0.0
** Sunday:
   EMISFACT P2A          HRDOW 0.0 0.0 0.0 0.0 0.0 0.0
   EMISFACT P2A          HRDOW 0.0 0.0 0.0 0.0 0.0 0.0
   EMISFACT P2A          HRDOW 0.0 0.0 0.0 0.0 0.0 0.0
   EMISFACT P2A          HRDOW 0.0 0.0 0.0 0.0 0.0 0.0
```

```
** WeekDays:
   EMISFACT P2B          HRDOW 0.0 0.0 0.0 0.0 0.0 1.0
   EMISFACT P2B          HRDOW 1.0 1.0 1.0 1.0 1.0 1.0
   EMISFACT P2B          HRDOW 1.0 1.0 1.0 0.0 0.0 0.0
   EMISFACT P2B          HRDOW 0.0 0.0 0.0 0.0 0.0 0.0
** Saturday:
   EMISFACT P2B          HRDOW 0.0 0.0 0.0 0.0 0.0 0.0
   EMISFACT P2B          HRDOW 0.0 0.0 0.0 0.0 0.0 0.0
   EMISFACT P2B          HRDOW 0.0 0.0 0.0 0.0 0.0 0.0
   EMISFACT P2B          HRDOW 0.0 0.0 0.0 0.0 0.0 0.0
** Sunday:
   EMISFACT P2B          HRDOW 0.0 0.0 0.0 0.0 0.0 0.0
   EMISFACT P2B          HRDOW 0.0 0.0 0.0 0.0 0.0 0.0
   EMISFACT P2B          HRDOW 0.0 0.0 0.0 0.0 0.0 0.0
   EMISFACT P2B          HRDOW 0.0 0.0 0.0 0.0 0.0 0.0
** WeekDays:
   EMISFACT P3A          HRDOW 0.0 0.0 0.0 0.0 0.0 1.0
   EMISFACT P3A          HRDOW 1.0 1.0 1.0 1.0 1.0 1.0
   EMISFACT P3A          HRDOW 1.0 1.0 1.0 0.0 0.0 0.0
   EMISFACT P3A          HRDOW 0.0 0.0 0.0 0.0 0.0 0.0
** Saturday:
   EMISFACT P3A          HRDOW 0.0 0.0 0.0 0.0 0.0 0.0
   EMISFACT P3A          HRDOW 0.0 0.0 0.0 0.0 0.0 0.0
   EMISFACT P3A          HRDOW 0.0 0.0 0.0 0.0 0.0 0.0
   EMISFACT P3A          HRDOW 0.0 0.0 0.0 0.0 0.0 0.0
** Sunday:
   EMISFACT P3A          HRDOW 0.0 0.0 0.0 0.0 0.0 0.0
   EMISFACT P3A          HRDOW 0.0 0.0 0.0 0.0 0.0 0.0
   EMISFACT P3A          HRDOW 0.0 0.0 0.0 0.0 0.0 0.0
   EMISFACT P3A          HRDOW 0.0 0.0 0.0 0.0 0.0 0.0
** WeekDays:
   EMISFACT P3B          HRDOW 0.0 0.0 0.0 0.0 0.0 1.0
   EMISFACT P3B          HRDOW 1.0 1.0 1.0 1.0 1.0 1.0
   EMISFACT P3B          HRDOW 1.0 1.0 1.0 0.0 0.0 0.0
   EMISFACT P3B          HRDOW 0.0 0.0 0.0 0.0 0.0 0.0
** Saturday:
   EMISFACT P3B          HRDOW 0.0 0.0 0.0 0.0 0.0 0.0
   EMISFACT P3B          HRDOW 0.0 0.0 0.0 0.0 0.0 0.0
   EMISFACT P3B          HRDOW 0.0 0.0 0.0 0.0 0.0 0.0
   EMISFACT P3B          HRDOW 0.0 0.0 0.0 0.0 0.0 0.0
** Sunday:
   EMISFACT P3B          HRDOW 0.0 0.0 0.0 0.0 0.0 0.0
   EMISFACT P3B          HRDOW 0.0 0.0 0.0 0.0 0.0 0.0
   EMISFACT P3B          HRDOW 0.0 0.0 0.0 0.0 0.0 0.0
   EMISFACT P3B          HRDOW 0.0 0.0 0.0 0.0 0.0 0.0
   SRCGROUP HAUL     L0000001 L0000002 L0000003 L0000004 L0000005 L0000006
   SRCGROUP HAUL     L0000007 L0000008 L0000009 L0000010 L0000011 L0000012
   SRCGROUP HAUL     L0000013 L0000014 L0000015 L0000016 L0000017 L0000018
   SRCGROUP HAUL     L0000019 L0000020 L0000021 L0000022 L0000023 L0000024
   SRCGROUP HAUL     L0000025 L0000026 L0000027 L0000028 L0000029 L0000030
```

```
   SRCGROUP HAUL     L0000031
   SRCGROUP P1A      P1A
   SRCGROUP P1B      P1B
   SRCGROUP P1C      P1C
   SRCGROUP P2A      P2A
   SRCGROUP P2B      P2B
   SRCGROUP P3A      P3A
   SRCGROUP P3B      P3B
   SRCGROUP ALL
SO FINISHED
**
**************************************
** AERMOD Receptor Pathway
**************************************
**
**
RE STARTING
   INCLUDED "Ventura Ranch - Const.rou"
RE FINISHED
**
**************************************
** AERMOD Meteorology Pathway
**************************************
**
**
ME STARTING
   SURFFILE "El-Rio-2015-2019\El Rio 2015-2019\2015-2019 El Rio.SFC"
   PROFFILE "El-Rio-2015-2019\El Rio 2015-2019\2015-2019 El Rio.PFL"
   SURFDATA 23136 2015 El_Rio_2015-2019 3425239.00 -119.14
   UAIRDATA 93214 2015
   SITEDATA 56436 2015
   PROFBASE 40.0 METERS
ME FINISHED
**
**************************************
** AERMOD Output Pathway
**************************************
**
**
OU STARTING
** Auto-Generated Plotfiles
   PLOTFILE PERIOD ALL "Ventura Ranch - Const.AD\PE00GALL.PLT" 31
   PLOTFILE PERIOD HAUL "Ventura Ranch - Const.AD\PE00G001.PLT" 32
   PLOTFILE PERIOD P1A "Ventura Ranch - Const.AD\PE00G002.PLT" 33
   PLOTFILE PERIOD P1B "Ventura Ranch - Const.AD\PE00G003.PLT" 34
   PLOTFILE PERIOD P1C "Ventura Ranch - Const.AD\PE00G004.PLT" 35
   PLOTFILE PERIOD P2A "Ventura Ranch - Const.AD\PE00G005.PLT" 36
   PLOTFILE PERIOD P2B "Ventura Ranch - Const.AD\PE00G006.PLT" 37
   PLOTFILE PERIOD P3A "Ventura Ranch - Const.AD\PE00G007.PLT" 38
   PLOTFILE PERIOD P3B "Ventura Ranch - Const.AD\PE00G008.PLT" 39
```

```
   SUMMFILE "Ventura Ranch - Const.sum"
OU FINISHED
**
**************************************
** Project Parameters
**************************************
** PROJCTN  CoordinateSystemUTM
** DESCPTN  UTM: Universal Transverse Mercator
** DATUM    North American Datum 1983
** DTMRGN   CONUS
** UNITS    m
** ZONE     11
** ZONEINX  0
**
```

Appendix B

Traffic Impact Analysis

Ventura Ranch
Traffic Impact Analysis

City of Ventura County, California

March 25, 2024

Prepared by:

TJW ENGINEERING, INC.
9841 Irvine Center Drive, Suite 200
Irvine, CA 92618
949.878.3509 | www.tjwengineering.com

March 25, 2024

TJW ENGINEERING, INC.
TRAFFIC ENGINEERING &
TRANSPORTATION PLANNING
CONSULTANTS

Ms. Lisa Woodburn
JENSEN DESIGN & SURVEY, INC.
1672 Donlon St.
Ventura, CA 93003

Subject: Traffic Impact Analysis – Ventura Ranch, Ventura County

Dear Ms. Woodburn:

TJW ENGINEERING, INC. (TJW) is pleased to present you with this traffic impact analysis for the proposed Ventura Ranch project located at 4884 N. Ventura Avenue in Ventura County.

This traffic study has been prepared to meet the traffic study requirements for the Ventura County and assesses the forecast traffic operations associated with the proposed project and its impact on the local street network. This report is being submitted to you for review and forwarding to Ventura County.

Please contact us at (949) 878-3509 if you have any questions regarding this analysis.

Sincerely,

Gene Kim, PE, TE
Principal Engineer

David Chew, PTP
Transportation Planner

Registered Civil Engineer *#83175*
Registered Traffic Engineer *#2684*





Daniel Flores, EIT
Project Engineer

Ventura Ranch
Traffic Impact Analysis

Ventura County, California

March 25, 2024

Prepared for:
Ms. Lisa Woodburn
JENSEN DESIGN & SURVEY, INC.
1672 Donlon St.
Ventura, CA 93003

Prepared by:
Gene Kim, PE, TE
David Chew, PTP
Daniel Flores, EIT

TJW ENGINEERING, INC.
9841 Irvine Center Drive, Suite 200
Irvine, CA 92618
949.878.3509 | www.tjwengineering.com

Table of Contents

1.0 EXECUTIVE SUMMARY 3

1.1 SUMMARY OF LEVEL OF SERVICE ANALYSIS RESULTS 4
1.2 ON-SITE ROADWAY AND SITE ACCESS IMPROVEMENTS 5

2.0 INTRODUCTION 6

2.1 PROJECT DESCRIPTION 6
2.2 STUDY AREA 6
2.3 ANALYSIS METHODOLOGY 7

2.3.1 Intersection Analysis Methodology 7

2.4 PERFORMANCE CRITERIA 9

2.4.1 Ventura County 9

3.0 EXISTING CONDITIONS 12

3.1 EXISTING CIRCULATION NETWORK/STUDY AREA CONDITIONS 12
3.2 EXISTING BICYCLE AND PEDESTRIAN FACILITIES 12
3.3 EXISTING PUBLIC TRANSIT SERVICES 13
3.4 EXISTING TRAFFIC VOLUMES 13
3.5 EXISTING CONDITIONS INTERSECTION LEVEL OF SERVICE ANALYSIS 13
3.6 EXISTING CONDITIONS ROADWAY SEGMENT ANALYSIS 14

4.0 PROPOSED PROJECT 19

4.1 PROJECT DESCRIPTION 19
4.2 PROJECT TRIP GENERATION 19
4.3 PROJECT TRIP DISTRIBUTION 19

5.0 OPENING YEAR (2024) CONDITIONS (EAC) 23

5.1 ROADWAY IMPROVEMENTS 23
5.2 EAC TRAFFIC VOLUMES 23
5.3 EAC INTERSECTION LEVEL OF SERVICE ANALYSIS 23
5.4 EAC CONDITIONS ROADWAY SEGMENT ANALYSIS 24

6.0 OPENING YEAR (2024) PLUS PROJECT CONDITIONS (EACP) 28

6.1 ROADWAY IMPROVEMENTS 28
6.2 EACP TRAFFIC VOLUMES 28
6.3 EACP INTERSECTION LEVEL OF SERVICE ANALYSIS 28
6.4 EACP CONDITIONS ROADWAY SEGMENT ANALYSIS 30

List of Tables

Table 1 HCM – LOS & Delay Ranges – Unsignalized Intersections 8
Table 2 Roadway Capacities 9
Table 3 Ventura County Thresholds of Significance 9
Table 4 Roadway Characteristics within Study Area 12
Table 5 Intersection Analysis – Existing Conditions 14
Table 6 Roadway Segment – Existing Conditions 15
Table 7 Proposed Project Trip Generation 19
Table 8 Cumulative Project Trip Generation 20
Table 9 Intersection Analysis – EAC Conditions 24
Table 10 Roadway Segment – EAC Conditions 25
Table 11 Intersection Analysis – Opening Year (2024) Plus Project Traffic (EACP) Conditions 29
Table 12 Roadway Segment – EAC Conditions 30

List of Exhibits

Exhibit 1: Project Location 9
Exhibit 2: Proposed Project Site Plan 11
Exhibit 3: Lane Geometry and Intersection Controls 16
Exhibit 4: Existing AM Peak Hour Volumes 17
Exhibit 5: Existing PM Peak Hour Volumes 18
Exhibit 6: Project Trip Distribution at Study Intersections 21
Exhibit 7: Cumulative Project Map 22
Exhibit 8: Opening Year (2024) (EAC) AM Peak Hour Volumes 26
Exhibit 9: Opening Year (2024) (EAC) PM Peak Hour Volumes 27
Exhibit 10: Conceptual Striping Plan 31
Exhibit 11: Opening Year (2024) Plus Project (EACP) AM Peak Hour Volumes 32
Exhibit 12: Opening Year (2024) Plus Project (EACP) PM Peak Hour Volumes 33

Appendices

Appendix A: Scoping Agreement and City Docs
Appendix B: Existing Traffic Counts and Model Volumes
Appendix C: HCM Analysis Sheets

1.0 EXECUTIVE SUMMARY

This traffic impact analysis (TIA) analyzes the projected traffic operations associated with the proposed Ventura Ranch project located at 4884 North Ventura Avenue in Ventura County. The purpose of this TIA is to evaluate potential circulation system deficiencies that may result from development of the proposed project, and to recommend improvements to achieve acceptable operations, if applicable. This analysis has been prepared in coordination with Ventura County via a scoping agreement (See **Appendix A**) and is pursuant to applicable Ventura County traffic impact analysis guidelines.

The proposed project consists of 328 multi-family residential dwelling units. The primary site entrance will be established through two full-access driveways on N Ventura Avenue. Additionally an emergency access only, gated access is scheduled for construction on Floral Drive, located south of Bounds Road. This road will be gated and access only available if first responders open the gate. The site is currently zoned as agriculture and classified as low density residential in the Ventura County General Plan Land Use Plan. The project site is currently occupied by agriculture.

The proposed project is anticipated to be built and generating trips in 2024. The proposed project is projected to generate 2,211 daily trips, 131 AM peak hour trips, and 167 PM peak hour trips.

The following thirteen (14) intersections and three (3) roadway segment in the vicinity of the project site have been included in the intersection level of service (LOS) analysis:

Intersection:

1. N. Ventura Avenue / Shell Road;
2. N. Ventura Avenue / Crooked Palm Road;
3. N. Ventura Avenue / McKee Street;
4. N. Ventura Avenue / Holt Street;
5. N. Ventura Avenue / Fraser Lane;
6. N. Ventura Avenue / Bard Lane;
7. N. Ventura Avenue / Los Cabos Lane;
8. N. Ventura Avenue / Norway Drive;
9. N. Ventura Avenue / Crooked Palm Road;
10. N. Ventura Avenue / Los Cabos Lane;
11. Canada Larga Road / SR-33 SB Ramps;
12. Canada Larga Road / SR-33 NB Ramps;
13. N. Ventura Ave / Project Driveway #1;
14. N. Ventura Ave / Project Driveway #2.

Roadway Segment:

1. N. Ventura Avenue south of Norway Drive
2. N. Ventura Avenue between Norway Drive and Canada Larga Road
3. Canada Larga Road between N. Ventura Avenue and Weldon Canyon Road

The study intersections are analyzed for the following study scenarios:

- Existing Traffic Conditions (Existing);
- Opening Year (2024) Conditions (Existing + Ambient + Cumulative);
- Opening Year (2024) plus Project Conditions (Existing + Ambient + Cumulative + Project).

1.1 SUMMARY OF LEVEL OF SERVICE ANALYSIS RESULTS

Table ES-1 summarizes the results of the intersection level of service analysis based on the Ventura County thresholds of significance for analyzing transportation deficiencies.

Table ES-1
Summary of Transportation Deficiencies at Study Intersections

Intersection			Existing Plus Project	Opening Year (2024) plus Project Conditions
1	N. Ventura Avenue	Shell Road	No Deficiencies	No Deficiencies
2	N. Ventura Avenue	Crooked Palm Road	No Deficiencies	No Deficiencies
3	N. Ventura Avenue	Mckee Street	No Deficiencies	No Deficiencies
4	N. Ventura Avenue	Holt Street	No Deficiencies	No Deficiencies
5	N. Ventura Avenue	Fraser Lane	No Deficiencies	No Deficiencies
6	N. Ventura Avenue	Bard Lane	No Deficiencies	No Deficiencies
7	N. Ventura Avenue	Los Cabos Lane	No Deficiencies	No Deficiencies
8	N. Ventura Avenue	Norway Drive	No Deficiencies	No Deficiencies
9	N. Ventura Avenue	Crooked Palm Road	No Deficiencies	No Deficiencies
10	N. Ventura Avenue	Canada Larga	No Deficiencies	No Deficiencies
11	Canada Larga Road	SR-33 SB Ramps	No Deficiencies	No Deficiencies
12	Canada Larga Road	SR-33 NB Ramps	No Deficiencies	No Deficiencies
13	N. Ventura Avenue	Project Driveway #1	-	No Deficiencies
14	N. Ventura Avenue	Project Driveway #2	-	No Deficiencies

<u>Existing Conditions</u>

The study intersections are projected to operate at an acceptable LOS during the AM and PM peak hours for *Existing* conditions.

Opening Year (2024) (EAC) Conditions

The study intersections are projected to operate at an acceptable LOS during the AM and PM peak hours for *Existing Plus Ambient plus Cumulative* conditions.

Opening Year (2024) plus Project Conditions

The study intersections are projected to operate at an acceptable LOS during the AM and PM peak hours for *Future Build-out Year Cumulative* conditions.

1.2 ON-SITE ROADWAY AND SITE ACCESS IMPROVEMENTS

Wherever necessary, roadways adjacent to the proposed project site and site access points will be constructed in compliance with recommended roadway classifications and respective cross-sections in Ventura County General Plan or as directed by the City Engineer.

Sight distance at each project access point should be reviewed with respect to standard Caltrans and City sight distance standards at the time of final grading, landscaping and street improvement plans.

Signing/striping should be implemented in conjunction with detailed construction plans for the project site.

2.0 INTRODUCTION

This traffic impact analysis (TIA) analyzes the projected traffic operations associated with the proposed Ventura Ranch project located at 4884 North Ventura Avenue in Ventura County. The purpose of this TIA is to evaluate potential circulation system deficiencies that may result from development of the proposed project, and to recommend improvements to achieve acceptable operations, if applicable. This analysis has been prepared in coordination with Ventura County via a scoping agreement (See **Appendix A**) and is pursuant to applicable Ventura County traffic impact analysis guidelines.

2.1 PROJECT DESCRIPTION

The proposed project consists of 328 multi-family residential dwelling units. The primary site entrance will be established through two full-access driveways on N Ventura Avenue. Additionally an emergency access only, gated access is scheduled for construction on Floral Drive, located south of Bounds Road. This road will be gated and access only available if first responders open the gate. The site is currently zoned as agriculture and classified as low density residential in the Ventura County General Plan Land Use Plan. The project site is currently occupied by agriculture.

Exhibit 1 shows the project site location. **Exhibit 2** shows the proposed project site plan.

2.2 STUDY AREA

The following thirteen (14) intersections and three (3) roadway segment in the vicinity of the project site have been included in the intersection level of service (LOS) analysis:

Intersection:

1. N. Ventura Avenue / Shell Road;
2. N. Ventura Avenue / Crooked Palm Road;
3. N. Ventura Avenue / McKee Street;
4. N. Ventura Avenue / Holt Street;
5. N. Ventura Avenue / Fraser Lane;
6. N. Ventura Avenue / Bard Lane;
7. N. Ventura Avenue / Los Cabos Lane;
8. N. Ventura Avenue / Norway Drive;
9. N. Ventura Avenue / Crooked Palm Road;
10. N. Ventura Avenue / Canada Larga Lane;
11. Canada Larga Road / SR-33 SB Ramps;
12. Canada Larga Road / SR-33 NB Ramps;
13. N. Ventura Ave / Project Driveway #1;
14. N. Ventura Ave / Project Driveway #2.

Roadway Segment:

1. N. Ventura Avenue south of Norway Drive
2. N. Ventura Avenue between Norway Drive and Canada Larga Road
3. Canada Larga Road between N. Ventura Avenue and Weldon Canyon Road

The study intersections are all located within Ventura County. This traffic analysis follows Ventura County *Guidelines for the Preparation of Traffic Impact Reports (October 2021)*.

The study intersections and roadway segments which are analyzed for the following study scenarios:

- Existing Traffic Conditions (Existing);
- Opening Year (2024) Conditions (Existing + Ambient + Cumulative);
- Opening Year (2024) plus Project Conditions (Existing + Ambient + Cumulative + Project); and

Traffic operations for intersection counts are evaluated for the following time periods:

- Weekday AM Peak Hour occurring within 7:00 AM to 9:00 AM; and
- Weekday PM Peak Hour occurring within 4:00 PM to 6:00 PM.

Traffic operations for 24-hour roadway segment counts are evaluated by averaging three (3) consecutive days together.

2.3 ANALYSIS METHODOLOGY

2.3.1 Intersection Analysis Methodology

The traffic analysis focuses on the project's off-site traffic-related impacts at the traffic study area intersections and on the study area roadways. In accordance with Ventura County, intersection operation for signalized intersections is evaluated using the intersection operation for unsignalized intersections is evaluated using the Highway Capacity Manual (HCM) methodology.

The procedure for stop-control analysis determines the average total delay, expressed in seconds of delay per vehicle, for left turns from the major street and from the stop-controlled minor street traffic stream. Delay values are calculated based on the relationship between traffic on the major street and the availability of acceptable "gaps" in this stream through which conflicting traffic movements can be made.

Collected peak hour traffic volumes have been adjusted using a peak hour factor (PHF) to reflect peak 15-minute volumes. It is a common practice in LOS analysis to conservatively use a peak 15-minute flow rate

applied to the entire hour to derive flow rates in vehicles per hour that are used in the LOS analysis. The PHF is the relationship between the peak 15-minute flow rate and the full hourly volume. PHF = [Hourly Volume]/ [4 * Peak 15-Minute Volume]. The use of a 15-minute PHF produces a more detailed and conservative analysis compared to analyzing vehicles per hour. Existing PHFs, obtained from the existing traffic counts have been used for all analysis scenarios in this study.

Ventura County traffic study guidelines also require unsignalized intersection operations be analyzed utilizing the HCM 7th Edition methodology. Intersection operation for unsignalized intersections is based on the weighted average control delay expressed in seconds per vehicle.

At a two-way or side-street stop-controlled intersection, LOS is calculated for each stop-controlled minor street movement, for the left-turn movement(s) from the major street, and for the intersection as a whole. For approaches consisting of a single lane, the delay is calculated as the average of all movements in that lane. For all-way stop-controlled intersection, LOS is computed for the intersection as a whole.

Table 1 describes the general characteristics of traffic flow and accompanying delay ranges at unsignalized intersections.

Table 1

HCM – LOS & Delay Ranges – Unsignalized Intersections

Level of Service	Description	Delay (in seconds)
A	Little or no delays.	0 – 10.00
B	Short traffic delays.	10.01 – 15.00
C	Average traffic delays.	15.01 – 25.00
D	Long traffic delays. Multiple vehicles in queue.	25.01 – 35.00
E	Very long delays. Demand approaching capacity of intersection	35.01 – 50.00
F	Very constrained flow with extreme delays and intersection capacity exceeded.	> 50.01

Source: Transportation Research Board, *Highway Capacity Manual*, HCM 7 Edition (Washington D.C., 2016).

This analysis utilizes *PTV Vistro 2022* analysis software for all signalized and unsignalized intersections. Vistro is a macroscopic traffic software program that is based on the signalized intersection capacity analysis specified in Chapter 16 of the HCM. The level of service and capacity analysis performed within PTV Vistro takes the optimization and coordination of signalized intersections within a network into consideration.

Daily Roadway Analysis Roadway segment level of service is estimated by comparing the two-way 24-hour traffic volumes on the roadway segment to the daily roadway capacity, based on its functional classification. This comparison results in a volume-to-capacity (v/c) ratio, which represents the percentage of the daily vehicular capacity that is required to accommodate the daily traffic volume. **Table 2** presents the daily roadway capacity for each roadway classification.

Table 2

Roadway Capacities

ADT/LOS Thresholds County Maintained Roads and Conventional State Highway					
Class I			Class II	Class III	LOS
2 Lanes	4 Lanes	6 Lanes	2 Lanes	2 Lanes	
2,400	19,000	29,000	1,500	350	A
5,600	28,000	42,000	3,900	2,000	B
10,000	38,000	57,000	7,000	3,300	C
16,000	47,000	70,000	11,000	5,900	D
27,000	58,000	87,000	21,000	16,000	E

Source: Ventura County General Plan (September 2020).

2.4 PERFORMANCE CRITERIA

2.4.1 Ventura County

The Ventura County has established level of service "C" or better as acceptable LOS for all intersections along the designated street and highway system in the County's General Plan Transportation and Mobility.

For the purposes of analyzing transportation deficiencies, Ventura County identifies deficiencies through a comparison of "without project" and "with project" traffic conditions. The determination of a deficiency at an intersection is based on a project's contribution to the intersection's volume-to-capacity (V/C) ratio as defined below in **Table 3**.

Table 3

Ventura County Thresholds of Significance

Minimum Level of Service	Significant Impact Threshold
C	All County maintained local roads.
D	All County thoroughfares and state highways within the unincorporated area of the County, except as provided below.
E	1. State Route 33 between the end of the Ojai freeway and the City of Ojai. 2. State Route 118 between Santa Clara Avenue and the City of Moorpark. 3. State Route 34 (Somis Road) north of the City of Camarillo. 4. Santa Rosa Road between Camarillo city limit line and Thousand Oaks city limit line. 5. Moorpark Road north of Santa Rosa Road to Moorpark city limits line.
Varies	The LOS prescribed by the applicable city for all State highways, city thoroughfares, and city maintained local roads located within that city, if the city has formally adopted General Plan policies, ordinances, or a reciprocal agreement with the County, pertaining to development in the city that would individually or cumulatively affect the LOS of State highways, County thoroughfares and County-maintained local roads in the unincorporated area of the County
	County LOS standards are applicable for any city that has not adopted its own standards or has not executed a reciprocal agreement with the County pertaining to impacts to County roads.
At any intersection between two roads, each of which has a prescribed minimum acceptable LOS, the less stringent LOS of the two shall be the minimum acceptable LOS of that intersection.	

Source: Ventura County General Plan (September 2020).

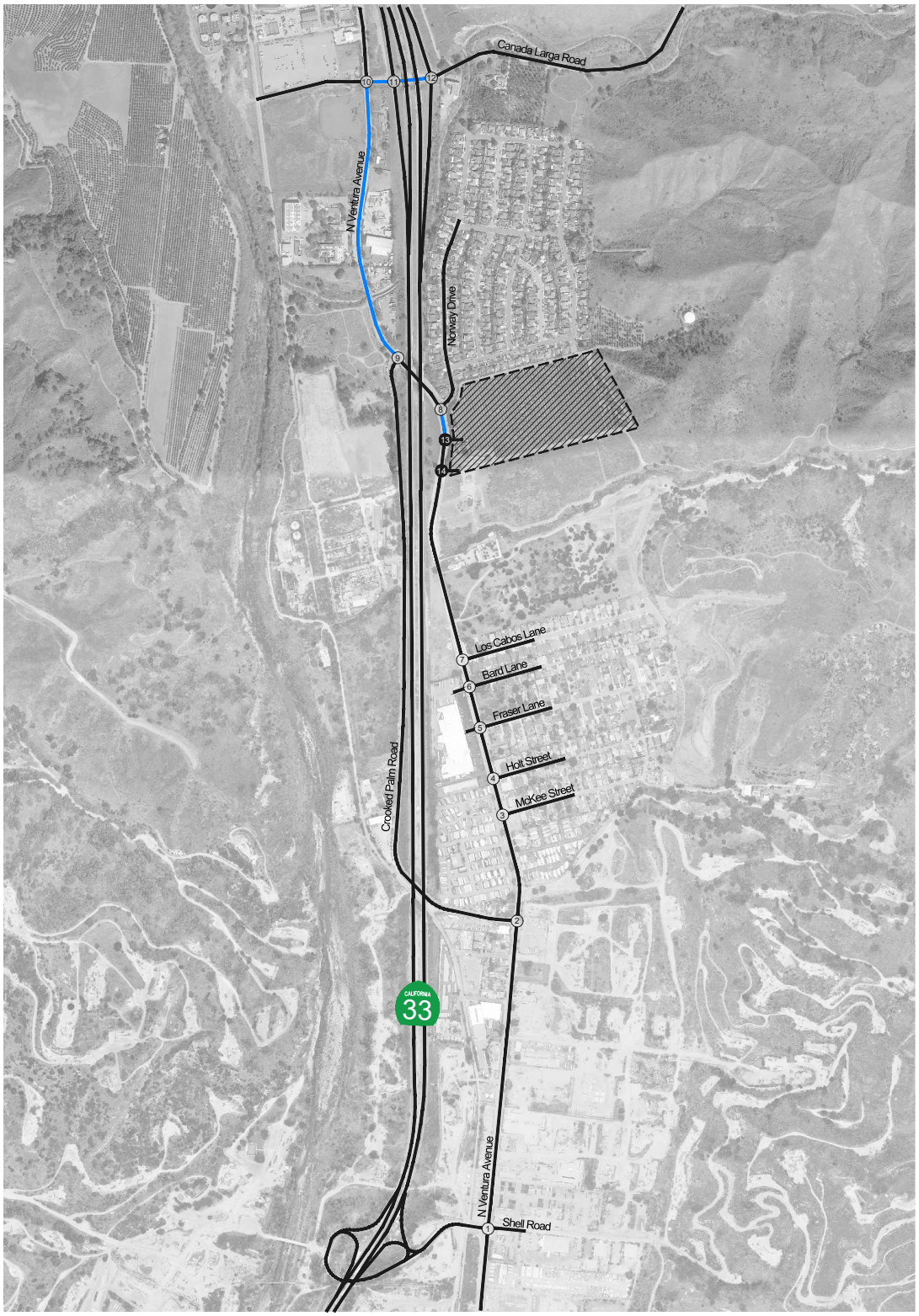

Legend:

(#) Study Intersection Location

Project Site

Study Roadway Segment

Exhibit 1: Proposed Project Location and Trip Distribution

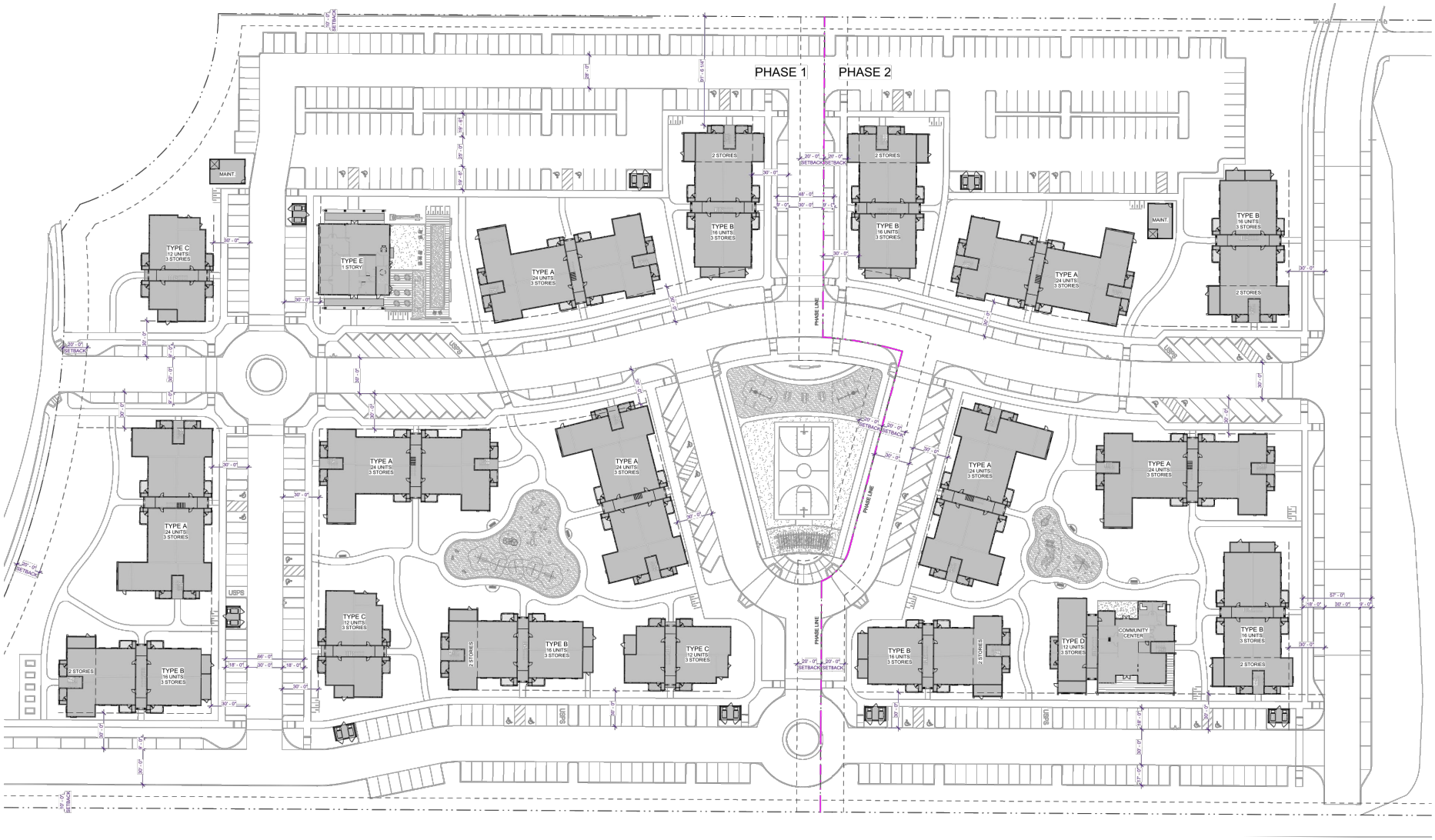

Exhibit 2: Proposed Site Plan

Ventura Ranch Traffic Impact Analysis

JDS-22-002

Not to Scale

TJW ENGINEERING, INC.

3.0 EXISTING CONDITIONS

3.1 EXISTING CIRCULATION NETWORK/STUDY AREA CONDITIONS

The characteristics of the roadway system in the vicinity of the proposed project site is described in **Table 4.**

Table 4

Roadway Characteristics within Study Area

Roadway	Classification[1]	Jurisdiction	Direction	Existing Travel Lanes	Median Type[2]	Speed Limit (mph)	On-Street Parking
Shell Road	Local	Ventura County	East-West	2	NM	25	No
Crooked Palm Road	Local	Ventura County	North-South	2	NM	35	No
Mckee Street	Local	Ventura County	East-West	2	NM	25	No
Holt Street	Local	Ventura County	East-West	2	NM	25	No
Fraser Lane	Local	Ventura County	East-West	2	NM	25	No
Bard Lane	Local	Ventura County	East-West	2	NM	25	No
Los Cabos Lane	Local	Ventura County	East-West	2	NM	25	No
Norway Drive	Local	Ventura County	East-West	2	NM	25	No
N. Ventura Avenue	Major Collector/ Minor Arterial	Ventura County	North-South	2	NM, TWLTL	35-40	Yes
Canada Larga Road	Major Collector	Ventura County	East-West	2	NM	35	No

1: Sources: Source: Ventura County General Plan (September 2020).

2: NM = No Median, TWLTL = Two Way Left Turn Lane.

Exhibit 3 show existing conditions study area intersection and roadway geometry.

3.2 EXISTING BICYCLE AND PEDESTRIAN FACILITIES

Within the study area, Class I bike lanes exist on N. Ventura Avenue. **Appendix A** contains Ventura County *General Plan Existing Ventura County Bikeways.*

3.3 EXISTING PUBLIC TRANSIT SERVICES

Ventura County is served by the Gold Coast Transit which provides bus service throughout Ventura County. **Appendix A** shows the Gold Coast Transit routes in the vicinity of the project site. The nearest transit service is Gold Coast Route 16 with stops along N. Ventura Avenue. Route 16 is approximately 450 feet away from the proposed project site and Route 18 is approximately a third of a mile away from the proposed project site.

3.4 EXISTING TRAFFIC VOLUMES

To determine the existing operation of the study intersections, AM and PM peak period traffic volumes were estimated based on new traffic counts collected on Tuesday, March 7, 2023. Detailed traffic count data is provided in **Appendix B**. **Exhibit 4** and **Exhibit 5** shows existing AM and PM peak hour volumes at the study intersections.

To determine the existing 24-hour roadway segment volumes, new traffic counts were collected on Tuesday, March 7, 2023, Wednesday March 8, 2023, and Thursday March 9, 2023. The average of the three days will be used to determine the average daily trips at the study roadway segments. Count days were approved by Ventura County staff.

3.5 EXISTING CONDITIONS INTERSECTION LEVEL OF SERVICE ANALYSIS

Existing conditions AM and PM peak hour intersection analysis is shown in **Table 5**. Calculations are based on the existing geometrics at the study area intersections as shown in **Exhibit 4.** HCM analysis sheets are provided in **Appendix C**.

Table 5

Intersection Analysis – Existing Conditions

Intersection			Control Type	Peak Hour	Existing Conditions	
					Delay[1]	LOS
1	Ventura Avenue	Shell Road	TWSC	AM	22.9	C
				PM	14.3	B
2	Ventura Avenue	Crooked Palm Road	TWSC	AM	10.3	B
				PM	10.3	B
3	Ventura Avenue	Mckee Street	TWSC	AM	10.6	B
				PM	11.0	B
4	Ventura Avenue	Holt Street	TWSC	AM	10.3	B
				PM	11.1	B
5	Ventura Avenue	Fraser Lane	TWSC	AM	9.9	A
				PM	10.1	B
6	Ventura Avenue	Bard Lane	TWSC	AM	10.3	B
				PM	10.3	B
7	Ventura Avenue	Los Cabos Lane	TWSC	AM	9.8	A
				PM	9.8	A
8	Ventura Avenue	Norway Drive	TWSC	AM	10.3	B
				PM	10.7	B
9	Ventura Avenue	Crooked Palm Road	TWSC	AM	9.8	A
				PM	9.8	A
10	Ventura Avenue	Canada Larga Road	TWSC	AM	10.4	B
				PM	12.4	B
11	SR-33 SB Ramps	Canada Larga Road	TWSC	AM	9.9	A
				PM	9.7	A
12	SR-33 NB Ramps	Canada Larga Road	TWSC	AM	9.5	A
				PM	9.6	A

Note: TWSC = Two-Way Stop-Control; Delay shown in seconds per vehicle.

1 = Per the Highway Capacity Manual 7th Edition, overall average delay and LOS are shown for intersections with one-or-two-way stop-control, the delay and LOS for the worst individual movement is shown.

As shown in **Table 5**, the study intersections are currently operating at an acceptable LOS during the AM and PM peak hours for *existing* conditions.

3.6 EXISTING CONDITIONS ROADWAY SEGMENT ANALYSIS

The roadway level of service analysis was conducted based on the roadway capacities presented previously in this report. The results of the roadway analysis for Existing Conditions are shown on **Table 6**. Review of this table indicates that the study roadway are currently operating at an acceptable level of service (LOS C or better) on a daily basis.

Table 6

Roadway Segment – Existing Conditions

Roadway	Segment	Road Class	LOS E Capacity	Existing ADT	V/C	LOS
Canada Larga	Between Ventura and Weldon Canyon	II	21,000	1,428	0.068	A
N Ventura Avenue	Between Canada Larga and Crooked Palm	II	21,000	3,112	0.148	A
N Ventura Avenue	Between Norway and Los Cabos	II	21,000	2,085	0.099	A

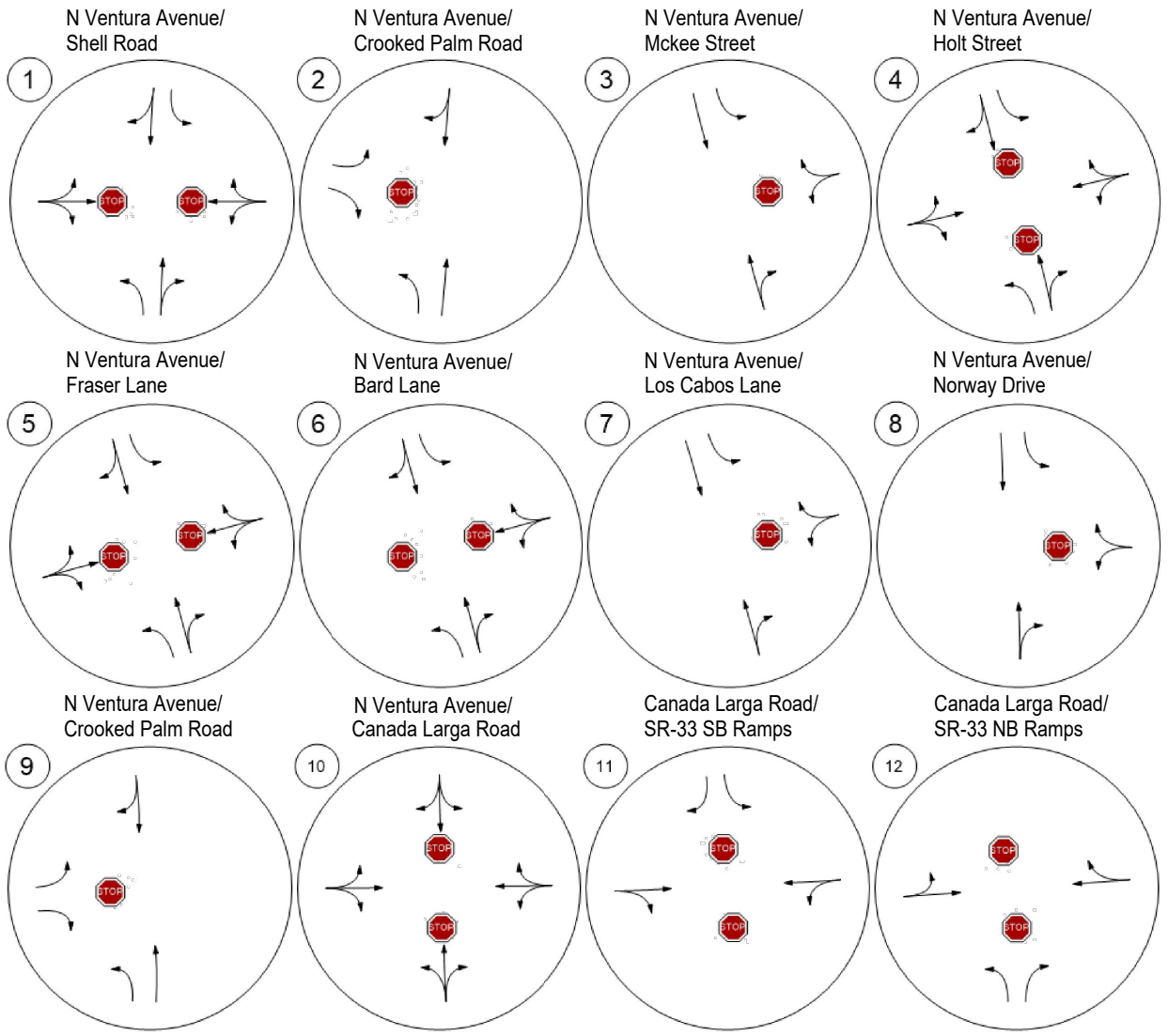

Exhibit 3: Lane Geometry and Intersection Controls

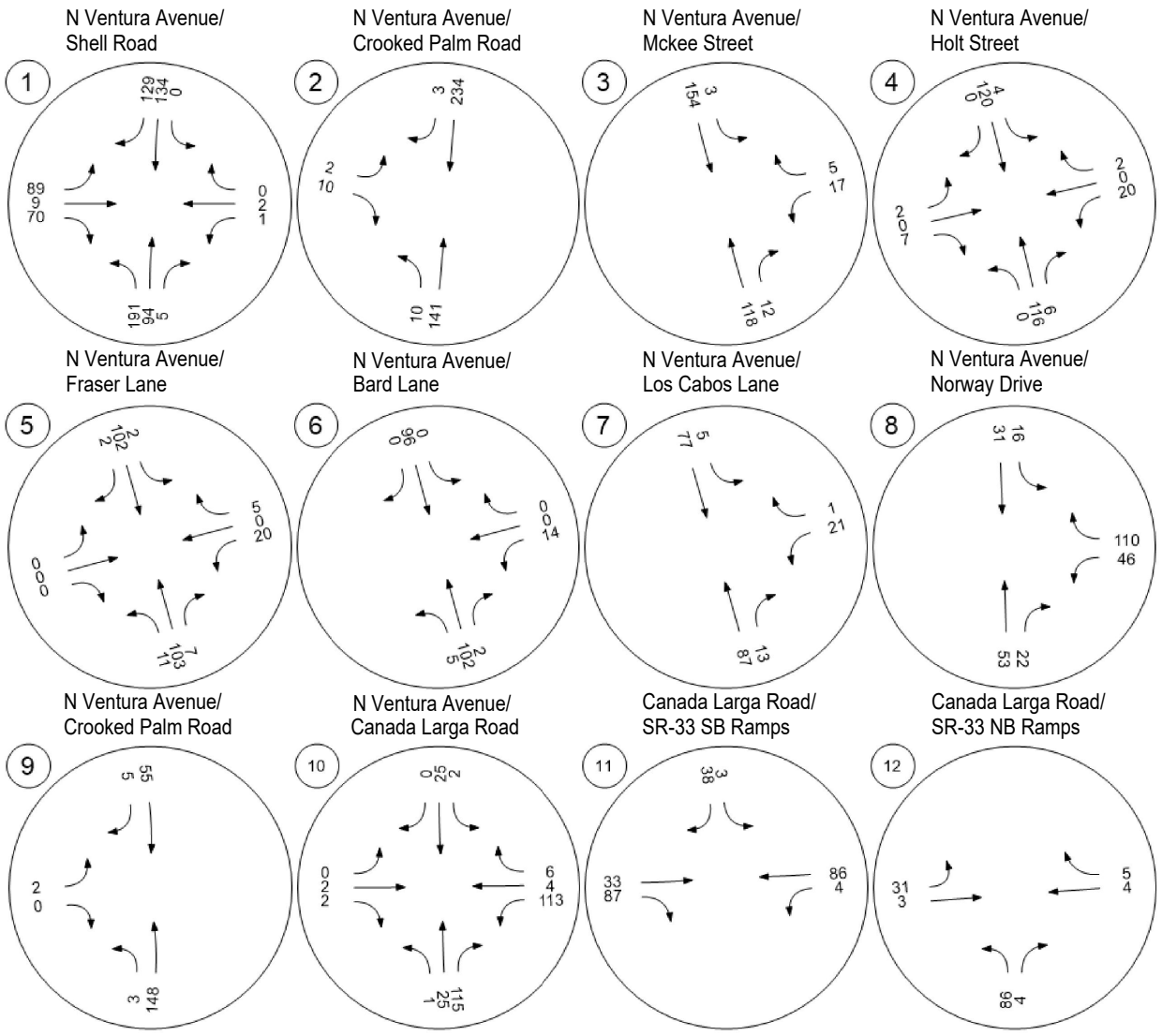

Exhibit 4: Existing AM Peak Hour Volumes

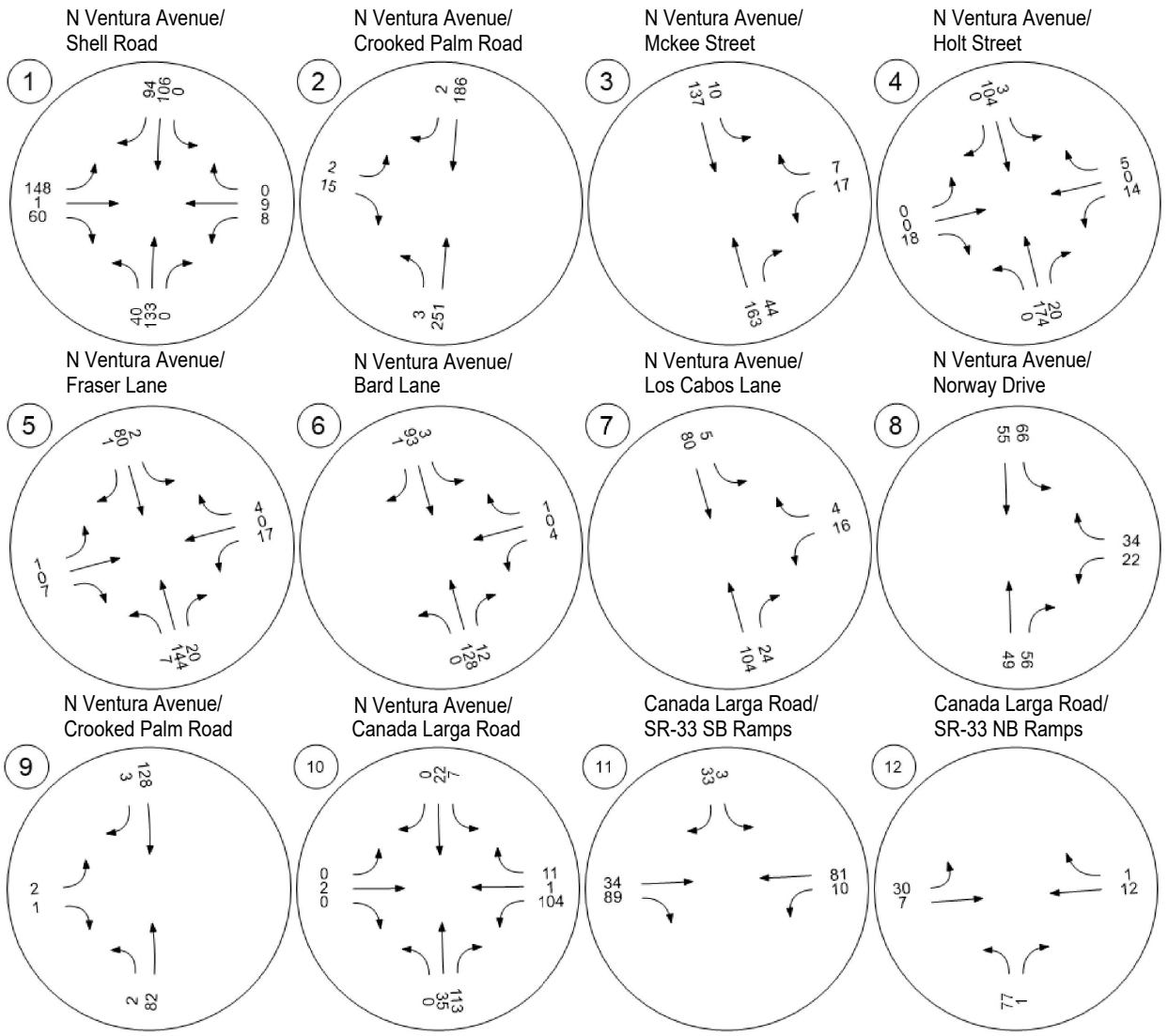

Exhibit 5: Existing PM Peak Hour Volumes

4.0 PROPOSED PROJECT

4.1 PROJECT DESCRIPTION

The proposed project consists of 328 multi-family residential dwelling units. The primary site entrance will be established through two full-access driveways on N Ventura Avenue. Additionally an emergency access only, gated access is scheduled for construction on Floral Drive, located south of Bounds Road. This road will be gated and access only available if first responders open the gate. The site is currently zoned as agriculture and classified as low density residential in the Ventura County General Plan Land Use Plan. The project site is currently occupied by agriculture.

The proposed project is anticipated to be built and generating trips in 2024. **Exhibit 2** previously showed the proposed project site plan.

4.2 PROJECT TRIP GENERATION

Trip generation represents the amount of traffic, both inbound and outbound, produced by a development. Determining trip generation for a proposed project is based on projecting the amount of traffic that the specific land uses being proposed will produce. Industry standard *Institute of Transportation Engineers (ITE) Trip Generation Manual (11th Edition, 2021)* trip generation rates were used to determine trip generation of for most of the proposed project land uses.

Table 7 summarizes the projected AM peak hour, PM peak hour and daily trip generation of the proposed project. The proposed project is projected to generate 2,211 daily trips, 131 AM peak hour trips, and 167 PM peak hour trips.

Table 7

Proposed Project Trip Generation

Proposed Land Use[1]	Qty	Unit[2]	Daily Trips (ADTs)		AM Peak Hour					PM Peak Hour				
			Rate	Volume	Rate	In:Out Split	Volume			Rate	In:Out Split	Volume		
							In	Out	Total			In	Out	Total
Multifamily Housing (Low-Rise)	328	DU	6.74	2,211	0.40	24:76	31	100	131	0.51	63:37	105	62	167
Total				2,211			31	100	131			105	62	167

1: Rates from ITE Trip Generation 11th Edition, 2021(Land Use 220)
2: DU = Dwelling Units

4.3 PROJECT TRIP DISTRIBUTION

Projecting trip distribution involves the process of identifying probable destinations and traffic routes that will be utilized by the proposed project's traffic. The potential interaction between the proposed land use and surrounding regional access routes are considered to identify the probable routes onto which project

traffic would distribute. The projected trip distribution for the proposed project is based on anticipated travel patterns to and from the project site.

Exhibit 6 shows the projected trip distribution of proposed project trips.

4.4 PROJECT TRIP DISTRIBUTION

Guidelines require that other reasonably foreseeable development projects which are either approved or are currently being processed in the study area also be included as part of a cumulative analysis scenario. A list of cumulative projects was developed for this analysis through consultation with County staff, and obtainment of current development status reports. **Exhibit 7** shows a list of approved cumulative projects was provided by Ventura County. A summary of the cumulative projects land uses is shown in **Table 8**.

Table 8
Cumulative Project Trip Generation

Project	Land Use[1]	ITE Code	Qty	Unit[3]	Daily		AM Peak Hour					PM Peak Hour				
					Rate	Volume	Rate	In:Out Split	Volume			Rate	In:Out Split	Volume		
									In	Out	Total			In	Out	Total
1. PL21-0008	Museum	580	0.96	TSF	2.80	3	0.28	86:14	1	0	1	0.18	16:84	1	1	2

1: Trip generation and pass-by rates from ITE Trip Generation (11th Edition, 2021).

2: TSF = Thousand Square Feet.

3: Daily Rate was determined by using the highest rate (AM) as 10% of the daily rate.

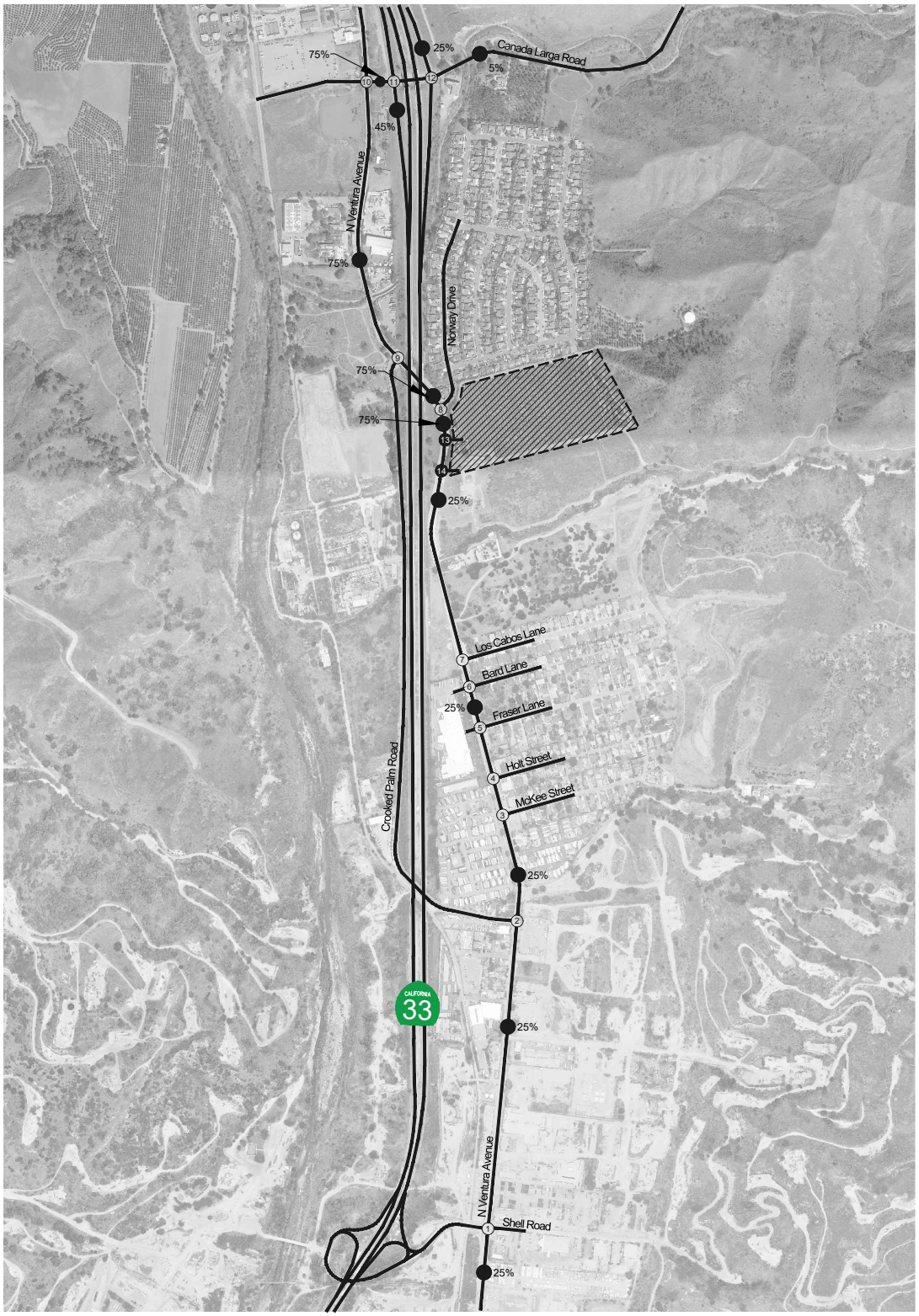

Legend:

(#)	Study Intersection Location
	Project Site
XX%	Percent Trip Distribution

Exhibit 6: Project Trip Distribution at Study Intersection

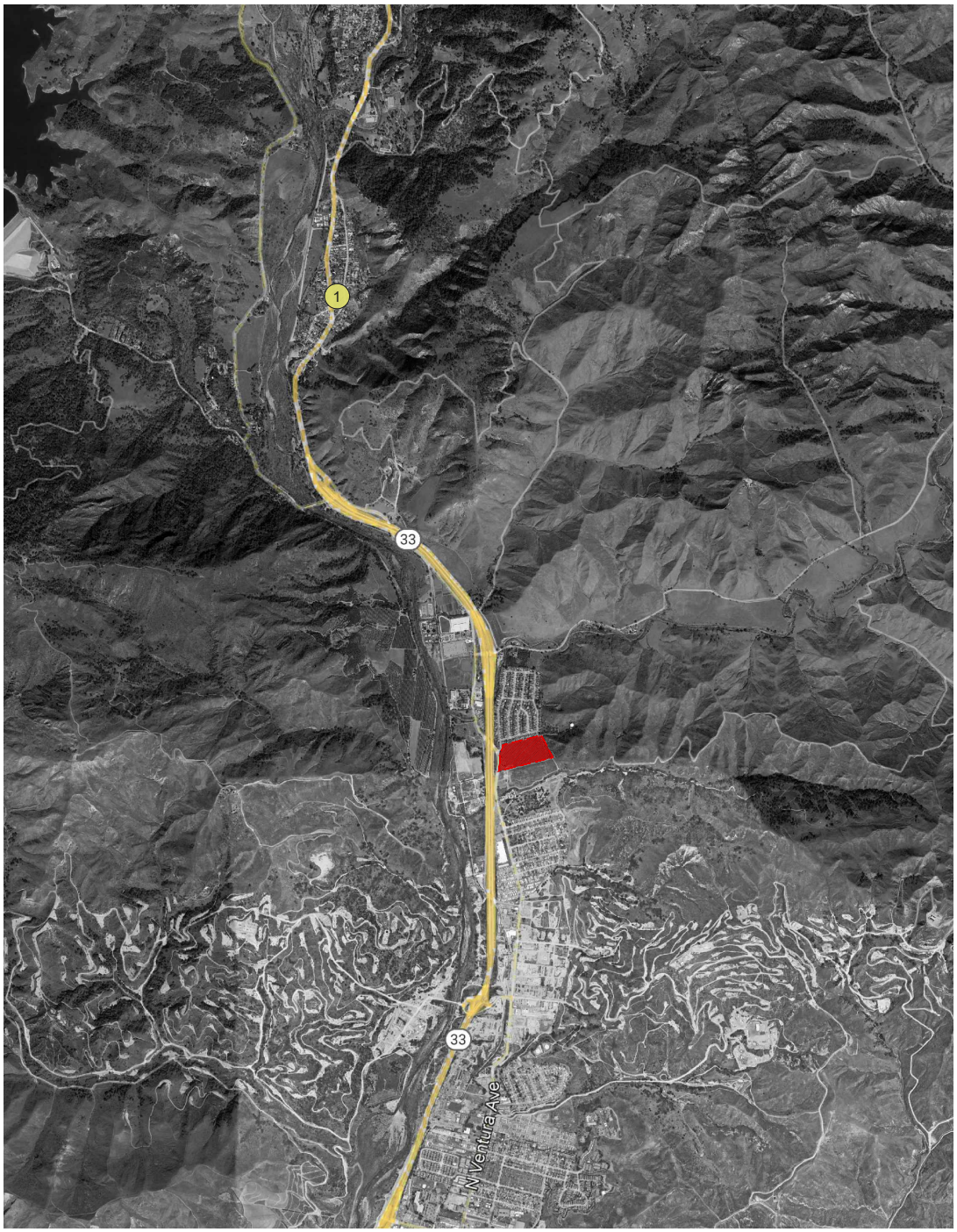

Legend:

X Approximate Cumulative Project Location

Project Site

Exhibit 7: Cumulative Project Map

5.0 OPENING YEAR (2024) CONDITIONS (EAC)

Opening Year (2024) Conditions (EAC) traffic conditions analysis is intended identify baseline conditions in the near-term with cumulative projects and without the proposed project.

5.1 ROADWAY IMPROVEMENTS

The lane configurations and traffic controls assumed to be in place for the *EAC* scenario are consistent with those previously shown in **Exhibit 3**.

5.2 EAC TRAFFIC VOLUMES

EAC volumes do not include background traffic. Since the proposed project is expected to be built and generating trips in 2024, EAC volumes include a growth rate of 2% per year for one year, applied to existing volumes. The cumulative projects were provided by Ventura County staff which were added to the analysis. **Exhibit 8** and **Exhibit 9** shows *EAC* AM and PM peak hour volumes at the study intersections.

Opening Year (2024) Volumes = (Existing (2023) Counts * 1.02^1) + Cumulative Volumes.

5.3 EAC INTERSECTION LEVEL OF SERVICE ANALYSIS

EAC conditions AM and PM peak hour intersection analysis is shown in **Table 9**. HCM analysis sheets are provided in **Appendix C.**

Table 9

Intersection Analysis – EAC Conditions

Intersection			Control Type	Peak Hour	EAC Conditions	
					Delay[1]	LOS
1	Ventura Avenue	Shell Road	TWSC	AM	22.9	C
				PM	14.5	B
2	Ventura Avenue	Crooked Palm Road	TWSC	AM	10.3	B
				PM	10.3	B
3	Ventura Avenue	Mckee Street	TWSC	AM	10.6	B
				PM	11.1	B
4	Ventura Avenue	Holt Street	TWSC	AM	10.3	B
				PM	11.2	B
5	Ventura Avenue	Fraser Lane	TWSC	AM	9.9	A
				PM	10.1	B
6	Ventura Avenue	Bard Lane	TWSC	AM	10.3	B
				PM	10.3	B
7	Ventura Avenue	Los Cabos Lane	TWSC	AM	9.8	A
				PM	9.9	A
8	Ventura Avenue	Norway Drive	TWSC	AM	10.4	B
				PM	10.8	B
9	Ventura Avenue	Crooked Palm Road	TWSC	AM	10.0	B
				PM	9.8	A
10	Ventura Avenue	Canada Larga Road	TWSC	AM	13.5	B
				PM	12.5	B
11	SR-33 SB Ramps	Canada Larga Road	TWSC	AM	9.9	A
				PM	9.7	A
12	SR-33 NB Ramps	Canada Larga Road	TWSC	AM	9.6	A
				PM	9.6	A

Note: TWSC = Two-Way Stop-Control, Delay shown in seconds per vehicle.

1 = Per the Highway Capacity Manual 7th Edition, overall average delay and LOS are shown for intersections with two-or-two-way stop-control, the delay and LOS for the worst individual movement is shown.

Table 9 the study intersections are projected to continue to operate at an acceptable LOS during the AM and PM peak hours for *EAC* conditions.

5.4 EAC CONDITIONS ROADWAY SEGMENT ANALYSIS

The roadway level of service analysis was conducted based on the roadway capacities presented previously in this report. The results of the roadway analysis for Existing Conditions are shown on **Table 10**. The Table indicates that the study roadway segment will continue operating at an acceptable level of service.

Table 10

Roadway Segment – EAC Conditions

Roadway	Segment	Road Class	LOS E Capacity	EAC ADT	V/C	LOS
Canada Larga	Between Ventura and Weldon Canyon	II	21,000	1,455	0.069	A
N Ventura Avenue	Between Canada Larga and Crooked Palm	II	21,000	3,175	0.151	A
N Ventura Avenue	Between Norway and Los Cabos	II	21,000	2,127	0.101	A

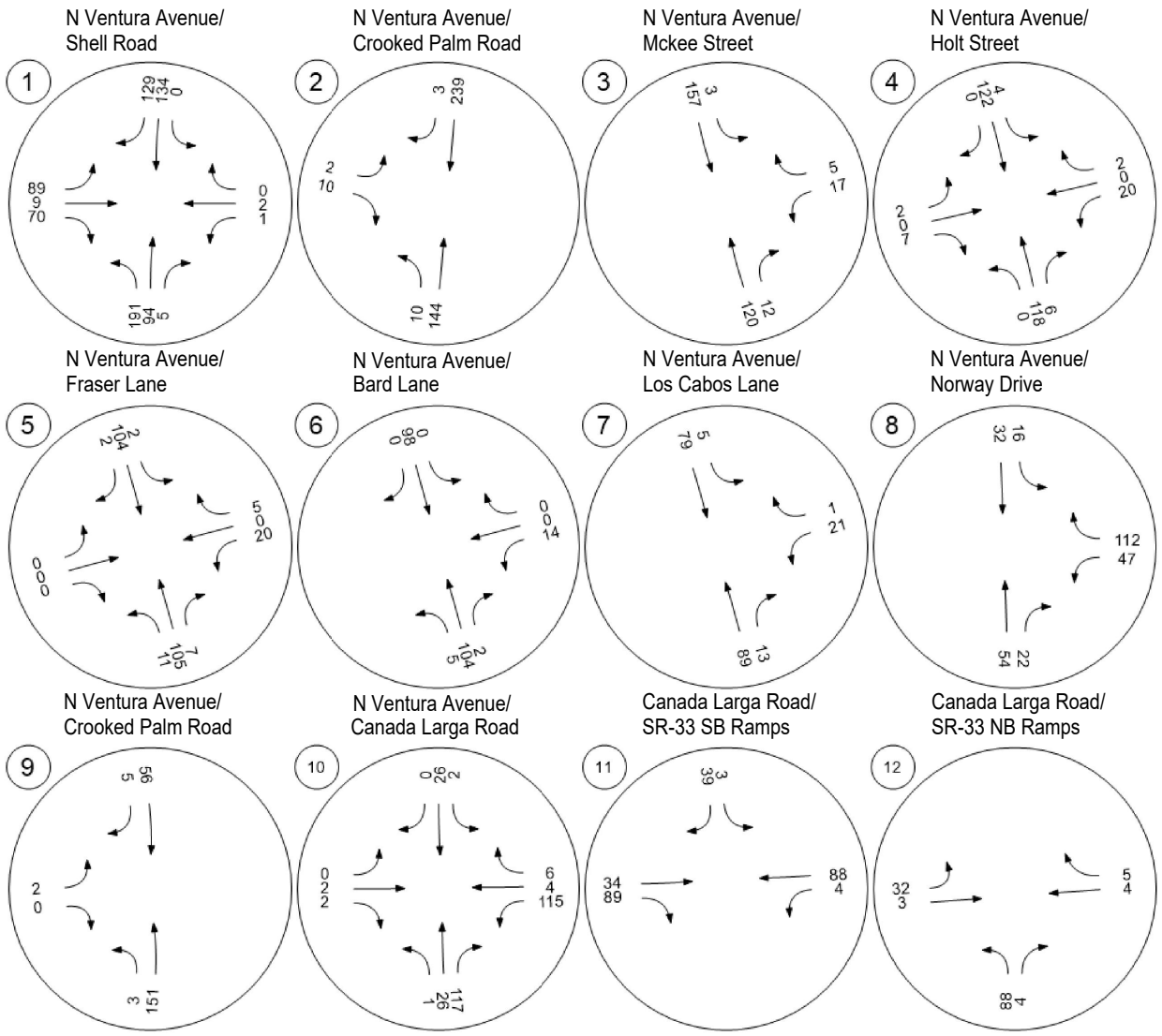

Exhibit 8: Opening Year (2024) (EAC) AM Peak Hour Volumes

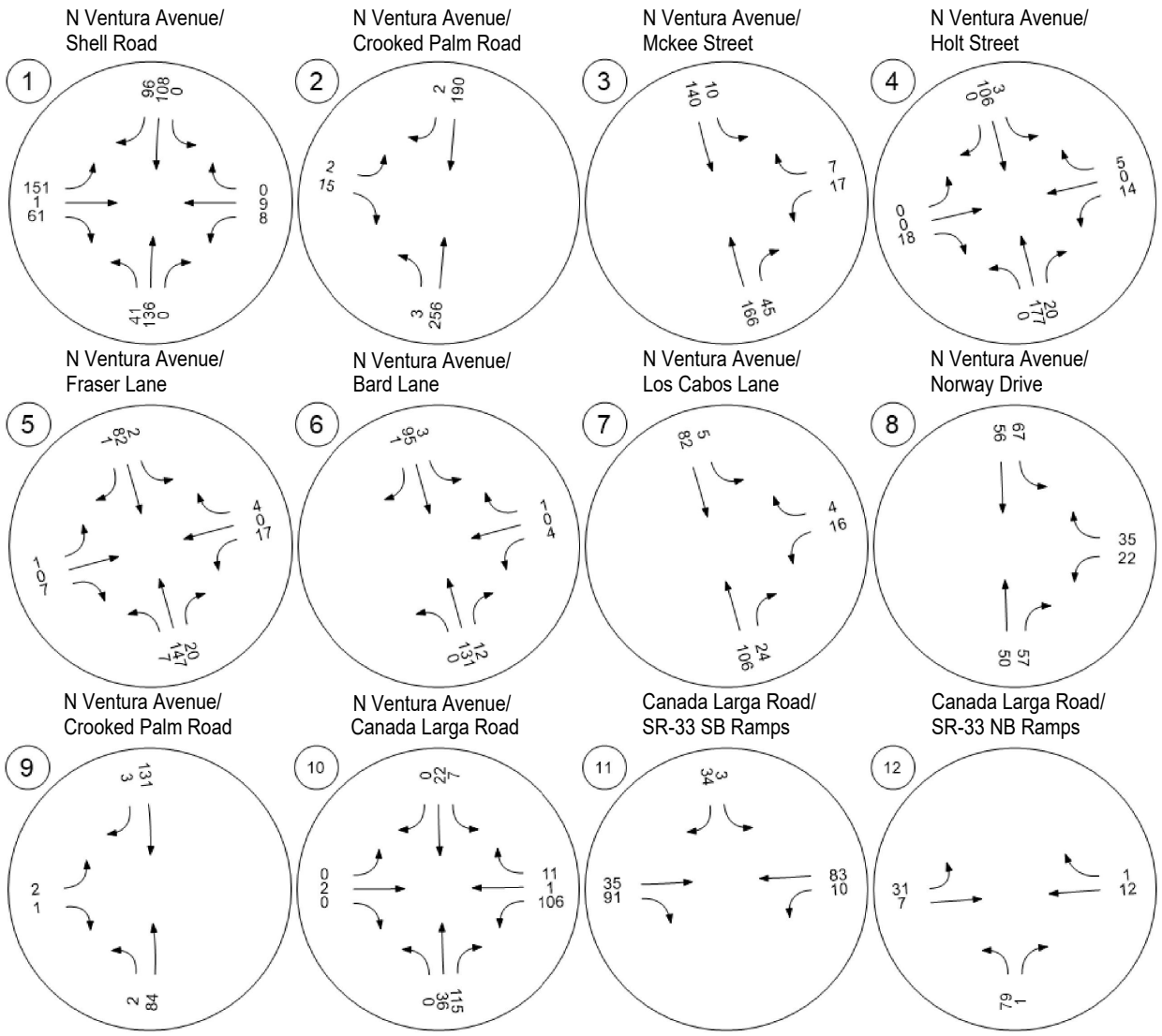

Exhibit 9: Opening Year (2024) (EAC) PM Peak Hour Volumes

6.0 OPENING YEAR (2024) PLUS PROJECT CONDITIONS (EACP)

Opening Year (2024) plus Project (EACP) traffic conditions analysis is intended to identify the project-related impacts on both the existing and planned near-term circulation system.

6.1 ROADWAY IMPROVEMENTS

The lane configurations and traffic controls assumed to be in place for the *Opening Year (2024) plus project* scenario are consistent with those previously shown in **Exhibit 3**. A conceptual striping plan showing site access into the project is presented in **Exhibit 10**

6.2 EACP TRAFFIC VOLUMES

EACP volumes include background traffic plus the addition of traffic projected to be generated by nearby cumulative projects. Since the proposed project is expected to be built and generating trips in 2024 *EACP* volumes include a growth rate of 2% for one year, applied to existing volumes. The Ventura County cumulative projects were added to the analysis. **Exhibit 11** and **Exhibit 12** shows *EACP* AM and PM peak hour volumes at the study intersections.

Opening Year (2024) plus Project Volumes = (Existing (2023) Counts * 1.02^2) + Cumulative Projects + Project Volumes .

6.3 EACP INTERSECTION LEVEL OF SERVICE ANALYSIS

Opening Year (2024) plus Project traffic conditions AM and PM peak hour intersection analysis is shown in **Table 11** *H*CM analysis sheets are provided in ***Appendix C***.

Table 11

Intersection Analysis – Opening Year (2024) Plus Project Traffic (EACP) Conditions

Intersection			Control Type	Peak Hour	EAC Conditions		EACP Conditions		Change	Deficient?
					Delay[1]	LOS	Delay[1]	LOS		
1	Ventura Avenue	Shell Road	TWSC	AM	22.9	C	24.5	C	1.6	No
				PM	14.5	B	15.4	C	0.9	No
2	Ventura Avenue	Crooked Palm Road	TWSC	AM	10.3	B	10.5	B	0.2	No
				PM	10.3	B	10.5	B	0.2	No
3	Ventura Avenue	Mckee Street	TWSC	AM	10.6	B	10.9	B	0.3	No
				PM	11.1	B	11.5	B	0.4	No
4	Ventura Avenue	Holt Street	TWSC	AM	10.3	B	10.6	B	10.3	No
				PM	11.2	B	11.7	B	0.5	No
5	Ventura Avenue	Fraser Lane	TWSC	AM	9.9	A	10.2	B	0.2	No
				PM	10.1	B	10.3	B	0.2	No
6	Ventura Avenue	Bard Lane	TWSC	AM	10.3	B	10.6	B	0.4	No
				PM	10.3	B	10.7	B	0.4	No
7	Ventura Avenue	Los Cabos Lane	TWSC	AM	9.8	A	10.1	B	0.3	No
				PM	9.9	A	10.2	B	0.3	No
8	Ventura Avenue	Norway Drive	TWSC	AM	10.4	B	11.6	B	1.2	No
				PM	10.8	B	12.0	B	1.2	No
9	Ventura Avenue	Crooked Palm Road	TWSC	AM	10.0	B	11.0	B	1.0	No
				PM	9.8	A	10.8	B	1.0	No
10	Ventura Avenue	Canada Larga Road	TWSC	AM	13.5	B	16.1	C	2.6	No
				PM	12.5	B	16.4	C	3.9	No
11	SR-33 SB Ramps	Canada Larga Road	TWSC	AM	9.9	A	10.7	B	0.8	No
				PM	9.7	A	10.4	B	0.7	No
12	SR-33 NB Ramps	Canada Larga Road	TWSC	AM	9.6	A	10.3	B	0.5	No
				PM	9.6	A	10.5	B	0.9	No
13	Ventura Avenue	Project Driveway #1	TWSC	AM	-	-	10.6	B	-	No
				PM	-	-	11.0	B	-	No
14	Ventura Avenue	Project Driveway #2	TWSC	AM	-	-	10.3	B	-	No
				PM	-	-	10.7	B	-	No

Note: TWSC = Two-Way Stop-Control, Delay shown in seconds per vehicle.

1 = Per the Highway Capacity Manual 7th Edition, overall average delay and LOS are shown for intersections with two-or-two-way stop-control, the delay and LOS for the worst individual movement is shown.

As shown in **Table 11**, the study intersections are projected to continue to operate at an acceptable LOS during the AM and PM peak hours for *EACP* conditions.

6.4 EACP CONDITIONS ROADWAY SEGMENT ANALYSIS

The roadway level of service analysis was conducted based on the roadway capacities presented previously in this report. The results of the roadway analysis for Existing Conditions are shown on **Table 12.** The Table indicates that the study roadway segment will continue operating at an acceptable level of service.

Table 12
Roadway Segment – EACP Conditions

Roadway	Segment	Road Class	LOS E Capacity	EACP	V/C	LOS
Canada Larga	Between Ventura and Weldon Canyon	II	21,000	3,113	0.15	A
N Ventura Avenue	Between Canada Larga and Crooked Palm	II	21,000	4,833	0.23	A
N Ventura Avenue	Between Norway and Los Cabos	II	21,000	3,785	0.18	A

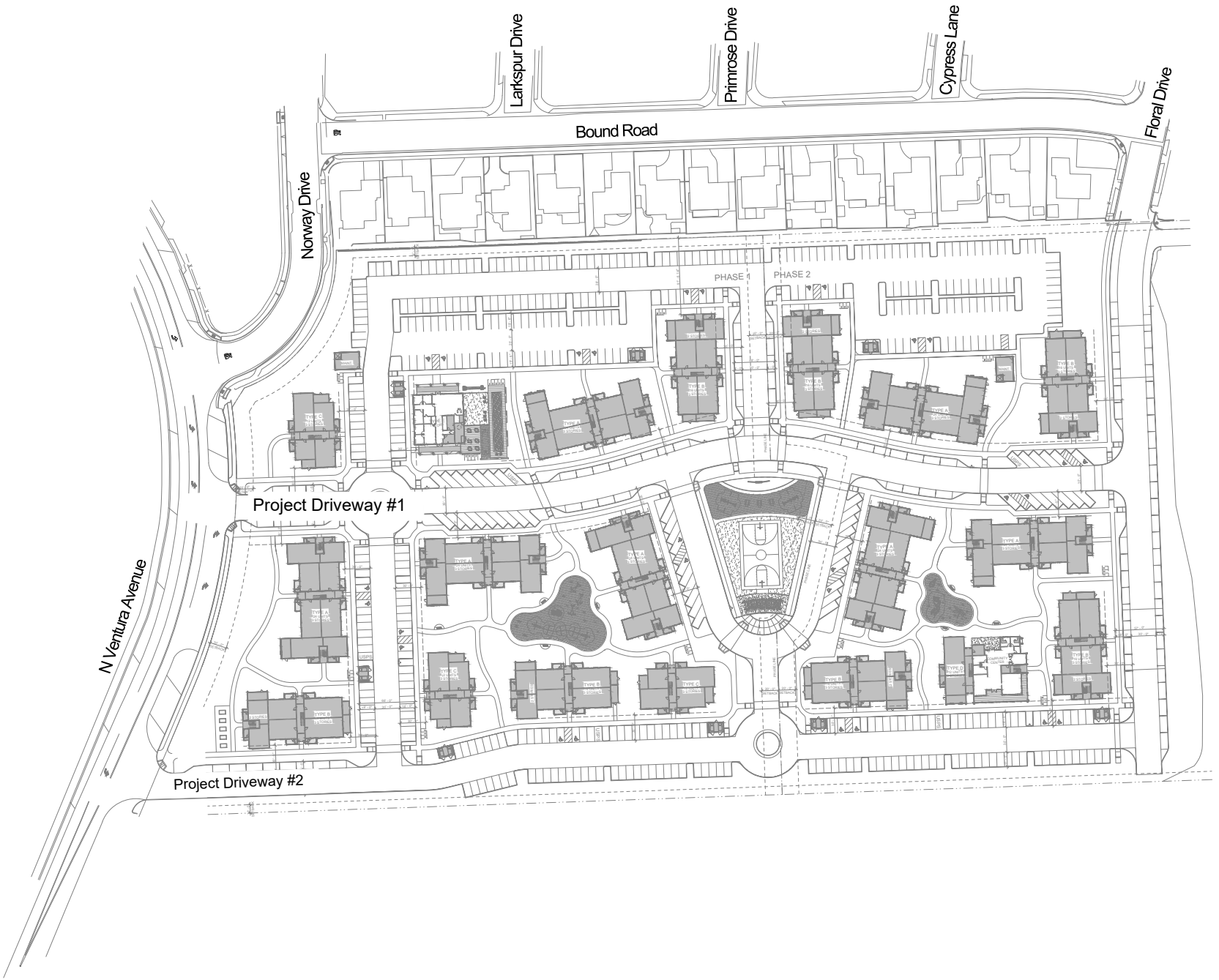

Exhibit 10: Conceptual Striping Plan

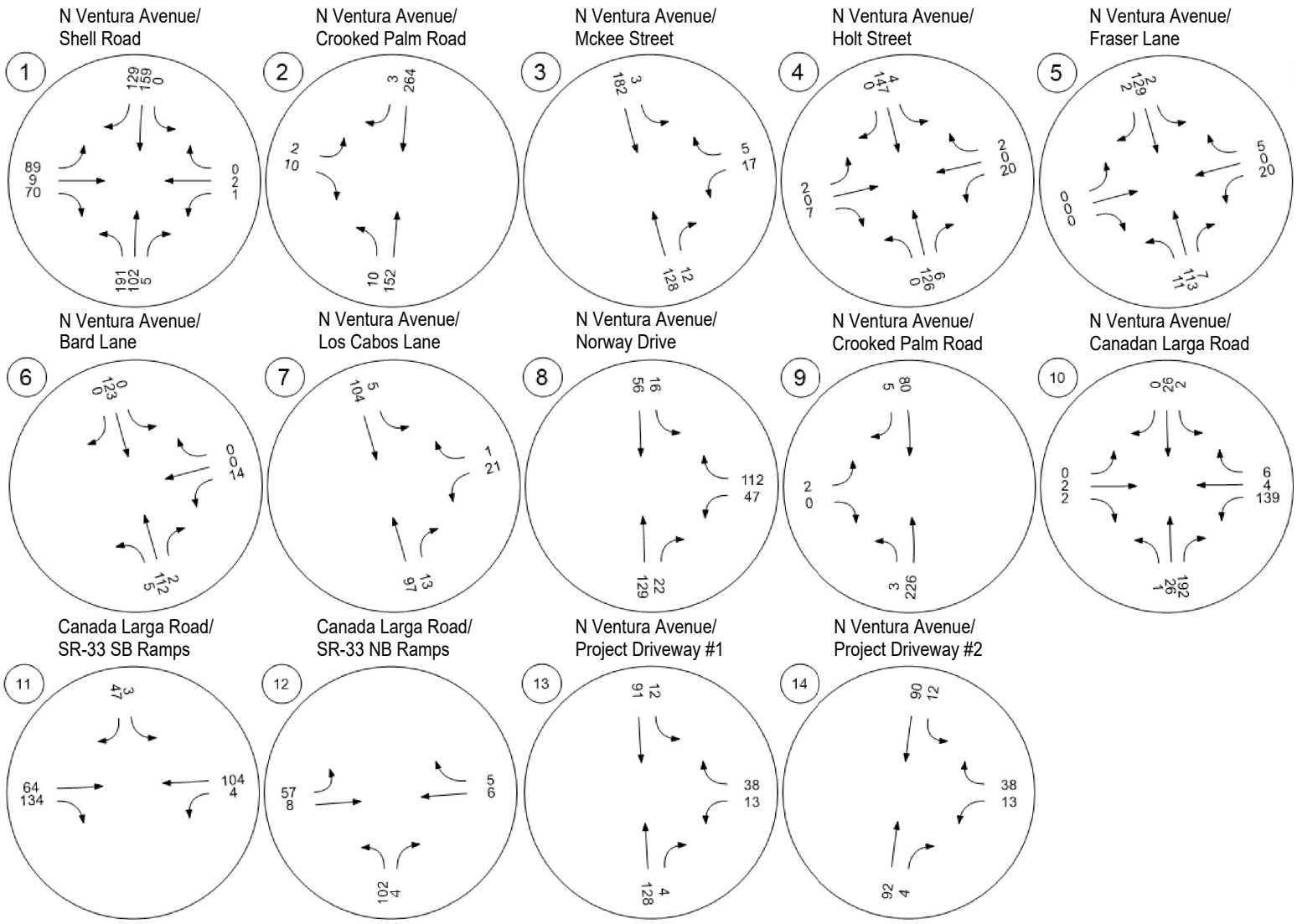

Exhibit 11: Opening Year (2024) Plus Project (EACP) AM Peak Hour Volumes

Not to Scale

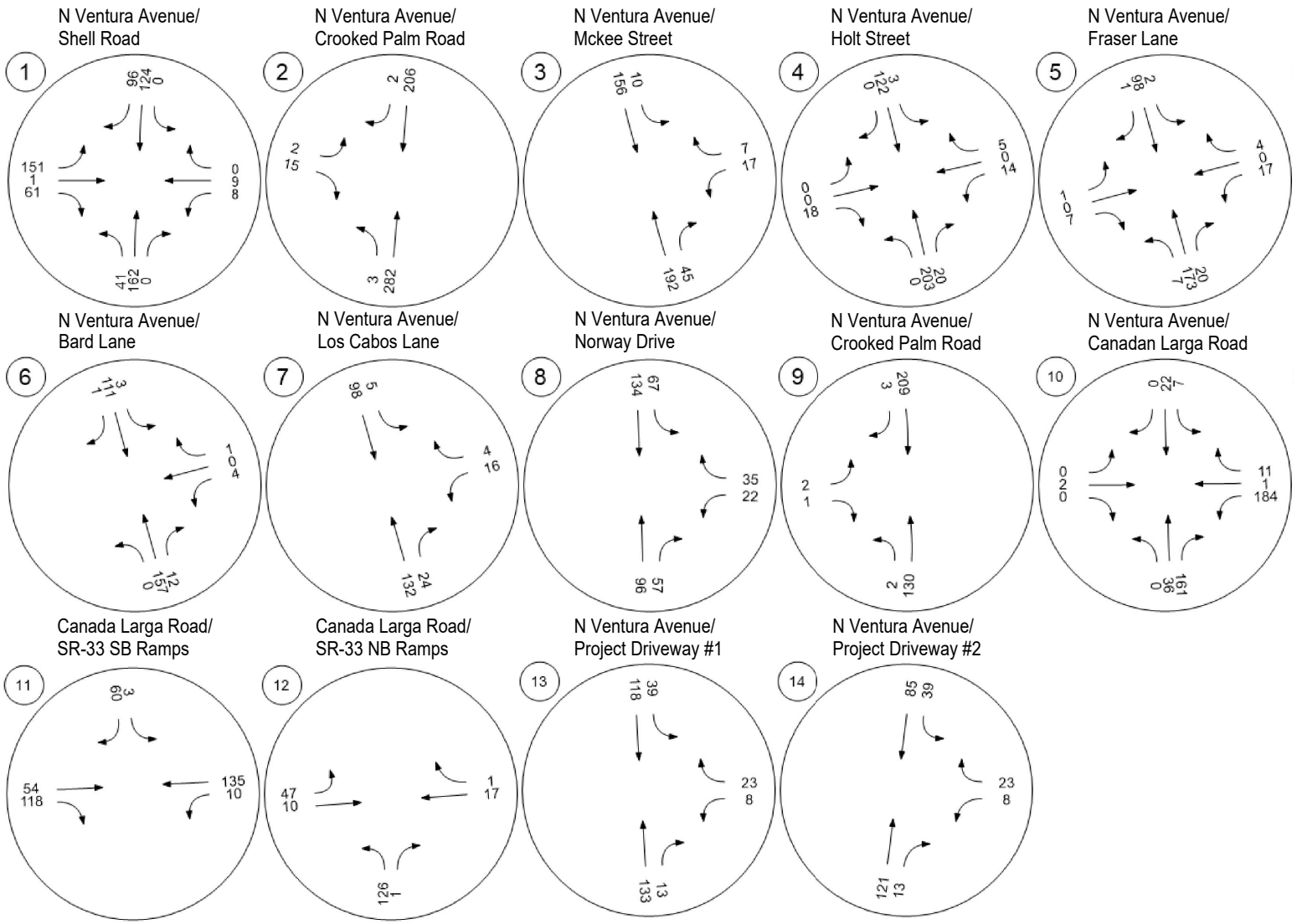

Exhibit 12: Opening Year (2024) Plus Project (EACP) PM Peak Hour Volumes

APPENDIX

APPENDIX A

SCOPING AGREEMENT AND CITY DOCS

APPROVED
By Gianfranco Laurie at 1:40 pm, Jan 20, 2023

Scoping Agreement for Traffic Impact Analysis

This form acknowledges the requirements for the traffic impact analysis of the following project. The analysis will follow the local jurisdiction's traffic impact analysis guidelines.

Project Case No:	
Project Name:	Ventura Ranch Farmworker Housing Community
Project Address:	4884 North Ventura Avenue, Ventura, CA
Project Description:	360 Multi-family dwelling unit

	Consultant	Applicant
Name:	TJW Engineering	Ventura Ranch Partners LLC.
Address:	9841 Irvine Center Drive, Suite 200	1672 Donlon Street
	Irvine, CA	Ventura, CA 93003
Telephone:	949-878-3509	(805) 654-6977
Email:	David@tjwengineering.com	Lisaw@jdscivil.com

Trip Generation Source: ITE Trip Generation Manual, 11th Edition (2021) LU Code 220

Current GP Land Use:		Proposed Land Use:	
Current Zoning:	Agricultural	Proposed Zoning:	Planned Development Permit

Is the project screened from LOS analysis? [X] Yes [ ] No

Justification:	Exempt per Housing Accountability Act. However, LOS analysis will be conducted for General Plan consistency

Is the project screened from VMT analysis? [X] Yes [ ] No

Justification:	Project provides affordable housing and is therefore exempt as outlined in the OPR Technical Advisory on Evaluating Transportation Impacts in CEQA (December 2018)

	Existing Trip Generation			Proposed Trip Generation		
	In	Out	Total	In	Out	Total
AM Trips				35	109	144
PM Trips				116	68	184
Daily						2,426

Internal Trip Capture: [ ] Yes [X] No _____ % Trip Discount

Pass-By Allowance: [ ] Yes [X] No _____ % Trip Discount

Trip Distribution: See attached exhibit

Project Build-out Year: 2024 Annual Ambient Growth Rate: 2%

Study Intersections:

1. N Ventura Ave / Shell Rd
2. N Ventura Ave / Crooked Palm Rd
3. N Ventura Ave / McKee St
4. N Ventura Ave / Holt St
5. N Ventura Ave / Fraser Ln
6. N Ventura Ave / Bard Ln
7. N Ventura Ave / Los Cabos Ln
8. N Ventura Ave / Norway Dr
9. N Ventura Ave / Crooked Palm Rd
10. N Ventura Ave / Los Cabos Ln
11. Canada Larga Rd / SR-33 SB Ramps
12. Canada Larga Rd / SR-33 NB Ramps
13.
14.

Study Roadway Segments:

1. N Ventura Ave south of Norway Dr
2. N Ventura Ave between Norway DR and Canada Larga Rd
3. Canada Larga Rd between N Ventura Ave and Weldon Cyn

Analysis Scenarios:

1. *Existing Traffic Conditions (Existing)*
2. *Opening Year (2024) Conditions (Existing + Ambient + Cumulative)*
3. *Opening Year (2024) plus Project Conditions (Existing + Ambient + Cumulative + Project)*
4.

Other Jurisdiction Analyzed? [ ] Yes [X] No Name of Jurisdiction: _____

Date of Traffic Counts: Will collect new counts

Additional Items to be Addressed:	TJW will provide a concept striping plan for the proposed access along N Ventura Ave. The striping plan would incorporate the anticipated driveway and roadway configuration demonstrating project site's access to and from the adjacent roadway.

Signatures:

Consultant's Representative	County (Approved By)
01/04/2023	
Date	Date

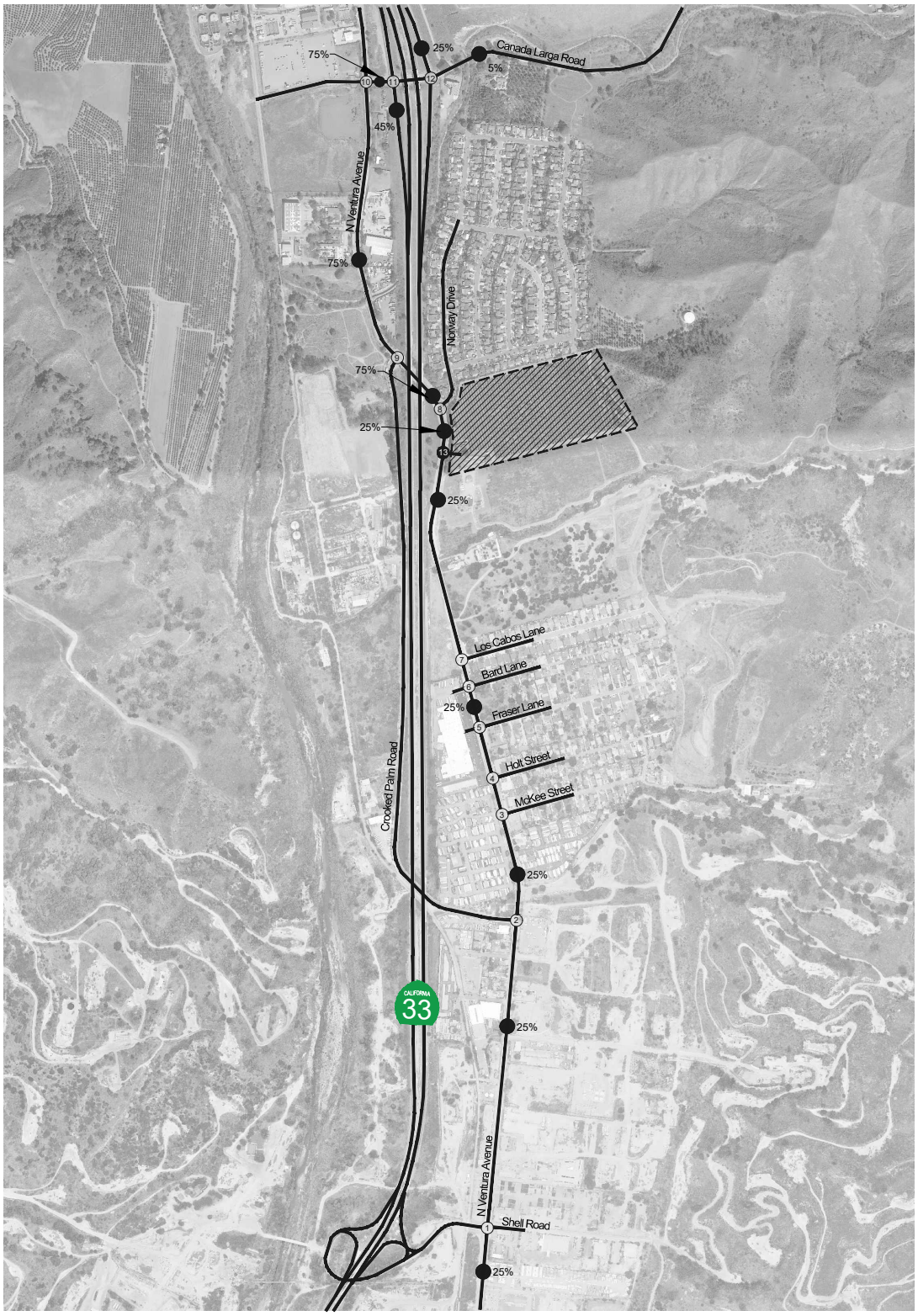

Legend:

(#)	Study Intersection Location
	Project Site
XX%	Percent Trip Distribution

Exhibit 1: Study Intersections and Roadway Segments

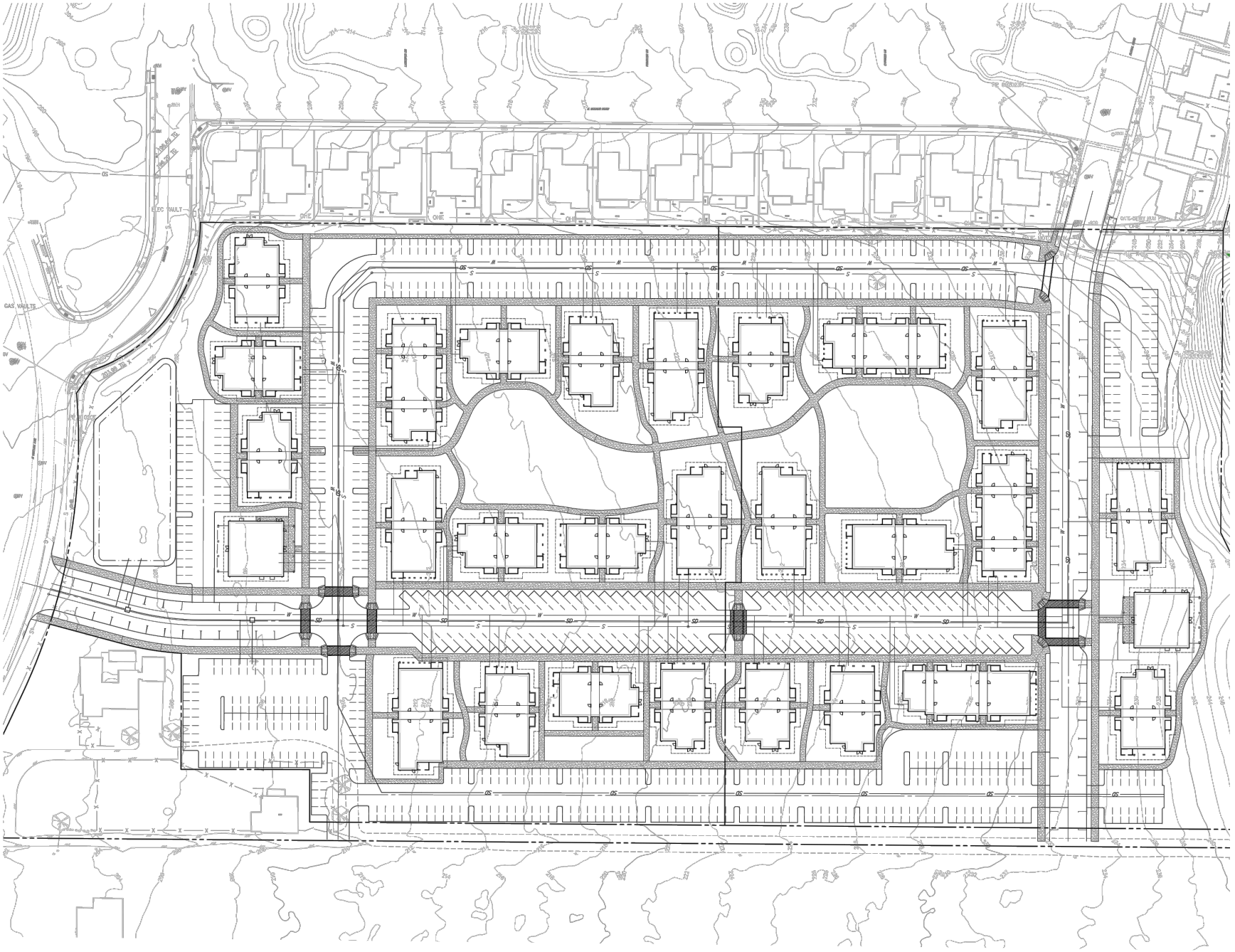

Exhibit 2: Proposed Site Plan

Table 1

Project Trip Generation

Proposed Land Use[1]	ITE Code	Qty	Unit[2]	Daily		AM Peak Hour					PM Peak Hour				
				Rate	Volume	Rate	In:Out Split	Volume			Rate	In:Out Split	Volume		
								In	Out	Total			In	Out	Total
Multifamily Housing (Low-Rise), Not Close to Rail	220(1)	360.00	DU	6.74	2,426	0.4	24:76	35	109	144	0.51	63:37	116	68	184

1: Trip generation and pass-by rates from ITE Trip Generation (11th Edition, 2021).

2: DU = Dwelling Units

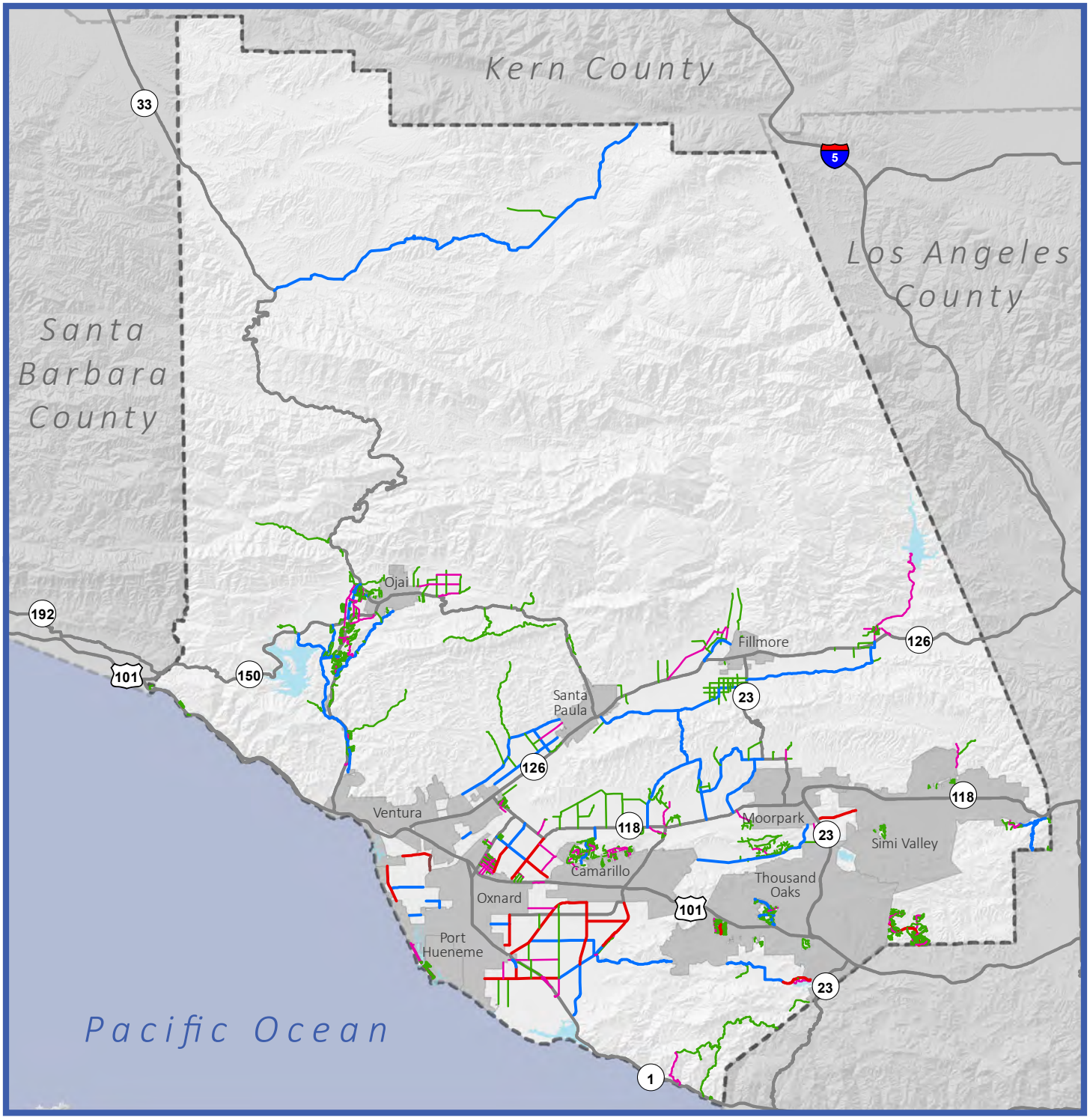

Ventura County 2040 General Plan

Figure 6-1:
Ventura County Roadway Functional Classification

Map Date: November 14, 2016

Source: Ventura County, 2016; California Department of Transportation, 2007; USGS, 2013.

0 7.5 15 Miles

N

Street Class

- Freeways and Expressways
- Primary
- Secondary
- Collector
- Minor
- Local

- Water Bodies
- Cities

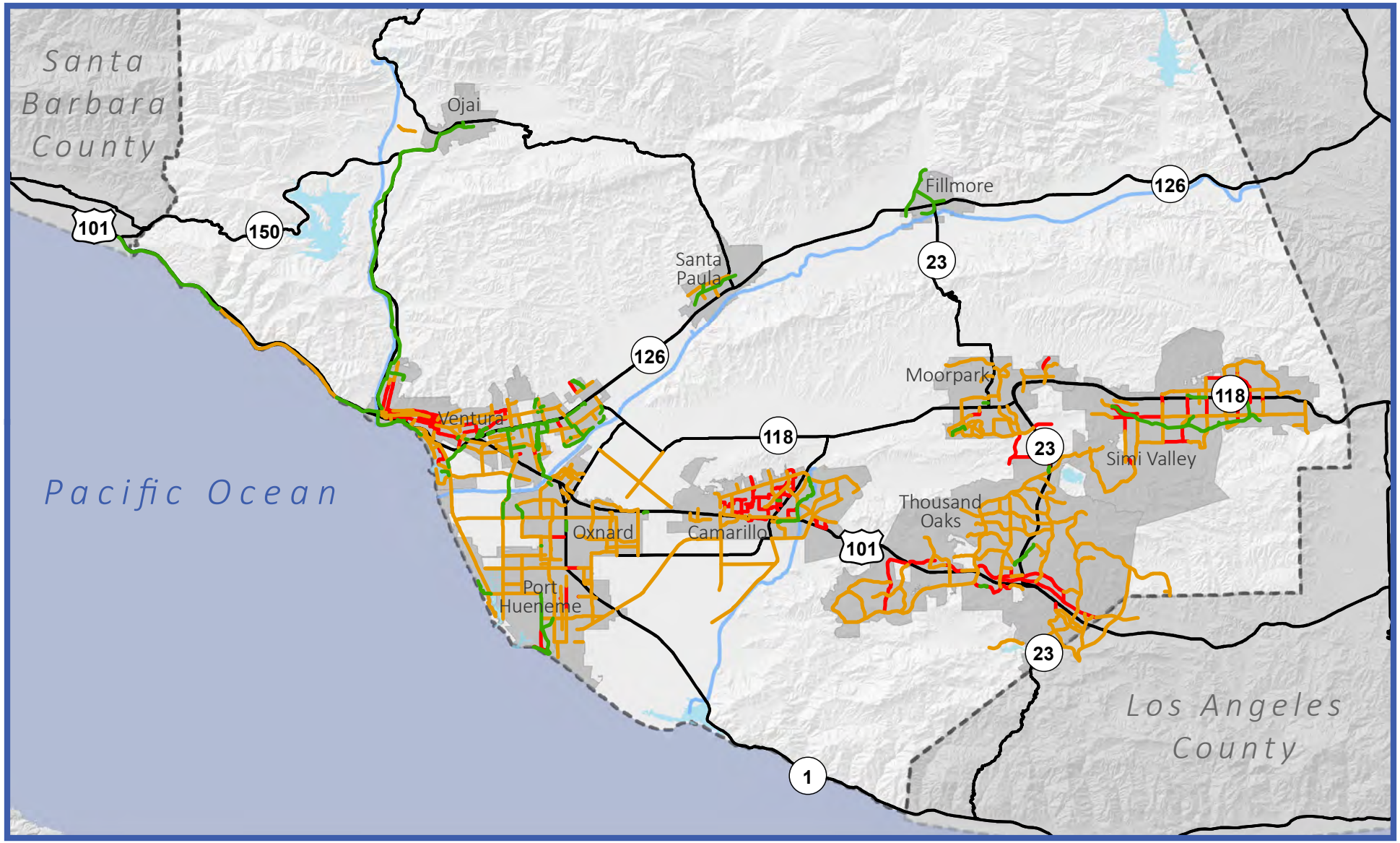

Figure 6-7:
Existing Ventura County Bikeways

Map Date: November 17, 2016
Source: Ventura County, 2016; California Department of Transportation, 2007; USGS, 2013.

0 5 10 Miles

N

Class
Class I
Class II
Class III
Major Roadways
Major Waterways
Water Bodies
Cities

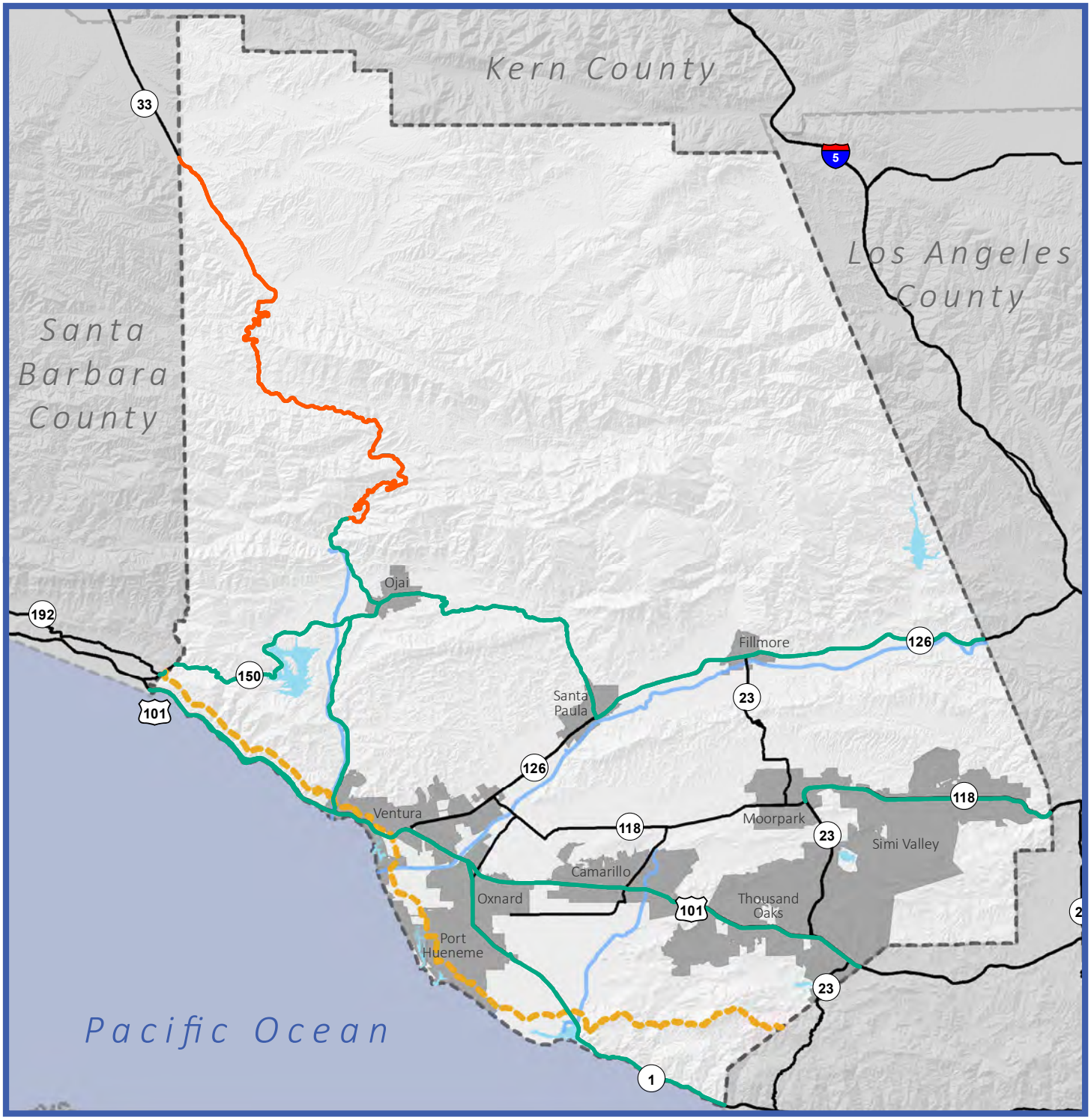

Ventura County 2040 GENERAL PLAN

Figure 6-5
Scenic State Highways

Map Date: July 19, 2016

Source: Ventura County, 2016; California Department of Transportation, 2007; USGS, 2013.

0 7.5 15 Miles

N

Scenic Highway Status

- Official State
- Eligible State

- Coastal Zone
- Major Roadways
- Major Waterways
- Water Bodies
- Cities

APPENDIX B

EXISTING TRAFFIC COUNTS

Tuesday, March 7, 2023 | CITY: Ventura | PROJECT: SC3865

ADT1 Canada Larga between Ventura and Weldon Canyon | **PREPARED BY: AimTD LLC. tel: 714 253 7888**

AM Period	EB		WB			PM Period	EB		WB		
0:00	1		3			12:00	12		17		
0:15	0		1			12:15	8		13		
0:30	0		2			12:30	4		14		
0:45	0	1	1	7	8	12:45	15	39	14	58	97
1:00	0		1			13:00	7		12		
1:15	0		1			13:15	8		7		
1:30	1		0			13:30	7		15		
1:45	0	1	0	2	3	13:45	6	28	14	48	76
2:00	1		0			14:00	10		9		
2:15	0		0			14:15	9		19		
2:30	0		2			14:30	5		17		
2:45	0	1	1	3	4	14:45	14	38	26	71	109
3:00	1		0			15:00	10		17		
3:15	0		1			15:15	12		18		
3:30	0		2			15:30	9		19		
3:45	0	1	1	4	5	15:45	11	42	16	70	112
4:00	0		1			16:00	5		16		
4:15	1		1			16:15	14		18		
4:30	1		1			16:30	6		14		
4:45	0	2	1	4	6	16:45	12	37	19	67	104
5:00	1		1			17:00	7		22		
5:15	0		4			17:15	8		28		
5:30	2		4			17:30	10		23		
5:45	0	3	3	12	15	17:45	7	32	15	88	120
6:00	0		8			18:00	9		24		
6:15	8		9			18:15	1		17		
6:30	4		9			18:30	7		18		
6:45	7	19	16	42	61	18:45	4	21	12	71	92
7:00	7		7			19:00	0		11		
7:15	11		12			19:15	1		12		
7:30	12		8			19:30	1		5		
7:45	13	43	18	45	88	19:45	0	2	11	39	41
8:00	4		22			20:00	2		11		
8:15	9		25			20:15	0		12		
8:30	7		26			20:30	2		4		
8:45	5	25	30	103	128	20:45	1	5	5	32	37
9:00	4		15			21:00	1		7		
9:15	9		11			21:15	1		2		
9:30	12		11			21:30	0		4		
9:45	3	28	16	53	81	21:45	1	3	4	17	20
10:00	3		13			22:00	0		9		
10:15	4		10			22:15	0		3		
10:30	5		7			22:30	1		3		
10:45	5	17	7	37	54	22:45	3	4	5	20	24
11:00	4		14			23:00	0		6		
11:15	8		11			23:15	0		2		
11:30	8		14			23:30	0		3		
11:45	5	25	21	60	85	23:45	0	0	4	15	15
Total Vol.		166		372	**538**		251		596		**847**

Daily Totals

EB	WB	Combined
417	968	**1385**

	AM			PM		
Split %	30.9%	69.1%	**38.8%**	29.6%	70.4%	**61.2%**
Peak Hour	7:00	8:00	**8:00**	14:45	16:45	**16:45**
Volume	43	103	**128**	45	92	**129**
P.H.F.	0.83	0.86	**0.91**	0.86	0.82	**0.90**

Wednesday, March 08, 2023 CITY: Ventura PROJECT: SC3865

ADT1 Canada Larga between Ventura and Weldon Canyon **PREPARED BY: AimTD LLC. tel: 714 253 7888**

AM Period	EB		WB			PM Period	EB		WB		
0:00	0		6			12:00	11		15		
0:15	0		3			12:15	8		20		
0:30	1		0			12:30	9		15		
0:45	0	1	0	9	10	12:45	16	44	9	59	103
1:00	0		1			13:00	9		18		
1:15	0		0			13:15	4		22		
1:30	0		0			13:30	10		15		
1:45	1	1	2	3	4	13:45	12	35	16	71	106
2:00	0		1			14:00	6		9		
2:15	0		0			14:15	6		26		
2:30	0		0			14:30	12		14		
2:45	0	0	3	4	4	14:45	11	35	14	63	98
3:00	0		1			15:00	8		18		
3:15	0		0			15:15	8		24		
3:30	0		0			15:30	13		20		
3:45	1	1	1	2	3	15:45	8	37	22	84	121
4:00	1		2			16:00	7		23		
4:15	0		1			16:15	10		22		
4:30	2		1			16:30	8		25		
4:45	0	3	2	6	9	16:45	8	33	29	99	132
5:00	0		4			17:00	7		15		
5:15	2		4			17:15	11		19		
5:30	2		8			17:30	11		17		
5:45	2	6	4	20	26	17:45	5	34	30	81	115
6:00	4		7			18:00	7		10		
6:15	6		10			18:15	11		19		
6:30	8		8			18:30	5		17		
6:45	7	25	13	38	63	18:45	5	28	14	60	88
7:00	3		9			19:00	2		8		
7:15	8		16			19:15	3		9		
7:30	16		12			19:30	1		14		
7:45	19	46	21	58	104	19:45	4	10	11	42	52
8:00	5		27			20:00	2		5		
8:15	10		24			20:15	0		8		
8:30	8		27			20:30	1		4		
8:45	9	32	25	103	135	20:45	1	4	10	27	31
9:00	11		23			21:00	2		4		
9:15	13		15			21:15	1		6		
9:30	4		9			21:30	5		4		
9:45	6	34	8	55	89	21:45	0	8	2	16	24
10:00	9		8			22:00	0		2		
10:15	4		15			22:15	1		6		
10:30	5		8			22:30	0		2		
10:45	8	26	12	43	69	22:45	1	2	8	18	20
11:00	8		11			23:00	3		5		
11:15	9		17			23:15	0		3		
11:30	11		12			23:30	1		1		
11:45	7	35	15	55	90	23:45	1	5	5	14	19
Total Vol.		210		396	**606**			275		634	**909**

Daily Totals

EB	WB	Combined
485	1030	**1515**

	AM			PM		
Split %	34.7%	65.3%	**40.0%**	30.3%	69.7%	**60.0%**
Peak Hour	7:30	8:00	**7:45**	12:00	16:00	**16:00**
Volume	50	103	**141**	44	99	**132**
P.H.F.	0.66	0.95	**0.88**	0.84	0.85	**0.89**

Thursday, March 09, 2023 CITY: Ventura PROJECT: SC3865

ADT1 Canada Larga between Ventura and Weldon Canyon **PREPARED BY: AimTD LLC. tel: 714 253 7888**

AM Period	EB		WB			PM Period	EB		WB		
0:00	0		5			12:00	9		14		
0:15	0		5			12:15	9		17		
0:30	0		3			12:30	5		21		
0:45	1	1	1	14	15	12:45	11	34	20	72	106
1:00	1		1			13:00	4		20		
1:15	0		2			13:15	5		14		
1:30	0		0			13:30	5		15		
1:45	0	1	0	3	4	13:45	9	23	12	61	84
2:00	0		1			14:00	8		11		
2:15	0		0			14:15	7		21		
2:30	1		0			14:30	13		17		
2:45	0	1	0	1	2	14:45	7	35	12	61	96
3:00	0		2			15:00	9		16		
3:15	0		1			15:15	7		18		
3:30	0		1			15:30	5		16		
3:45	1	1	0	4	5	15:45	11	32	21	71	103
4:00	0		0			16:00	7		23		
4:15	0		2			16:15	8		19		
4:30	1		5			16:30	9		21		
4:45	1	2	3	10	12	16:45	8	32	23	86	118
5:00	1		1			17:00	12		15		
5:15	0		0			17:15	6		17		
5:30	1		7			17:30	7		16		
5:45	1	3	4	12	15	17:45	6	31	14	62	93
6:00	3		13			18:00	4		9		
6:15	2		14			18:15	7		22		
6:30	4		14			18:30	6		15		
6:45	5	14	13	54	68	18:45	5	22	9	55	77
7:00	5		12			19:00	7		10		
7:15	8		14			19:15	1		7		
7:30	22		21			19:30	2		6		
7:45	10	45	12	59	104	19:45	0	10	9	32	42
8:00	8		29			20:00	5		13		
8:15	10		27			20:15	1		4		
8:30	8		21			20:30	1		9		
8:45	6	32	25	102	134	20:45	1	8	12	38	46
9:00	13		22			21:00	1		3		
9:15	6		9			21:15	0		3		
9:30	5		8			21:30	1		4		
9:45	12	36	18	57	93	21:45	0	2	5	15	17
10:00	5		10			22:00	2		0		
10:15	4		10			22:15	1		1		
10:30	3		16			22:30	0		2		
10:45	6	18	7	43	61	22:45	0	3	5	8	11
11:00	7		7			23:00	0		4		
11:15	6		11			23:15	0		2		
11:30	6		9			23:30	0		1		
11:45	6	25	15	42	67	23:45	0	0	1	8	8
Total Vol.		179		401	**580**			232		569	**801**

Daily Totals

EB	WB	Combined
411	970	**1381**

	AM			PM		
Split %	30.9%	69.1%	**42.0%**	29.0%	71.0%	**58.0%**
Peak Hour	7:30	8:00	**7:30**	13:45	16:00	**15:45**
Volume	50	102	**139**	37	86	**119**
P.H.F.	0.57	0.88	**0.81**	0.86	0.93	**0.93**

Tuesday, March 7, 2023 | CITY: Ventura | PROJECT: SC3865

ADT2 Ventura between Canada Larga and Crooked Palm | **PREPARED BY: AimTD LLC. tel: 714 253 7888**

AM Period	NB		SB			PM Period	NB		SB		
0:00	2		5			12:00	26		29		
0:15	1		1			12:15	27		24		
0:30	0		3			12:30	28		24		
0:45	4	7	1	10	17	12:45	31	112	20	97	209
1:00	0		2			13:00	29		29		
1:15	0		1			13:15	32		18		
1:30	2		0			13:30	24		14		
1:45	0	2	0	3	5	13:45	19	104	20	81	185
2:00	0		0			14:00	30		17		
2:15	0		0			14:15	27		20		
2:30	0		1			14:30	18		21		
2:45	2	2	2	3	5	14:45	27	102	33	91	193
3:00	1		0			15:00	37		21		
3:15	0		1			15:15	35		28		
3:30	1		0			15:30	37		20		
3:45	1	3	2	3	6	15:45	37	146	29	98	244
4:00	3		1			16:00	29		10		
4:15	2		2			16:15	31		19		
4:30	4		0			16:30	29		21		
4:45	3	12	2	5	17	16:45	32	121	28	78	199
5:00	5		4			17:00	41		37		
5:15	12		7			17:15	39		40		
5:30	13		6			17:30	35		35		
5:45	13	43	8	25	68	17:45	23	138	31	143	281
6:00	13		9			18:00	22		28		
6:15	25		6			18:15	23		17		
6:30	25		8			18:30	19		28		
6:45	25	88	13	36	124	18:45	11	75	20	93	168
7:00	20		10			19:00	9		14		
7:15	37		13			19:15	7		15		
7:30	40		11			19:30	11		13		
7:45	51	148	28	62	210	19:45	10	37	14	56	93
8:00	30		37			20:00	5		14		
8:15	29		40			20:15	6		17		
8:30	30		35			20:30	6		11		
8:45	18	107	31	143	250	20:45	4	21	6	48	69
9:00	18		26			21:00	4		7		
9:15	28		22			21:15	7		4		
9:30	35		20			21:30	2		4		
9:45	27	108	24	92	200	21:45	3	16	4	19	35
10:00	12		16			22:00	3		9		
10:15	22		15			22:15	1		2		
10:30	15		15			22:30	4		5		
10:45	28	77	22	68	145	22:45	4	12	4	20	32
11:00	25		16			23:00	1		4		
11:15	29		13			23:15	0		4		
11:30	17		25			23:30	1		3		
11:45	28	99	21	75	174	23:45	0	2	5	16	18
Total Vol.		696		525	**1221**			886		840	**1726**

Daily Totals

NB	SB	Combined
1582	1365	**2947**

	AM			PM		
Split %	57.0%	43.0%	**41.4%**	51.3%	48.7%	**58.6%**
Peak Hour	7:15	8:00	**7:45**	16:45	17:00	**16:45**
Volume	158	143	**280**	147	143	**287**
P.H.F.	0.77	0.89	**0.89**	0.92	0.89	**0.91**

PREPARED BY: AimTD LLC. tel: 714 253 7888 cs@aimtd.com

Wednesday, March 08, 2023 CITY: Ventura PROJECT: SC3865

ADT2 Ventura between Canada Larga and Crooked Palm **PREPARED BY: AimTD LLC. tel: 714 253 7888**

AM Period	NB		SB			PM Period	NB		SB		
0:00	1		4			12:00	25		24		
0:15	0		3			12:15	23		20		
0:30	2		1			12:30	30		25		
0:45	1	4	0	8	12	12:45	38	116	15	84	200
1:00	0		1			13:00	27		17		
1:15	0		0			13:15	22		31		
1:30	0		0			13:30	44		25		
1:45	0	0	2	3	3	13:45	27	120	21	94	214
2:00	0		1			14:00	22		17		
2:15	0		1			14:15	24		31		
2:30	1		0			14:30	37		37		
2:45	0	1	3	5	6	14:45	33	116	27	112	228
3:00	0		1			15:00	24		28		
3:15	2		0			15:15	32		25		
3:30	1		1			15:30	50		33		
3:45	1	4	1	3	7	15:45	24	130	32	118	248
4:00	3		2			16:00	37		42		
4:15	0		3			16:15	39		37		
4:30	6		0			16:30	34		37		
4:45	5	14	2	7	21	16:45	35	145	33	149	294
5:00	9		1			17:00	32		29		
5:15	10		2			17:15	52		27		
5:30	24		7			17:30	31		37		
5:45	13	56	8	18	74	17:45	20	135	35	128	263
6:00	18		8			18:00	28		20		
6:15	22		11			18:15	25		22		
6:30	30		12			18:30	16		24		
6:45	24	94	18	49	143	18:45	10	79	20	86	165
7:00	18		16			19:00	14		19		
7:15	29		17			19:15	16		19		
7:30	59		19			19:30	10		21		
7:45	47	153	40	92	245	19:45	11	51	17	76	127
8:00	31		40			20:00	11		13		
8:15	29		43			20:15	9		14		
8:30	27		33			20:30	5		10		
8:45	24	111	30	146	257	20:45	6	31	14	51	82
9:00	23		30			21:00	8		8		
9:15	33		23			21:15	10		11		
9:30	27		19			21:30	8		8		
9:45	15	98	20	92	190	21:45	3	29	7	34	63
10:00	26		14			22:00	1		5		
10:15	19		28			22:15	2		10		
10:30	34		18			22:30	6		4		
10:45	26	105	21	81	186	22:45	6	15	6	25	40
11:00	28		16			23:00	1		2		
11:15	36		22			23:15	0		3		
11:30	32		21			23:30	1		1		
11:45	30	126	22	81	207	23:45	2	4	5	11	15
Total Vol.		766		585	**1351**			971		968	**1939**

Daily Totals

NB	SB	**Combined**
1737	1553	**3290**

	AM			**PM**		
Split %	56.7%	43.3%	**41.1%**	50.1%	49.9%	**58.9%**
Peak Hour	7:15	7:45	**7:30**	16:30	16:00	**15:30**
Volume	166	156	**308**	153	149	**294**
P.H.F.	0.70	0.91	**0.89**	0.95	0.89	**0.89**

Thursday, March 09, 2023 CITY: Ventura PROJECT: SC3865

ADT2 Ventura between Canada Larga and Crooked Palm **PREPARED BY: AimTD LLC. tel: 714 253 7888**

AM Period	NB		SB			PM Period	NB		SB		
0:00	1		4			12:00	39		25		
0:15	2		5			12:15	27		25		
0:30	0		1			12:30	17		22		
0:45	2	5	3	13	18	12:45	22	105	26	98	203
1:00	0		1			13:00	21		25		
1:15	0		2			13:15	24		24		
1:30	0		0			13:30	24		24		
1:45	1	1	0	3	4	13:45	24	93	24	97	190
2:00	0		1			14:00	28		26		
2:15	0		0			14:15	27		30		
2:30	1		2			14:30	37		34		
2:45	1	2	0	3	5	14:45	32	124	26	116	240
3:00	0		1			15:00	25		31		
3:15	1		0			15:15	30		22		
3:30	1		3			15:30	31		36		
3:45	3	5	0	4	9	15:45	21	107	30	119	226
4:00	1		1			16:00	38		24		
4:15	2		1			16:15	38		37		
4:30	2		5			16:30	31		35		
4:45	6	11	4	11	22	16:45	35	142	34	130	272
5:00	7		3			17:00	36		30		
5:15	13		4			17:15	36		26		
5:30	13		8			17:30	28		31		
5:45	18	51	8	23	74	17:45	29	129	26	113	242
6:00	23		14			18:00	16		29		
6:15	25		11			18:15	20		26		
6:30	29		13			18:30	19		16		
6:45	29	106	13	51	157	18:45	16	71	15	86	157
7:00	19		18			19:00	14		23		
7:15	28		15			19:15	6		11		
7:30	46		19			19:30	7		9		
7:45	51	144	30	82	226	19:45	12	39	9	52	91
8:00	40		40			20:00	11		11		
8:15	29		43			20:15	7		9		
8:30	27		31			20:30	8		8		
8:45	25	121	31	145	266	20:45	11	37	17	45	82
9:00	31		26			21:00	7		3		
9:15	22		22			21:15	8		4		
9:30	34		15			21:30	5		3		
9:45	27	114	27	90	204	21:45	4	24	7	17	41
10:00	18		20			22:00	3		0		
10:15	24		15			22:15	4		1		
10:30	28		17			22:30	2		2		
10:45	31	101	19	71	172	22:45	2	11	4	7	18
11:00	19		17			23:00	2		4		
11:15	24		19			23:15	0		3		
11:30	30		18			23:30	1		1		
11:45	21	94	20	74	168	23:45	0	3	2	10	13
Total Vol.		755		570	**1325**			885		890	**1775**

Daily Totals

NB	SB	**Combined**
1640	1460	**3100**

	AM			**PM**		
Split %	57.0%	43.0%	**42.7%**	49.9%	50.1%	**57.3%**
Peak Hour	7:30	8:00	**7:30**	16:00	16:15	**16:15**
Volume	166	145	**298**	142	136	**276**
P.H.F.	0.81	0.84	**0.92**	0.91	0.92	**0.92**

Tuesday, March 7, 2023 | CITY: Ventura | PROJECT: SC3865

ADT3 Ventura between Norway and Los Cabos | **PREPARED BY: AimTD LLC. tel: 714 253 7888**

AM Period	NB		SB			PM Period	NB		SB		
0:00	2		1			12:00	28		12		
0:15	0		1			12:15	25		20		
0:30	0		1			12:30	22		14		
0:45	2	4	1	4	8	12:45	24	99	14	60	159
1:00	0		2			13:00	21		15		
1:15	0		0			13:15	30		14		
1:30	1		0			13:30	21		12		
1:45	0	1	0	2	3	13:45	20	92	9	50	142
2:00	1		0			14:00	19		19		
2:15	0		0			14:15	21		11		
2:30	0		0			14:30	10		18		
2:45	0	1	1	1	2	14:45	19	69	14	62	131
3:00	1		0			15:00	43		17		
3:15	1		0			15:15	31		25		
3:30	0		1			15:30	30		16		
3:45	0	2	1	2	4	15:45	38	142	19	77	219
4:00	0		1			16:00	25		22		
4:15	1		1			16:15	27		24		
4:30	0		1			16:30	30		17		
4:45	1	2	4	7	9	16:45	21	103	16	79	182
5:00	1		1			17:00	28		15		
5:15	5		4			17:15	22		26		
5:30	3		2			17:30	25		22		
5:45	0	9	6	13	22	17:45	31	106	14	77	183
6:00	2		8			18:00	16		7		
6:15	7		5			18:15	28		8		
6:30	9		8			18:30	18		12		
6:45	12	30	8	29	59	18:45	10	72	16	43	115
7:00	14		12			19:00	11		5		
7:15	13		14			19:15	13		6		
7:30	17		19			19:30	13		5		
7:45	23	67	21	66	133	19:45	12	49	5	21	70
8:00	18		21			20:00	8		2		
8:15	21		16			20:15	7		4		
8:30	20		20			20:30	6		8		
8:45	13	72	11	68	140	20:45	6	27	4	18	45
9:00	10		12			21:00	7		5		
9:15	22		12			21:15	7		4		
9:30	20		10			21:30	1		1		
9:45	22	74	20	54	128	21:45	5	20	2	12	32
10:00	9		11			22:00	4		1		
10:15	15		9			22:15	6		0		
10:30	13		9			22:30	3		3		
10:45	24	61	10	39	100	22:45	3	16	1	5	21
11:00	21		18			23:00	1		3		
11:15	29		10			23:15	1		3		
11:30	20		11			23:30	2		0		
11:45	20	90	21	60	150	23:45	1	5	2	8	13
Total Vol.		413		345	**758**		800		512		**1312**

Daily Totals

NB	SB	Combined
1213	857	**2070**

	AM			PM		
Split %	54.5%	45.5%	**36.6%**	61.0%	39.0%	**63.4%**
Peak Hour	11:15	7:45	**11:45**	15:00	15:15	**15:00**
Volume	97	78	**162**	142	82	**219**
P.H.F.	0.84	0.93	**0.90**	0.78	0.82	**0.91**

Wednesday, March 08, 2023 CITY: Ventura PROJECT: SC3865

ADT3 Ventura between Norway and Los Cabos **PREPARED BY: AimTD LLC. tel: 714 253 7888**

AM Period	NB		SB			PM Period	NB		SB		
0:00	0		0			12:00	25		14		
0:15	0		0			12:15	34		18		
0:30	2		2			12:30	18		16		
0:45	0	2	0	2	4	12:45	25	102	15	63	165
1:00	1		0			13:00	26		11		
1:15	0		0			13:15	17		15		
1:30	0		0			13:30	24		14		
1:45	0	1	0	0	1	13:45	16	83	12	52	135
2:00	0		1			14:00	14		15		
2:15	2		1			14:15	20		19		
2:30	0		1			14:30	14		17		
2:45	0	2	0	3	5	14:45	29	77	19	70	147
3:00	0		0			15:00	24		24		
3:15	2		0			15:15	26		12		
3:30	1		1			15:30	36		22		
3:45	0	3	0	1	4	15:45	30	116	12	70	186
4:00	1		2			16:00	32		21		
4:15	2		3			16:15	26		17		
4:30	1		0			16:30	20		18		
4:45	1	5	4	9	14	16:45	25	103	20	76	179
5:00	0		0			17:00	20		21		
5:15	3		4			17:15	35		15		
5:30	10		1			17:30	24		22		
5:45	2	15	4	9	24	17:45	25	104	12	70	174
6:00	4		9			18:00	26		9		
6:15	6		3			18:15	23		15		
6:30	15		7			18:30	24		13		
6:45	14	39	11	30	69	18:45	14	87	16	53	140
7:00	7		16			19:00	15		13		
7:15	12		13			19:15	15		7		
7:30	20		15			19:30	13		10		
7:45	28	67	28	72	139	19:45	8	51	12	42	93
8:00	22		20			20:00	17		10		
8:15	28		22			20:15	9		8		
8:30	21		10			20:30	2		9		
8:45	23	94	15	67	161	20:45	6	34	6	33	67
9:00	16		10			21:00	13		2		
9:15	21		11			21:15	7		3		
9:30	12		15			21:30	9		3		
9:45	14	63	13	49	112	21:45	7	36	6	14	50
10:00	18		7			22:00	10		1		
10:15	13		20			22:15	5		2		
10:30	18		11			22:30	3		2		
10:45	19	68	14	52	120	22:45	3	21	0	5	26
11:00	24		16			23:00	2		2		
11:15	19		10			23:15	3		0		
11:30	28		8			23:30	3		0		
11:45	18	89	16	50	139	23:45	1	9	0	2	11
Total Vol.		448		344	**792**			823		550	**1373**

Daily Totals

NB	SB	**Combined**
1271	894	**2165**

	AM			**PM**		
Split %	56.6%	43.4%	**36.6%**	59.9%	40.1%	**63.4%**
Peak Hour	11:30	7:30	**7:30**	15:15	14:15	**15:30**
Volume	105	85	**183**	124	79	**196**
P.H.F.	0.77	0.76	**0.82**	0.85	0.82	**0.84**

Thursday, March 09, 2023 CITY: Ventura PROJECT: SC3865

ADT3 Ventura between Norway and Los Cabos **PREPARED BY: AimTD LLC. tel: 714 253 7888**

AM Period	NB		SB			PM Period	NB		SB		
0:00	1		1			12:00	27		12		
0:15	3		3			12:15	27		16		
0:30	3		1			12:30	14		11		
0:45	2	9	1	6	15	12:45	14	82	20	59	141
1:00	1		0			13:00	21		21		
1:15	0		1			13:15	21		15		
1:30	0		0			13:30	19		12		
1:45	0	1	0	1	2	13:45	20	81	17	65	146
2:00	0		0			14:00	25		16		
2:15	1		0			14:15	18		12		
2:30	1		2			14:30	15		15		
2:45	0	2	0	2	4	14:45	21	79	17	60	139
3:00	0		1			15:00	25		14		
3:15	1		0			15:15	32		17		
3:30	0		2			15:30	26		20		
3:45	1	2	0	3	5	15:45	28	111	23	74	185
4:00	0		2			16:00	22		16		
4:15	0		1			16:15	24		19		
4:30	0		0			16:30	26		21		
4:45	1	1	3	6	7	16:45	20	92	13	69	161
5:00	1		0			17:00	18		16		
5:15	3		3			17:15	28		21		
5:30	7		2			17:30	32		15		
5:45	0	11	5	10	21	17:45	30	108	12	64	172
6:00	4		5			18:00	20		12		
6:15	5		7			18:15	23		5		
6:30	13		8			18:30	23		15		
6:45	11	33	13	33	66	18:45	17	83	15	47	130
7:00	10		15			19:00	10		13		
7:15	15		11			19:15	6		6		
7:30	24		15			19:30	13		2		
7:45	19	68	24	65	133	19:45	9	38	2	23	61
8:00	20		14			20:00	5		6		
8:15	24		18			20:15	6		6		
8:30	18		12			20:30	5		2		
8:45	21	83	15	59	142	20:45	8	24	5	19	43
9:00	22		16			21:00	7		2		
9:15	16		13			21:15	10		3		
9:30	20		14			21:30	6		2		
9:45	11	69	15	58	127	21:45	5	28	3	10	38
10:00	18		13			22:00	4		2		
10:15	16		9			22:15	7		1		
10:30	18		12			22:30	1		0		
10:45	17	69	11	45	114	22:45	3	15	1	4	19
11:00	12		14			23:00	3		0		
11:15	22		11			23:15	3		3		
11:30	17		18			23:30	0		3		
11:45	24	75	18	61	136	23:45	0	6	1	7	13
Total Vol.		423		349	**772**			747		501	**1248**

Daily Totals

NB	SB	Combined
1170	850	**2020**

	AM			PM		
Split %	54.8%	45.2%	**38.2%**	59.9%	40.1%	**61.8%**
Peak Hour	11:30	7:30	**11:30**	15:00	15:45	**15:00**
Volume	95	71	**159**	111	79	**185**
P.H.F.	0.88	0.74	**0.92**	0.85	0.86	**0.91**

INTERSECTION TURNING MOVEMENT COUNTS

T218

PREPARED BY: AimTD LLC. tel: 714 253 7888 cs@aimtd.com

DATE:	LOCATION:	Ventura	PROJECT #:	SC3865
Tue, Mar 7, 23	NORTH & SOUTH:	Ventura	LOCATION #:	1
	EAST & WEST:	Shell	CONTROL:	STOP E

NOTES:

AM / PM / MD / OTHER / OTHER — ▲ N ◄ W E ► S ▼

☑ Add U-Turns to Left Turns

		NORTHBOUND (Ventura)			SOUTHBOUND (Ventura)			EASTBOUND (Shell)			WESTBOUND (Shell)				U-TURNS				
	LANES:	NL 1	NT 1	NR 0	SL 1	ST 1	SR 0	EL 0	ET 1	ER 0	WL 0	WT 1	WR 0	TOTAL	NB 0	SB 0	EB 0	WB 0	TTL
AM	7:00 AM	14	11	1	0	10	42	17	5	11	0	1	0	112	0	0	0	0	0
	7:15 AM	19	7	1	0	22	32	19	2	11	1	1	0	115	0	0	0	0	0
	7:30 AM	66	14	1	0	30	39	15	2	12	0	0	0	179	0	0	0	0	0
	7:45 AM	38	26	2	0	43	35	24	3	26	0	1	0	198	0	0	0	0	0
	8:00 AM	48	28	2	0	32	31	20	2	21	0	0	0	184	0	0	0	0	0
	8:15 AM	39	26	0	0	29	24	30	2	11	1	1	0	163	0	0	0	0	0
	8:30 AM	23	25	0	0	29	24	20	2	9	2	2	0	136	0	0	0	0	0
	8:45 AM	13	24	2	0	21	23	16	1	9	1	4	0	114	0	0	0	0	0
	VOLUMES	260	161	9	0	216	250	161	19	110	5	10	0	1,201	0	0	0	0	0
	APPROACH %	60%	37%	2%	0%	46%	54%	56%	7%	38%	33%	67%	0%						
	APP/DEPART	430	/	322	466	/	331	290	/	28	15	/	520	0					
	BEGIN PEAK HR		7:30 AM																
	VOLUMES	191	94	5	0	134	129	89	9	70	1	2	0	724					
	APPROACH %	66%	32%	2%	0%	51%	49%	53%	5%	42%	33%	67%	0%						
	PEAK HR FACTOR		0.895			0.843			0.792			0.375		0.914					
	APP/DEPART	290	/	183	263	/	205	168	/	14	3	/	322	0					
PM	4:00 PM	13	22	0	0	26	26	32	2	22	0	2	0	145	0	0	1	0	1
	4:15 PM	4	38	0	0	24	24	39	0	27	3	1	0	160	0	0	0	0	0
	4:30 PM	11	35	0	0	29	27	47	1	11	1	4	0	166	0	0	0	0	0
	4:45 PM	17	25	0	0	30	18	25	0	10	1	1	0	127	0	0	0	0	0
	5:00 PM	8	35	0	0	23	25	37	0	12	3	3	0	146	0	0	0	0	0
	5:15 PM	5	27	0	0	33	28	34	1	20	1	8	1	158	0	0	0	0	0
	5:30 PM	4	23	0	0	37	33	31	0	10	0	1	0	139	0	0	0	0	0
	5:45 PM	5	36	0	0	24	16	39	0	19	0	2	0	141	0	0	0	0	0
	VOLUMES	67	241	0	0	226	197	284	4	131	9	22	1	1,182	0	0	1	0	1
	APPROACH %	22%	78%	0%	0%	53%	47%	68%	1%	31%	28%	69%	3%						
	APP/DEPART	308	/	525	423	/	366	419	/	4	32	/	287	0					
	BEGIN PEAK HR		4:15 PM																
	VOLUMES	40	133	0	0	106	94	148	1	60	8	9	0	599					
	APPROACH %	23%	77%	0%	0%	53%	47%	71%	0%	29%	47%	53%	0%						
	PEAK HR FACTOR		0.940			0.893			0.792			0.708		0.902					
	APP/DEPART	173	/	281	200	/	174	209	/	1	17	/	143	0					

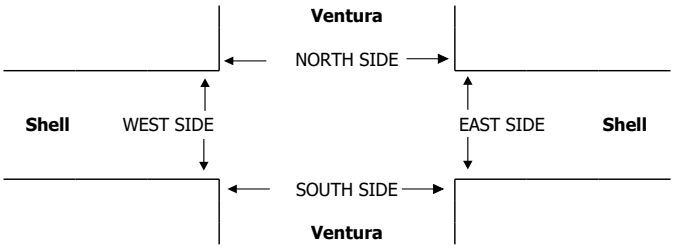

AimTD LLC

TURNING MOVEMENT COUNTS

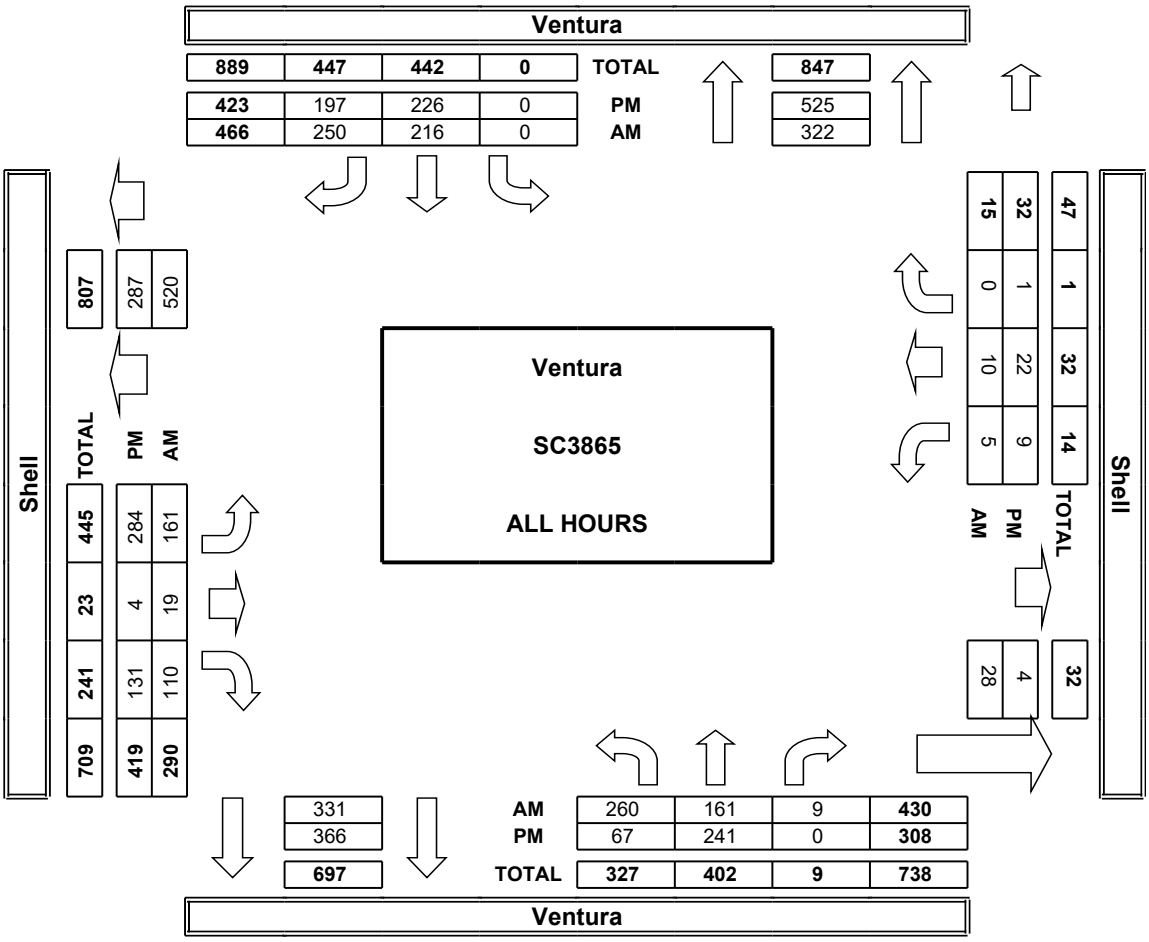

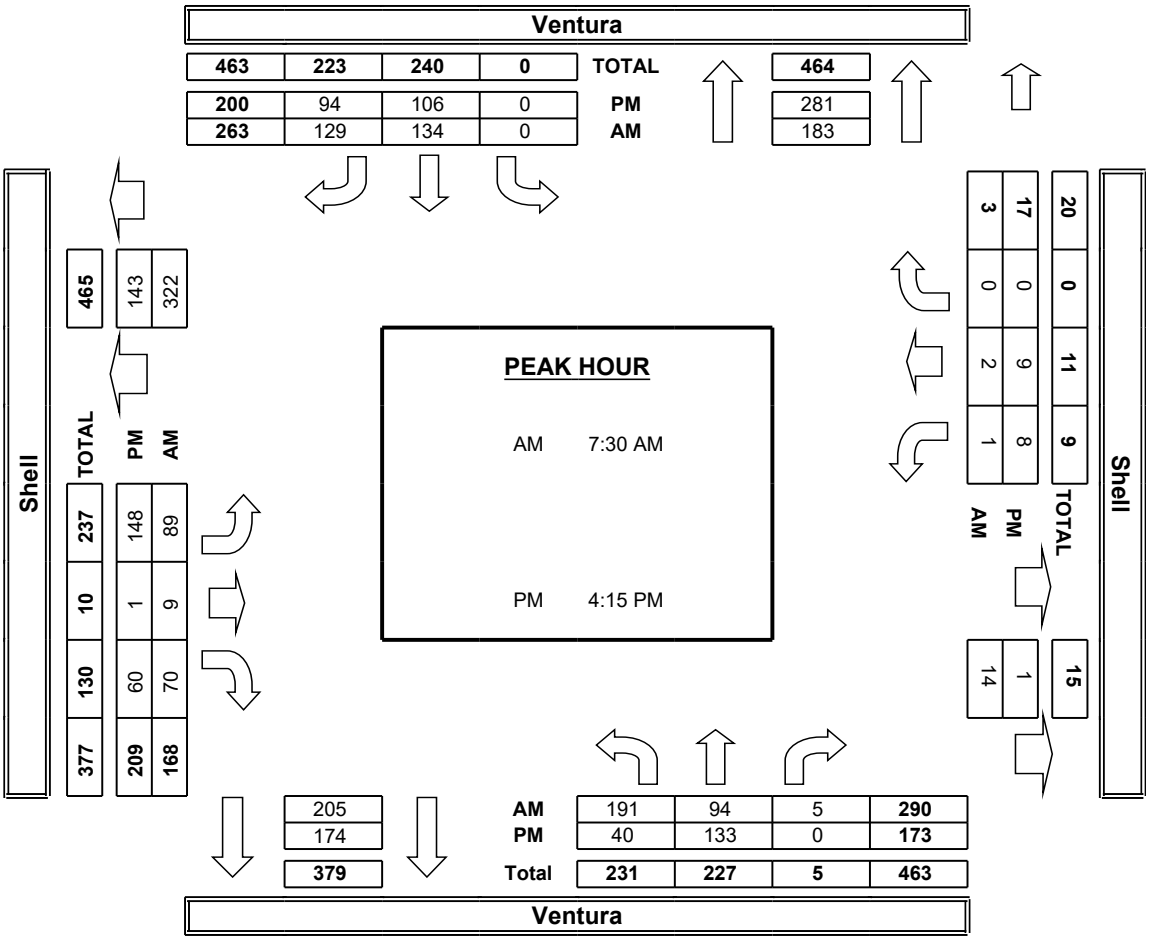

INTERSECTION TURNING MOVEMENT COUNTS

T218

PREPARED BY: AimTD LLC. tel: 714 253 7888 cs@aimtd.com

DATE: Tue, Mar 7, 23

LOCATION: Ventura
NORTH & SOUTH: Ventura
EAST & WEST: Crooked Palm

PROJECT #: SC3865
LOCATION #: 2
CONTROL: STOP E

NOTES:

AM / PM / MD / OTHER / OTHER — ▲ N ◄ W E ► S ▼

☐ Add U-Turns to Left Turns

		NORTHBOUND Ventura			SOUTHBOUND Ventura			EASTBOUND Crooked Palm			WESTBOUND Crooked Palm				U-TURNS				
	LANES:	NL 1	NT 1	NR X	SL X	ST 1	SR 0	EL 1	ET X	ER 1	WL X	WT X	WR X	TOTAL	NB 0	SB 0	EB 0	WB 0	TTL
AM	7:00 AM	0	18	0	0	51	0	0	0	0	0	0	0	69	0	0	0	0	0
	7:15 AM	0	18	0	0	51	0	1	0	1	0	0	0	71	0	0	0	0	0
	7:30 AM	2	22	0	0	58	1	0	0	2	0	0	0	85	0	0	0	0	0
	7:45 AM	1	41	0	0	69	1	0	0	4	0	0	0	116	0	0	0	0	0
	8:00 AM	4	38	0	0	59	0	0	0	0	0	0	0	101	0	0	0	0	0
	8:15 AM	3	40	0	0	48	1	2	0	4	0	0	0	98	0	0	0	0	0
	8:30 AM	3	35	0	0	45	0	0	0	1	0	0	0	84	0	0	0	0	0
	8:45 AM	5	23	0	0	36	1	1	0	2	0	0	0	68	0	0	0	0	0
	VOLUMES	18	235	0	0	417	4	4	0	14	0	0	0	692	0	0	0	0	0
	APPROACH %	7%	93%	0%	0%	99%	1%	22%	0%	78%	0%	0%	0%						
	APP/DEPART	253	/	239	421	/	431	18	/	0	0	/	22	0					
	BEGIN PEAK HR		7:30 AM																
	VOLUMES	10	141	0	0	234	3	2	0	10	0	0	0	400					
	APPROACH %	7%	93%	0%	0%	99%	1%	17%	0%	83%	0%	0%	0%						
	PEAK HR FACTOR		0.878			0.846			0.500			0.000		0.862					
	APP/DEPART	151	/	143	237	/	244	12	/	0	0	/	13	0					
PM	4:00 PM	4	48	0	0	41	0	1	0	4	0	0	0	98	0	0	0	0	0
	4:15 PM	2	69	0	0	41	0	0	0	6	0	0	0	118	0	0	0	0	0
	4:30 PM	0	84	0	0	46	0	0	0	2	0	0	0	132	0	0	0	0	0
	4:45 PM	0	51	0	0	42	0	0	0	3	0	0	0	96	0	0	0	0	0
	5:00 PM	1	69	0	0	41	0	0	0	1	0	0	0	112	0	0	0	0	0
	5:15 PM	1	58	0	0	53	0	1	0	3	0	0	0	116	0	1	0	0	1
	5:30 PM	1	54	0	0	56	1	1	0	8	0	0	0	121	1	0	0	0	1
	5:45 PM	0	70	0	0	36	1	0	0	3	0	0	0	110	0	0	0	0	0
	VOLUMES	9	503	0	0	356	2	3	0	30	0	0	0	905	1	1	0	0	2
	APPROACH %	2%	98%	0%	0%	99%	1%	9%	0%	91%	0%	0%	0%						
	APP/DEPART	513	/	507	359	/	387	33	/	0	0	/	11	0					
	BEGIN PEAK HR		5:00 PM																
	VOLUMES	3	251	0	0	186	2	2	0	15	0	0	0	461					
	APPROACH %	1%	98%	0%	0%	98%	1%	12%	0%	88%	0%	0%	0%						
	PEAK HR FACTOR		0.911			0.829			0.472			0.000		0.945					
	APP/DEPART	255	/	254	189	/	202	17	/	0	0	/	5	0					

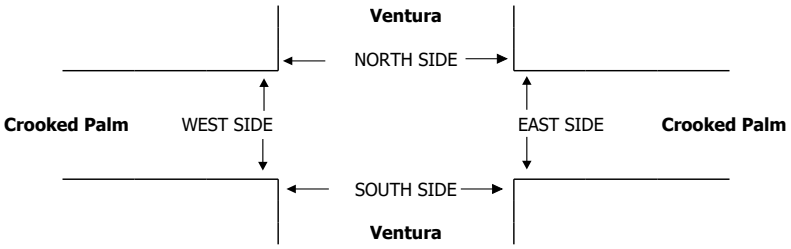

AimTD LLC

TURNING MOVEMENT COUNTS

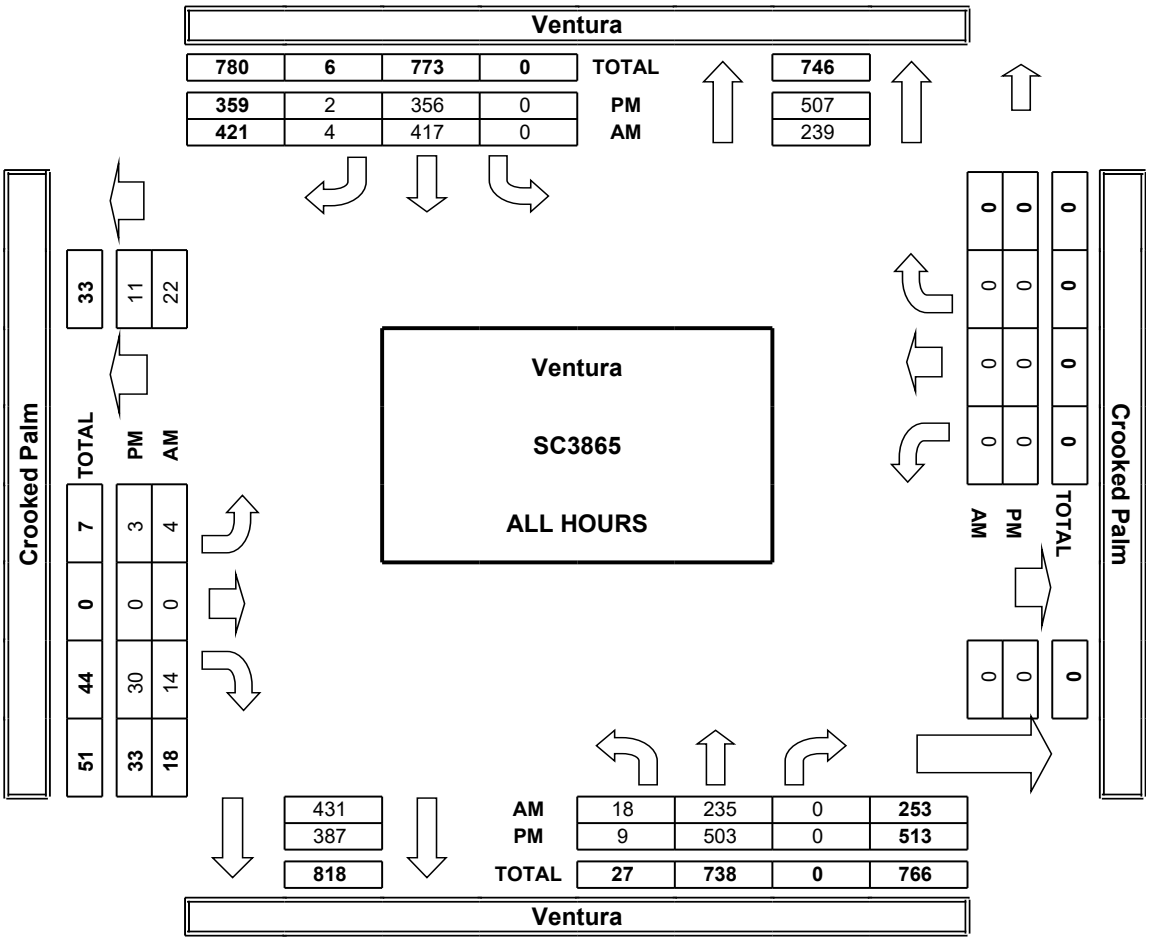

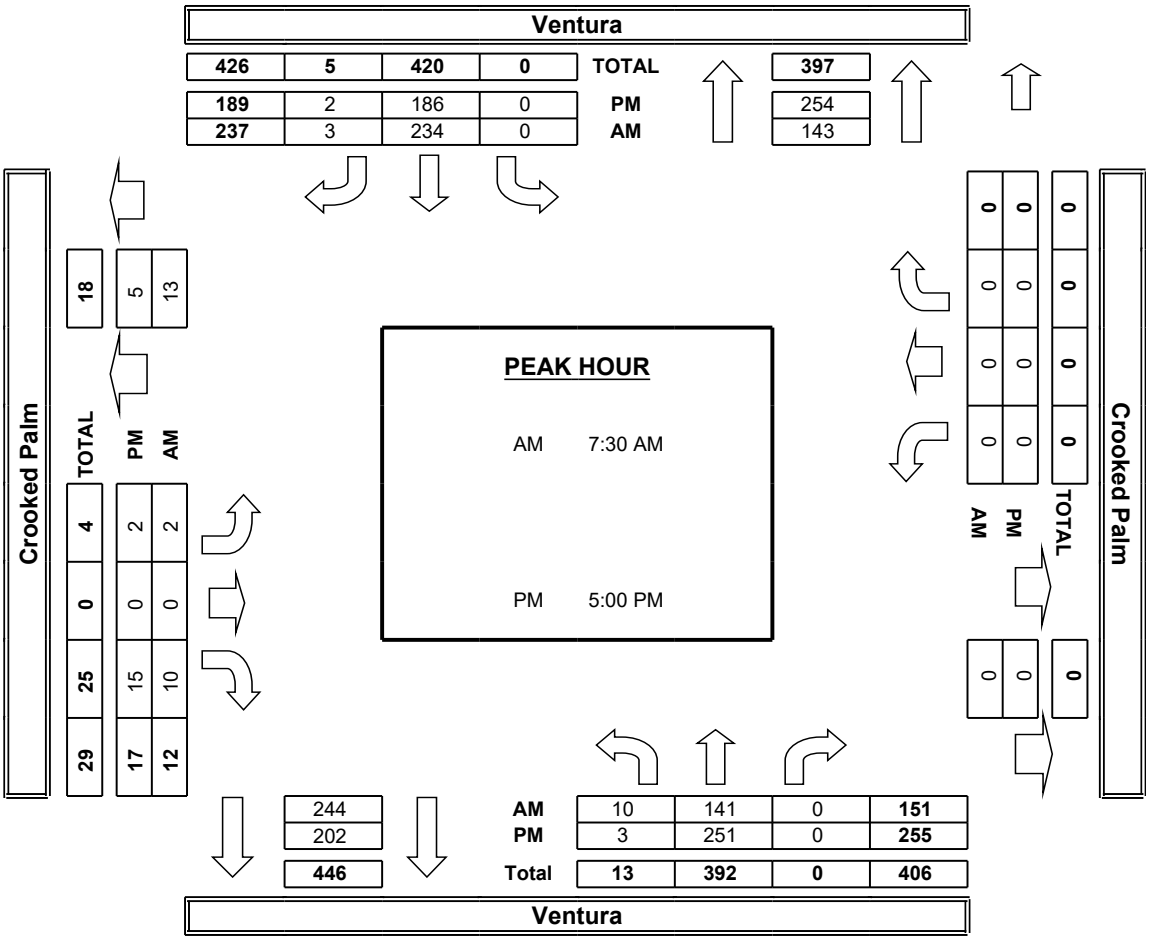

INTERSECTION TURNING MOVEMENT COUNTS

PREPARED BY: AimTD LLC. tel: 714 253 7888 cs@aimtd.com

DATE:	LOCATION:	Ventura	PROJECT #:	SC3865
Tue, Mar 7, 23	NORTH & SOUTH:	Ventura	LOCATION #:	3
	EAST & WEST:	McKee	CONTROL:	STOP W

NOTES:

AM / PM / MD / OTHER / OTHER — ▲ N ◄ W E ► S ▼

☐ Add U-Turns to Left Turns

		NORTHBOUND (Ventura)			SOUTHBOUND (Ventura)			EASTBOUND (McKee)			WESTBOUND (McKee)				U-TURNS				
	LANES:	NL X	NT 1	NR 0	SL 1	ST 1	SR X	EL X	ET X	ER X	WL 0	WT X	WR 0	TOTAL	NB 0	SB 0	EB 0	WB 0	TTL
AM	7:00 AM	0	15	3	0	29	0	0	0	0	6	0	0	53	0	0	0	0	0
	7:15 AM	0	18	1	0	25	0	0	0	0	8	0	2	54	0	0	0	0	0
	7:30 AM	0	19	4	2	42	0	0	0	0	7	0	1	75	0	0	0	0	0
	7:45 AM	0	37	4	1	41	0	0	0	0	4	0	3	90	0	0	0	0	0
	8:00 AM	0	29	1	0	38	0	0	0	0	3	0	1	72	0	0	0	0	0
	8:15 AM	0	33	3	0	33	0	0	0	0	3	0	0	72	0	0	0	0	0
	8:30 AM	0	24	6	2	32	0	0	0	0	9	0	0	73	0	0	0	0	0
	8:45 AM	0	19	0	0	23	0	0	0	0	1	0	1	44	0	0	0	0	0
	VOLUMES	0	194	22	5	263	0	0	0	0	41	0	8	533	0	0	0	0	0
	APPROACH %	0%	90%	10%	2%	98%	0%	0%	0%	0%	84%	0%	16%						
	APP/DEPART	216	/	202	268	/	304	0	/	27	49	/	0	0					
	BEGIN PEAK HR		7:30 AM																
	VOLUMES	0	118	12	3	154	0	0	0	0	17	0	5	309					
	APPROACH %	0%	91%	9%	2%	98%	0%	0%	0%	0%	77%	0%	23%						
	PEAK HR FACTOR		0.793			0.892			0.000			0.688		0.858					
	APP/DEPART	130	/	123	157	/	171	0	/	15	22	/	0	0					
PM	4:00 PM	0	37	5	8	33	0	0	0	0	6	0	1	90	1	0	0	0	1
	4:15 PM	0	45	7	3	33	0	0	0	0	1	0	0	89	0	0	0	0	0
	4:30 PM	0	57	10	3	34	0	0	0	0	1	0	1	106	0	0	0	0	0
	4:45 PM	0	30	9	1	30	0	0	0	0	4	0	0	74	0	0	0	0	0
	5:00 PM	0	42	13	4	30	0	0	0	0	6	0	1	96	1	0	0	0	1
	5:15 PM	0	34	12	2	43	0	0	0	0	6	0	5	102	0	0	0	0	0
	5:30 PM	0	34	12	3	36	0	0	0	0	6	0	2	93	0	0	0	0	0
	5:45 PM	0	44	5	1	22	0	0	0	0	4	0	2	78	0	0	0	0	0
	VOLUMES	0	323	73	25	261	0	0	0	0	34	0	12	730	2	0	0	0	2
	APPROACH %	0%	81%	18%	9%	91%	0%	0%	0%	0%	74%	0%	26%						
	APP/DEPART	398	/	335	286	/	297	0	/	98	46	/	0	0					
	BEGIN PEAK HR		4:30 PM																
	VOLUMES	0	163	44	10	137	0	0	0	0	17	0	7	379					
	APPROACH %	0%	78%	21%	7%	93%	0%	0%	0%	0%	71%	0%	29%						
	PEAK HR FACTOR		0.776			0.817			0.000			0.545		0.894					
	APP/DEPART	208	/	170	147	/	155	0	/	54	24	/	0	0					

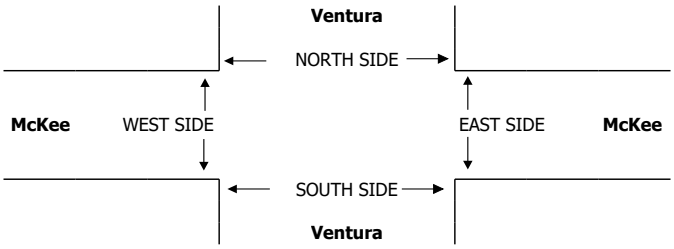

AimTD LLC

TURNING MOVEMENT COUNTS

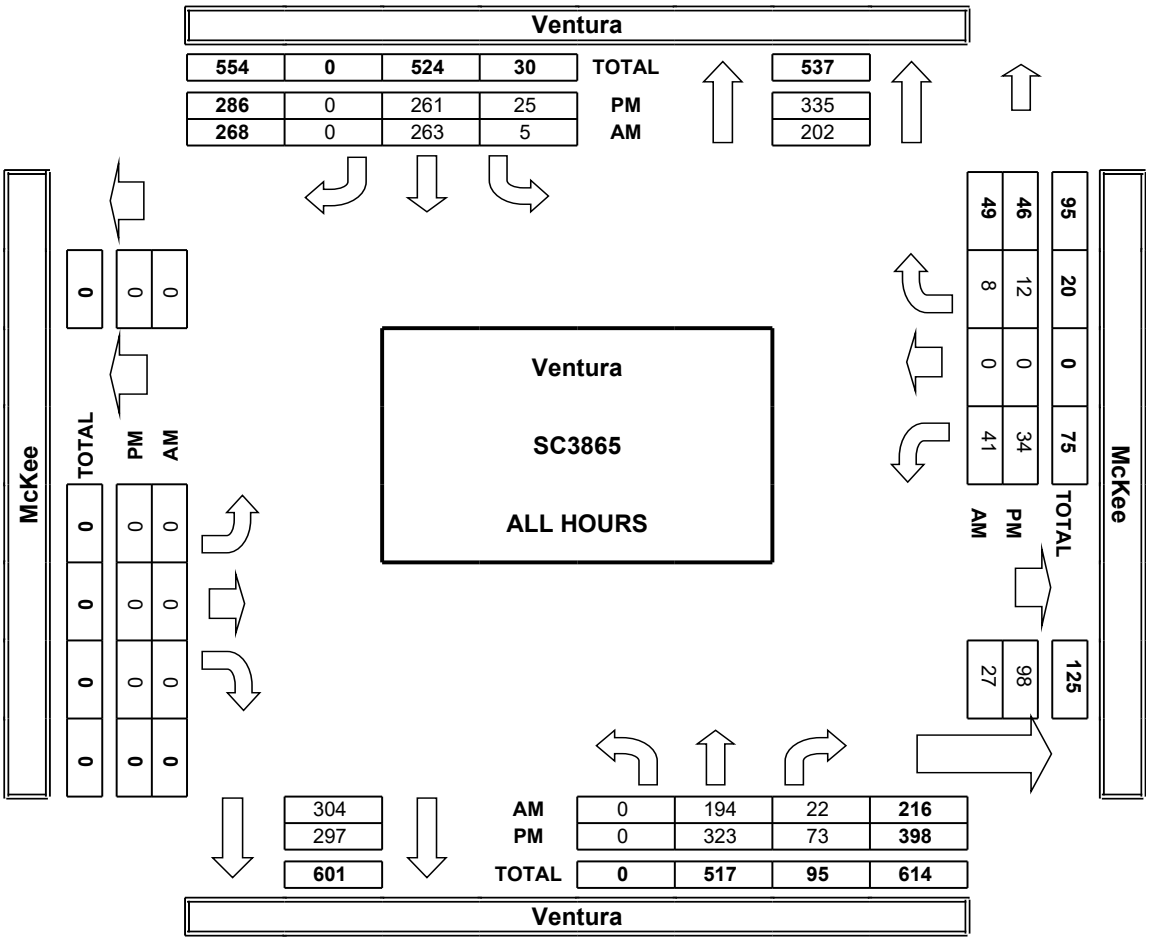

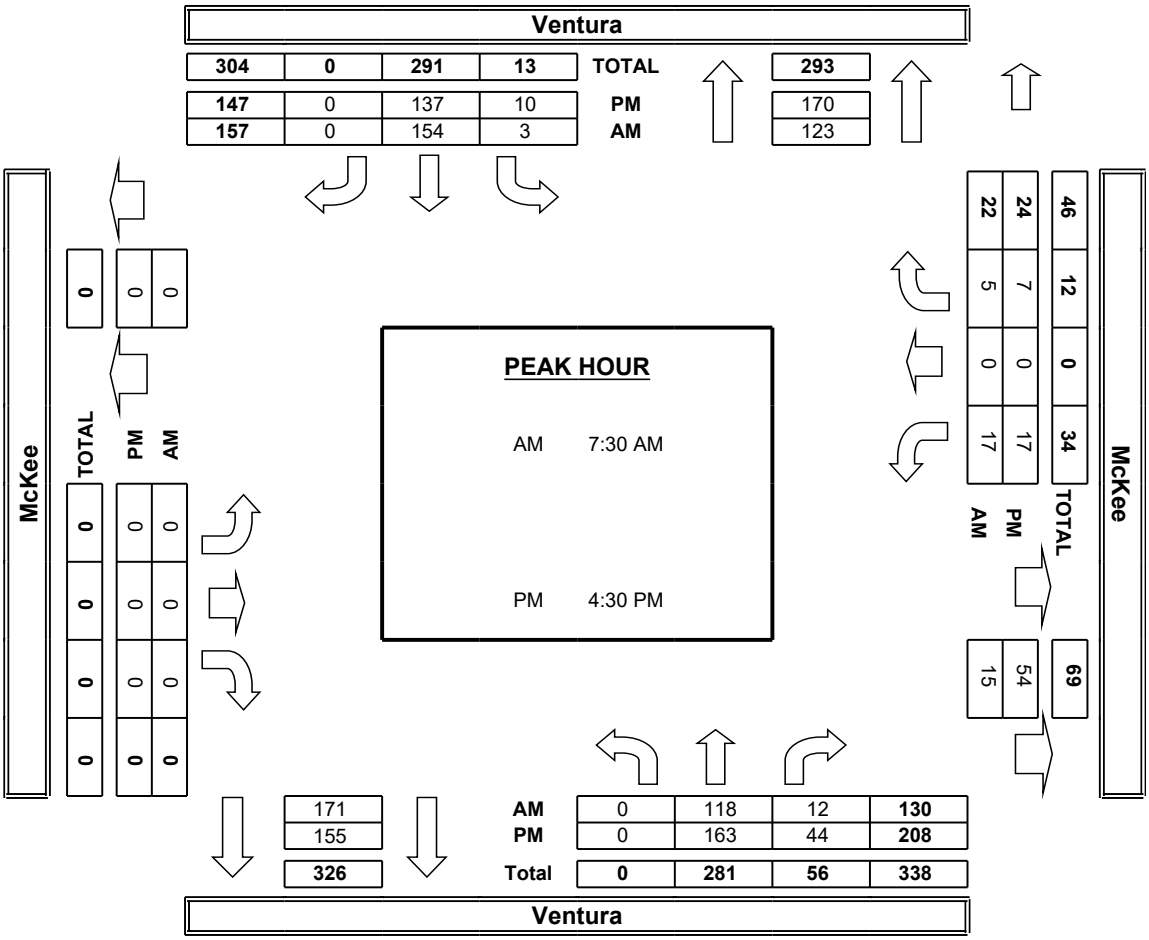

INTERSECTION TURNING MOVEMENT COUNTS

T218

PREPARED BY: AimTD LLC. tel: 714 253 7888 cs@aimtd.com

DATE:	LOCATION:	Ventura	PROJECT #:	SC3865
Tue, Mar 7, 23	NORTH & SOUTH:	Ventura	LOCATION #:	4
	EAST & WEST:	Holt	CONTROL:	STOP W

NOTES:

AM / PM / MD / OTHER / OTHER — ▲ N ◄ W E ► S ▼

☑ Add U-Turns to Left Turns

		NORTHBOUND (Ventura)			SOUTHBOUND (Ventura)			EASTBOUND (Holt)			WESTBOUND (Holt)				U-TURNS				
	LANES:	NL 1	NT 1	NR 0	SL 1	ST 1	SR 0	EL 0	ET 1	ER 0	WL 0	WT 1	WR 0	TOTAL	NB 0	SB 0	EB 0	WB 0	TTL
AM	7:00 AM	0	14	1	2	24	0	0	0	3	2	0	0	46	0	1	0	0	1
	7:15 AM	0	19	1	1	16	0	0	0	2	6	0	2	47	0	0	0	0	0
	7:30 AM	0	19	2	1	34	0	0	0	2	6	0	0	64	0	0	0	0	0
	7:45 AM	0	38	1	1	31	0	0	0	1	8	0	2	82	0	0	0	0	0
	8:00 AM	0	26	2	1	33	0	0	0	1	4	0	0	67	0	0	0	0	0
	8:15 AM	0	33	1	1	22	0	2	0	3	2	0	0	64	0	0	0	0	0
	8:30 AM	1	19	1	1	32	0	1	0	1	1	0	0	57	0	0	0	0	0
	8:45 AM	0	18	2	1	17	0	1	0	1	2	0	0	42	0	0	0	0	0
	VOLUMES	1	186	11	9	209	0	4	0	14	31	0	4	469	0	1	0	0	1
	APPROACH %	1%	94%	6%	4%	96%	0%	22%	0%	78%	89%	0%	11%						
	APP/DEPART	198	/	195	218	/	254	18	/	19	35	/	1	0					
	BEGIN PEAK HR		7:30 AM																
	VOLUMES	0	116	6	4	120	0	2	0	7	20	0	2	277					
	APPROACH %	0%	95%	5%	3%	97%	0%	22%	0%	78%	91%	0%	9%						
	PEAK HR FACTOR		0.782			0.886			0.450			0.550		0.845					
	APP/DEPART	122	/	120	124	/	147	9	/	10	22	/	0	0					
PM	4:00 PM	0	35	4	0	27	0	0	0	1	6	0	1	74	0	0	0	0	0
	4:15 PM	0	52	5	2	28	0	0	0	7	4	0	2	100	0	0	0	0	0
	4:30 PM	0	53	6	1	26	0	0	0	5	3	0	1	95	0	0	0	0	0
	4:45 PM	0	30	5	0	25	0	0	0	1	4	0	2	67	0	0	0	0	0
	5:00 PM	0	39	4	0	25	0	0	0	5	3	0	0	76	0	0	0	0	0
	5:15 PM	0	37	3	0	36	0	0	0	2	3	0	1	82	0	0	0	0	0
	5:30 PM	0	31	7	0	36	0	0	0	0	0	0	1	75	0	0	0	0	0
	5:45 PM	1	44	4	1	20	0	0	0	0	2	0	0	72	0	0	0	0	0
	VOLUMES	1	321	38	4	223	0	0	0	21	25	0	8	641	0	0	0	0	0
	APPROACH %	0%	89%	11%	2%	98%	0%	0%	0%	100%	76%	0%	24%						
	APP/DEPART	360	/	329	227	/	269	21	/	42	33	/	1	0					
	BEGIN PEAK HR		4:15 PM																
	VOLUMES	0	174	20	3	104	0	0	0	18	14	0	5	338					
	APPROACH %	0%	90%	10%	3%	97%	0%	0%	0%	100%	74%	0%	26%						
	PEAK HR FACTOR		0.822			0.892			0.643			0.792		0.845					
	APP/DEPART	194	/	179	107	/	136	18	/	23	19	/	0	0					

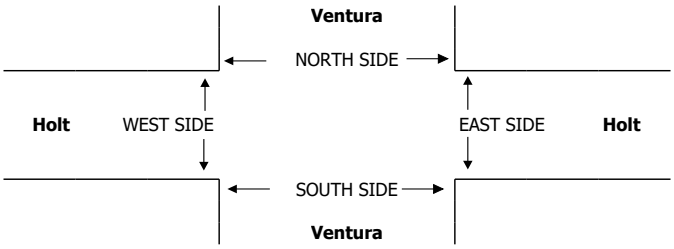

AimTD LLC

TURNING MOVEMENT COUNTS

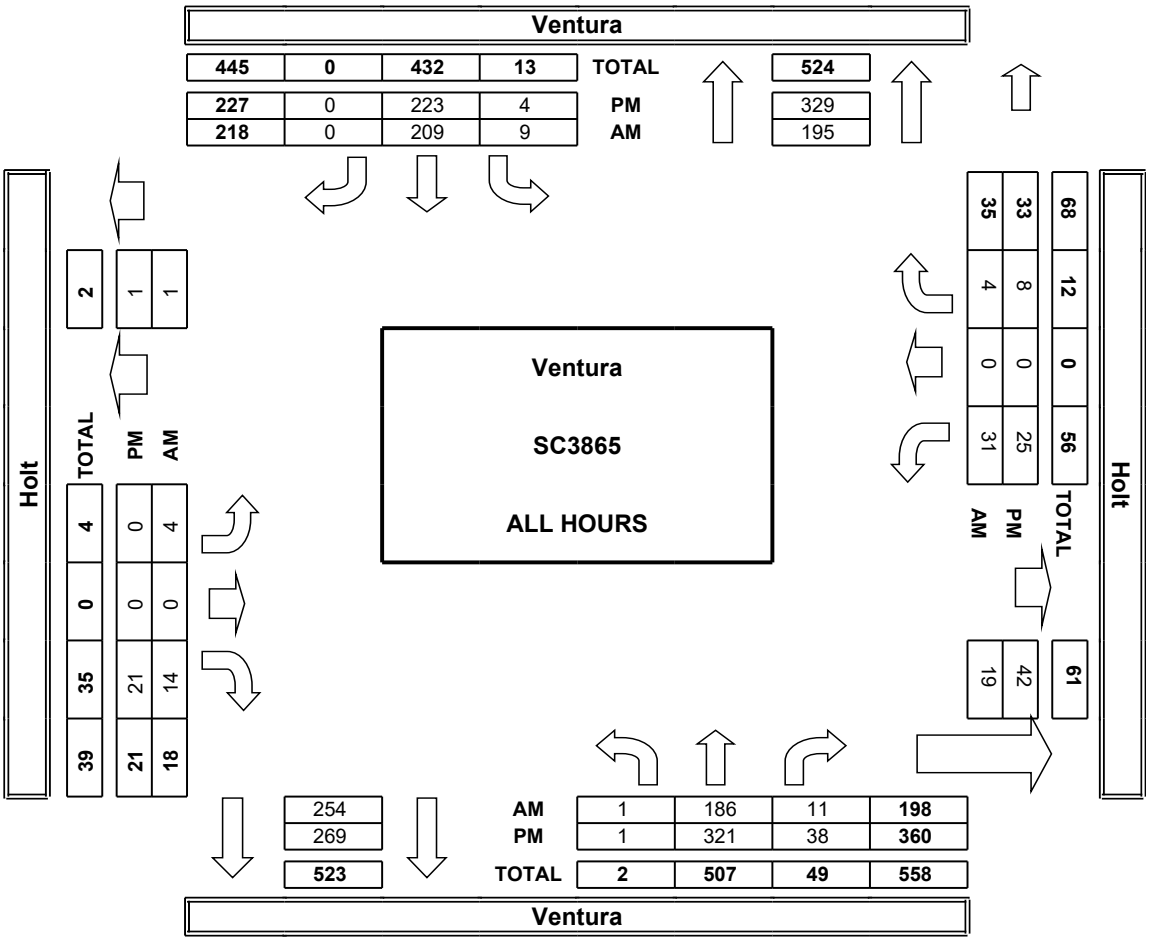

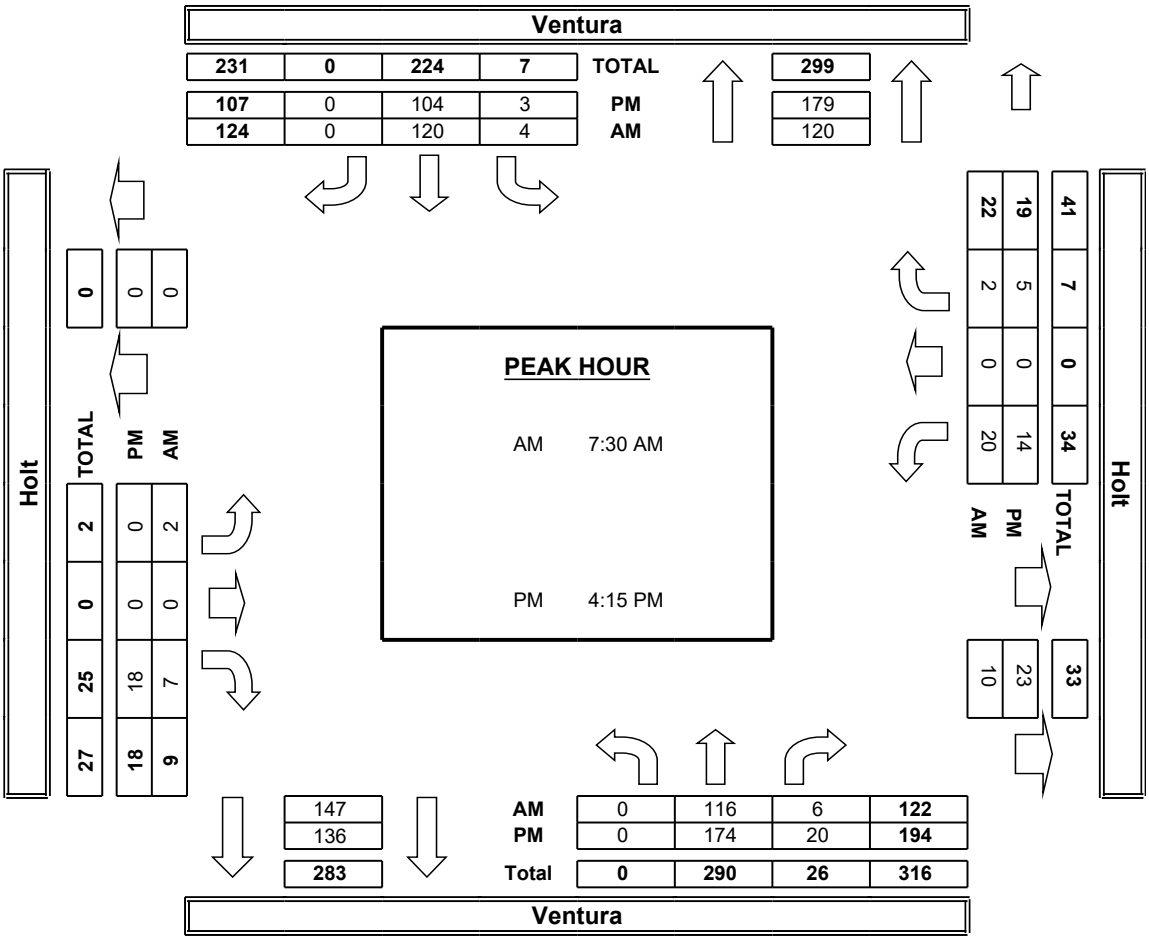

INTERSECTION TURNING MOVEMENT COUNTS

PREPARED BY: AimTD LLC. tel: 714 253 7888 cs@aimtd.com

DATE:				
Tue, Mar 7, 23	LOCATION:	Ventura	PROJECT #:	SC3865
	NORTH & SOUTH:	Ventura	LOCATION #:	5
	EAST & WEST:	Fraser	CONTROL:	STOP W

NOTES:

AM / PM / MD / OTHER / OTHER — ▲ N ◄ W E ► S ▼

☑ Add U-Turns to Left Turns

		NORTHBOUND Ventura			SOUTHBOUND Ventura			EASTBOUND Fraser			WESTBOUND Fraser				U-TURNS				
	LANES:	NL 1	NT 1	NR 0	SL 1	ST 1	SR 0	EL 0	ET 1	ER 0	WL 0	WT 1	WR 0	TOTAL	NB 0	SB 0	EB 0	WB 0	TTL
AM	7:00 AM	5	12	0	0	17	1	0	0	2	2	0	1	40	0	0	0	0	0
	7:15 AM	5	14	2	2	16	0	0	0	0	1	0	1	41	0	0	0	0	0
	7:30 AM	3	15	1	0	24	1	0	0	0	10	0	2	56	1	0	0	0	1
	7:45 AM	2	33	3	1	30	0	0	0	0	2	0	2	73	1	0	0	0	1
	8:00 AM	3	27	0	0	28	0	0	0	0	6	0	1	65	0	0	0	0	0
	8:15 AM	3	28	3	1	20	1	0	0	0	2	0	0	58	0	0	0	0	0
	8:30 AM	1	17	2	0	30	1	0	0	0	3	0	0	54	1	0	0	0	1
	8:45 AM	0	18	1	1	16	0	0	0	1	2	0	1	40	0	0	0	0	0
	VOLUMES	22	164	12	5	181	4	0	0	3	28	0	8	427	3	0	0	0	3
	APPROACH %	11%	83%	6%	3%	95%	2%	0%	0%	100%	78%	0%	22%						
	APP/DEPART	198	/	172	190	/	215	3	/	17	36	/	23	0					
	BEGIN PEAK HR		7:30 AM																
	VOLUMES	11	103	7	2	102	2	0	0	0	20	0	5	252					
	APPROACH %	9%	85%	6%	2%	96%	2%	0%	0%	0%	80%	0%	20%						
	PEAK HR FACTOR		0.796			0.855			0.000			0.521		0.863					
	APP/DEPART	121	/	108	106	/	124	0	/	9	25	/	11	0					
PM	4:00 PM	1	30	5	2	23	0	0	0	2	2	0	0	65	0	0	0	0	0
	4:15 PM	2	37	5	0	27	0	1	0	1	1	0	1	75	0	0	0	0	0
	4:30 PM	2	43	11	1	18	0	0	0	4	3	0	1	83	1	0	0	0	1
	4:45 PM	0	29	3	0	21	0	0	0	0	4	0	1	58	0	0	0	0	0
	5:00 PM	3	35	1	1	14	1	0	0	2	9	0	1	67	0	0	0	0	0
	5:15 PM	2	34	1	0	26	0	0	0	3	7	0	1	74	0	0	0	0	0
	5:30 PM	0	30	2	1	33	0	0	0	0	3	0	0	69	0	0	0	0	0
	5:45 PM	2	38	5	1	20	0	0	0	0	0	0	2	68	0	0	0	0	0
	VOLUMES	12	276	33	6	182	1	1	0	12	29	0	7	559	1	0	0	0	1
	APPROACH %	4%	86%	10%	3%	96%	1%	8%	0%	92%	81%	0%	19%						
	APP/DEPART	321	/	284	189	/	224	13	/	39	36	/	12	0					
	BEGIN PEAK HR		4:15 PM																
	VOLUMES	7	144	20	2	80	1	1	0	7	17	0	4	283					
	APPROACH %	4%	84%	12%	2%	96%	1%	13%	0%	88%	81%	0%	19%						
	PEAK HR FACTOR		0.763			0.769			0.500			0.525		0.852					
	APP/DEPART	171	/	149	83	/	105	8	/	22	21	/	7	0					

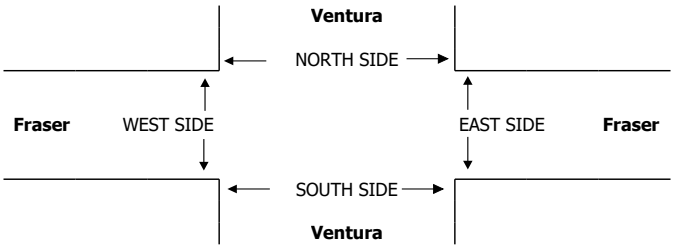

AimTD LLC

TURNING MOVEMENT COUNTS

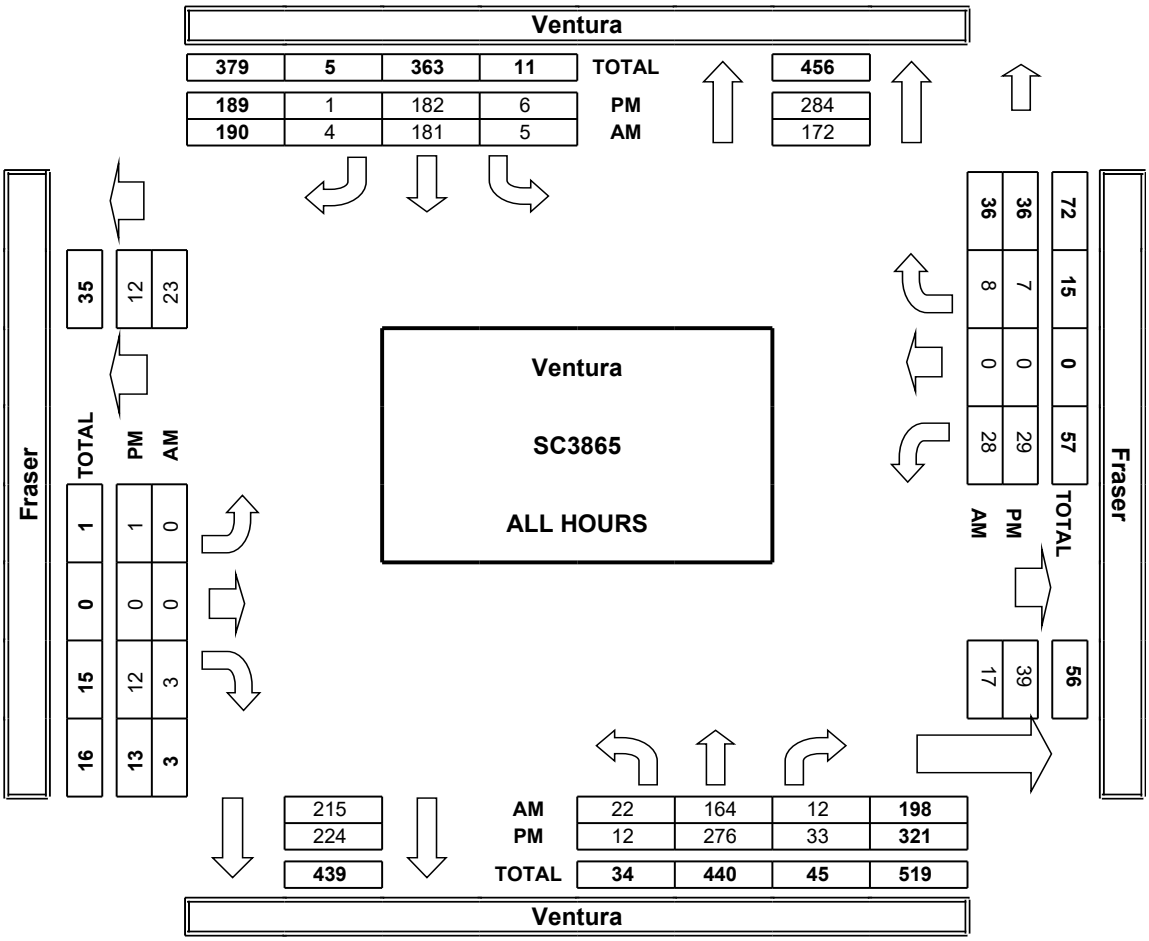

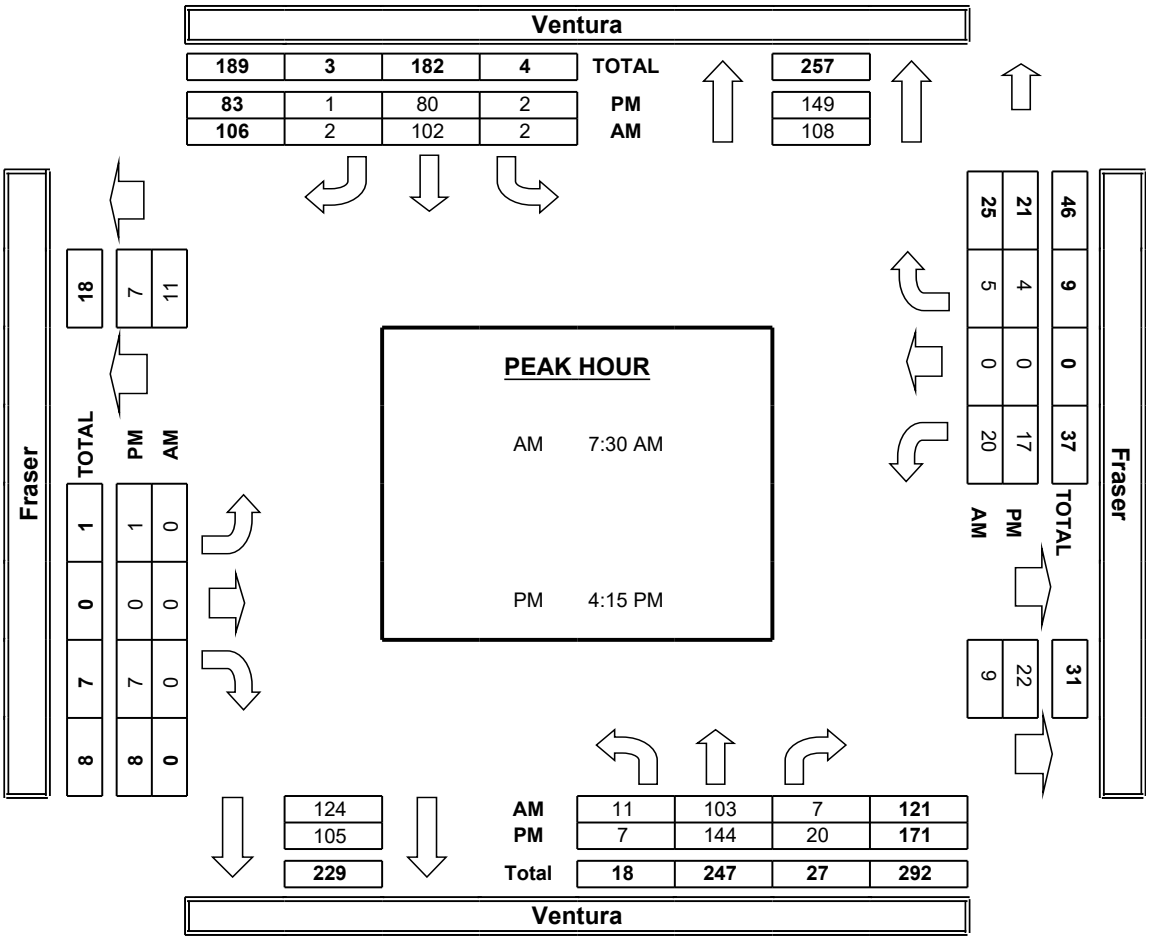

INTERSECTION TURNING MOVEMENT COUNTS

PREPARED BY: AimTD LLC. tel: 714 253 7888 cs@aimtd.com

DATE: Tue, Mar 7, 23

LOCATION: Ventura
NORTH & SOUTH: Ventura
EAST & WEST: Bard

PROJECT #: SC3865
LOCATION #: 6
CONTROL: STOP W

NOTES:

AM / PM / MD / OTHER / OTHER — ▲ N ◄ W E ► S ▼

☑ Add U-Turns to Left Turns

		NORTHBOUND (Ventura)			SOUTHBOUND (Ventura)			EASTBOUND (Bard)			WESTBOUND (Bard)				U-TURNS				
	LANES:	NL 1	NT 1	NR 0	SL 1	ST 1	SR 0	EL X	ET X	ER X	WL 0	WT 1	WR 0	TOTAL	NB 0	SB 0	EB 0	WB 0	TTL
AM	7:00 AM	1	9	1	0	17	0	0	0	0	3	0	0	31	0	0	0	0	0
	7:15 AM	1	15	0	0	17	0	0	0	0	1	0	0	34	0	0	0	0	0
	7:30 AM	1	16	0	0	24	0	0	0	0	1	0	0	42	0	0	0	0	0
	7:45 AM	2	34	0	0	27	0	0	0	0	3	0	0	66	0	0	0	0	0
	8:00 AM	0	27	1	0	26	0	0	0	0	2	0	0	56	0	0	0	0	0
	8:15 AM	3	24	1	0	19	0	0	0	0	3	0	0	50	0	0	0	0	0
	8:30 AM	0	17	0	0	24	0	0	0	0	6	0	0	47	0	0	0	0	0
	8:45 AM	1	17	0	0	15	0	0	0	0	2	0	0	35	0	0	0	0	0
	VOLUMES	9	159	3	0	169	0	0	0	0	21	0	0	361	0	0	0	0	0
	APPROACH %	5%	93%	2%	0%	100%	0%	0%	0%	0%	100%	0%	0%						
	APP/DEPART	171	/	159	169	/	190	0	/	3	21	/	9	0					
	BEGIN PEAK HR		7:45 AM																
	VOLUMES	5	102	2	0	96	0	0	0	0	14	0	0	219					
	APPROACH %	5%	94%	2%	0%	100%	0%	0%	0%	0%	100%	0%	0%						
	PEAK HR FACTOR		0.757			0.889			0.000			0.583		0.830					
	APP/DEPART	109	/	102	96	/	110	0	/	2	14	/	5	0					
PM	4:00 PM	1	27	2	0	26	0	0	0	0	0	0	0	56	0	0	0	0	0
	4:15 PM	1	36	3	0	28	1	0	0	0	0	0	0	69	0	0	0	0	0
	4:30 PM	0	38	4	0	21	0	0	0	0	0	0	0	63	0	0	0	0	0
	4:45 PM	0	29	3	2	20	0	0	0	0	1	0	0	55	0	0	0	0	0
	5:00 PM	0	34	3	1	14	0	1	0	0	0	0	1	54	0	0	0	0	0
	5:15 PM	0	31	3	1	27	1	0	0	0	0	0	0	63	0	0	0	0	0
	5:30 PM	0	27	3	1	32	0	0	0	0	3	0	0	66	0	0	0	0	0
	5:45 PM	0	36	3	0	20	0	0	0	0	1	0	0	60	0	0	0	0	0
	VOLUMES	2	258	24	5	188	2	1	0	0	5	0	1	486	0	0	0	0	0
	APPROACH %	1%	91%	8%	3%	96%	1%	100%	0%	0%	83%	0%	17%						
	APP/DEPART	284	/	260	195	/	193	1	/	29	6	/	4	0					
	BEGIN PEAK HR		5:00 PM																
	VOLUMES	0	128	12	3	93	1	1	0	0	4	0	1	243					
	APPROACH %	0%	91%	9%	3%	96%	1%	100%	0%	0%	80%	0%	20%						
	PEAK HR FACTOR		0.833			0.735			0.250			0.417		0.880					
	APP/DEPART	140	/	130	97	/	97	1	/	15	5	/	1	0					

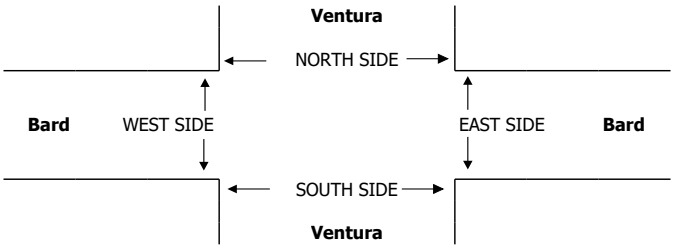

AimTD LLC

TURNING MOVEMENT COUNTS

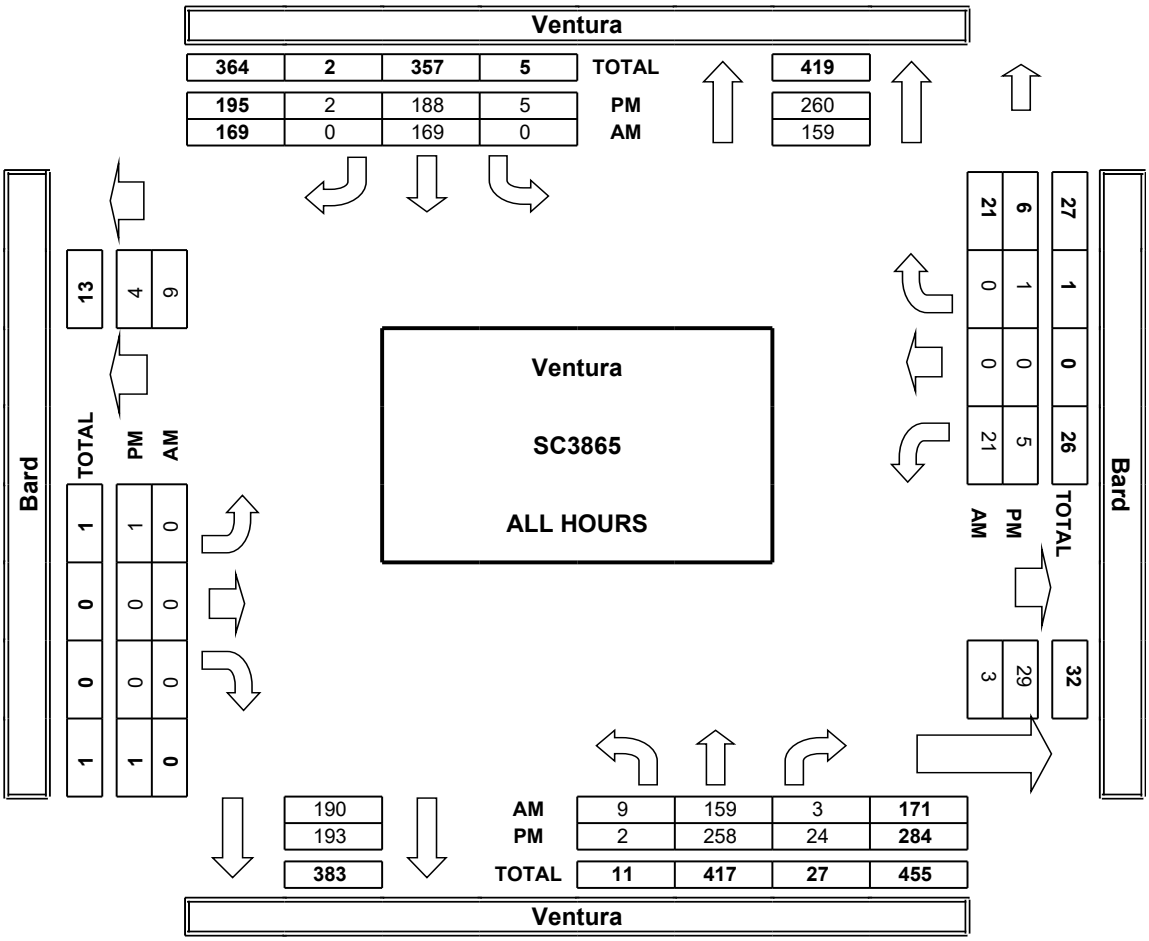

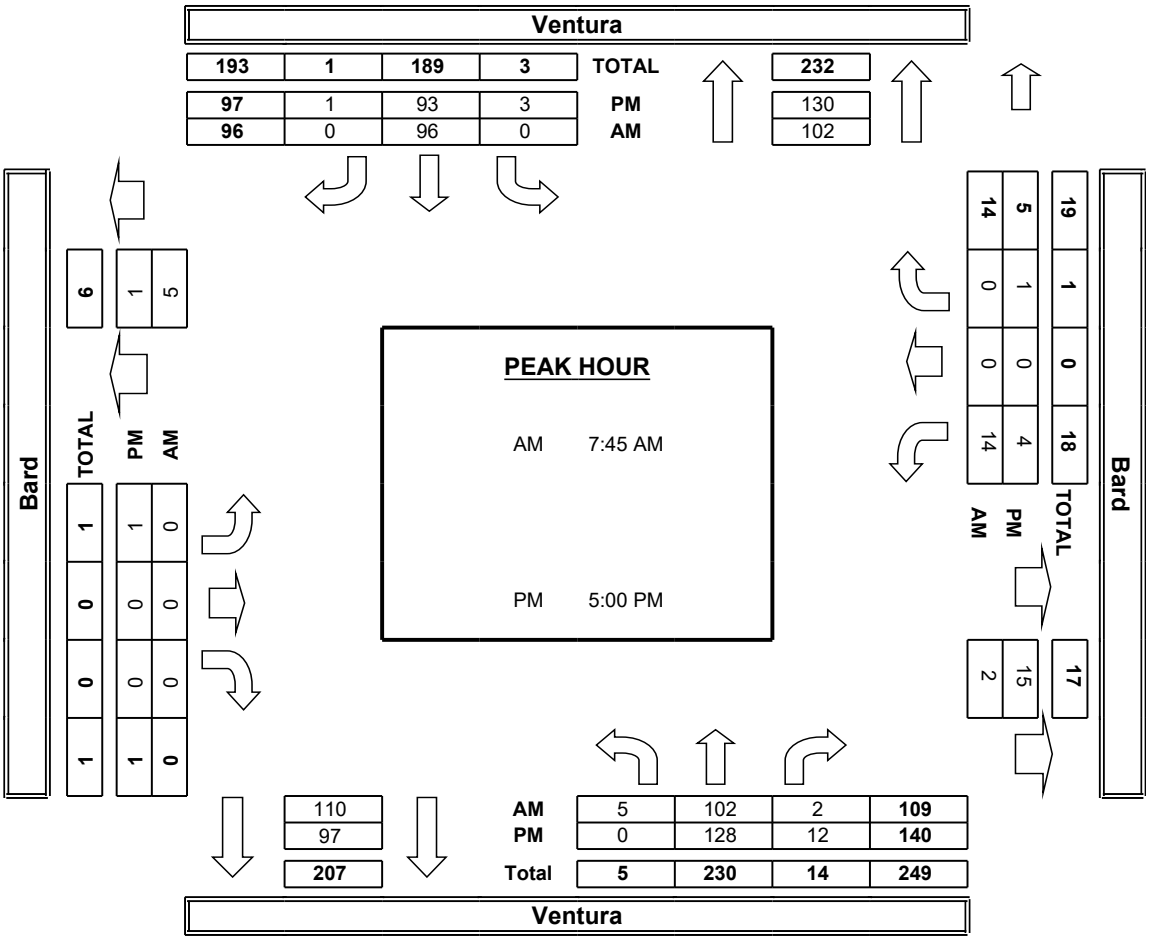

INTERSECTION TURNING MOVEMENT COUNTS

T218

PREPARED BY: AimTD LLC. tel: 714 253 7888 cs@aimtd.com

DATE:					
Tue, Mar 7, 23	LOCATION:	Ventura	PROJECT #:	SC3865
	NORTH & SOUTH:	Ventura	LOCATION #:	7
	EAST & WEST:	Los Cabos	CONTROL:	STOP W

NOTES:

AM / PM / MD / OTHER / OTHER — ▲ N ◄ W E ► S ▼

☐ Add U-Turns to Left Turns

		NORTHBOUND Ventura			SOUTHBOUND Ventura			EASTBOUND Los Cabos			WESTBOUND Los Cabos				U-TURNS				
	LANES:	NL X	NT 1	NR 0	SL 1	ST 1	SR X	EL X	ET X	ER X	WL 0	WT X	WR 0	TOTAL	NB 0	SB 0	EB 0	WB 0	TTL
AM	7:00 AM	0	9	0	0	13	0	0	0	0	3	0	0	25	0	0	0	0	0
	7:15 AM	0	13	2	1	14	0	0	0	0	2	0	2	34	0	0	0	0	0
	7:30 AM	0	16	0	0	19	0	0	0	0	5	0	0	40	0	0	0	0	0
	7:45 AM	0	28	4	2	17	0	0	0	0	9	0	0	60	1	0	0	0	1
	8:00 AM	0	22	6	2	22	0	0	0	0	4	0	0	56	0	0	0	0	0
	8:15 AM	0	22	2	1	15	0	0	0	0	4	0	1	45	0	0	0	0	0
	8:30 AM	0	15	1	0	23	0	0	0	0	4	0	0	43	0	0	0	0	0
	8:45 AM	0	14	2	0	10	0	0	0	0	2	0	0	28	1	0	0	0	1
	VOLUMES	0	139	17	6	133	0	0	0	0	33	0	3	333	2	0	0	0	2
	APPROACH %	0%	88%	11%	4%	96%	0%	0%	0%	0%	92%	0%	8%						
	APP/DEPART	158	/	142	139	/	168	0	/	23	36	/	0	0					
	BEGIN PEAK HR		7:45 AM																
	VOLUMES	0	87	13	5	77	0	0	0	0	21	0	1	205					
	APPROACH %	0%	86%	13%	6%	94%	0%	0%	0%	0%	95%	0%	5%						
	PEAK HR FACTOR		0.765			0.854			0.000			0.611		0.840					
	APP/DEPART	101	/	88	82	/	99	0	/	18	22	/	0	0					
PM	4:00 PM	0	25	2	3	22	0	0	0	0	4	0	1	57	0	0	0	0	0
	4:15 PM	0	29	5	2	20	0	0	0	0	7	0	1	64	0	0	0	0	0
	4:30 PM	0	28	9	0	18	0	0	0	0	3	0	2	60	0	0	0	0	0
	4:45 PM	0	22	8	0	20	0	0	0	0	2	0	0	52	0	0	0	0	0
	5:00 PM	0	29	5	0	14	0	0	0	0	1	0	1	50	0	0	0	0	0
	5:15 PM	0	24	8	1	26	0	0	0	0	2	0	0	61	0	0	0	0	0
	5:30 PM	0	26	1	3	25	0	0	0	0	7	0	1	63	0	0	0	0	0
	5:45 PM	0	32	5	1	15	0	0	0	0	5	0	0	58	0	0	0	0	0
	VOLUMES	0	215	43	10	160	0	0	0	0	31	0	6	465	0	0	0	0	0
	APPROACH %	0%	83%	17%	6%	94%	0%	0%	0%	0%	84%	0%	16%						
	APP/DEPART	258	/	221	170	/	191	0	/	53	37	/	0	0					
	BEGIN PEAK HR		4:00 PM																
	VOLUMES	0	104	24	5	80	0	0	0	0	16	0	4	233					
	APPROACH %	0%	81%	19%	6%	94%	0%	0%	0%	0%	80%	0%	20%						
	PEAK HR FACTOR		0.865			0.850			0.000			0.625		0.910					
	APP/DEPART	128	/	108	85	/	96	0	/	29	20	/	0	0					

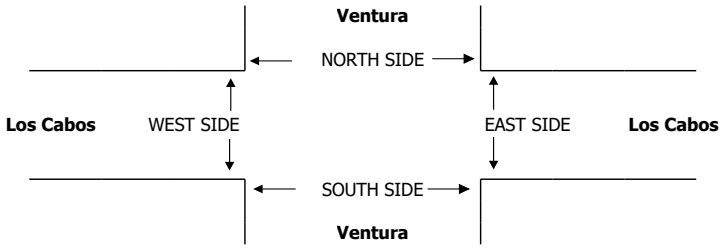

AimTD LLC

TURNING MOVEMENT COUNTS

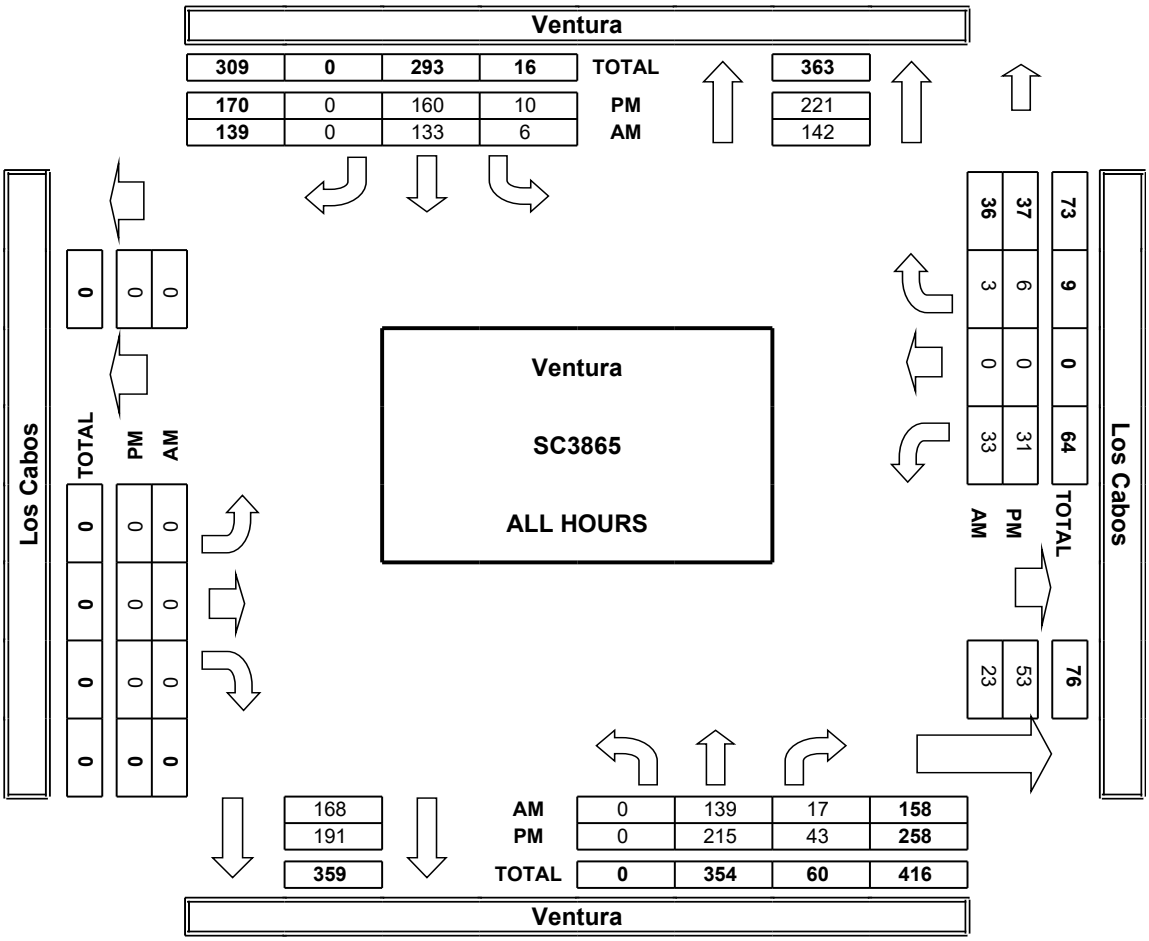

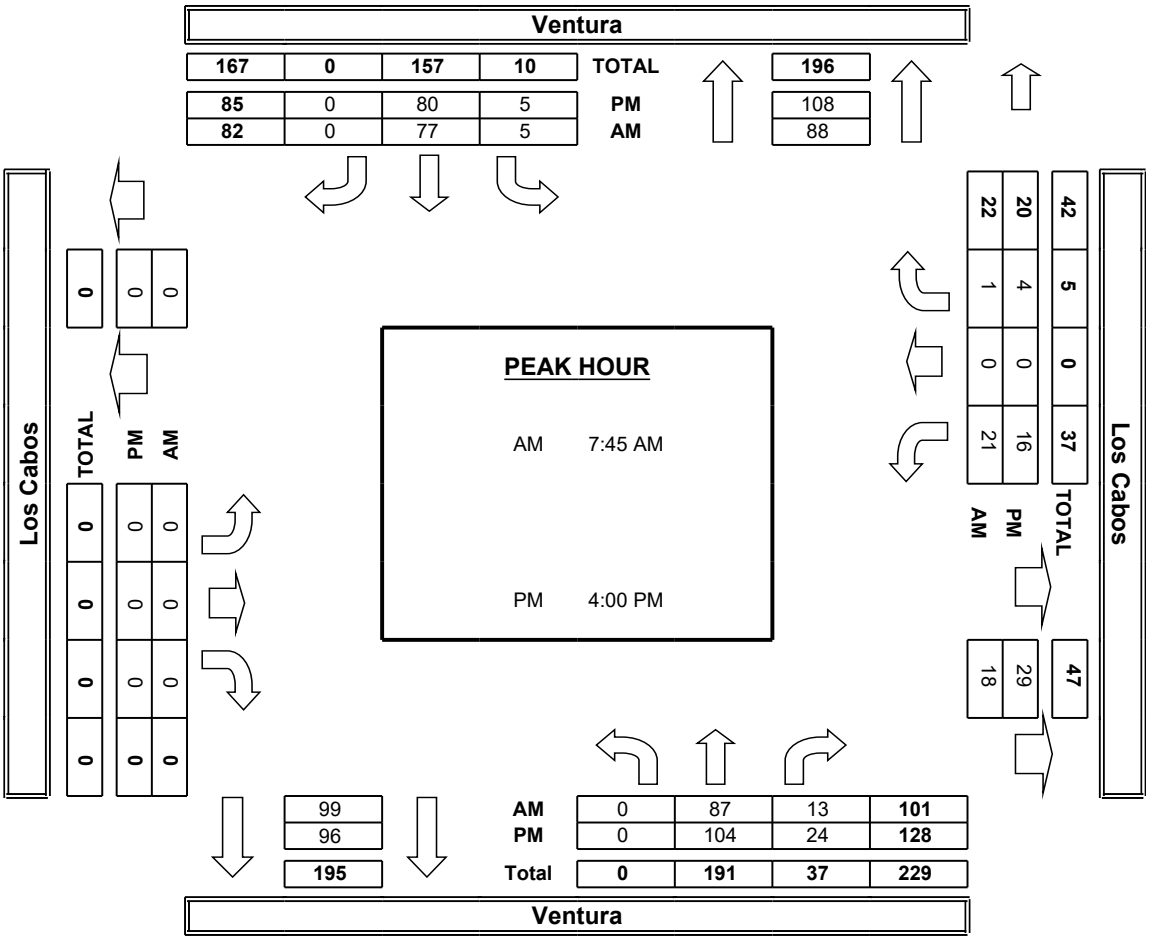

INTERSECTION TURNING MOVEMENT COUNTS

T218

PREPARED BY: AimTD LLC. tel: 714 253 7888 cs@aimtd.com

DATE:	LOCATION:	Ventura	PROJECT #:	SC3865
Tue, Mar 7, 23	NORTH & SOUTH:	Ventura	LOCATION #:	8
	EAST & WEST:	Norway	CONTROL:	STOP W

NOTES:

AM / PM / MD / OTHER / OTHER — ▲ N ◄ W E ► S ▼

☑ Add U-Turns to Left Turns

		NORTHBOUND (Ventura)			SOUTHBOUND (Ventura)			EASTBOUND (Norway)			WESTBOUND (Norway)				U-TURNS				
	LANES:	NL X	NT 1	NR 0	SL 1	ST 1	SR X	EL X	ET X	ER X	WL 0	WT X	WR 0	TOTAL	NB 0	SB 0	EB 0	WB 0	TTL
AM	7:00 AM	0	8	3	2	4	0	0	0	0	7	0	12	36	0	0	0	0	0
	7:15 AM	0	10	2	3	5	0	0	0	0	9	0	28	57	0	0	0	0	0
	7:30 AM	0	13	4	1	6	0	0	0	0	13	0	29	66	0	0	0	0	0
	7:45 AM	0	18	7	5	10	0	0	0	0	14	0	33	87	0	0	0	0	0
	8:00 AM	0	12	9	7	10	0	0	0	0	10	0	20	68	0	0	0	0	0
	8:15 AM	0	20	2	7	9	0	0	0	0	7	0	8	53	0	0	0	0	0
	8:30 AM	0	10	7	2	10	0	0	0	0	9	0	20	58	0	0	0	0	0
	8:45 AM	0	9	4	8	6	0	0	0	0	6	0	10	43	0	0	0	0	0
	VOLUMES	0	100	38	35	60	0	0	0	0	75	0	160	468	0	0	0	0	0
	APPROACH %	0%	72%	28%	37%	63%	0%	0%	0%	0%	32%	0%	68%						
	APP/DEPART	138	/	260	95	/	135	0	/	73	235	/	0	0					
	BEGIN PEAK HR		7:15 AM																
	VOLUMES	0	53	22	16	31	0	0	0	0	46	0	110	278					
	APPROACH %	0%	71%	29%	34%	66%	0%	0%	0%	0%	29%	0%	71%						
	PEAK HR FACTOR		0.750			0.691			0.000			0.830		0.799					
	APP/DEPART	75	/	163	47	/	77	0	/	38	156	/	0	0					
PM	4:00 PM	0	12	13	11	18	0	0	0	0	5	0	8	67	0	0	0	0	0
	4:15 PM	0	20	7	12	15	0	0	0	0	11	0	5	70	0	0	0	0	0
	4:30 PM	0	15	14	8	11	0	0	0	0	3	0	7	58	0	0	0	0	0
	4:45 PM	0	14	6	21	11	0	0	0	0	5	0	5	62	0	0	0	0	0
	5:00 PM	0	16	12	16	9	0	0	0	0	6	0	8	67	0	0	0	0	0
	5:15 PM	0	14	6	18	18	0	0	0	0	8	0	10	74	0	0	0	0	0
	5:30 PM	0	8	18	21	16	0	0	0	0	5	0	10	78	0	0	0	0	0
	5:45 PM	0	11	20	11	12	0	0	0	0	3	0	6	63	0	0	0	0	0
	VOLUMES	0	110	96	118	110	0	0	0	0	46	0	59	539	0	0	0	0	0
	APPROACH %	0%	53%	47%	52%	48%	0%	0%	0%	0%	44%	0%	56%						
	APP/DEPART	206	/	169	228	/	156	0	/	214	105	/	0	0					
	BEGIN PEAK HR		5:00 PM																
	VOLUMES	0	49	56	66	55	0	0	0	0	22	0	34	282					
	APPROACH %	0%	47%	53%	55%	45%	0%	0%	0%	0%	39%	0%	61%						
	PEAK HR FACTOR		0.847			0.818			0.000			0.778		0.904					
	APP/DEPART	105	/	83	121	/	77	0	/	122	56	/	0	0					

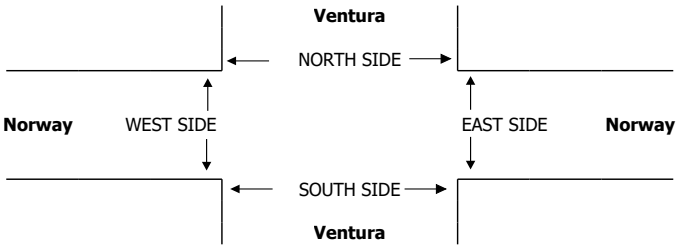

AimTD LLC

TURNING MOVEMENT COUNTS

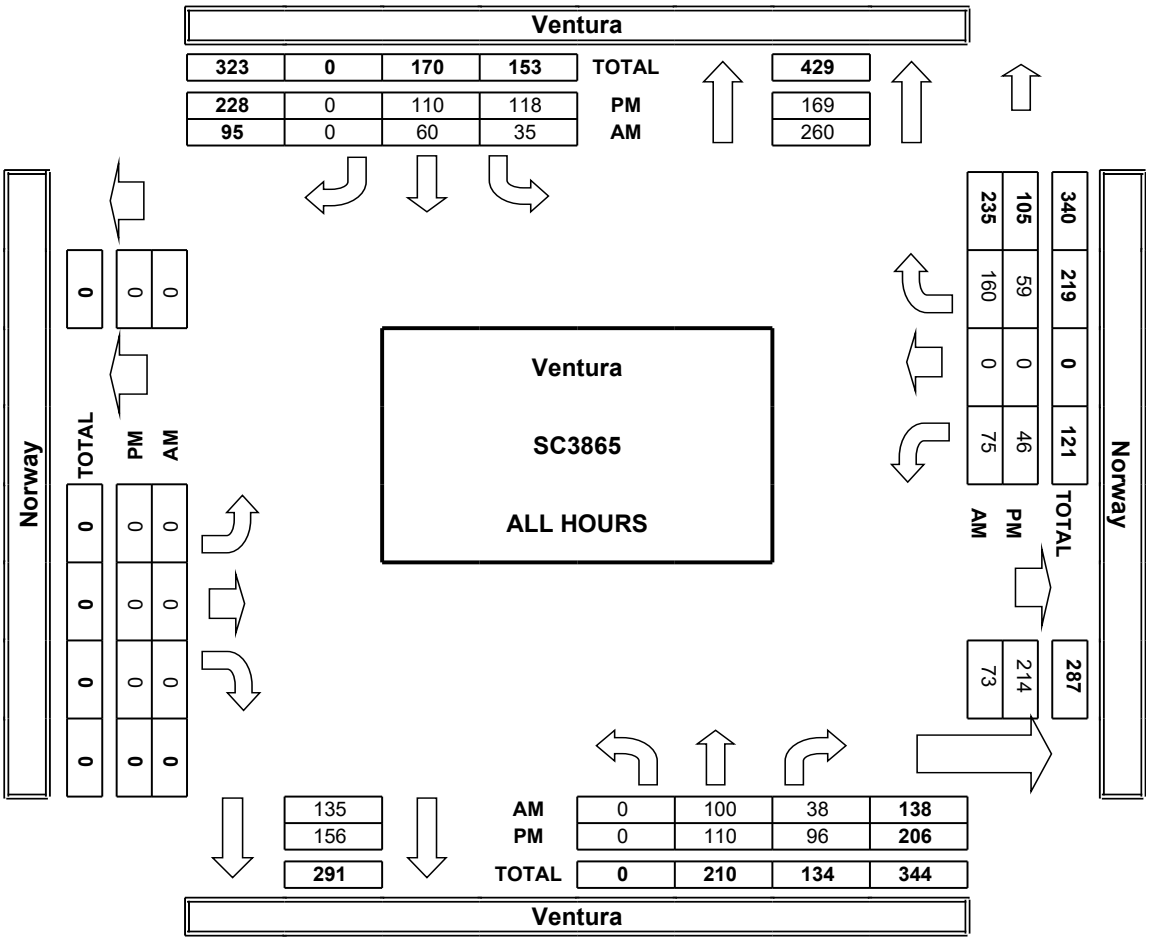

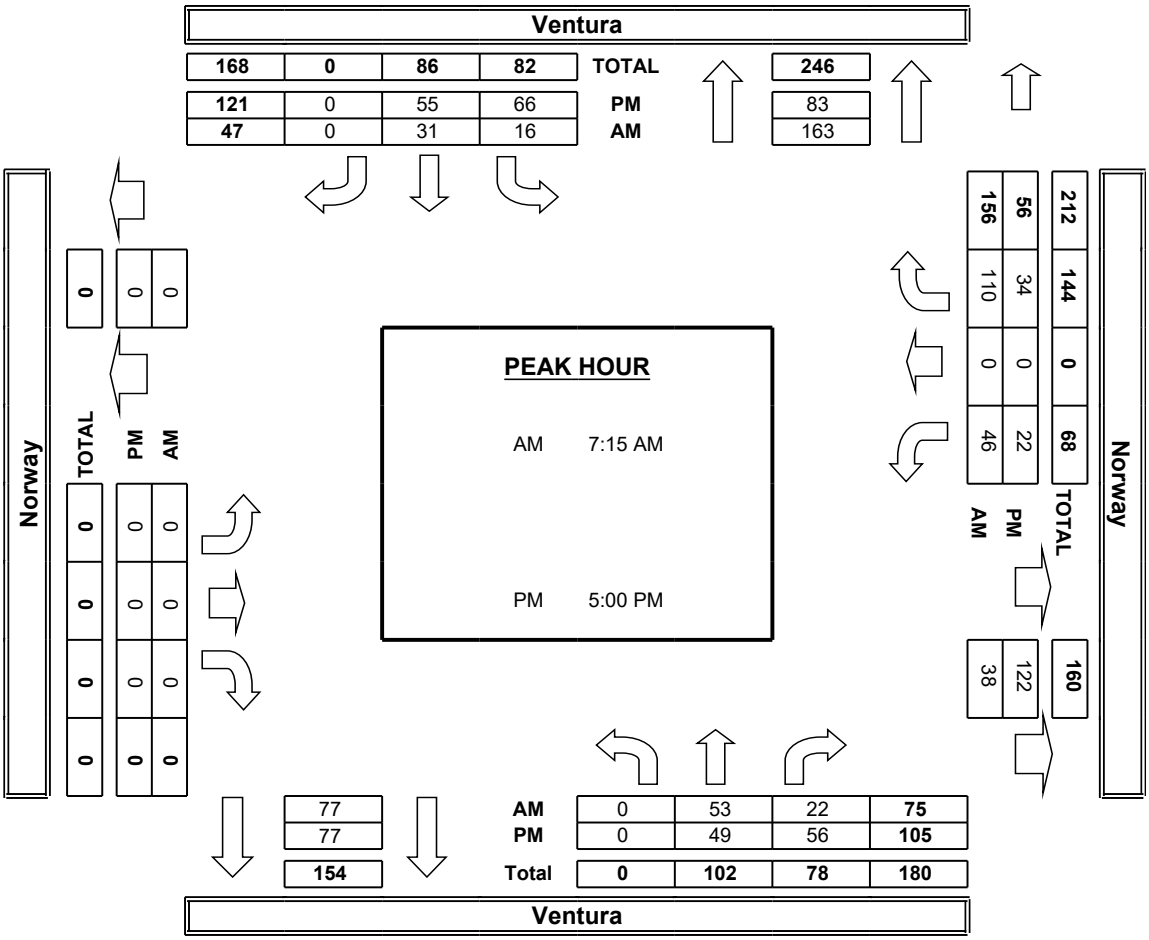

INTERSECTION TURNING MOVEMENT COUNTS

T218

PREPARED BY: AimTD LLC. tel: 714 253 7888 cs@aimtd.com

DATE: Tue, Mar 7, 23

LOCATION: Ventura
NORTH & SOUTH: Ventura
EAST & WEST: Crooked Palm

PROJECT #: SC3865
LOCATION #: 9
CONTROL: STOP E

NOTES:

AM / PM / MD / OTHER / OTHER — ▲ N ◄ W E ► S ▼

☑ Add U-Turns to Left Turns

		NORTHBOUND Ventura			SOUTHBOUND Ventura			EASTBOUND Crooked Palm			WESTBOUND Crooked Palm				U-TURNS				
	LANES:	NL 1	NT 1	NR X	SL X	ST 1	SR 0	EL 0	ET X	ER 0	WL X	WT X	WR X	TOTAL	NB 0	SB 0	EB 0	WB 0	TTL
AM	7:00 AM	0	20	0	0	6	0	0	0	0	0	0	0	26	0	0	0	0	0
	7:15 AM	1	37	0	0	7	2	0	0	0	0	0	0	47	0	0	0	0	0
	7:30 AM	2	40	0	0	7	1	0	0	0	0	0	0	50	0	0	0	0	0
	7:45 AM	0	51	0	0	15	2	0	0	0	0	0	0	68	0	0	0	0	0
	8:00 AM	0	30	0	0	17	1	0	0	0	0	0	0	48	0	0	0	0	0
	8:15 AM	1	27	0	0	16	1	2	0	0	0	0	0	47	0	0	0	0	0
	8:30 AM	0	30	0	0	14	1	0	0	0	0	0	0	45	0	0	0	0	0
	8:45 AM	0	18	0	0	13	1	0	0	0	0	0	0	32	0	0	0	0	0
	VOLUMES	4	253	0	0	95	9	2	0	0	0	0	0	363	0	0	0	0	0
	APPROACH %	2%	98%	0%	0%	91%	9%	100%	0%	0%	0%	0%	0%						
	APP/DEPART	257	/	255	104	/	95	2	/	0	0	/	13	0					
	BEGIN PEAK HR		7:30 AM																
	VOLUMES	3	148	0	0	55	5	2	0	0	0	0	0	213					
	APPROACH %	2%	98%	0%	0%	92%	8%	100%	0%	0%	0%	0%	0%						
	PEAK HR FACTOR		0.740			0.833			0.250			0.000		0.783					
	APP/DEPART	151	/	150	60	/	55	2	/	0	0	/	8	0					
PM	4:00 PM	0	19	0	0	28	0	0	0	1	0	0	0	48	0	0	0	0	0
	4:15 PM	1	24	0	0	24	1	0	0	2	0	0	0	52	0	0	0	0	0
	4:30 PM	2	19	0	0	18	2	1	0	0	0	0	0	42	0	0	0	0	0
	4:45 PM	0	20	0	0	32	1	1	0	0	0	0	0	54	0	0	0	0	0
	5:00 PM	0	21	0	0	26	2	0	0	0	0	0	0	49	0	0	0	0	0
	5:15 PM	0	25	0	0	35	0	0	0	0	0	0	0	60	0	0	0	0	0
	5:30 PM	2	16	0	0	35	0	1	0	1	0	0	0	55	0	0	0	0	0
	5:45 PM	0	17	0	0	23	1	3	0	0	0	0	0	44	0	0	0	0	0
	VOLUMES	5	161	0	0	221	7	6	0	4	0	0	0	404	0	0	0	0	0
	APPROACH %	3%	97%	0%	0%	97%	3%	60%	0%	40%	0%	0%	0%						
	APP/DEPART	166	/	167	228	/	225	10	/	0	0	/	12	0					
	BEGIN PEAK HR		4:45 PM																
	VOLUMES	2	82	0	0	128	3	2	0	1	0	0	0	218					
	APPROACH %	2%	98%	0%	0%	98%	2%	67%	0%	33%	0%	0%	0%						
	PEAK HR FACTOR		0.840			0.936			0.375			0.000		0.908					
	APP/DEPART	84	/	84	131	/	129	3	/	0	0	/	5	0					

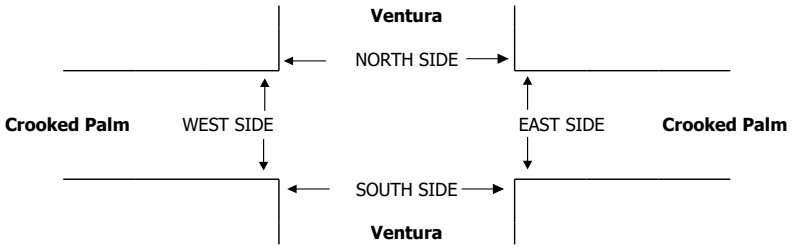

AimTD LLC

TURNING MOVEMENT COUNTS

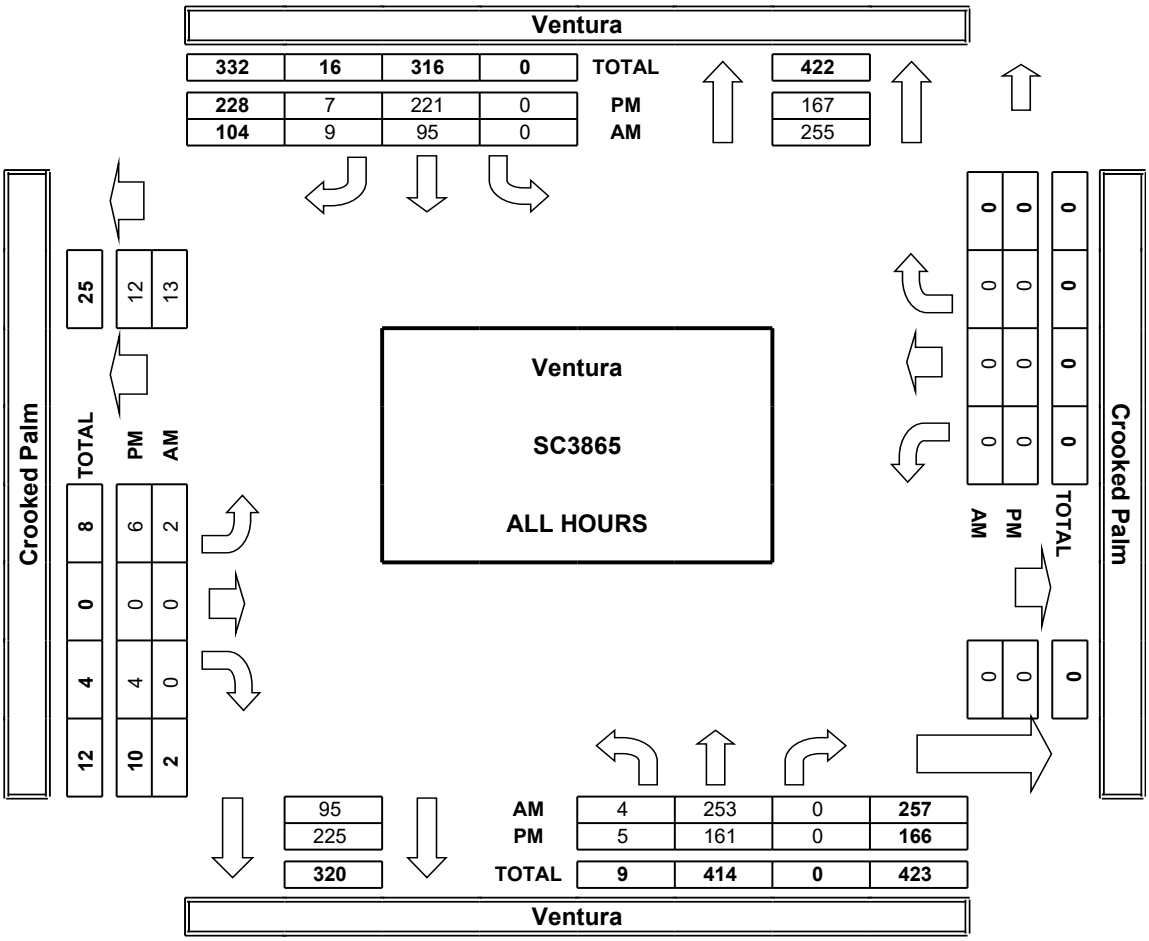

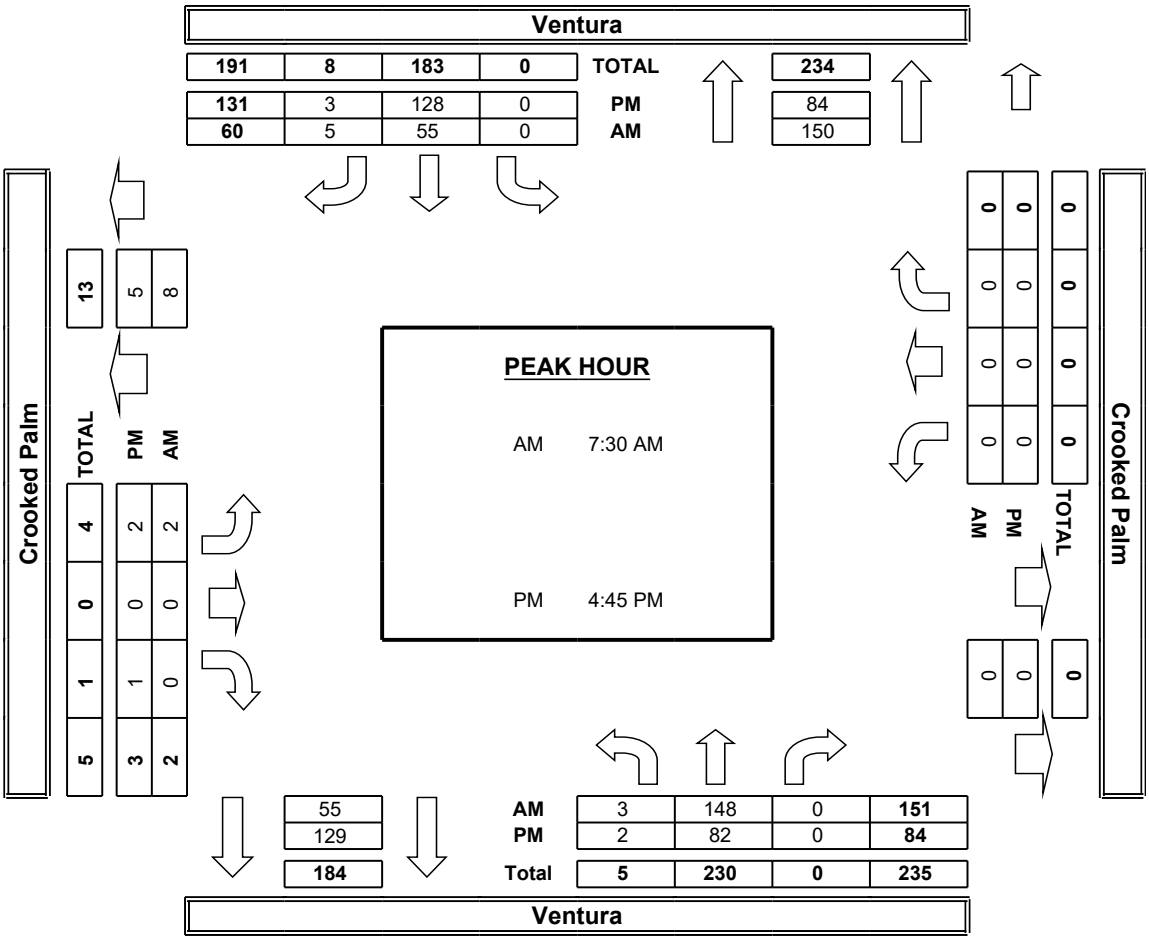

INTERSECTION TURNING MOVEMENT COUNTS

T218

PREPARED BY: AimTD LLC. tel: 714 253 7888 cs@aimtd.com

DATE: Tue, Mar 7, 23

LOCATION: Ventura
NORTH & SOUTH: Ventura
EAST & WEST: Canada Larga

PROJECT #: SC3865
LOCATION #: 10
CONTROL: STOP E/W

NOTES:

AM
PM
MD
OTHER
OTHER

◄ W
N ▲
S ▼
E ►

☑ Add U-Turns to Left Turns

		NORTHBOUND Ventura			SOUTHBOUND Ventura			EASTBOUND Canada Larga			WESTBOUND Canada Larga				U-TURNS				
	LANES:	NL 0	NT 1	NR 0	SL 0	ST 1	SR 0	EL 0	ET 1	ER 0	WL 0	WT 1	WR 0	TOTAL	NB 0	SB 0	EB 0	WB 0	TTL
AM	7:00 AM	0	4	15	1	2	0	0	0	0	8	0	2	32	0	0	0	0	0
	7:15 AM	0	2	36	2	2	0	0	0	0	11	1	4	58	0	0	0	0	0
	7:30 AM	0	6	34	0	0	0	0	0	0	11	0	1	52	0	0	0	0	0
	7:45 AM	1	7	45	1	4	0	0	1	0	24	2	3	88	0	0	0	0	0
	8:00 AM	0	5	23	0	3	0	0	1	1	33	0	1	67	0	0	0	0	0
	8:15 AM	0	8	19	1	10	0	0	0	1	29	2	2	72	0	0	0	0	0
	8:30 AM	0	5	28	0	8	0	0	0	0	27	0	0	68	0	0	0	0	0
	8:45 AM	0	6	13	0	3	0	0	0	0	28	0	3	53	0	0	0	0	0
	VOLUMES	1	43	213	5	32	0	0	2	2	171	5	16	490	0	0	0	0	0
	APPROACH %	0%	17%	83%	14%	86%	0%	0%	50%	50%	89%	3%	8%						
	APP/DEPART	257	/	59	37	/	205	4	/	220	192	/	6	0					
	BEGIN PEAK HR		7:45 AM																
	VOLUMES	1	25	115	2	25	0	0	2	2	113	4	6	295					
	APPROACH %	1%	18%	82%	7%	93%	0%	0%	50%	50%	92%	3%	5%						
	PEAK HR FACTOR		0.665			0.614			0.500			0.904		0.838					
	APP/DEPART	141	/	31	27	/	140	4	/	119	123	/	5	0					
PM	4:00 PM	0	8	21	6	3	0	0	0	0	26	0	1	65	0	0	0	0	0
	4:15 PM	0	8	23	2	5	0	0	2	0	20	0	0	60	0	0	0	0	0
	4:30 PM	0	11	24	2	4	0	0	1	0	20	0	2	64	0	0	0	0	0
	4:45 PM	0	8	32	2	9	0	0	2	0	23	1	1	78	0	0	0	0	0
	5:00 PM	0	10	27	3	2	0	0	0	0	28	0	3	73	0	0	0	0	0
	5:15 PM	0	12	26	2	7	0	0	0	0	25	0	3	75	0	0	0	0	0
	5:30 PM	0	5	28	0	4	0	0	0	0	28	0	4	69	0	0	0	0	0
	5:45 PM	0	5	15	1	5	0	0	0	0	18	0	1	45	0	0	0	0	0
	VOLUMES	0	67	196	18	39	0	0	5	0	188	1	15	529	0	0	0	0	0
	APPROACH %	0%	25%	75%	32%	68%	0%	0%	100%	0%	92%	0%	7%						
	APP/DEPART	263	/	82	57	/	227	5	/	219	204	/	1	0					
	BEGIN PEAK HR		4:45 PM																
	VOLUMES	0	35	113	7	22	0	0	2	0	104	1	11	295					
	APPROACH %	0%	24%	76%	24%	76%	0%	0%	100%	0%	90%	1%	9%						
	PEAK HR FACTOR		0.925			0.659			0.250			0.906		0.946					
	APP/DEPART	148	/	46	29	/	126	2	/	122	116	/	1	0					

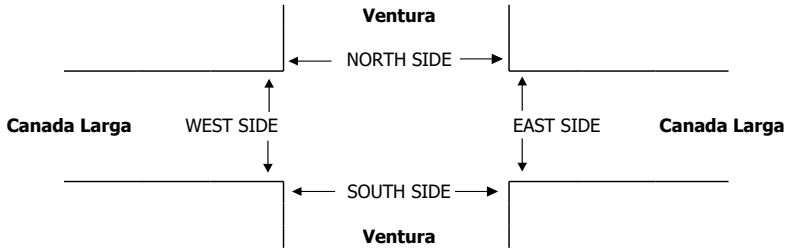

AimTD LLC

TURNING MOVEMENT COUNTS

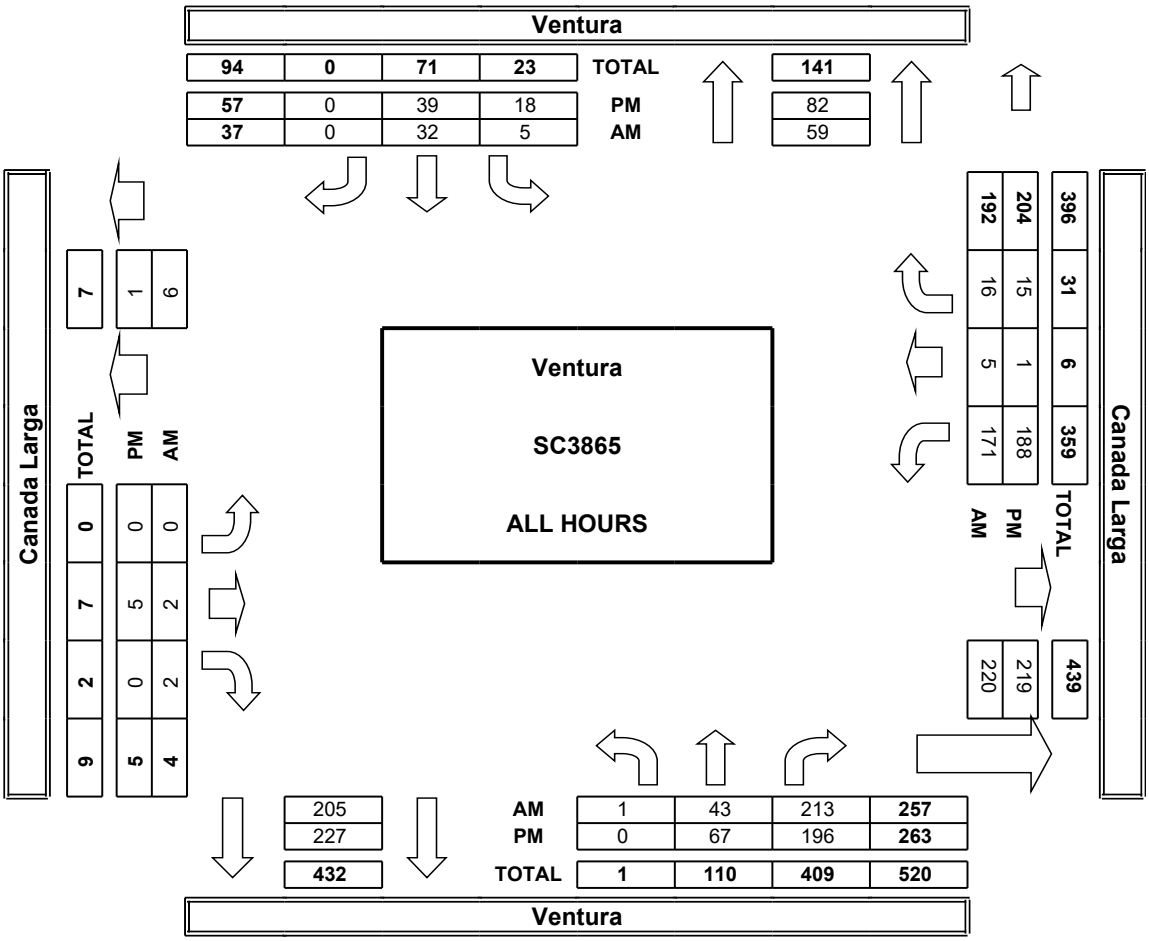

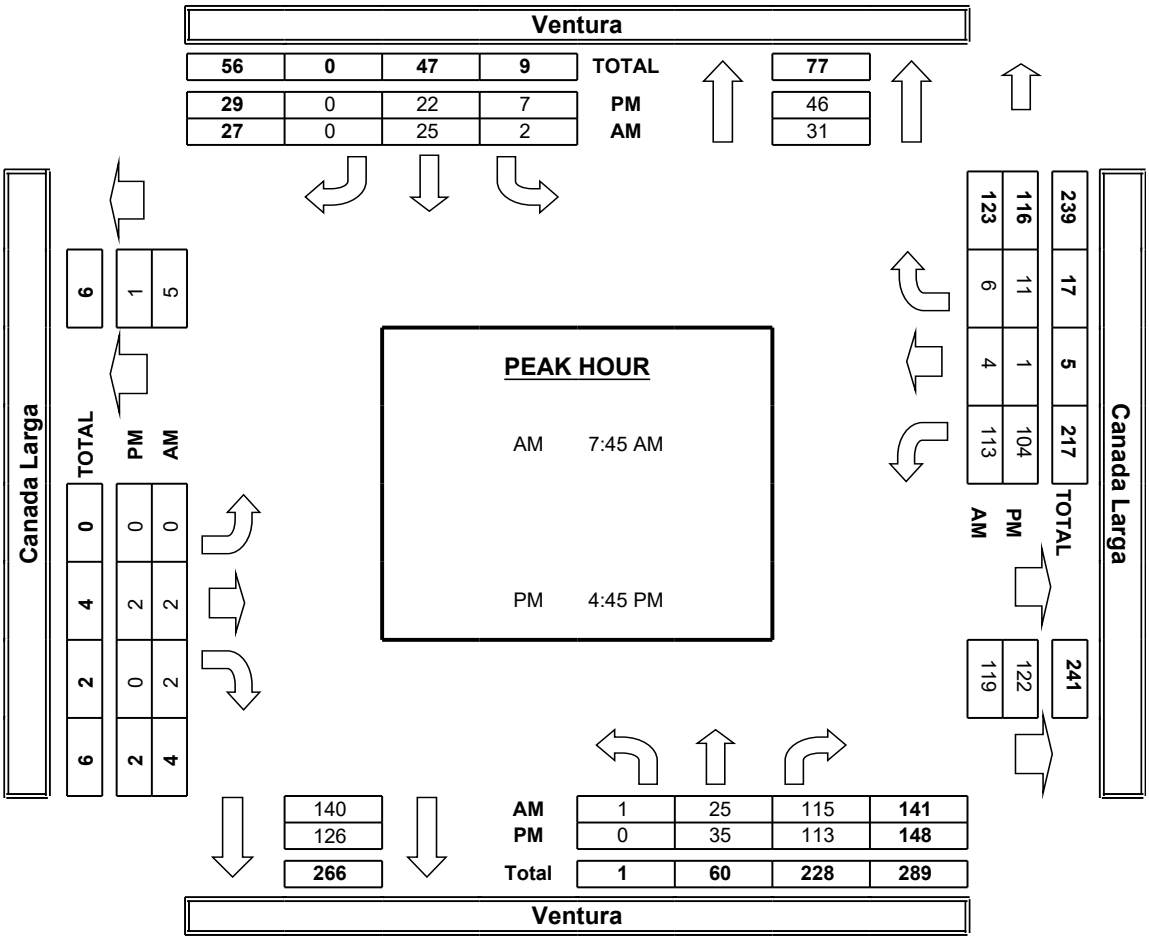

INTERSECTION TURNING MOVEMENT COUNTS

T218

PREPARED BY: AimTD LLC. tel: 714 253 7888 cs@aimtd.com

DATE:				
Tue, Mar 7, 23	LOCATION:	Ventura	PROJECT #:	SC3865
	NORTH & SOUTH:	SR-33 SB Ramps	LOCATION #:	11
	EAST & WEST:	Canada Larga	CONTROL:	STOP S

NOTES:

AM / PM / MD / OTHER / OTHER — ▲ N, ◄ W, E ►, S ▼

☑ Add U-Turns to Left Turns

		NORTHBOUND (SR-33 SB Ramps)			SOUTHBOUND (SR-33 SB Ramps)			EASTBOUND (Canada Larga)			WESTBOUND (Canada Larga)				U-TURNS				
	LANES:	NL X	NT X	NR X	SL 1	ST 0	SR 1	EL X	ET 1	ER 0	WL 0	WT 1	WR X	TOTAL	NB 0	SB 0	EB 0	WB 0	TTL
AM	7:00 AM	0	0	0	1	0	3	0	5	11	1	6	0	27	0	0	0	0	0
	7:15 AM	0	0	0	0	0	6	0	11	26	1	11	0	55	0	0	0	0	0
	7:30 AM	0	0	0	2	1	5	0	9	25	1	6	0	49	0	0	0	0	0
	7:45 AM	0	0	0	1	1	11	0	14	33	2	19	0	81	0	0	0	0	0
	8:00 AM	0	0	0	0	0	12	0	4	20	1	21	0	58	0	0	0	0	0
	8:15 AM	0	0	0	1	0	9	0	8	13	0	23	0	54	0	0	0	0	0
	8:30 AM	0	0	0	0	1	5	0	7	21	1	23	0	58	0	0	0	0	0
	8:45 AM	0	0	0	0	0	2	0	4	9	0	29	0	44	0	0	0	0	0
	VOLUMES	0	0	0	5	3	53	0	62	158	7	138	0	426	0	0	0	0	0
	APPROACH %	0%	0%	0%	8%	5%	87%	0%	28%	72%	5%	95%	0%						
	APP/DEPART	0	/	0	61	/	168	220	/	67	145	/	191	0					
	BEGIN PEAK HR		7:45 AM																
	VOLUMES	0	0	0	2	2	37	0	33	87	4	86	0	251					
	APPROACH %	0%	0%	0%	5%	5%	90%	0%	28%	73%	4%	96%	0%						
	PEAK HR FACTOR		0.000			0.788			0.638			0.938		0.775					
	APP/DEPART	0	/	0	41	/	93	120	/	35	90	/	123	0					
PM	4:00 PM	0	0	0	0	0	13	0	4	23	1	14	0	55	0	0	0	0	0
	4:15 PM	0	0	0	1	0	6	0	13	14	4	14	0	52	0	0	0	0	0
	4:30 PM	0	0	0	0	0	8	0	5	22	1	14	0	50	0	0	0	0	0
	4:45 PM	0	0	0	1	0	6	0	11	25	2	18	0	63	0	0	0	0	0
	5:00 PM	0	0	0	2	0	12	0	5	25	1	20	0	65	0	0	0	0	0
	5:15 PM	0	0	0	0	0	4	0	8	21	5	22	0	60	0	0	0	0	0
	5:30 PM	0	0	0	0	0	11	0	10	18	2	21	0	62	0	0	0	0	0
	5:45 PM	0	0	0	0	0	5	0	7	9	1	14	0	36	0	0	0	0	0
	VOLUMES	0	0	0	4	0	65	0	63	157	17	137	0	443	0	0	0	0	0
	APPROACH %	0%	0%	0%	6%	0%	94%	0%	29%	71%	11%	89%	0%						
	APP/DEPART	0	/	0	69	/	174	220	/	67	154	/	202	0					
	BEGIN PEAK HR		4:45 PM																
	VOLUMES	0	0	0	3	0	33	0	34	89	10	81	0	250					
	APPROACH %	0%	0%	0%	8%	0%	92%	0%	28%	72%	11%	89%	0%						
	PEAK HR FACTOR		0.000			0.643			0.854			0.843		0.962					
	APP/DEPART	0	/	0	36	/	99	123	/	37	91	/	114	0					

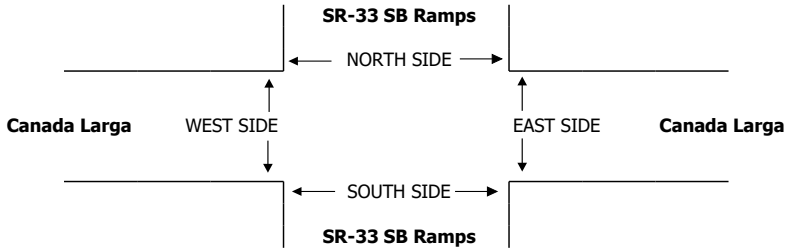

AimTD LLC

TURNING MOVEMENT COUNTS

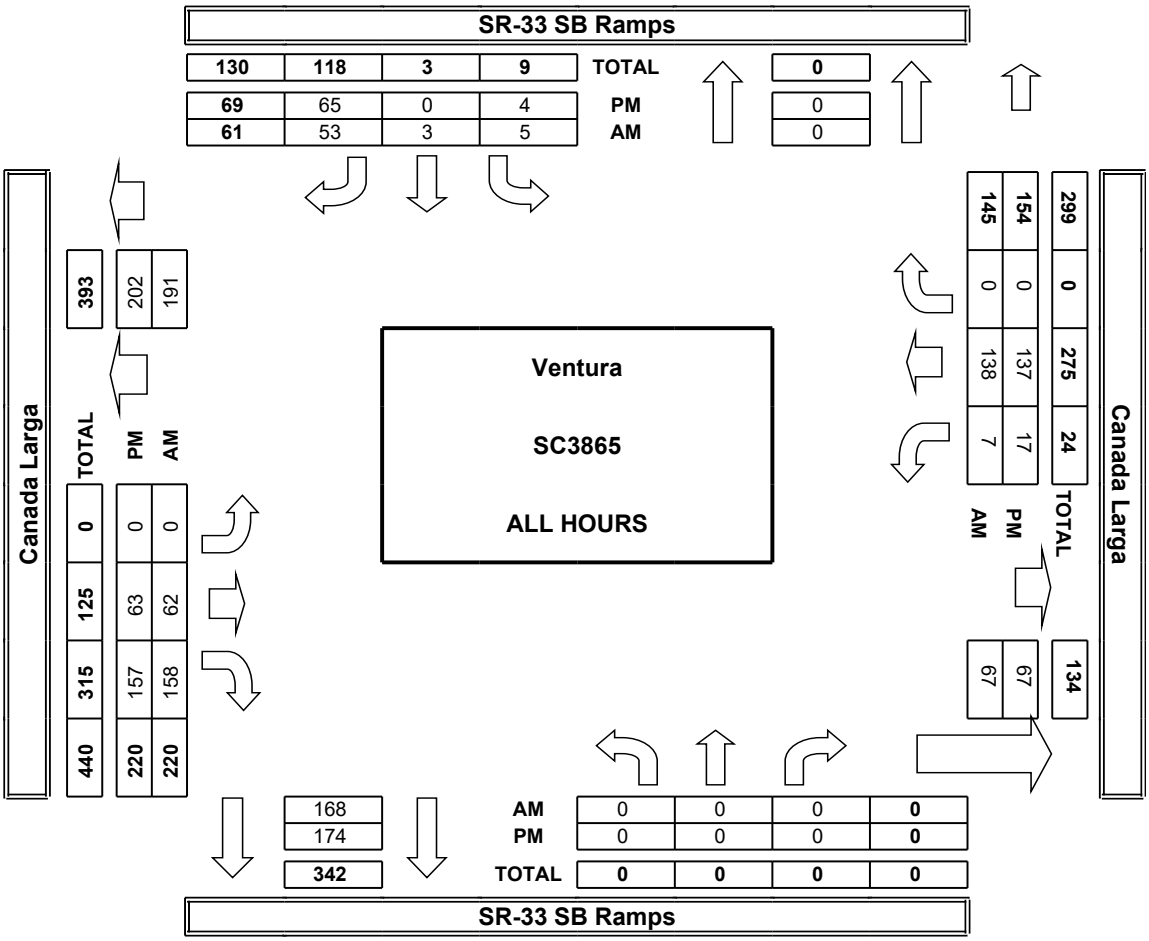

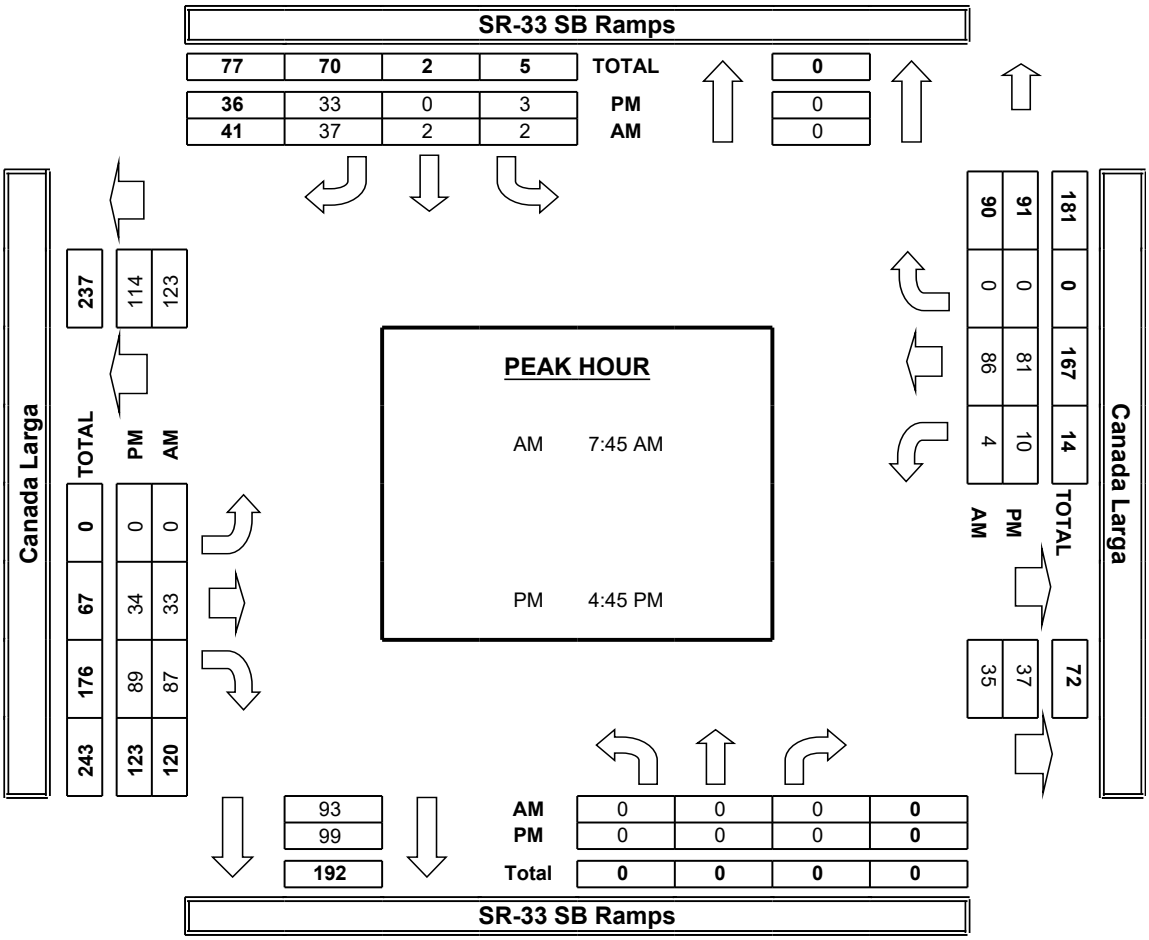

INTERSECTION TURNING MOVEMENT COUNTS

T218

PREPARED BY: AimTD LLC. tel: 714 253 7888 cs@aimtd.com

DATE: Tue, Mar 7, 23

LOCATION: Ventura
NORTH & SOUTH: SR-33 NB Ramps
EAST & WEST: Canada Larga

PROJECT #: SC3865
LOCATION #: 12
CONTROL: STOP N

NOTES:

AM / PM / MD / OTHER / OTHER — ▲ N, ◄ W, E ►, S ▼

☑ Add U-Turns to Left Turns

		NORTHBOUND SR-33 NB Ramps			SOUTHBOUND SR-33 NB Ramps			EASTBOUND Canada Larga			WESTBOUND Canada Larga				U-TURNS				
	LANES:	NL 1	NT X	NR 1	SL X	ST X	SR X	EL 0	ET 1	ER X	WL X	WT 1	WR 0	TOTAL	NB 0	SB 0	EB 0	WB 0	TTL
AM	7:00 AM	7	0	0	0	0	0	5	1	0	0	1	0	14	0	0	0	0	0
	7:15 AM	9	0	2	0	0	0	12	0	0	0	1	1	25	0	0	0	0	0
	7:30 AM	9	0	0	0	0	0	9	2	0	0	1	1	22	0	0	0	0	0
	7:45 AM	19	0	0	0	0	0	13	1	0	0	2	3	38	0	0	0	0	0
	8:00 AM	21	0	0	0	0	0	4	0	0	0	1	2	28	0	0	0	0	0
	8:15 AM	23	0	3	0	0	0	7	2	0	0	0	0	35	0	0	0	0	0
	8:30 AM	23	0	1	0	0	0	7	0	0	0	1	0	32	0	0	0	0	0
	8:45 AM	27	0	1	0	0	0	4	0	0	0	0	0	32	0	0	0	0	0
	VOLUMES	138	0	7	0	0	0	61	6	0	0	7	7	226	0	0	0	0	0
	APPROACH %	95%	0%	5%	0%	0%	0%	91%	9%	0%	0%	50%	50%						
	APP/DEPART	145	/	68	0	/	0	67	/	13	14	/	145	0					
	BEGIN PEAK HR		7:45 AM																
	VOLUMES	86	0	4	0	0	0	31	3	0	0	4	5	133					
	APPROACH %	96%	0%	4%	0%	0%	0%	91%	9%	0%	0%	44%	56%						
	PEAK HR FACTOR		0.865			0.000			0.607			0.450		0.875					
	APP/DEPART	90	/	36	0	/	0	34	/	7	9	/	90	0					
PM	4:00 PM	14	0	3	0	0	0	3	1	0	0	1	0	22	0	0	0	0	0
	4:15 PM	13	0	1	0	0	0	10	2	0	0	3	1	30	0	0	0	0	0
	4:30 PM	16	0	2	0	0	0	7	1	0	0	1	1	28	0	0	0	0	0
	4:45 PM	17	0	0	0	0	0	11	1	0	0	1	0	30	0	0	0	0	0
	5:00 PM	20	0	0	0	0	0	2	5	0	0	1	0	28	0	0	0	0	0
	5:15 PM	23	0	1	0	0	0	7	1	0	0	6	0	38	0	0	0	0	0
	5:30 PM	17	0	0	0	0	0	10	0	0	0	4	1	32	0	0	0	0	0
	5:45 PM	13	0	1	0	0	0	5	2	0	0	3	0	24	0	0	0	0	0
	VOLUMES	133	0	8	0	0	0	55	13	0	0	20	3	232	0	0	0	0	0
	APPROACH %	94%	0%	6%	0%	0%	0%	81%	19%	0%	0%	87%	13%						
	APP/DEPART	141	/	58	0	/	0	68	/	21	23	/	153	0					
	BEGIN PEAK HR		4:45 PM																
	VOLUMES	77	0	1	0	0	0	30	7	0	0	12	1	128					
	APPROACH %	99%	0%	1%	0%	0%	0%	81%	19%	0%	0%	92%	8%						
	PEAK HR FACTOR		0.813			0.000			0.771			0.542		0.842					
	APP/DEPART	78	/	31	0	/	0	37	/	8	13	/	89	0					

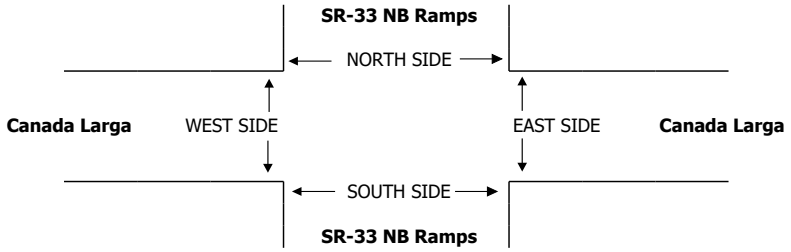

AimTD LLC

TURNING MOVEMENT COUNTS

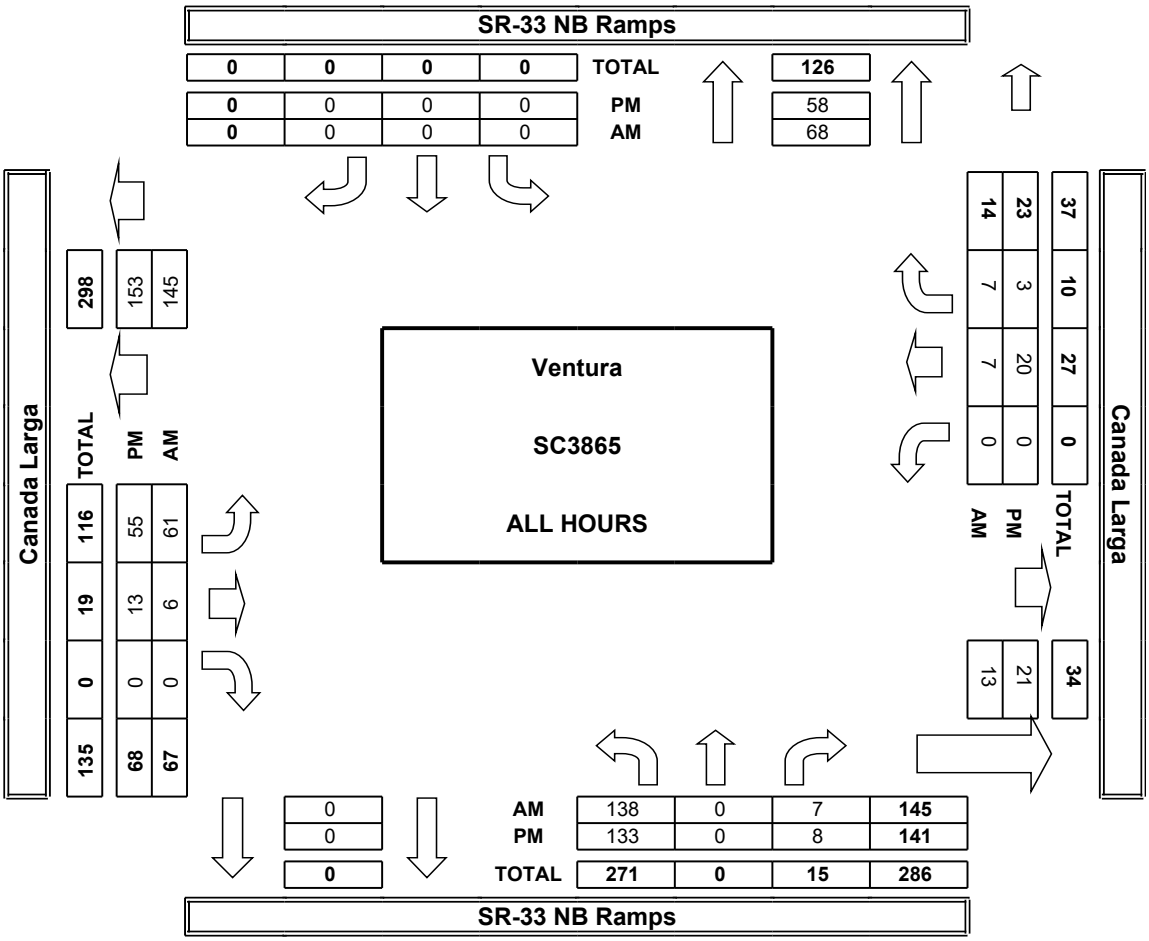

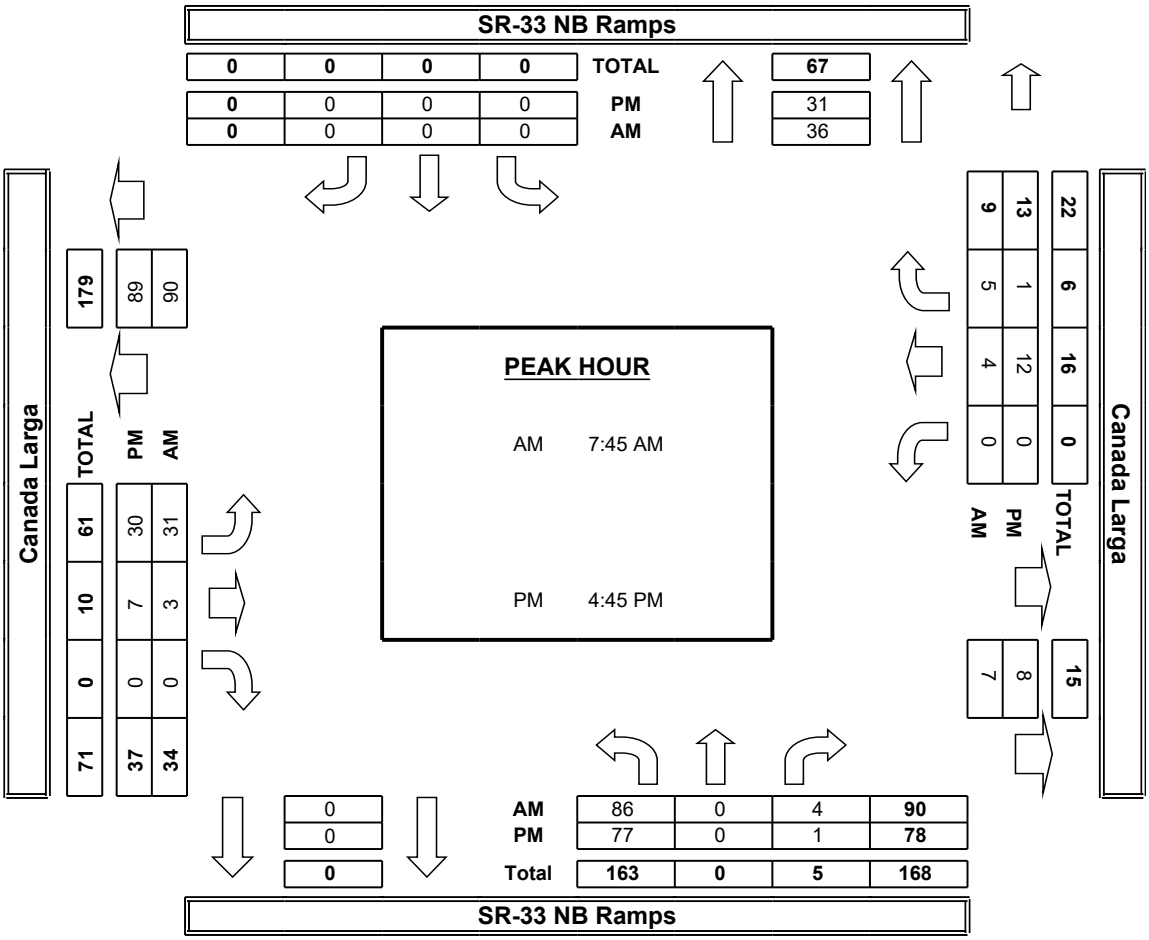

APPENDIX C

HCM ANALYSIS WORKSHEETS

EXISTING CONDITION

Ventura Ranch Farmworker Housing

Vistro File: C:\...\JDS22002 Base.vistro
Report File: C:\...\E PM.pdf

Scenario 2 E PM
7/28/2023

Intersection Analysis Summary

ID	Intersection Name	Control Type	Method	Worst Mvmt	V/C	Delay (s/veh)	LOS
1	N. Ventura Ave/Shell Rd	Two-way stop	HCM 7th Edition	EB Thru	0.002	14.3	B
2	N. Ventura Ave/Crooked Palm Rd	Two-way stop	HCM 7th Edition	EB Left	0.003	10.3	B
3	N. Ventura Ave/McKee St	Two-way stop	HCM 7th Edition	WB Left	0.031	11.0	B
4	N. Ventura Ave/Holt St	Two-way stop	HCM 7th Edition	SB Left	0.007	11.1	B
5	N. Ventura Ave/Fraser Ln	Two-way stop	HCM 7th Edition	WB Left	0.027	10.1	B
6	N. Ventura Ave/Bard Ln	Two-way stop	HCM 7th Edition	WB Left	0.007	10.3	B
7	N. Ventura Ave/Los Cabos Ln	Two-way stop	HCM 7th Edition	WB Left	0.024	9.8	A
8	N. Ventura Ave/Norway Dr	Two-way stop	HCM 7th Edition	WB Left	0.036	10.7	B
9	N. Ventura Ave/Crooked Palm Rd	Two-way stop	HCM 7th Edition	EB Left	0.003	9.8	A
10	N. Ventura Ave/Canada Larga Rd	Two-way stop	HCM 7th Edition	SB Left	0.014	12.4	B
11	SR-33 SB Ramps/Canada Larga Rd	Two-way stop	HCM 7th Edition	SB Left	0.004	9.7	A
12	SR-33 NB Ramps/Canada Larga Rd	Two-way stop	HCM 7th Edition	NB Left	0.104	9.6	A

V/C, Delay, LOS: For two-way stop, these values are taken from the movement with the worst (highest) delay value. For all other control types, they are taken for the whole intersection.

Intersection Level Of Service Report
Intersection 1: N. Ventura Ave/Shell Rd

Control Type:	Two-way stop	Delay (sec / veh):	14.3
Analysis Method:	HCM 7th Edition	Level Of Service:	B
Analysis Period:	15 minutes	Volume to Capacity (v/c):	0.002

Intersection Setup

Name	N. Ventura Avenue			N. Ventura Avenue			Shell Road			Shell Road		
Approach	Northbound			Southbound			Eastbound			Westbound		
Lane Configuration												
Turning Movement	Left	Thru	Right	Left	Thru	Right	Left	Thru	Right	Left	Thru	Right
Lane Width [ft]	12.00	12.00	12.00	12.00	12.00	12.00	12.00	12.00	12.00	12.00	12.00	12.00
No. of Lanes in Entry Pocket	1	0	0	1	0	0	0	0	0	0	0	0
Entry Pocket Length [ft]	100.00	100.00	100.00	100.00	100.00	100.00	100.00	100.00	100.00	100.00	100.00	100.00
No. of Lanes in Exit Pocket	0	0	0	0	0	0	0	0	0	0	0	0
Exit Pocket Length [ft]	0.00	0.00	0.00	0.00	0.00	0.00	0.00	0.00	0.00	0.00	0.00	0.00
Speed [mph]	30.00			30.00			30.00			30.00		
Grade [%]	0.00			0.00			0.00			0.00		
Crosswalk	Yes			Yes			Yes			Yes		

Volumes

Name	N. Ventura Avenue			N. Ventura Avenue			Shell Road			Shell Road		
Base Volume Input [veh/h]	40	133	0	0	106	94	148	1	60	8	9	0
Base Volume Adjustment Factor	1.0000	1.0000	1.0000	1.0000	1.0000	1.0000	1.0000	1.0000	1.0000	1.0000	1.0000	1.0000
Heavy Vehicles Percentage [%]	0.00	0.00	0.00	0.00	0.00	0.00	0.00	0.00	0.00	0.00	0.00	0.00
Growth Factor	1.0000	1.0000	1.0000	1.0000	1.0000	1.0000	1.0000	1.0000	1.0000	1.0000	1.0000	1.0000
In-Process Volume [veh/h]	0	0	0	0	0	0	0	0	0	0	0	0
Site-Generated Trips [veh/h]	0	0	0	0	0	0	0	0	0	0	0	0
Diverted Trips [veh/h]	0	0	0	0	0	0	0	0	0	0	0	0
Pass-by Trips [veh/h]	0	0	0	0	0	0	0	0	0	0	0	0
Existing Site Adjustment Volume [veh/h]	0	0	0	0	0	0	0	0	0	0	0	0
Other Volume [veh/h]	0	0	0	0	0	0	0	0	0	0	0	0
Total Hourly Volume [veh/h]	40	133	0	0	106	94	148	1	60	8	9	0
Peak Hour Factor	0.9020	0.9020	0.9020	0.9020	0.9020	0.9020	0.9020	0.9020	0.9020	0.9020	0.9020	0.9020
Other Adjustment Factor	1.0000	1.0000	1.0000	1.0000	1.0000	1.0000	1.0000	1.0000	1.0000	1.0000	1.0000	1.0000
Total 15-Minute Volume [veh/h]	11	37	0	0	29	26	41	0	17	2	2	0
Total Analysis Volume [veh/h]	44	147	0	0	118	104	164	1	67	9	10	0
Pedestrian Volume [ped/h]	0			0			0			0		

Intersection Settings

Priority Scheme	Free	Free	Stop	Stop
Flared Lane			Yes	No
Storage Area [veh]	0	0	1	0
Two-Stage Gap Acceptance			No	No
Number of Storage Spaces in Median	0	0	0	0

Movement, Approach, & Intersection Results

V/C, Movement V/C Ratio	0.03	0.00	0.00	0.00	0.00	0.00	0.31	0.00	0.08	0.02	0.02	0.00
d_M, Delay for Movement [s/veh]	7.74	0.00	0.00	7.49	0.00	0.00	14.19	14.28	11.46	12.90	12.71	9.28
Movement LOS	A	A	A	A	A	A	B	B	B	B	B	A
95th-Percentile Queue Length [veh/ln]	0.10	0.00	0.00	0.00	0.00	0.00	1.39	1.39	1.39	0.12	0.12	0.12
95th-Percentile Queue Length [ft/ln]	2.51	0.00	0.00	0.00	0.00	0.00	34.87	34.87	34.87	3.08	3.08	3.08
d_A, Approach Delay [s/veh]	1.78			0.00			13.40			12.80		
Approach LOS	A			A			B			B		
d_I, Intersection Delay [s/veh]	5.56											
Intersection LOS	B											

Intersection Level Of Service Report
Intersection 2: N. Ventura Ave/Crooked Palm Rd

Control Type:	Two-way stop	Delay (sec / veh):	10.3
Analysis Method:	HCM 7th Edition	Level Of Service:	B
Analysis Period:	15 minutes	Volume to Capacity (v/c):	0.003

Intersection Setup

Name	N. Ventura Avenue		N. Ventura Avenue		Crooked Palm Road	
Approach	Northbound		Southbound		Eastbound	
Lane Configuration						
Turning Movement	Left	Thru	Thru	Right	Left	Right
Lane Width [ft]	12.00	12.00	12.00	12.00	12.00	12.00
No. of Lanes in Entry Pocket	1	0	0	0	0	1
Entry Pocket Length [ft]	100.00	100.00	100.00	100.00	100.00	100.00
No. of Lanes in Exit Pocket	0	0	0	0	0	0
Exit Pocket Length [ft]	0.00	0.00	0.00	0.00	0.00	0.00
Speed [mph]	30.00		30.00		30.00	
Grade [%]	0.00		0.00		0.00	
Crosswalk	Yes		Yes		Yes	

Volumes

Name	N. Ventura Avenue		N. Ventura Avenue		Crooked Palm Road	
Base Volume Input [veh/h]	3	251	186	2	2	15
Base Volume Adjustment Factor	1.0000	1.0000	1.0000	1.0000	1.0000	1.0000
Heavy Vehicles Percentage [%]	0.00	0.00	0.00	0.00	0.00	0.00
Growth Factor	1.0000	1.0000	1.0000	1.0000	1.0000	1.0000
In-Process Volume [veh/h]	0	0	0	0	0	0
Site-Generated Trips [veh/h]	0	0	0	0	0	0
Diverted Trips [veh/h]	0	0	0	0	0	0
Pass-by Trips [veh/h]	0	0	0	0	0	0
Existing Site Adjustment Volume [veh/h]	0	0	0	0	0	0
Other Volume [veh/h]	0	0	0	0	0	0
Total Hourly Volume [veh/h]	3	251	186	2	2	15
Peak Hour Factor	0.9450	0.9450	0.9450	0.9450	0.9450	0.9450
Other Adjustment Factor	1.0000	1.0000	1.0000	1.0000	1.0000	1.0000
Total 15-Minute Volume [veh/h]	1	66	49	1	1	4
Total Analysis Volume [veh/h]	3	266	197	2	2	16
Pedestrian Volume [ped/h]	0		0		0	

Intersection Settings

Priority Scheme	Free	Free	Stop
Flared Lane			
Storage Area [veh]	0	0	0
Two-Stage Gap Acceptance			Yes
Number of Storage Spaces in Median	0	0	2

Movement, Approach, & Intersection Results

V/C, Movement V/C Ratio	0.00	0.00	0.00	0.00	0.00	0.02
d_M, Delay for Movement [s/veh]	7.60	0.00	0.00	0.00	10.28	9.33
Movement LOS	A	A	A	A	B	A
95th-Percentile Queue Length [veh/ln]	0.01	0.00	0.00	0.00	0.01	0.06
95th-Percentile Queue Length [ft/ln]	0.16	0.00	0.00	0.00	0.22	1.44
d_A, Approach Delay [s/veh]	0.08		0.00		9.43	
Approach LOS	A		A		A	
d_I, Intersection Delay [s/veh]	0.40					
Intersection LOS	B					

Intersection Level Of Service Report
Intersection 3: N. Ventura Ave/McKee St

Control Type:	Two-way stop	Delay (sec / veh):	11.0
Analysis Method:	HCM 7th Edition	Level Of Service:	B
Analysis Period:	15 minutes	Volume to Capacity (v/c):	0.031

Intersection Setup

Name	N. Ventura Avenue		N. Ventura Avenue		Mckee Street	
Approach	Northbound		Southbound		Westbound	
Lane Configuration						
Turning Movement	Thru	Right	Left	Thru	Left	Right
Lane Width [ft]	12.00	12.00	12.00	12.00	12.00	12.00
No. of Lanes in Entry Pocket	0	0	1	0	0	0
Entry Pocket Length [ft]	100.00	100.00	100.00	100.00	100.00	100.00
No. of Lanes in Exit Pocket	0	0	0	0	0	0
Exit Pocket Length [ft]	0.00	0.00	0.00	0.00	0.00	0.00
Speed [mph]	30.00		30.00		30.00	
Grade [%]	0.00		0.00		0.00	
Crosswalk	No		Yes		No	

Volumes

Name	N. Ventura Avenue		N. Ventura Avenue		Mckee Street	
Base Volume Input [veh/h]	163	44	10	137	17	7
Base Volume Adjustment Factor	1.0000	1.0000	1.0000	1.0000	1.0000	1.0000
Heavy Vehicles Percentage [%]	0.00	0.00	0.00	0.00	0.00	0.00
Growth Factor	1.0000	1.0000	1.0000	1.0000	1.0000	1.0000
In-Process Volume [veh/h]	0	0	0	0	0	0
Site-Generated Trips [veh/h]	0	0	0	0	0	0
Diverted Trips [veh/h]	0	0	0	0	0	0
Pass-by Trips [veh/h]	0	0	0	0	0	0
Existing Site Adjustment Volume [veh/h]	0	0	0	0	0	0
Other Volume [veh/h]	0	0	0	0	0	0
Total Hourly Volume [veh/h]	163	44	10	137	17	7
Peak Hour Factor	0.8940	0.8940	0.8940	0.8940	0.8940	0.8940
Other Adjustment Factor	1.0000	1.0000	1.0000	1.0000	1.0000	1.0000
Total 15-Minute Volume [veh/h]	46	12	3	38	5	2
Total Analysis Volume [veh/h]	182	49	11	153	19	8
Pedestrian Volume [ped/h]	0		0		0	

Intersection Settings

Priority Scheme	Free	Free	Stop
Flared Lane			No
Storage Area [veh]	0	0	0
Two-Stage Gap Acceptance			No
Number of Storage Spaces in Median	0	0	0

Movement, Approach, & Intersection Results

V/C, Movement V/C Ratio	0.00	0.00	0.01	0.00	0.03	0.01
d_M, Delay for Movement [s/veh]	0.00	0.00	7.69	0.00	11.03	9.51
Movement LOS	A	A	A	A	B	A
95th-Percentile Queue Length [veh/ln]	0.00	0.00	0.02	0.00	0.13	0.13
95th-Percentile Queue Length [ft/ln]	0.00	0.00	0.62	0.00	3.14	3.14
d_A, Approach Delay [s/veh]	0.00		0.52		10.58	
Approach LOS	A		A		B	
d_I, Intersection Delay [s/veh]	0.88					
Intersection LOS	B					

Intersection Level Of Service Report
Intersection 4: N. Ventura Ave/Holt St

Control Type:	Two-way stop	Delay (sec / veh):	11.1
Analysis Method:	HCM 7th Edition	Level Of Service:	B
Analysis Period:	15 minutes	Volume to Capacity (v/c):	0.007

Intersection Setup

Name	N. Ventura Avenue			N. Ventura Avenue			Holt Street			Holt Street		
Approach	Northbound			Southbound			Eastbound			Westbound		
Lane Configuration												
Turning Movement	Left	Thru	Right	Left	Thru	Right	Left	Thru	Right	Left	Thru	Right
Lane Width [ft]	12.00	12.00	12.00	12.00	12.00	12.00	12.00	12.00	12.00	12.00	12.00	12.00
No. of Lanes in Entry Pocket	1	0	0	1	0	0	0	0	0	0	0	0
Entry Pocket Length [ft]	100.00	100.00	100.00	100.00	100.00	100.00	100.00	100.00	100.00	100.00	100.00	100.00
No. of Lanes in Exit Pocket	0	0	0	0	0	0	0	0	0	0	0	0
Exit Pocket Length [ft]	0.00	0.00	0.00	0.00	0.00	0.00	0.00	0.00	0.00	0.00	0.00	0.00
Speed [mph]	30.00			30.00			30.00			30.00		
Grade [%]	0.00			0.00			0.00			0.00		
Crosswalk	No			No			Yes			No		

Volumes

Name	N. Ventura Avenue			N. Ventura Avenue			Holt Street			Holt Street		
Base Volume Input [veh/h]	0	174	20	3	104	0	0	0	18	14	0	5
Base Volume Adjustment Factor	1.0000	1.0000	1.0000	1.0000	1.0000	1.0000	1.0000	1.0000	1.0000	1.0000	1.0000	1.0000
Heavy Vehicles Percentage [%]	0.00	0.00	0.00	0.00	0.00	0.00	0.00	0.00	0.00	0.00	0.00	0.00
Growth Factor	1.0000	1.0000	1.0000	1.0000	1.0000	1.0000	1.0000	1.0000	1.0000	1.0000	1.0000	1.0000
In-Process Volume [veh/h]	0	0	0	0	0	0	0	0	0	0	0	0
Site-Generated Trips [veh/h]	0	0	0	0	0	0	0	0	0	0	0	0
Diverted Trips [veh/h]	0	0	0	0	0	0	0	0	0	0	0	0
Pass-by Trips [veh/h]	0	0	0	0	0	0	0	0	0	0	0	0
Existing Site Adjustment Volume [veh/h]	0	0	0	0	0	0	0	0	0	0	0	0
Other Volume [veh/h]	0	0	0	0	0	0	0	0	0	0	0	0
Total Hourly Volume [veh/h]	0	174	20	3	104	0	0	0	18	14	0	5
Peak Hour Factor	1.0000	0.8450	0.8450	0.8450	0.8450	1.0000	0.8450	0.8450	0.8450	0.8450	1.0000	0.8450
Other Adjustment Factor	1.0000	1.0000	1.0000	1.0000	1.0000	1.0000	1.0000	1.0000	1.0000	1.0000	1.0000	1.0000
Total 15-Minute Volume [veh/h]	0	51	6	1	31	0	0	0	5	4	0	1
Total Analysis Volume [veh/h]	0	206	24	4	123	0	0	0	21	17	0	6
Pedestrian Volume [ped/h]	0			0			0			0		

Intersection Settings

Priority Scheme	Stop	Stop	Free	Free
Flared Lane	No	No		
Storage Area [veh]	0	0	0	0
Two-Stage Gap Acceptance	No	No		
Number of Storage Spaces in Median	0	0	0	0

Movement, Approach, & Intersection Results

V/C, Movement V/C Ratio	0.00	0.25	0.02	0.01	0.15	0.00	0.00	0.00	0.00	0.01	0.00	0.00
d_M, Delay for Movement [s/veh]	9.88	10.85	9.88	11.15	10.10	9.07	7.21	0.00	0.00	7.27	0.00	0.00
Movement LOS	A	B	A	B	B	A	A	A	A	A	A	A
95th-Percentile Queue Length [veh/ln]	0.00	1.09	1.09	0.02	0.52	0.52	0.00	0.00	0.00	0.03	0.03	0.03
95th-Percentile Queue Length [ft/ln]	0.00	27.19	27.19	0.51	13.01	13.01	0.00	0.00	0.00	0.86	0.86	0.86
d_A, Approach Delay [s/veh]	10.75			10.14			0.00			5.37		
Approach LOS	B			B			A			A		
d_I, Intersection Delay [s/veh]	9.68											
Intersection LOS	B											

Intersection Level Of Service Report
Intersection 5: N. Ventura Ave/Fraser Ln

Control Type:	Two-way stop	Delay (sec / veh):	10.1
Analysis Method:	HCM 7th Edition	Level Of Service:	B
Analysis Period:	15 minutes	Volume to Capacity (v/c):	0.027

Intersection Setup

Name	N. Ventura Avenue			N. Ventura Avenue			Fraser Lane			Fraser Lane		
Approach	Northbound			Southbound			Eastbound			Westbound		
Lane Configuration												
Turning Movement	Left	Thru	Right	Left	Thru	Right	Left	Thru	Right	Left	Thru	Right
Lane Width [ft]	12.00	12.00	12.00	12.00	12.00	12.00	12.00	12.00	12.00	12.00	12.00	12.00
No. of Lanes in Entry Pocket	1	0	0	1	0	0	0	0	0	0	0	0
Entry Pocket Length [ft]	100.00	100.00	100.00	100.00	100.00	100.00	100.00	100.00	100.00	100.00	100.00	100.00
No. of Lanes in Exit Pocket	0	0	0	0	0	0	0	0	0	0	0	0
Exit Pocket Length [ft]	0.00	0.00	0.00	0.00	0.00	0.00	0.00	0.00	0.00	0.00	0.00	0.00
Speed [mph]	30.00			30.00			30.00			30.00		
Grade [%]	0.00			0.00			0.00			0.00		
Crosswalk	No			No			No			No		

Volumes

Name	N. Ventura Avenue			N. Ventura Avenue			Fraser Lane			Fraser Lane		
Base Volume Input [veh/h]	7	144	20	2	80	1	1	0	7	17	0	4
Base Volume Adjustment Factor	1.0000	1.0000	1.0000	1.0000	1.0000	1.0000	1.0000	1.0000	1.0000	1.0000	1.0000	1.0000
Heavy Vehicles Percentage [%]	0.00	0.00	0.00	0.00	0.00	0.00	0.00	0.00	0.00	0.00	0.00	0.00
Growth Factor	1.0000	1.0000	1.0000	1.0000	1.0000	1.0000	1.0000	1.0000	1.0000	1.0000	1.0000	1.0000
In-Process Volume [veh/h]	0	0	0	0	0	0	0	0	0	0	0	0
Site-Generated Trips [veh/h]	0	0	0	0	0	0	0	0	0	0	0	0
Diverted Trips [veh/h]	0	0	0	0	0	0	0	0	0	0	0	0
Pass-by Trips [veh/h]	0	0	0	0	0	0	0	0	0	0	0	0
Existing Site Adjustment Volume [veh/h]	0	0	0	0	0	0	0	0	0	0	0	0
Other Volume [veh/h]	0	0	0	0	0	0	0	0	0	0	0	0
Total Hourly Volume [veh/h]	7	144	20	2	80	1	1	0	7	17	0	4
Peak Hour Factor	0.8520	0.8520	0.8520	0.8520	0.8520	0.8520	0.8520	0.8520	0.8520	0.8520	0.8520	0.8520
Other Adjustment Factor	1.0000	1.0000	1.0000	1.0000	1.0000	1.0000	1.0000	1.0000	1.0000	1.0000	1.0000	1.0000
Total 15-Minute Volume [veh/h]	2	42	6	1	23	0	0	0	2	5	0	1
Total Analysis Volume [veh/h]	8	169	23	2	94	1	1	0	8	20	0	5
Pedestrian Volume [ped/h]	0			0			0			0		

Intersection Settings

Priority Scheme	Free	Free	Stop	Stop
Flared Lane			No	No
Storage Area [veh]	0	0	0	0
Two-Stage Gap Acceptance			Yes	Yes
Number of Storage Spaces in Median	0	0	2	2

Movement, Approach, & Intersection Results

V/C, Movement V/C Ratio	0.01	0.00	0.00	0.00	0.00	0.00	0.00	0.00	0.01	0.03	0.00	0.01
d_M, Delay for Movement [s/veh]	7.39	0.00	0.00	7.59	0.00	0.00	9.95	10.41	8.76	10.07	10.48	9.31
Movement LOS	A	A	A	A	A	A	A	B	A	B	B	A
95th-Percentile Queue Length [veh/ln]	0.02	0.00	0.00	0.00	0.00	0.00	0.03	0.03	0.03	0.10	0.10	0.10
95th-Percentile Queue Length [ft/ln]	0.40	0.00	0.00	0.11	0.00	0.00	0.73	0.73	0.73	2.56	2.56	2.56
d_A, Approach Delay [s/veh]	0.30			0.16			8.89			9.92		
Approach LOS	A			A			A			A		
d_I, Intersection Delay [s/veh]	1.22											
Intersection LOS	B											

Intersection Level Of Service Report
Intersection 6: N. Ventura Ave/Bard Ln

Control Type:	Two-way stop	Delay (sec / veh):	10.3
Analysis Method:	HCM 7th Edition	Level Of Service:	B
Analysis Period:	15 minutes	Volume to Capacity (v/c):	0.007

Intersection Setup

Name	N. Ventura Avenue			N. Ventura Avenue			Bard Lane			Bard Lane		
Approach	Northbound			Southbound			Eastbound			Westbound		
Lane Configuration												
Turning Movement	Left	Thru	Right	Left	Thru	Right	Left	Thru	Right	Left	Thru	Right
Lane Width [ft]	12.00	12.00	12.00	12.00	12.00	12.00	12.00	12.00	12.00	12.00	12.00	12.00
No. of Lanes in Entry Pocket	1	0	0	1	0	0	0	0	0	0	0	0
Entry Pocket Length [ft]	100.00	100.00	100.00	100.00	100.00	100.00	100.00	100.00	100.00	100.00	100.00	100.00
No. of Lanes in Exit Pocket	0	0	0	0	0	0	0	0	0	0	0	0
Exit Pocket Length [ft]	0.00	0.00	0.00	0.00	0.00	0.00	0.00	0.00	0.00	0.00	0.00	0.00
Speed [mph]	30.00			30.00			30.00			30.00		
Grade [%]	0.00			0.00			0.00			0.00		
Crosswalk	No			No			No			No		

Volumes

Name	N. Ventura Avenue			N. Ventura Avenue			Bard Lane			Bard Lane		
Base Volume Input [veh/h]	0	128	12	3	93	1	0	0	0	4	0	1
Base Volume Adjustment Factor	1.0000	1.0000	1.0000	1.0000	1.0000	1.0000	1.0000	1.0000	1.0000	1.0000	1.0000	1.0000
Heavy Vehicles Percentage [%]	0.00	0.00	0.00	0.00	0.00	0.00	0.00	0.00	0.00	0.00	0.00	0.00
Growth Factor	1.0000	1.0000	1.0000	1.0000	1.0000	1.0000	1.0000	1.0000	1.0000	1.0000	1.0000	1.0000
In-Process Volume [veh/h]	0	0	0	0	0	0	0	0	0	0	0	0
Site-Generated Trips [veh/h]	0	0	0	0	0	0	0	0	0	0	0	0
Diverted Trips [veh/h]	0	0	0	0	0	0	0	0	0	0	0	0
Pass-by Trips [veh/h]	0	0	0	0	0	0	0	0	0	0	0	0
Existing Site Adjustment Volume [veh/h]	0	0	0	0	0	0	0	0	0	0	0	0
Other Volume [veh/h]	0	0	0	0	0	0	0	0	0	0	0	0
Total Hourly Volume [veh/h]	0	128	12	3	93	1	0	0	0	4	0	1
Peak Hour Factor	0.8800	0.8800	0.8800	0.8800	0.8800	0.8800	1.0000	1.0000	1.0000	0.8800	0.8800	0.8800
Other Adjustment Factor	1.0000	1.0000	1.0000	1.0000	1.0000	1.0000	1.0000	1.0000	1.0000	1.0000	1.0000	1.0000
Total 15-Minute Volume [veh/h]	0	36	3	1	26	0	0	0	0	1	0	0
Total Analysis Volume [veh/h]	0	145	14	3	106	1	0	0	0	5	0	1
Pedestrian Volume [ped/h]	0			0			0			0		

Intersection Settings

Priority Scheme	Free	Free	Stop	Stop
Flared Lane				No
Storage Area [veh]	0	0	0	0
Two-Stage Gap Acceptance				No
Number of Storage Spaces in Median	0	0	0	0

Movement, Approach, & Intersection Results

V/C, Movement V/C Ratio	0.00	0.00	0.00	0.00	0.00	0.00	0.00	0.00	0.00	0.01	0.00	0.00
d_M, Delay for Movement [s/veh]	7.41	0.00	0.00	7.52	0.00	0.00	0.00	0.00	0.00	10.25	10.64	9.04
Movement LOS	A	A	A	A	A	A				B	B	A
95th-Percentile Queue Length [veh/ln]	0.00	0.00	0.00	0.01	0.00	0.00	0.00	0.00	0.00	0.03	0.03	0.03
95th-Percentile Queue Length [ft/ln]	0.00	0.00	0.00	0.16	0.00	0.00	0.00	0.00	0.00	0.63	0.63	0.63
d_A, Approach Delay [s/veh]	0.00			0.21			0.00			10.05		
Approach LOS	A			A			A			B		
d_I, Intersection Delay [s/veh]	0.30											
Intersection LOS	B											

Intersection Level Of Service Report
Intersection 7: N. Ventura Ave/Los Cabos Ln

Control Type:	Two-way stop	Delay (sec / veh):	9.8
Analysis Method:	HCM 7th Edition	Level Of Service:	A
Analysis Period:	15 minutes	Volume to Capacity (v/c):	0.024

Intersection Setup

Name	N. Ventura Avenue		N. Ventura Avenue		Los Cabos Lane	
Approach	Northbound		Southbound		Westbound	
Lane Configuration						
Turning Movement	Thru	Right	Left	Thru	Left	Right
Lane Width [ft]	12.00	12.00	12.00	12.00	12.00	12.00
No. of Lanes in Entry Pocket	0	0	1	0	0	0
Entry Pocket Length [ft]	100.00	100.00	100.00	100.00	100.00	100.00
No. of Lanes in Exit Pocket	0	0	0	0	0	0
Exit Pocket Length [ft]	0.00	0.00	0.00	0.00	0.00	0.00
Speed [mph]	30.00		30.00		30.00	
Grade [%]	0.00		0.00		0.00	
Crosswalk	No		Yes		No	

Volumes

Name	N. Ventura Avenue		N. Ventura Avenue		Los Cabos Lane	
Base Volume Input [veh/h]	104	24	5	80	16	4
Base Volume Adjustment Factor	1.0000	1.0000	1.0000	1.0000	1.0000	1.0000
Heavy Vehicles Percentage [%]	0.00	0.00	0.00	0.00	0.00	0.00
Growth Factor	1.0000	1.0000	1.0000	1.0000	1.0000	1.0000
In-Process Volume [veh/h]	0	0	0	0	0	0
Site-Generated Trips [veh/h]	0	0	0	0	0	0
Diverted Trips [veh/h]	0	0	0	0	0	0
Pass-by Trips [veh/h]	0	0	0	0	0	0
Existing Site Adjustment Volume [veh/h]	0	0	0	0	0	0
Other Volume [veh/h]	0	0	0	0	0	0
Total Hourly Volume [veh/h]	104	24	5	80	16	4
Peak Hour Factor	0.9100	0.9100	0.9100	0.9100	0.9100	0.9100
Other Adjustment Factor	1.0000	1.0000	1.0000	1.0000	1.0000	1.0000
Total 15-Minute Volume [veh/h]	29	7	1	22	4	1
Total Analysis Volume [veh/h]	114	26	5	88	18	4
Pedestrian Volume [ped/h]	0		0		0	

Intersection Settings

Priority Scheme	Free	Free	Stop
Flared Lane			No
Storage Area [veh]	0	0	0
Two-Stage Gap Acceptance			No
Number of Storage Spaces in Median	0	0	0

Movement, Approach, & Intersection Results

V/C, Movement V/C Ratio	0.00	0.00	0.00	0.00	0.02	0.00
d_M, Delay for Movement [s/veh]	0.00	0.00	7.48	0.00	9.84	9.01
Movement LOS	A	A	A	A	A	A
95th-Percentile Queue Length [veh/ln]	0.00	0.00	0.01	0.00	0.09	0.09
95th-Percentile Queue Length [ft/ln]	0.00	0.00	0.26	0.00	2.15	2.15
d_A, Approach Delay [s/veh]	0.00		0.40		9.69	
Approach LOS	A		A		A	
d_I, Intersection Delay [s/veh]	0.98					
Intersection LOS	A					

Intersection Level Of Service Report
Intersection 8: N. Ventura Ave/Norway Dr

Control Type:	Two-way stop	Delay (sec / veh):	10.7
Analysis Method:	HCM 7th Edition	Level Of Service:	B
Analysis Period:	15 minutes	Volume to Capacity (v/c):	0.036

Intersection Setup

Name	N. Ventura Avenue		N. Ventura Avenue		Norway Drive	
Approach	Northbound		Southbound		Westbound	
Lane Configuration						
Turning Movement	Thru	Right	Left	Thru	Left	Right
Lane Width [ft]	12.00	12.00	12.00	12.00	12.00	12.00
No. of Lanes in Entry Pocket	0	0	1	0	0	0
Entry Pocket Length [ft]	100.00	100.00	100.00	100.00	100.00	100.00
No. of Lanes in Exit Pocket	0	0	0	0	0	0
Exit Pocket Length [ft]	0.00	0.00	0.00	0.00	0.00	0.00
Speed [mph]	30.00		30.00		30.00	
Grade [%]	0.00		0.00		0.00	
Crosswalk	No		No		No	

Volumes

Name	N. Ventura Avenue		N. Ventura Avenue		Norway Drive	
Base Volume Input [veh/h]	49	56	66	55	22	34
Base Volume Adjustment Factor	1.0000	1.0000	1.0000	1.0000	1.0000	1.0000
Heavy Vehicles Percentage [%]	0.00	0.00	0.00	0.00	0.00	0.00
Growth Factor	1.0000	1.0000	1.0000	1.0000	1.0000	1.0000
In-Process Volume [veh/h]	0	0	0	0	0	0
Site-Generated Trips [veh/h]	0	0	0	0	0	0
Diverted Trips [veh/h]	0	0	0	0	0	0
Pass-by Trips [veh/h]	0	0	0	0	0	0
Existing Site Adjustment Volume [veh/h]	0	0	0	0	0	0
Other Volume [veh/h]	0	0	0	0	0	0
Total Hourly Volume [veh/h]	49	56	66	55	22	34
Peak Hour Factor	0.9040	0.9040	0.9040	0.9040	0.9040	0.9040
Other Adjustment Factor	1.0000	1.0000	1.0000	1.0000	1.0000	1.0000
Total 15-Minute Volume [veh/h]	14	15	18	15	6	9
Total Analysis Volume [veh/h]	54	62	73	61	24	38
Pedestrian Volume [ped/h]	0		0		0	

Intersection Settings

Priority Scheme	Free	Free	Stop
Flared Lane			No
Storage Area [veh]	0	0	0
Two-Stage Gap Acceptance			No
Number of Storage Spaces in Median	0	0	0

Movement, Approach, & Intersection Results

V/C, Movement V/C Ratio	0.00	0.00	0.05	0.00	0.04	0.04
d_M, Delay for Movement [s/veh]	0.00	0.00	7.55	0.00	10.74	9.03
Movement LOS	A	A	A	A	B	A
95th-Percentile Queue Length [veh/ln]	0.00	0.00	0.15	0.00	0.24	0.24
95th-Percentile Queue Length [ft/ln]	0.00	0.00	3.87	0.00	6.04	6.04
d_A, Approach Delay [s/veh]	0.00		4.11		9.69	
Approach LOS	A		A		A	
d_I, Intersection Delay [s/veh]	3.69					
Intersection LOS	B					

Intersection Level Of Service Report
Intersection 9: N. Ventura Ave/Crooked Palm Rd

Control Type:	Two-way stop	Delay (sec / veh):	9.8
Analysis Method:	HCM 7th Edition	Level Of Service:	A
Analysis Period:	15 minutes	Volume to Capacity (v/c):	0.003

Intersection Setup

Name	N. Ventura Avenue		N. Ventura Avenue		Crooked Palm Road	
Approach	Northbound		Southbound		Eastbound	
Lane Configuration						
Turning Movement	Left	Thru	Thru	Right	Left	Right
Lane Width [ft]	12.00	12.00	12.00	12.00	12.00	12.00
No. of Lanes in Entry Pocket	1	0	0	0	0	1
Entry Pocket Length [ft]	100.00	100.00	100.00	100.00	100.00	100.00
No. of Lanes in Exit Pocket	0	0	0	0	0	0
Exit Pocket Length [ft]	0.00	0.00	0.00	0.00	0.00	0.00
Speed [mph]	30.00		30.00		30.00	
Grade [%]	0.00		0.00		0.00	
Crosswalk	No		No		No	

Volumes

Name	N. Ventura Avenue		N. Ventura Avenue		Crooked Palm Road	
Base Volume Input [veh/h]	2	82	128	3	2	1
Base Volume Adjustment Factor	1.0000	1.0000	1.0000	1.0000	1.0000	1.0000
Heavy Vehicles Percentage [%]	0.00	0.00	0.00	0.00	0.00	0.00
Growth Factor	1.0000	1.0000	1.0000	1.0000	1.0000	1.0000
In-Process Volume [veh/h]	0	0	0	0	0	0
Site-Generated Trips [veh/h]	0	0	0	0	0	0
Diverted Trips [veh/h]	0	0	0	0	0	0
Pass-by Trips [veh/h]	0	0	0	0	0	0
Existing Site Adjustment Volume [veh/h]	0	0	0	0	0	0
Other Volume [veh/h]	0	0	0	0	0	0
Total Hourly Volume [veh/h]	2	82	128	3	2	1
Peak Hour Factor	0.9080	0.9080	0.9080	0.9080	0.9080	0.9080
Other Adjustment Factor	1.0000	1.0000	1.0000	1.0000	1.0000	1.0000
Total 15-Minute Volume [veh/h]	1	23	35	1	1	0
Total Analysis Volume [veh/h]	2	90	141	3	2	1
Pedestrian Volume [ped/h]	0		0		0	

Intersection Settings

Priority Scheme	Free	Free	Stop
Flared Lane			
Storage Area [veh]	0	0	0
Two-Stage Gap Acceptance			No
Number of Storage Spaces in Median	0	0	0

Movement, Approach, & Intersection Results

V/C, Movement V/C Ratio	0.00	0.00	0.00	0.00	0.00	0.00
d_M, Delay for Movement [s/veh]	7.48	0.00	0.00	0.00	9.78	8.96
Movement LOS	A	A	A	A	A	A
95th-Percentile Queue Length [veh/ln]	0.00	0.00	0.00	0.00	0.01	0.00
95th-Percentile Queue Length [ft/ln]	0.10	0.00	0.00	0.00	0.20	0.08
d_A, Approach Delay [s/veh]	0.16		0.00		9.51	
Approach LOS	A		A		A	
d_I, Intersection Delay [s/veh]	0.18					
Intersection LOS	A					

Intersection Level Of Service Report
Intersection 10: N. Ventura Ave/Canada Larga Rd

Control Type:	Two-way stop	Delay (sec / veh):	12.4
Analysis Method:	HCM 7th Edition	Level Of Service:	B
Analysis Period:	15 minutes	Volume to Capacity (v/c):	0.014

Intersection Setup

Name	N. Ventura Avenue			N. Ventura Avenue			Canada Larga Road			Canada Larga Road		
Approach	Northbound			Southbound			Eastbound			Westbound		
Lane Configuration												
Turning Movement	Left	Thru	Right	Left	Thru	Right	Left	Thru	Right	Left	Thru	Right
Lane Width [ft]	12.00	12.00	12.00	12.00	12.00	12.00	12.00	12.00	12.00	12.00	12.00	12.00
No. of Lanes in Entry Pocket	0	0	0	0	0	0	0	0	0	0	0	0
Entry Pocket Length [ft]	100.00	100.00	100.00	100.00	100.00	100.00	100.00	100.00	100.00	100.00	100.00	100.00
No. of Lanes in Exit Pocket	0	0	0	0	0	0	0	0	0	0	0	0
Exit Pocket Length [ft]	0.00	0.00	0.00	0.00	0.00	0.00	0.00	0.00	0.00	0.00	0.00	0.00
Speed [mph]	30.00			30.00			30.00			30.00		
Grade [%]	0.00			0.00			0.00			0.00		
Crosswalk	No			No			Yes			No		

Volumes

Name	N. Ventura Avenue			N. Ventura Avenue			Canada Larga Road			Canada Larga Road		
Base Volume Input [veh/h]	0	35	113	7	22	0	0	2	0	104	1	11
Base Volume Adjustment Factor	1.0000	1.0000	1.0000	1.0000	1.0000	1.0000	1.0000	1.0000	1.0000	1.0000	1.0000	1.0000
Heavy Vehicles Percentage [%]	0.00	0.00	0.00	0.00	0.00	0.00	0.00	0.00	0.00	0.00	0.00	0.00
Growth Factor	1.0000	1.0000	1.0000	1.0000	1.0000	1.0000	1.0000	1.0000	1.0000	1.0000	1.0000	1.0000
In-Process Volume [veh/h]	0	0	0	0	0	0	0	0	0	0	0	0
Site-Generated Trips [veh/h]	0	0	0	0	0	0	0	0	0	0	0	0
Diverted Trips [veh/h]	0	0	0	0	0	0	0	0	0	0	0	0
Pass-by Trips [veh/h]	0	0	0	0	0	0	0	0	0	0	0	0
Existing Site Adjustment Volume [veh/h]	0	0	0	0	0	0	0	0	0	0	0	0
Other Volume [veh/h]	0	0	0	0	0	0	0	0	0	0	0	0
Total Hourly Volume [veh/h]	0	35	113	7	22	0	0	2	0	104	1	11
Peak Hour Factor	0.9460	0.9460	0.9460	0.9460	0.9460	0.9460	0.9460	0.9460	0.9460	0.9460	0.9460	0.9460
Other Adjustment Factor	1.0000	1.0000	1.0000	1.0000	1.0000	1.0000	1.0000	1.0000	1.0000	1.0000	1.0000	1.0000
Total 15-Minute Volume [veh/h]	0	9	30	2	6	0	0	1	0	27	0	3
Total Analysis Volume [veh/h]	0	37	119	7	23	0	0	2	0	110	1	12
Pedestrian Volume [ped/h]	0			0			0			0		

Intersection Settings

Priority Scheme	Stop	Stop	Free	Free
Flared Lane	No	No		
Storage Area [veh]	0	0	0	0
Two-Stage Gap Acceptance	No	No		
Number of Storage Spaces in Median	0	0	0	0

Movement, Approach, & Intersection Results

V/C, Movement V/C Ratio	0.00	0.06	0.11	0.01	0.04	0.00	0.00	0.00	0.00	0.07	0.00	0.00
d_M, Delay for Movement [s/veh]	11.36	11.56	9.10	12.39	11.05	8.65	7.22	0.00	0.00	7.39	0.00	0.00
Movement LOS	B	B	A	B	B	A	A	A	A	A	A	A
95th-Percentile Queue Length [veh/ln]	0.60	0.60	0.60	0.16	0.16	0.16	0.00	0.00	0.00	0.23	0.23	0.23
95th-Percentile Queue Length [ft/ln]	15.12	15.12	15.12	3.97	3.97	3.97	0.00	0.00	0.00	5.85	5.85	5.85
d_A, Approach Delay [s/veh]	9.68			11.36			0.00			6.61		
Approach LOS	A			B			A			A		
d_I, Intersection Delay [s/veh]	8.57											
Intersection LOS	B											

Intersection Level Of Service Report
Intersection 11: SR-33 SB Ramps/Canada Larga Rd

Control Type:	Two-way stop	Delay (sec / veh):	9.7
Analysis Method:	HCM 7th Edition	Level Of Service:	A
Analysis Period:	15 minutes	Volume to Capacity (v/c):	0.004

Intersection Setup

Name	SR-33 SB Ramps			SR-33 SB Ramps			Canada Larga Road			Canada Larga Road		
Approach	Northbound			Southbound			Eastbound			Westbound		
Lane Configuration												
Turning Movement	Left	Thru	Right	Left	Thru	Right	Left	Thru	Right	Left	Thru	Right
Lane Width [ft]	12.00	12.00	12.00	12.00	12.00	12.00	12.00	12.00	12.00	12.00	12.00	12.00
No. of Lanes in Entry Pocket	0	0	0	0	0	1	0	0	0	0	0	0
Entry Pocket Length [ft]	100.00	100.00	100.00	100.00	100.00	100.00	100.00	100.00	100.00	100.00	100.00	100.00
No. of Lanes in Exit Pocket	0	0	0	0	0	0	0	0	0	0	0	0
Exit Pocket Length [ft]	0.00	0.00	0.00	0.00	0.00	0.00	0.00	0.00	0.00	0.00	0.00	0.00
Speed [mph]	30.00			30.00			30.00			30.00		
Grade [%]	0.00			0.00			0.00			0.00		
Crosswalk	No			Yes			Yes			No		

Volumes

Name	SR-33 SB Ramps			SR-33 SB Ramps			Canada Larga Road			Canada Larga Road		
Base Volume Input [veh/h]	0	0	0	3	0	33	0	34	89	10	81	0
Base Volume Adjustment Factor	1.0000	1.0000	1.0000	1.0000	1.0000	1.0000	1.0000	1.0000	1.0000	1.0000	1.0000	1.0000
Heavy Vehicles Percentage [%]	0.00	0.00	0.00	0.00	0.00	0.00	0.00	0.00	0.00	0.00	0.00	0.00
Growth Factor	1.0000	1.0000	1.0000	1.0000	1.0000	1.0000	1.0000	1.0000	1.0000	1.0000	1.0000	1.0000
In-Process Volume [veh/h]	0	0	0	0	0	0	0	0	0	0	0	0
Site-Generated Trips [veh/h]	0	0	0	0	0	0	0	0	0	0	0	0
Diverted Trips [veh/h]	0	0	0	0	0	0	0	0	0	0	0	0
Pass-by Trips [veh/h]	0	0	0	0	0	0	0	0	0	0	0	0
Existing Site Adjustment Volume [veh/h]	0	0	0	0	0	0	0	0	0	0	0	0
Other Volume [veh/h]	0	0	0	0	0	0	0	0	0	0	0	0
Total Hourly Volume [veh/h]	0	0	0	3	0	33	0	34	89	10	81	0
Peak Hour Factor	1.0000	1.0000	1.0000	0.9620	1.0000	0.9620	1.0000	0.9620	0.9620	0.9620	0.9620	1.0000
Other Adjustment Factor	1.0000	1.0000	1.0000	1.0000	1.0000	1.0000	1.0000	1.0000	1.0000	1.0000	1.0000	1.0000
Total 15-Minute Volume [veh/h]	0	0	0	1	0	9	0	9	23	3	21	0
Total Analysis Volume [veh/h]	0	0	0	3	0	34	0	35	93	10	84	0
Pedestrian Volume [ped/h]	0			0			0			0		

Intersection Settings

Priority Scheme	Stop	Stop	Free	Free
Flared Lane				
Storage Area [veh]	0	0	0	0
Two-Stage Gap Acceptance		No		
Number of Storage Spaces in Median	0	0	0	0

Movement, Approach, & Intersection Results

V/C, Movement V/C Ratio	0.00	0.00	0.00	0.00	0.00	0.03	0.00	0.00	0.00	0.01	0.00	0.00
d_M, Delay for Movement [s/veh]	0.00	0.00	0.00	9.67	0.00	8.80	0.00	0.00	0.00	7.46	0.00	0.00
Movement LOS				A		A		A	A	A	A	
95th-Percentile Queue Length [veh/ln]	0.00	0.00	0.00	0.01	0.00	0.11	0.00	0.00	0.00	0.02	0.02	0.00
95th-Percentile Queue Length [ft/ln]	0.00	0.00	0.00	0.29	0.00	2.69	0.00	0.00	0.00	0.42	0.42	0.00
d_A, Approach Delay [s/veh]	0.00			8.87			0.00			0.79		
Approach LOS	A			A			A			A		
d_I, Intersection Delay [s/veh]	1.56											
Intersection LOS	A											

Intersection Level Of Service Report
Intersection 12: SR-33 NB Ramps/Canada Larga Rd

Control Type:	Two-way stop	Delay (sec / veh):	9.6
Analysis Method:	HCM 7th Edition	Level Of Service:	A
Analysis Period:	15 minutes	Volume to Capacity (v/c):	0.104

Intersection Setup

Name	SR-33 NB Ramps			SR-33 NB Ramps			Canada Larga Road			Canada Larga Road		
Approach	Northbound			Southbound			Eastbound			Westbound		
Lane Configuration												
Turning Movement	Left	Thru	Right	Left	Thru	Right	Left	Thru	Right	Left	Thru	Right
Lane Width [ft]	12.00	12.00	12.00	12.00	12.00	12.00	12.00	12.00	12.00	12.00	12.00	12.00
No. of Lanes in Entry Pocket	0	0	1	0	0	0	0	0	0	0	0	0
Entry Pocket Length [ft]	100.00	100.00	100.00	100.00	100.00	100.00	100.00	100.00	100.00	100.00	100.00	100.00
No. of Lanes in Exit Pocket	0	0	0	0	0	0	0	0	0	0	0	0
Exit Pocket Length [ft]	0.00	0.00	0.00	0.00	0.00	0.00	0.00	0.00	0.00	0.00	0.00	0.00
Speed [mph]	30.00			30.00			30.00			30.00		
Grade [%]	0.00			0.00			0.00			0.00		
Crosswalk	No			No			No			No		

Volumes

Name	SR-33 NB Ramps			SR-33 NB Ramps			Canada Larga Road			Canada Larga Road		
Base Volume Input [veh/h]	77	0	1	0	0	0	30	7	0	0	12	1
Base Volume Adjustment Factor	1.0000	1.0000	1.0000	1.0000	1.0000	1.0000	1.0000	1.0000	1.0000	1.0000	1.0000	1.0000
Heavy Vehicles Percentage [%]	0.00	0.00	0.00	0.00	0.00	0.00	0.00	0.00	0.00	0.00	0.00	0.00
Growth Factor	1.0000	1.0000	1.0000	1.0000	1.0000	1.0000	1.0000	1.0000	1.0000	1.0000	1.0000	1.0000
In-Process Volume [veh/h]	0	0	0	0	0	0	0	0	0	0	0	0
Site-Generated Trips [veh/h]	0	0	0	0	0	0	0	0	0	0	0	0
Diverted Trips [veh/h]	0	0	0	0	0	0	0	0	0	0	0	0
Pass-by Trips [veh/h]	0	0	0	0	0	0	0	0	0	0	0	0
Existing Site Adjustment Volume [veh/h]	0	0	0	0	0	0	0	0	0	0	0	0
Other Volume [veh/h]	0	0	0	0	0	0	0	0	0	0	0	0
Total Hourly Volume [veh/h]	77	0	1	0	0	0	30	7	0	0	12	1
Peak Hour Factor	0.8420	1.0000	0.8420	1.0000	1.0000	1.0000	0.8420	0.8420	1.0000	1.0000	0.8420	0.8420
Other Adjustment Factor	1.0000	1.0000	1.0000	1.0000	1.0000	1.0000	1.0000	1.0000	1.0000	1.0000	1.0000	1.0000
Total 15-Minute Volume [veh/h]	23	0	0	0	0	0	9	2	0	0	4	0
Total Analysis Volume [veh/h]	91	0	1	0	0	0	36	8	0	0	14	1
Pedestrian Volume [ped/h]	0			0			0			0		

Intersection Settings

Priority Scheme	Stop	Stop	Free	Free
Flared Lane				
Storage Area [veh]	0	0	0	0
Two-Stage Gap Acceptance	No			
Number of Storage Spaces in Median	0	0	0	0

Movement, Approach, & Intersection Results

V/C, Movement V/C Ratio	0.10	0.00	0.00	0.00	0.00	0.00	0.02	0.00	0.00	0.00	0.00	0.00
d_M, Delay for Movement [s/veh]	9.60	0.00	8.34	0.00	0.00	0.00	7.27	0.00	0.00	0.00	0.00	0.00
Movement LOS	A		A				A	A			A	A
95th-Percentile Queue Length [veh/ln]	0.35	0.00	0.00	0.00	0.00	0.00	0.06	0.06	0.00	0.00	0.00	0.00
95th-Percentile Queue Length [ft/ln]	8.69	0.00	0.07	0.00	0.00	0.00	1.53	1.53	0.00	0.00	0.00	0.00
d_A, Approach Delay [s/veh]	9.59			0.00			5.95			0.00		
Approach LOS	A			A			A			A		
d_I, Intersection Delay [s/veh]	7.57											
Intersection LOS	A											

Ventura Ranch Farmworker Housing

Vistro File: C:\...\JDS22002 Base.vistro
Report File: C:\...\E AM.pdf

Scenario 1 E AM
7/28/2023

Intersection Analysis Summary

ID	Intersection Name	Control Type	Method	Worst Mvmt	V/C	Delay (s/veh)	LOS
1	N. Ventura Ave/Shell Rd	Two-way stop	HCM 7th Edition	EB Left	0.349	22.9	C
2	N. Ventura Ave/Crooked Palm Rd	Two-way stop	HCM 7th Edition	EB Left	0.003	10.3	B
3	N. Ventura Ave/McKee St	Two-way stop	HCM 7th Edition	WB Left	0.030	10.6	B
4	N. Ventura Ave/Holt St	Two-way stop	HCM 7th Edition	SB Thru	0.173	10.3	B
5	N. Ventura Ave/Fraser Ln	Two-way stop	HCM 7th Edition	WB Left	0.030	9.9	A
6	N. Ventura Ave/Bard Ln	Two-way stop	HCM 7th Edition	WB Left	0.024	10.3	B
7	N. Ventura Ave/Los Cabos Ln	Two-way stop	HCM 7th Edition	WB Left	0.032	9.8	A
8	N. Ventura Ave/Norway Dr	Two-way stop	HCM 7th Edition	WB Left	0.070	10.4	B
9	N. Ventura Ave/Crooked Palm Rd	Two-way stop	HCM 7th Edition	EB Left	0.004	10.0	B
10	N. Ventura Ave/Canada Larga Rd	Two-way stop	HCM 7th Edition	SB Left	0.004	13.3	B
11	SR-33 SB Ramps/Canada Larga Rd	Two-way stop	HCM 7th Edition	SB Left	0.005	9.9	A
12	SR-33 NB Ramps/Canada Larga Rd	Two-way stop	HCM 7th Edition	NB Left	0.110	9.5	A

V/C, Delay, LOS: For two-way stop, these values are taken from the movement with the worst (highest) delay value. For all other control types, they are taken for the whole intersection.

Intersection Level Of Service Report
Intersection 1: N. Ventura Ave/Shell Rd

Control Type:	Two-way stop	Delay (sec / veh):	22.9
Analysis Method:	HCM 7th Edition	Level Of Service:	C
Analysis Period:	15 minutes	Volume to Capacity (v/c):	0.349

Intersection Setup

Name	N. Ventura Avenue			N. Ventura Avenue			Shell Road			Shell Road		
Approach	Northbound			Southbound			Eastbound			Westbound		
Lane Configuration												
Turning Movement	Left	Thru	Right	Left	Thru	Right	Left	Thru	Right	Left	Thru	Right
Lane Width [ft]	12.00	12.00	12.00	12.00	12.00	12.00	12.00	12.00	12.00	12.00	12.00	12.00
No. of Lanes in Entry Pocket	1	0	0	1	0	0	0	0	0	0	0	0
Entry Pocket Length [ft]	100.00	100.00	100.00	100.00	100.00	100.00	100.00	100.00	100.00	100.00	100.00	100.00
No. of Lanes in Exit Pocket	0	0	0	0	0	0	0	0	0	0	0	0
Exit Pocket Length [ft]	0.00	0.00	0.00	0.00	0.00	0.00	0.00	0.00	0.00	0.00	0.00	0.00
Speed [mph]	30.00			30.00			30.00			30.00		
Grade [%]	0.00			0.00			0.00			0.00		
Crosswalk	Yes			Yes			Yes			Yes		

Volumes

Name	N. Ventura Avenue			N. Ventura Avenue			Shell Road			Shell Road		
Base Volume Input [veh/h]	191	94	5	0	134	129	89	9	70	1	2	0
Base Volume Adjustment Factor	1.0000	1.0000	1.0000	1.0000	1.0000	1.0000	1.0000	1.0000	1.0000	1.0000	1.0000	1.0000
Heavy Vehicles Percentage [%]	0.00	0.00	0.00	0.00	0.00	0.00	0.00	0.00	0.00	0.00	0.00	0.00
Growth Factor	1.0000	1.0000	1.0000	1.0000	1.0000	1.0000	1.0000	1.0000	1.0000	1.0000	1.0000	1.0000
In-Process Volume [veh/h]	0	0	0	0	0	0	0	0	0	0	0	0
Site-Generated Trips [veh/h]	0	0	0	0	0	0	0	0	0	0	0	0
Diverted Trips [veh/h]	0	0	0	0	0	0	0	0	0	0	0	0
Pass-by Trips [veh/h]	0	0	0	0	0	0	0	0	0	0	0	0
Existing Site Adjustment Volume [veh/h]	0	0	0	0	0	0	0	0	0	0	0	0
Other Volume [veh/h]	0	0	0	0	0	0	0	0	0	0	0	0
Total Hourly Volume [veh/h]	191	94	5	0	134	129	89	9	70	1	2	0
Peak Hour Factor	0.9140	0.9140	0.9140	0.9140	0.9140	0.9140	0.9140	0.9140	0.9140	0.9140	0.9140	0.9140
Other Adjustment Factor	1.0000	1.0000	1.0000	1.0000	1.0000	1.0000	1.0000	1.0000	1.0000	1.0000	1.0000	1.0000
Total 15-Minute Volume [veh/h]	52	26	1	0	37	35	24	2	19	0	1	0
Total Analysis Volume [veh/h]	209	103	5	0	147	141	97	10	77	1	2	0
Pedestrian Volume [ped/h]	0			0			0			0		

Intersection Settings

Priority Scheme	Free	Free	Stop	Stop
Flared Lane			Yes	No
Storage Area [veh]	0	0	1	0
Two-Stage Gap Acceptance			No	No
Number of Storage Spaces in Median	0	0	0	0

Movement, Approach, & Intersection Results

V/C, Movement V/C Ratio	0.16	0.00	0.00	0.00	0.00	0.00	0.35	0.03	0.09	0.00	0.01	0.00
d_M, Delay for Movement [s/veh]	8.34	0.00	0.00	7.41	0.00	0.00	22.89	22.39	14.29	20.77	18.79	8.94
Movement LOS	A	A	A	A	A	A	C	C	B	C	C	A
95th-Percentile Queue Length [veh/ln]	0.58	0.00	0.00	0.00	0.00	0.00	1.86	1.86	1.86	0.04	0.04	0.04
95th-Percentile Queue Length [ft/ln]	14.50	0.00	0.00	0.00	0.00	0.00	46.43	46.43	46.43	0.90	0.90	0.90
d_A, Approach Delay [s/veh]	5.50			0.00			19.26			19.45		
Approach LOS	A			A			C			C		
d_I, Intersection Delay [s/veh]	6.75											
Intersection LOS	C											

Intersection Level Of Service Report
Intersection 2: N. Ventura Ave/Crooked Palm Rd

Control Type:	Two-way stop	Delay (sec / veh):	10.3
Analysis Method:	HCM 7th Edition	Level Of Service:	B
Analysis Period:	15 minutes	Volume to Capacity (v/c):	0.003

Intersection Setup

Name	N. Ventura Avenue		N. Ventura Avenue		Crooked Palm Road	
Approach	Northbound		Southbound		Eastbound	
Lane Configuration						
Turning Movement	Left	Thru	Thru	Right	Left	Right
Lane Width [ft]	12.00	12.00	12.00	12.00	12.00	12.00
No. of Lanes in Entry Pocket	1	0	0	0	0	1
Entry Pocket Length [ft]	100.00	100.00	100.00	100.00	100.00	100.00
No. of Lanes in Exit Pocket	0	0	0	0	0	0
Exit Pocket Length [ft]	0.00	0.00	0.00	0.00	0.00	0.00
Speed [mph]	30.00		30.00		30.00	
Grade [%]	0.00		0.00		0.00	
Crosswalk	Yes		Yes		Yes	

Volumes

Name	N. Ventura Avenue		N. Ventura Avenue		Crooked Palm Road	
Base Volume Input [veh/h]	10	141	234	3	2	10
Base Volume Adjustment Factor	1.0000	1.0000	1.0000	1.0000	1.0000	1.0000
Heavy Vehicles Percentage [%]	0.00	0.00	0.00	0.00	0.00	0.00
Growth Factor	1.0000	1.0000	1.0000	1.0000	1.0000	1.0000
In-Process Volume [veh/h]	0	0	0	0	0	0
Site-Generated Trips [veh/h]	0	0	0	0	0	0
Diverted Trips [veh/h]	0	0	0	0	0	0
Pass-by Trips [veh/h]	0	0	0	0	0	0
Existing Site Adjustment Volume [veh/h]	0	0	0	0	0	0
Other Volume [veh/h]	0	0	0	0	0	0
Total Hourly Volume [veh/h]	10	141	234	3	2	10
Peak Hour Factor	0.8620	0.8620	0.8620	0.8620	0.8620	0.8620
Other Adjustment Factor	1.0000	1.0000	1.0000	1.0000	1.0000	1.0000
Total 15-Minute Volume [veh/h]	3	41	68	1	1	3
Total Analysis Volume [veh/h]	12	164	271	3	2	12
Pedestrian Volume [ped/h]	0		0		0	

Intersection Settings

Priority Scheme	Free	Free	Stop
Flared Lane			
Storage Area [veh]	0	0	0
Two-Stage Gap Acceptance			Yes
Number of Storage Spaces in Median	0	0	2

Movement, Approach, & Intersection Results

V/C, Movement V/C Ratio	0.01	0.00	0.00	0.00	0.00	0.02
d_M, Delay for Movement [s/veh]	7.79	0.00	0.00	0.00	10.27	9.74
Movement LOS	A	A	A	A	B	A
95th-Percentile Queue Length [veh/ln]	0.03	0.00	0.00	0.00	0.01	0.05
95th-Percentile Queue Length [ft/ln]	0.70	0.00	0.00	0.00	0.22	1.19
d_A, Approach Delay [s/veh]	0.53		0.00		9.82	
Approach LOS	A		A		A	
d_I, Intersection Delay [s/veh]	0.50					
Intersection LOS	B					

Intersection Level Of Service Report
Intersection 3: N. Ventura Ave/McKee St

Control Type:	Two-way stop	Delay (sec / veh):	10.6
Analysis Method:	HCM 7th Edition	Level Of Service:	B
Analysis Period:	15 minutes	Volume to Capacity (v/c):	0.030

Intersection Setup

Name	N. Ventura Avenue		N. Ventura Avenue		Mckee Street	
Approach	Northbound		Southbound		Westbound	
Lane Configuration						
Turning Movement	Thru	Right	Left	Thru	Left	Right
Lane Width [ft]	12.00	12.00	12.00	12.00	12.00	12.00
No. of Lanes in Entry Pocket	0	0	1	0	0	0
Entry Pocket Length [ft]	100.00	100.00	100.00	100.00	100.00	100.00
No. of Lanes in Exit Pocket	0	0	0	0	0	0
Exit Pocket Length [ft]	0.00	0.00	0.00	0.00	0.00	0.00
Speed [mph]	30.00		30.00		30.00	
Grade [%]	0.00		0.00		0.00	
Crosswalk	No		Yes		No	

Volumes

Name	N. Ventura Avenue		N. Ventura Avenue		Mckee Street	
Base Volume Input [veh/h]	118	12	3	154	17	5
Base Volume Adjustment Factor	1.0000	1.0000	1.0000	1.0000	1.0000	1.0000
Heavy Vehicles Percentage [%]	0.00	0.00	0.00	0.00	0.00	0.00
Growth Factor	1.0000	1.0000	1.0000	1.0000	1.0000	1.0000
In-Process Volume [veh/h]	0	0	0	0	0	0
Site-Generated Trips [veh/h]	0	0	0	0	0	0
Diverted Trips [veh/h]	0	0	0	0	0	0
Pass-by Trips [veh/h]	0	0	0	0	0	0
Existing Site Adjustment Volume [veh/h]	0	0	0	0	0	0
Other Volume [veh/h]	0	0	0	0	0	0
Total Hourly Volume [veh/h]	118	12	3	154	17	5
Peak Hour Factor	0.8580	0.8580	0.8580	0.8580	0.8580	0.8580
Other Adjustment Factor	1.0000	1.0000	1.0000	1.0000	1.0000	1.0000
Total 15-Minute Volume [veh/h]	34	3	1	45	5	1
Total Analysis Volume [veh/h]	138	14	3	179	20	6
Pedestrian Volume [ped/h]	0		0		0	

Intersection Settings

Priority Scheme	Free	Free	Stop
Flared Lane			No
Storage Area [veh]	0	0	0
Two-Stage Gap Acceptance			No
Number of Storage Spaces in Median	0	0	0

Movement, Approach, & Intersection Results

V/C, Movement V/C Ratio	0.00	0.00	0.00	0.00	0.03	0.01
d_M, Delay for Movement [s/veh]	0.00	0.00	7.50	0.00	10.59	9.16
Movement LOS	A	A	A	A	B	A
95th-Percentile Queue Length [veh/ln]	0.00	0.00	0.01	0.00	0.11	0.11
95th-Percentile Queue Length [ft/ln]	0.00	0.00	0.16	0.00	2.84	2.84
d_A, Approach Delay [s/veh]	0.00		0.12		10.26	
Approach LOS	A		A		B	
d_I, Intersection Delay [s/veh]	0.80					
Intersection LOS	B					

Intersection Level Of Service Report
Intersection 4: N. Ventura Ave/Holt St

Control Type:	Two-way stop	Delay (sec / veh):	10.3
Analysis Method:	HCM 7th Edition	Level Of Service:	B
Analysis Period:	15 minutes	Volume to Capacity (v/c):	0.173

Intersection Setup

Name	N. Ventura Avenue			N. Ventura Avenue			Holt Street			Holt Street		
Approach	Northbound			Southbound			Eastbound			Westbound		
Lane Configuration												
Turning Movement	Left	Thru	Right	Left	Thru	Right	Left	Thru	Right	Left	Thru	Right
Lane Width [ft]	12.00	12.00	12.00	12.00	12.00	12.00	12.00	12.00	12.00	12.00	12.00	12.00
No. of Lanes in Entry Pocket	1	0	0	1	0	0	0	0	0	0	0	0
Entry Pocket Length [ft]	100.00	100.00	100.00	100.00	100.00	100.00	100.00	100.00	100.00	100.00	100.00	100.00
No. of Lanes in Exit Pocket	0	0	0	0	0	0	0	0	0	0	0	0
Exit Pocket Length [ft]	0.00	0.00	0.00	0.00	0.00	0.00	0.00	0.00	0.00	0.00	0.00	0.00
Speed [mph]	30.00			30.00			30.00			30.00		
Grade [%]	0.00			0.00			0.00			0.00		
Crosswalk	No			No			Yes			No		

Volumes

Name	N. Ventura Avenue			N. Ventura Avenue			Holt Street			Holt Street		
Base Volume Input [veh/h]	0	116	6	4	120	0	2	0	7	20	0	2
Base Volume Adjustment Factor	1.0000	1.0000	1.0000	1.0000	1.0000	1.0000	1.0000	1.0000	1.0000	1.0000	1.0000	1.0000
Heavy Vehicles Percentage [%]	0.00	0.00	0.00	0.00	0.00	0.00	0.00	0.00	0.00	0.00	0.00	0.00
Growth Factor	1.0000	1.0000	1.0000	1.0000	1.0000	1.0000	1.0000	1.0000	1.0000	1.0000	1.0000	1.0000
In-Process Volume [veh/h]	0	0	0	0	0	0	0	0	0	0	0	0
Site-Generated Trips [veh/h]	0	0	0	0	0	0	0	0	0	0	0	0
Diverted Trips [veh/h]	0	0	0	0	0	0	0	0	0	0	0	0
Pass-by Trips [veh/h]	0	0	0	0	0	0	0	0	0	0	0	0
Existing Site Adjustment Volume [veh/h]	0	0	0	0	0	0	0	0	0	0	0	0
Other Volume [veh/h]	0	0	0	0	0	0	0	0	0	0	0	0
Total Hourly Volume [veh/h]	0	116	6	4	120	0	2	0	7	20	0	2
Peak Hour Factor	1.0000	0.8450	0.8450	0.8450	0.8450	1.0000	0.8450	0.8450	0.8450	0.8450	1.0000	0.8450
Other Adjustment Factor	1.0000	1.0000	1.0000	1.0000	1.0000	1.0000	1.0000	1.0000	1.0000	1.0000	1.0000	1.0000
Total 15-Minute Volume [veh/h]	0	34	2	1	36	0	1	0	2	6	0	1
Total Analysis Volume [veh/h]	0	137	7	5	142	0	2	0	8	24	0	2
Pedestrian Volume [ped/h]	0			0			0			0		

Intersection Settings

Priority Scheme	Stop	Stop	Free	Free
Flared Lane	No	No		
Storage Area [veh]	0	0	0	0
Two-Stage Gap Acceptance	No	No		
Number of Storage Spaces in Median	0	0	0	0

Movement, Approach, & Intersection Results

V/C, Movement V/C Ratio	0.00	0.17	0.01	0.01	0.17	0.00	0.00	0.00	0.00	0.01	0.00	0.00
d_M, Delay for Movement [s/veh]	10.19	10.27	9.22	10.23	10.30	9.22	7.21	0.00	0.00	7.25	0.00	0.00
Movement LOS	B	B	A	B	B	A	A	A	A	A	A	A
95th-Percentile Queue Length [veh/ln]	0.00	0.62	0.62	0.02	0.62	0.62	0.00	0.00	0.00	0.05	0.05	0.05
95th-Percentile Queue Length [ft/ln]	0.00	15.56	15.56	0.54	15.58	15.58	0.10	0.10	0.10	1.22	1.22	1.22
d_A, Approach Delay [s/veh]	10.22			10.30			1.44			6.70		
Approach LOS	B			B			A			A		
d_I, Intersection Delay [s/veh]	9.71											
Intersection LOS	B											

Intersection Level Of Service Report
Intersection 5: N. Ventura Ave/Fraser Ln

Control Type:	Two-way stop	Delay (sec / veh):	9.9
Analysis Method:	HCM 7th Edition	Level Of Service:	A
Analysis Period:	15 minutes	Volume to Capacity (v/c):	0.030

Intersection Setup

Name	N. Ventura Avenue			N. Ventura Avenue			Fraser Lane			Fraser Lane		
Approach	Northbound			Southbound			Eastbound			Westbound		
Lane Configuration												
Turning Movement	Left	Thru	Right	Left	Thru	Right	Left	Thru	Right	Left	Thru	Right
Lane Width [ft]	12.00	12.00	12.00	12.00	12.00	12.00	12.00	12.00	12.00	12.00	12.00	12.00
No. of Lanes in Entry Pocket	1	0	0	1	0	0	0	0	0	0	0	0
Entry Pocket Length [ft]	100.00	100.00	100.00	100.00	100.00	100.00	100.00	100.00	100.00	100.00	100.00	100.00
No. of Lanes in Exit Pocket	0	0	0	0	0	0	0	0	0	0	0	0
Exit Pocket Length [ft]	0.00	0.00	0.00	0.00	0.00	0.00	0.00	0.00	0.00	0.00	0.00	0.00
Speed [mph]	30.00			30.00			30.00			30.00		
Grade [%]	0.00			0.00			0.00			0.00		
Crosswalk	No			No			No			No		

Volumes

Name	N. Ventura Avenue			N. Ventura Avenue			Fraser Lane			Fraser Lane		
Base Volume Input [veh/h]	11	103	7	2	102	2	0	0	0	20	0	5
Base Volume Adjustment Factor	1.0000	1.0000	1.0000	1.0000	1.0000	1.0000	1.0000	1.0000	1.0000	1.0000	1.0000	1.0000
Heavy Vehicles Percentage [%]	0.00	0.00	0.00	0.00	0.00	0.00	0.00	0.00	0.00	0.00	0.00	0.00
Growth Factor	1.0000	1.0000	1.0000	1.0000	1.0000	1.0000	1.0000	1.0000	1.0000	1.0000	1.0000	1.0000
In-Process Volume [veh/h]	0	0	0	0	0	0	0	0	0	0	0	0
Site-Generated Trips [veh/h]	0	0	0	0	0	0	0	0	0	0	0	0
Diverted Trips [veh/h]	0	0	0	0	0	0	0	0	0	0	0	0
Pass-by Trips [veh/h]	0	0	0	0	0	0	0	0	0	0	0	0
Existing Site Adjustment Volume [veh/h]	0	0	0	0	0	0	0	0	0	0	0	0
Other Volume [veh/h]	0	0	0	0	0	0	0	0	0	0	0	0
Total Hourly Volume [veh/h]	11	103	7	2	102	2	0	0	0	20	0	5
Peak Hour Factor	0.8630	0.8630	0.8630	0.8630	0.8630	0.8630	0.8630	0.8630	0.8630	0.8630	0.8630	0.8630
Other Adjustment Factor	1.0000	1.0000	1.0000	1.0000	1.0000	1.0000	1.0000	1.0000	1.0000	1.0000	1.0000	1.0000
Total 15-Minute Volume [veh/h]	3	30	2	1	30	1	0	0	0	6	0	1
Total Analysis Volume [veh/h]	13	119	8	2	118	2	0	0	0	23	0	6
Pedestrian Volume [ped/h]	0			0			0			0		

Intersection Settings

Priority Scheme	Free	Free	Stop	Stop
Flared Lane			No	No
Storage Area [veh]	0	0	0	0
Two-Stage Gap Acceptance			Yes	Yes
Number of Storage Spaces in Median	0	0	2	2

Movement, Approach, & Intersection Results

V/C, Movement V/C Ratio	0.01	0.00	0.00	0.00	0.00	0.00	0.00	0.00	0.00	0.03	0.00	0.01
d_M, Delay for Movement [s/veh]	7.45	0.00	0.00	7.45	0.00	0.00	9.76	10.20	8.84	9.92	10.38	9.03
Movement LOS	A	A	A	A	A	A	A	B	A	A	B	A
95th-Percentile Queue Length [veh/ln]	0.03	0.00	0.00	0.00	0.00	0.00	0.00	0.00	0.00	0.11	0.11	0.11
95th-Percentile Queue Length [ft/ln]	0.66	0.00	0.00	0.10	0.00	0.00	0.00	0.00	0.00	2.86	2.86	2.86
d_A, Approach Delay [s/veh]	0.69			0.12			9.60			9.73		
Approach LOS	A			A			A			A		
d_I, Intersection Delay [s/veh]	1.35											
Intersection LOS	A											

Intersection Level Of Service Report
Intersection 6: N. Ventura Ave/Bard Ln

Control Type:	Two-way stop	Delay (sec / veh):	10.3
Analysis Method:	HCM 7th Edition	Level Of Service:	B
Analysis Period:	15 minutes	Volume to Capacity (v/c):	0.024

Intersection Setup

Name	N. Ventura Avenue			N. Ventura Avenue			Bard Lane			Bard Lane		
Approach	Northbound			Southbound			Eastbound			Westbound		
Lane Configuration												
Turning Movement	Left	Thru	Right	Left	Thru	Right	Left	Thru	Right	Left	Thru	Right
Lane Width [ft]	12.00	12.00	12.00	12.00	12.00	12.00	12.00	12.00	12.00	12.00	12.00	12.00
No. of Lanes in Entry Pocket	1	0	0	1	0	0	0	0	0	0	0	0
Entry Pocket Length [ft]	100.00	100.00	100.00	100.00	100.00	100.00	100.00	100.00	100.00	100.00	100.00	100.00
No. of Lanes in Exit Pocket	0	0	0	0	0	0	0	0	0	0	0	0
Exit Pocket Length [ft]	0.00	0.00	0.00	0.00	0.00	0.00	0.00	0.00	0.00	0.00	0.00	0.00
Speed [mph]	30.00			30.00			30.00			30.00		
Grade [%]	0.00			0.00			0.00			0.00		
Crosswalk	No			No			No			No		

Volumes

Name	N. Ventura Avenue			N. Ventura Avenue			Bard Lane			Bard Lane		
Base Volume Input [veh/h]	5	102	2	0	96	0	0	0	0	14	0	0
Base Volume Adjustment Factor	1.0000	1.0000	1.0000	1.0000	1.0000	1.0000	1.0000	1.0000	1.0000	1.0000	1.0000	1.0000
Heavy Vehicles Percentage [%]	0.00	0.00	0.00	0.00	0.00	0.00	0.00	0.00	0.00	0.00	0.00	0.00
Growth Factor	1.0000	1.0000	1.0000	1.0000	1.0000	1.0000	1.0000	1.0000	1.0000	1.0000	1.0000	1.0000
In-Process Volume [veh/h]	0	0	0	0	0	0	0	0	0	0	0	0
Site-Generated Trips [veh/h]	0	0	0	0	0	0	0	0	0	0	0	0
Diverted Trips [veh/h]	0	0	0	0	0	0	0	0	0	0	0	0
Pass-by Trips [veh/h]	0	0	0	0	0	0	0	0	0	0	0	0
Existing Site Adjustment Volume [veh/h]	0	0	0	0	0	0	0	0	0	0	0	0
Other Volume [veh/h]	0	0	0	0	0	0	0	0	0	0	0	0
Total Hourly Volume [veh/h]	5	102	2	0	96	0	0	0	0	14	0	0
Peak Hour Factor	0.8300	0.8300	0.8300	0.8300	0.8300	0.8300	1.0000	1.0000	1.0000	0.8300	0.8300	0.8300
Other Adjustment Factor	1.0000	1.0000	1.0000	1.0000	1.0000	1.0000	1.0000	1.0000	1.0000	1.0000	1.0000	1.0000
Total 15-Minute Volume [veh/h]	2	31	1	0	29	0	0	0	0	4	0	0
Total Analysis Volume [veh/h]	6	123	2	0	116	0	0	0	0	17	0	0
Pedestrian Volume [ped/h]	0			0			0			0		

Intersection Settings

Priority Scheme	Free	Free	Stop	Stop
Flared Lane				No
Storage Area [veh]	0	0	0	0
Two-Stage Gap Acceptance				No
Number of Storage Spaces in Median	0	0	0	0

Movement, Approach, & Intersection Results

V/C, Movement V/C Ratio	0.00	0.00	0.00	0.00	0.00	0.00	0.00	0.00	0.00	0.02	0.00	0.00
d_M, Delay for Movement [s/veh]	7.43	0.00	0.00	7.44	0.00	0.00	0.00	0.00	0.00	10.25	10.65	8.99
Movement LOS	A	A	A	A	A	A				B	B	A
95th-Percentile Queue Length [veh/ln]	0.01	0.00	0.00	0.00	0.00	0.00	0.00	0.00	0.00	0.07	0.07	0.07
95th-Percentile Queue Length [ft/ln]	0.30	0.00	0.00	0.00	0.00	0.00	0.00	0.00	0.00	1.86	1.86	1.86
d_A, Approach Delay [s/veh]	0.34			0.00			0.00			10.25		
Approach LOS	A			A			A			B		
d_I, Intersection Delay [s/veh]	0.83											
Intersection LOS	B											

Intersection Level Of Service Report
Intersection 7: N. Ventura Ave/Los Cabos Ln

Control Type:	Two-way stop	Delay (sec / veh):	9.8
Analysis Method:	HCM 7th Edition	Level Of Service:	A
Analysis Period:	15 minutes	Volume to Capacity (v/c):	0.032

Intersection Setup

Name	N. Ventura Avenue		N. Ventura Avenue		Los Cabos Lane	
Approach	Northbound		Southbound		Westbound	
Lane Configuration						
Turning Movement	Thru	Right	Left	Thru	Left	Right
Lane Width [ft]	12.00	12.00	12.00	12.00	12.00	12.00
No. of Lanes in Entry Pocket	0	0	1	0	0	0
Entry Pocket Length [ft]	100.00	100.00	100.00	100.00	100.00	100.00
No. of Lanes in Exit Pocket	0	0	0	0	0	0
Exit Pocket Length [ft]	0.00	0.00	0.00	0.00	0.00	0.00
Speed [mph]	30.00		30.00		30.00	
Grade [%]	0.00		0.00		0.00	
Crosswalk	No		Yes		No	

Volumes

Name	N. Ventura Avenue		N. Ventura Avenue		Los Cabos Lane	
Base Volume Input [veh/h]	87	13	5	77	21	1
Base Volume Adjustment Factor	1.0000	1.0000	1.0000	1.0000	1.0000	1.0000
Heavy Vehicles Percentage [%]	0.00	0.00	0.00	0.00	0.00	0.00
Growth Factor	1.0000	1.0000	1.0000	1.0000	1.0000	1.0000
In-Process Volume [veh/h]	0	0	0	0	0	0
Site-Generated Trips [veh/h]	0	0	0	0	0	0
Diverted Trips [veh/h]	0	0	0	0	0	0
Pass-by Trips [veh/h]	0	0	0	0	0	0
Existing Site Adjustment Volume [veh/h]	0	0	0	0	0	0
Other Volume [veh/h]	0	0	0	0	0	0
Total Hourly Volume [veh/h]	87	13	5	77	21	1
Peak Hour Factor	0.8400	0.8400	0.8400	0.8400	0.8400	0.8400
Other Adjustment Factor	1.0000	1.0000	1.0000	1.0000	1.0000	1.0000
Total 15-Minute Volume [veh/h]	26	4	1	23	6	0
Total Analysis Volume [veh/h]	104	15	6	92	25	1
Pedestrian Volume [ped/h]	0		0		0	

Intersection Settings

Priority Scheme	Free	Free	Stop
Flared Lane			No
Storage Area [veh]	0	0	0
Two-Stage Gap Acceptance			No
Number of Storage Spaces in Median	0	0	0

Movement, Approach, & Intersection Results

V/C, Movement V/C Ratio	0.00	0.00	0.00	0.00	0.03	0.00
d_M, Delay for Movement [s/veh]	0.00	0.00	7.44	0.00	9.81	8.96
Movement LOS	A	A	A	A	A	A
95th-Percentile Queue Length [veh/ln]	0.00	0.00	0.01	0.00	0.10	0.10
95th-Percentile Queue Length [ft/ln]	0.00	0.00	0.30	0.00	2.58	2.58
d_A, Approach Delay [s/veh]	0.00		0.46		9.78	
Approach LOS	A		A		A	
d_I, Intersection Delay [s/veh]	1.23					
Intersection LOS	A					

Intersection Level Of Service Report
Intersection 8: N. Ventura Ave/Norway Dr

Control Type:	Two-way stop	Delay (sec / veh):	10.4
Analysis Method:	HCM 7th Edition	Level Of Service:	B
Analysis Period:	15 minutes	Volume to Capacity (v/c):	0.070

Intersection Setup

Name	N. Ventura Avenue		N. Ventura Avenue		Norway Drive	
Approach	Northbound		Southbound		Westbound	
Lane Configuration						
Turning Movement	Thru	Right	Left	Thru	Left	Right
Lane Width [ft]	12.00	12.00	12.00	12.00	12.00	12.00
No. of Lanes in Entry Pocket	0	0	1	0	0	0
Entry Pocket Length [ft]	100.00	100.00	100.00	100.00	100.00	100.00
No. of Lanes in Exit Pocket	0	0	0	0	0	0
Exit Pocket Length [ft]	0.00	0.00	0.00	0.00	0.00	0.00
Speed [mph]	30.00		30.00		30.00	
Grade [%]	0.00		0.00		0.00	
Crosswalk	No		No		No	

Volumes

Name	N. Ventura Avenue		N. Ventura Avenue		Norway Drive	
Base Volume Input [veh/h]	53	22	16	31	46	110
Base Volume Adjustment Factor	1.0000	1.0000	1.0000	1.0000	1.0000	1.0000
Heavy Vehicles Percentage [%]	0.00	0.00	0.00	0.00	0.00	0.00
Growth Factor	1.0000	1.0000	1.0000	1.0000	1.0000	1.0000
In-Process Volume [veh/h]	0	0	0	0	0	0
Site-Generated Trips [veh/h]	0	0	0	0	0	0
Diverted Trips [veh/h]	0	0	0	0	0	0
Pass-by Trips [veh/h]	0	0	0	0	0	0
Existing Site Adjustment Volume [veh/h]	0	0	0	0	0	0
Other Volume [veh/h]	0	0	0	0	0	0
Total Hourly Volume [veh/h]	53	22	16	31	46	110
Peak Hour Factor	0.7990	0.7990	0.7990	0.7990	0.7990	0.7990
Other Adjustment Factor	1.0000	1.0000	1.0000	1.0000	1.0000	1.0000
Total 15-Minute Volume [veh/h]	17	7	5	10	14	34
Total Analysis Volume [veh/h]	66	28	20	39	58	138
Pedestrian Volume [ped/h]	0		0		0	

Intersection Settings

Priority Scheme	Free	Free	Stop
Flared Lane			No
Storage Area [veh]	0	0	0
Two-Stage Gap Acceptance			No
Number of Storage Spaces in Median	0	0	0

Movement, Approach, & Intersection Results

V/C, Movement V/C Ratio	0.00	0.00	0.01	0.00	0.07	0.14
d_M, Delay for Movement [s/veh]	0.00	0.00	7.41	0.00	10.38	9.68
Movement LOS	A	A	A	A	B	A
95th-Percentile Queue Length [veh/ln]	0.00	0.00	0.04	0.00	0.79	0.79
95th-Percentile Queue Length [ft/ln]	0.00	0.00	1.00	0.00	19.79	19.79
d_A, Approach Delay [s/veh]	0.00		2.51		9.89	
Approach LOS	A		A		A	
d_I, Intersection Delay [s/veh]	5.98					
Intersection LOS	B					

Intersection Level Of Service Report
Intersection 9: N. Ventura Ave/Crooked Palm Rd

Control Type:	Two-way stop	Delay (sec / veh):	10.0
Analysis Method:	HCM 7th Edition	Level Of Service:	B
Analysis Period:	15 minutes	Volume to Capacity (v/c):	0.004

Intersection Setup

Name	N. Ventura Avenue		N. Ventura Avenue		Crooked Palm Road	
Approach	Northbound		Southbound		Eastbound	
Lane Configuration						
Turning Movement	Left	Thru	Thru	Right	Left	Right
Lane Width [ft]	12.00	12.00	12.00	12.00	12.00	12.00
No. of Lanes in Entry Pocket	1	0	0	0	0	1
Entry Pocket Length [ft]	100.00	100.00	100.00	100.00	100.00	100.00
No. of Lanes in Exit Pocket	0	0	0	0	0	0
Exit Pocket Length [ft]	0.00	0.00	0.00	0.00	0.00	0.00
Speed [mph]	30.00		30.00		30.00	
Grade [%]	0.00		0.00		0.00	
Crosswalk	No		No		No	

Volumes

Name	N. Ventura Avenue		N. Ventura Avenue		Crooked Palm Road	
Base Volume Input [veh/h]	3	148	55	5	2	0
Base Volume Adjustment Factor	1.0000	1.0000	1.0000	1.0000	1.0000	1.0000
Heavy Vehicles Percentage [%]	0.00	0.00	0.00	0.00	0.00	0.00
Growth Factor	1.0000	1.0000	1.0000	1.0000	1.0000	1.0000
In-Process Volume [veh/h]	0	0	0	0	0	0
Site-Generated Trips [veh/h]	0	0	0	0	0	0
Diverted Trips [veh/h]	0	0	0	0	0	0
Pass-by Trips [veh/h]	0	0	0	0	0	0
Existing Site Adjustment Volume [veh/h]	0	0	0	0	0	0
Other Volume [veh/h]	0	0	0	0	0	0
Total Hourly Volume [veh/h]	3	148	55	5	2	0
Peak Hour Factor	0.7830	0.7830	0.7830	0.7830	0.7830	0.7830
Other Adjustment Factor	1.0000	1.0000	1.0000	1.0000	1.0000	1.0000
Total 15-Minute Volume [veh/h]	1	47	18	2	1	0
Total Analysis Volume [veh/h]	4	189	70	6	3	0
Pedestrian Volume [ped/h]	0		0		0	

Intersection Settings

Priority Scheme	Free	Free	Stop
Flared Lane			
Storage Area [veh]	0	0	0
Two-Stage Gap Acceptance			No
Number of Storage Spaces in Median	0	0	0

Movement, Approach, & Intersection Results

V/C, Movement V/C Ratio	0.00	0.00	0.00	0.00	0.00	0.00
d_M, Delay for Movement [s/veh]	7.35	0.00	0.00	0.00	10.01	8.62
Movement LOS	A	A	A	A	B	A
95th-Percentile Queue Length [veh/ln]	0.01	0.00	0.00	0.00	0.01	0.00
95th-Percentile Queue Length [ft/ln]	0.20	0.00	0.00	0.00	0.31	0.00
d_A, Approach Delay [s/veh]	0.15		0.00		10.01	
Approach LOS	A		A		B	
d_I, Intersection Delay [s/veh]	0.22					
Intersection LOS	B					

Intersection Level Of Service Report
Intersection 10: N. Ventura Ave/Canada Larga Rd

Control Type:	Two-way stop	Delay (sec / veh):	13.3
Analysis Method:	HCM 7th Edition	Level Of Service:	B
Analysis Period:	15 minutes	Volume to Capacity (v/c):	0.004

Intersection Setup

Name	N. Ventura Avenue			N. Ventura Avenue			Canada Larga Road			Canada Larga Road		
Approach	Northbound			Southbound			Eastbound			Westbound		
Lane Configuration												
Turning Movement	Left	Thru	Right	Left	Thru	Right	Left	Thru	Right	Left	Thru	Right
Lane Width [ft]	12.00	12.00	12.00	12.00	12.00	12.00	12.00	12.00	12.00	12.00	12.00	12.00
No. of Lanes in Entry Pocket	0	0	0	0	0	0	0	0	0	0	0	0
Entry Pocket Length [ft]	100.00	100.00	100.00	100.00	100.00	100.00	100.00	100.00	100.00	100.00	100.00	100.00
No. of Lanes in Exit Pocket	0	0	0	0	0	0	0	0	0	0	0	0
Exit Pocket Length [ft]	0.00	0.00	0.00	0.00	0.00	0.00	0.00	0.00	0.00	0.00	0.00	0.00
Speed [mph]	30.00			30.00			30.00			30.00		
Grade [%]	0.00			0.00			0.00			0.00		
Crosswalk	No			No			Yes			No		

Volumes

Name	N. Ventura Avenue			N. Ventura Avenue			Canada Larga Road			Canada Larga Road		
Base Volume Input [veh/h]	1	25	115	2	25	0	0	2	2	113	4	6
Base Volume Adjustment Factor	1.0000	1.0000	1.0000	1.0000	1.0000	1.0000	1.0000	1.0000	1.0000	1.0000	1.0000	1.0000
Heavy Vehicles Percentage [%]	0.00	0.00	0.00	0.00	0.00	0.00	0.00	0.00	0.00	0.00	0.00	0.00
Growth Factor	1.0000	1.0000	1.0000	1.0000	1.0000	1.0000	1.0000	1.0000	1.0000	1.0000	1.0000	1.0000
In-Process Volume [veh/h]	0	0	0	0	0	0	0	0	0	0	0	0
Site-Generated Trips [veh/h]	0	0	0	0	0	0	0	0	0	0	0	0
Diverted Trips [veh/h]	0	0	0	0	0	0	0	0	0	0	0	0
Pass-by Trips [veh/h]	0	0	0	0	0	0	0	0	0	0	0	0
Existing Site Adjustment Volume [veh/h]	0	0	0	0	0	0	0	0	0	0	0	0
Other Volume [veh/h]	0	0	0	0	0	0	0	0	0	0	0	0
Total Hourly Volume [veh/h]	1	25	115	2	25	0	0	2	2	113	4	6
Peak Hour Factor	0.8380	0.8380	0.8380	0.8380	0.8380	0.8380	0.8380	0.8380	0.8380	0.8380	0.8380	0.8380
Other Adjustment Factor	1.0000	1.0000	1.0000	1.0000	1.0000	1.0000	1.0000	1.0000	1.0000	1.0000	1.0000	1.0000
Total 15-Minute Volume [veh/h]	0	7	34	1	7	0	0	1	1	34	1	2
Total Analysis Volume [veh/h]	1	30	137	2	30	0	0	2	2	135	5	7
Pedestrian Volume [ped/h]	0			0			0			0		

Intersection Settings

Priority Scheme	Stop	Stop	Free	Free
Flared Lane	No	No		
Storage Area [veh]	0	0	0	0
Two-Stage Gap Acceptance	No	No		
Number of Storage Spaces in Median	0	0	0	0

Movement, Approach, & Intersection Results

V/C, Movement V/C Ratio	0.00	0.05	0.13	0.00	0.05	0.00	0.00	0.00	0.00	0.08	0.00	0.00
d_M, Delay for Movement [s/veh]	12.10	12.10	9.16	13.32	11.62	8.71	7.22	0.00	0.00	7.41	0.00	0.00
Movement LOS	B	B	A	B	B	A	A	A	A	A	A	A
95th-Percentile Queue Length [veh/ln]	0.65	0.65	0.65	0.18	0.18	0.18	0.00	0.00	0.00	0.27	0.27	0.27
95th-Percentile Queue Length [ft/ln]	16.35	16.35	16.35	4.47	4.47	4.47	0.00	0.00	0.00	6.85	6.85	6.85
d_A, Approach Delay [s/veh]	9.70			11.72			0.00			6.81		
Approach LOS	A			B			A			A		
d_I, Intersection Delay [s/veh]	8.56											
Intersection LOS	B											

Intersection Level Of Service Report
Intersection 11: SR-33 SB Ramps/Canada Larga Rd

Control Type:	Two-way stop	Delay (sec / veh):	9.9
Analysis Method:	HCM 7th Edition	Level Of Service:	A
Analysis Period:	15 minutes	Volume to Capacity (v/c):	0.005

Intersection Setup

Name	SR-33 SB Ramps			SR-33 SB Ramps			Canada Larga Road			Canada Larga Road		
Approach	Northbound			Southbound			Eastbound			Westbound		
Lane Configuration												
Turning Movement	Left	Thru	Right	Left	Thru	Right	Left	Thru	Right	Left	Thru	Right
Lane Width [ft]	12.00	12.00	12.00	12.00	12.00	12.00	12.00	12.00	12.00	12.00	12.00	12.00
No. of Lanes in Entry Pocket	0	0	0	0	0	1	0	0	0	0	0	0
Entry Pocket Length [ft]	100.00	100.00	100.00	100.00	100.00	100.00	100.00	100.00	100.00	100.00	100.00	100.00
No. of Lanes in Exit Pocket	0	0	0	0	0	0	0	0	0	0	0	0
Exit Pocket Length [ft]	0.00	0.00	0.00	0.00	0.00	0.00	0.00	0.00	0.00	0.00	0.00	0.00
Speed [mph]	30.00			30.00			30.00			30.00		
Grade [%]	0.00			0.00			0.00			0.00		
Crosswalk	No			Yes			Yes			No		

Volumes

Name	SR-33 SB Ramps			SR-33 SB Ramps			Canada Larga Road			Canada Larga Road		
Base Volume Input [veh/h]	0	0	0	3	0	38	0	33	87	4	86	0
Base Volume Adjustment Factor	1.0000	1.0000	1.0000	1.0000	1.0000	1.0000	1.0000	1.0000	1.0000	1.0000	1.0000	1.0000
Heavy Vehicles Percentage [%]	0.00	0.00	0.00	0.00	0.00	0.00	0.00	0.00	0.00	0.00	0.00	0.00
Growth Factor	1.0000	1.0000	1.0000	1.0000	1.0000	1.0000	1.0000	1.0000	1.0000	1.0000	1.0000	1.0000
In-Process Volume [veh/h]	0	0	0	0	0	0	0	0	0	0	0	0
Site-Generated Trips [veh/h]	0	0	0	0	0	0	0	0	0	0	0	0
Diverted Trips [veh/h]	0	0	0	0	0	0	0	0	0	0	0	0
Pass-by Trips [veh/h]	0	0	0	0	0	0	0	0	0	0	0	0
Existing Site Adjustment Volume [veh/h]	0	0	0	0	0	0	0	0	0	0	0	0
Other Volume [veh/h]	0	0	0	0	0	0	0	0	0	0	0	0
Total Hourly Volume [veh/h]	0	0	0	3	0	38	0	33	87	4	86	0
Peak Hour Factor	1.0000	1.0000	1.0000	0.7750	1.0000	0.7750	1.0000	0.7750	0.7750	0.7750	0.7750	1.0000
Other Adjustment Factor	1.0000	1.0000	1.0000	1.0000	1.0000	1.0000	1.0000	1.0000	1.0000	1.0000	1.0000	1.0000
Total 15-Minute Volume [veh/h]	0	0	0	1	0	12	0	11	28	1	28	0
Total Analysis Volume [veh/h]	0	0	0	4	0	49	0	43	112	5	111	0
Pedestrian Volume [ped/h]	0			0			0			0		

Intersection Settings

Priority Scheme	Stop	Stop	Free	Free
Flared Lane				
Storage Area [veh]	0	0	0	0
Two-Stage Gap Acceptance		No		
Number of Storage Spaces in Median	0	0	0	0

Movement, Approach, & Intersection Results

V/C, Movement V/C Ratio	0.00	0.00	0.00	0.01	0.00	0.05	0.00	0.00	0.00	0.00	0.00	0.00
d_M, Delay for Movement [s/veh]	0.00	0.00	0.00	9.91	0.00	9.01	0.00	0.00	0.00	7.51	0.00	0.00
Movement LOS				A		A		A	A	A	A	
95th-Percentile Queue Length [veh/ln]	0.00	0.00	0.00	0.02	0.00	0.16	0.00	0.00	0.00	0.01	0.01	0.00
95th-Percentile Queue Length [ft/ln]	0.00	0.00	0.00	0.41	0.00	4.08	0.00	0.00	0.00	0.21	0.21	0.00
d_A, Approach Delay [s/veh]	0.00			9.07			0.00			0.32		
Approach LOS	A			A			A			A		
d_I, Intersection Delay [s/veh]	1.60											
Intersection LOS	A											

Intersection Level Of Service Report
Intersection 12: SR-33 NB Ramps/Canada Larga Rd

Control Type:	Two-way stop	Delay (sec / veh):	9.5
Analysis Method:	HCM 7th Edition	Level Of Service:	A
Analysis Period:	15 minutes	Volume to Capacity (v/c):	0.110

Intersection Setup

Name	SR-33 NB Ramps			SR-33 NB Ramps			Canada Larga Road			Canada Larga Road		
Approach	Northbound			Southbound			Eastbound			Westbound		
Lane Configuration												
Turning Movement	Left	Thru	Right	Left	Thru	Right	Left	Thru	Right	Left	Thru	Right
Lane Width [ft]	12.00	12.00	12.00	12.00	12.00	12.00	12.00	12.00	12.00	12.00	12.00	12.00
No. of Lanes in Entry Pocket	0	0	1	0	0	0	0	0	0	0	0	0
Entry Pocket Length [ft]	100.00	100.00	100.00	100.00	100.00	100.00	100.00	100.00	100.00	100.00	100.00	100.00
No. of Lanes in Exit Pocket	0	0	0	0	0	0	0	0	0	0	0	0
Exit Pocket Length [ft]	0.00	0.00	0.00	0.00	0.00	0.00	0.00	0.00	0.00	0.00	0.00	0.00
Speed [mph]	30.00			30.00			30.00			30.00		
Grade [%]	0.00			0.00			0.00			0.00		
Crosswalk	No			No			No			No		

Volumes

Name	SR-33 NB Ramps			SR-33 NB Ramps			Canada Larga Road			Canada Larga Road		
Base Volume Input [veh/h]	86	0	4	0	0	0	31	3	0	0	4	5
Base Volume Adjustment Factor	1.0000	1.0000	1.0000	1.0000	1.0000	1.0000	1.0000	1.0000	1.0000	1.0000	1.0000	1.0000
Heavy Vehicles Percentage [%]	0.00	0.00	0.00	0.00	0.00	0.00	0.00	0.00	0.00	0.00	0.00	0.00
Growth Factor	1.0000	1.0000	1.0000	1.0000	1.0000	1.0000	1.0000	1.0000	1.0000	1.0000	1.0000	1.0000
In-Process Volume [veh/h]	0	0	0	0	0	0	0	0	0	0	0	0
Site-Generated Trips [veh/h]	0	0	0	0	0	0	0	0	0	0	0	0
Diverted Trips [veh/h]	0	0	0	0	0	0	0	0	0	0	0	0
Pass-by Trips [veh/h]	0	0	0	0	0	0	0	0	0	0	0	0
Existing Site Adjustment Volume [veh/h]	0	0	0	0	0	0	0	0	0	0	0	0
Other Volume [veh/h]	0	0	0	0	0	0	0	0	0	0	0	0
Total Hourly Volume [veh/h]	86	0	4	0	0	0	31	3	0	0	4	5
Peak Hour Factor	0.8750	1.0000	0.8750	1.0000	1.0000	1.0000	0.8750	0.8750	1.0000	1.0000	0.8750	0.8750
Other Adjustment Factor	1.0000	1.0000	1.0000	1.0000	1.0000	1.0000	1.0000	1.0000	1.0000	1.0000	1.0000	1.0000
Total 15-Minute Volume [veh/h]	25	0	1	0	0	0	9	1	0	0	1	1
Total Analysis Volume [veh/h]	98	0	5	0	0	0	35	3	0	0	5	6
Pedestrian Volume [ped/h]	0			0			0			0		

Intersection Settings

Priority Scheme	Stop	Stop	Free	Free
Flared Lane				
Storage Area [veh]	0	0	0	0
Two-Stage Gap Acceptance	No			
Number of Storage Spaces in Median	0	0	0	0

Movement, Approach, & Intersection Results

V/C, Movement V/C Ratio	0.11	0.00	0.00	0.00	0.00	0.00	0.02	0.00	0.00	0.00	0.00	0.00
d_M, Delay for Movement [s/veh]	9.53	0.00	8.33	0.00	0.00	0.00	7.26	0.00	0.00	0.00	0.00	0.00
Movement LOS	A		A				A	A			A	A
95th-Percentile Queue Length [veh/ln]	0.37	0.00	0.01	0.00	0.00	0.00	0.06	0.06	0.00	0.00	0.00	0.00
95th-Percentile Queue Length [ft/ln]	9.22	0.00	0.35	0.00	0.00	0.00	1.52	1.52	0.00	0.00	0.00	0.00
d_A, Approach Delay [s/veh]	9.48			0.00			6.69			0.00		
Approach LOS	A			A			A			A		
d_I, Intersection Delay [s/veh]	8.09											
Intersection LOS	A											

OPENING YEAR (2024) CONDITIONS (EAC)

Ventura Ranch Farmworker Housing

Vistro File: C:\...\JDS22002 Base.vistro
Report File: C:\...\EAC PM.pdf

Scenario 4 EAC PM
7/28/2023

Intersection Analysis Summary

ID	Intersection Name	Control Type	Method	Worst Mvmt	V/C	Delay (s/veh)	LOS
1	N. Ventura Ave/Shell Rd	Two-way stop	HCM 7th Edition	EB Thru	0.002	14.5	B
2	N. Ventura Ave/Crooked Palm Rd	Two-way stop	HCM 7th Edition	EB Left	0.003	10.3	B
3	N. Ventura Ave/McKee St	Two-way stop	HCM 7th Edition	WB Left	0.031	11.1	B
4	N. Ventura Ave/Holt St	Two-way stop	HCM 7th Edition	SB Left	0.007	11.2	B
5	N. Ventura Ave/Fraser Ln	Two-way stop	HCM 7th Edition	WB Left	0.027	10.1	B
6	N. Ventura Ave/Bard Ln	Two-way stop	HCM 7th Edition	WB Left	0.007	10.3	B
7	N. Ventura Ave/Los Cabos Ln	Two-way stop	HCM 7th Edition	WB Left	0.024	9.9	A
8	N. Ventura Ave/Norway Dr	Two-way stop	HCM 7th Edition	WB Left	0.036	10.8	B
9	N. Ventura Ave/Crooked Palm Rd	Two-way stop	HCM 7th Edition	EB Left	0.003	9.8	A
10	N. Ventura Ave/Canada Larga Rd	Two-way stop	HCM 7th Edition	SB Left	0.014	12.5	B
11	SR-33 SB Ramps/Canada Larga Rd	Two-way stop	HCM 7th Edition	SB Left	0.004	9.7	A
12	SR-33 NB Ramps/Canada Larga Rd	Two-way stop	HCM 7th Edition	NB Left	0.108	9.6	A

V/C, Delay, LOS: For two-way stop, these values are taken from the movement with the worst (highest) delay value. For all other control types, they are taken for the whole intersection.

Intersection Level Of Service Report
Intersection 1: N. Ventura Ave/Shell Rd

Control Type:	Two-way stop	Delay (sec / veh):	14.5
Analysis Method:	HCM 7th Edition	Level Of Service:	B
Analysis Period:	15 minutes	Volume to Capacity (v/c):	0.002

Intersection Setup

Name	N. Ventura Avenue			N. Ventura Avenue			Shell Road			Shell Road		
Approach	Northbound			Southbound			Eastbound			Westbound		
Lane Configuration												
Turning Movement	Left	Thru	Right	Left	Thru	Right	Left	Thru	Right	Left	Thru	Right
Lane Width [ft]	12.00	12.00	12.00	12.00	12.00	12.00	12.00	12.00	12.00	12.00	12.00	12.00
No. of Lanes in Entry Pocket	1	0	0	1	0	0	0	0	0	0	0	0
Entry Pocket Length [ft]	100.00	100.00	100.00	100.00	100.00	100.00	100.00	100.00	100.00	100.00	100.00	100.00
No. of Lanes in Exit Pocket	0	0	0	0	0	0	0	0	0	0	0	0
Exit Pocket Length [ft]	0.00	0.00	0.00	0.00	0.00	0.00	0.00	0.00	0.00	0.00	0.00	0.00
Speed [mph]	30.00			30.00			30.00			30.00		
Grade [%]	0.00			0.00			0.00			0.00		
Crosswalk	Yes			Yes			Yes			Yes		

Volumes

Name	N. Ventura Avenue			N. Ventura Avenue			Shell Road			Shell Road		
Base Volume Input [veh/h]	40	133	0	0	106	94	148	1	60	8	9	0
Base Volume Adjustment Factor	1.0000	1.0000	1.0000	1.0000	1.0000	1.0000	1.0000	1.0000	1.0000	1.0000	1.0000	1.0000
Heavy Vehicles Percentage [%]	0.00	0.00	0.00	0.00	0.00	0.00	0.00	0.00	0.00	0.00	0.00	0.00
Growth Factor	1.0200	1.0200	1.0200	1.0200	1.0200	1.0200	1.0200	1.0200	1.0200	1.0200	1.0200	1.0200
In-Process Volume [veh/h]	0	0	0	0	0	0	0	0	0	0	0	0
Site-Generated Trips [veh/h]	0	0	0	0	0	0	0	0	0	0	0	0
Diverted Trips [veh/h]	0	0	0	0	0	0	0	0	0	0	0	0
Pass-by Trips [veh/h]	0	0	0	0	0	0	0	0	0	0	0	0
Existing Site Adjustment Volume [veh/h]	0	0	0	0	0	0	0	0	0	0	0	0
Other Volume [veh/h]	0	0	0	0	0	0	0	0	0	0	0	0
Total Hourly Volume [veh/h]	41	136	0	0	108	96	151	1	61	8	9	0
Peak Hour Factor	0.9020	0.9020	0.9020	0.9020	0.9020	0.9020	0.9020	0.9020	0.9020	0.9020	0.9020	0.9020
Other Adjustment Factor	1.0000	1.0000	1.0000	1.0000	1.0000	1.0000	1.0000	1.0000	1.0000	1.0000	1.0000	1.0000
Total 15-Minute Volume [veh/h]	11	38	0	0	30	27	42	0	17	2	2	0
Total Analysis Volume [veh/h]	45	151	0	0	120	106	167	1	68	9	10	0
Pedestrian Volume [ped/h]	0			0			0			0		

Intersection Settings

Priority Scheme	Free	Free	Stop	Stop
Flared Lane			Yes	No
Storage Area [veh]	0	0	1	0
Two-Stage Gap Acceptance			No	No
Number of Storage Spaces in Median	0	0	0	0

Movement, Approach, & Intersection Results

V/C, Movement V/C Ratio	0.03	0.00	0.00	0.00	0.00	0.00	0.32	0.00	0.08	0.02	0.02	0.00
d_M, Delay for Movement [s/veh]	7.75	0.00	0.00	7.50	0.00	0.00	14.45	14.51	11.62	13.04	12.82	9.31
Movement LOS	A	A	A	A	A	A	B	B	B	B	B	A
95th-Percentile Queue Length [veh/ln]	0.10	0.00	0.00	0.00	0.00	0.00	1.46	1.46	1.46	0.13	0.13	0.13
95th-Percentile Queue Length [ft/ln]	2.58	0.00	0.00	0.00	0.00	0.00	36.51	36.51	36.51	3.13	3.13	3.13
d_A, Approach Delay [s/veh]	1.78			0.00			13.63			12.92		
Approach LOS	A			A			B			B		
d_I, Intersection Delay [s/veh]	5.63											
Intersection LOS	B											

Intersection Level Of Service Report
Intersection 2: N. Ventura Ave/Crooked Palm Rd

Control Type:	Two-way stop	Delay (sec / veh):	10.3
Analysis Method:	HCM 7th Edition	Level Of Service:	B
Analysis Period:	15 minutes	Volume to Capacity (v/c):	0.003

Intersection Setup

Name	N. Ventura Avenue		N. Ventura Avenue		Crooked Palm Road	
Approach	Northbound		Southbound		Eastbound	
Lane Configuration						
Turning Movement	Left	Thru	Thru	Right	Left	Right
Lane Width [ft]	12.00	12.00	12.00	12.00	12.00	12.00
No. of Lanes in Entry Pocket	1	0	0	0	0	1
Entry Pocket Length [ft]	100.00	100.00	100.00	100.00	100.00	100.00
No. of Lanes in Exit Pocket	0	0	0	0	0	0
Exit Pocket Length [ft]	0.00	0.00	0.00	0.00	0.00	0.00
Speed [mph]	30.00		30.00		30.00	
Grade [%]	0.00		0.00		0.00	
Crosswalk	Yes		Yes		Yes	

Volumes

Name	N. Ventura Avenue		N. Ventura Avenue		Crooked Palm Road	
Base Volume Input [veh/h]	3	251	186	2	2	15
Base Volume Adjustment Factor	1.0000	1.0000	1.0000	1.0000	1.0000	1.0000
Heavy Vehicles Percentage [%]	0.00	0.00	0.00	0.00	0.00	0.00
Growth Factor	1.0200	1.0200	1.0200	1.0200	1.0200	1.0200
In-Process Volume [veh/h]	0	0	0	0	0	0
Site-Generated Trips [veh/h]	0	0	0	0	0	0
Diverted Trips [veh/h]	0	0	0	0	0	0
Pass-by Trips [veh/h]	0	0	0	0	0	0
Existing Site Adjustment Volume [veh/h]	0	0	0	0	0	0
Other Volume [veh/h]	0	0	0	0	0	0
Total Hourly Volume [veh/h]	3	256	190	2	2	15
Peak Hour Factor	0.9450	0.9450	0.9450	0.9450	0.9450	0.9450
Other Adjustment Factor	1.0000	1.0000	1.0000	1.0000	1.0000	1.0000
Total 15-Minute Volume [veh/h]	1	68	50	1	1	4
Total Analysis Volume [veh/h]	3	271	201	2	2	16
Pedestrian Volume [ped/h]	0		0		0	

Intersection Settings

Priority Scheme	Free	Free	Stop
Flared Lane			
Storage Area [veh]	0	0	0
Two-Stage Gap Acceptance			Yes
Number of Storage Spaces in Median	0	0	2

Movement, Approach, & Intersection Results

V/C, Movement V/C Ratio	0.00	0.00	0.00	0.00	0.00	0.02
d_M, Delay for Movement [s/veh]	7.61	0.00	0.00	0.00	10.32	9.35
Movement LOS	A	A	A	A	B	A
95th-Percentile Queue Length [veh/ln]	0.01	0.00	0.00	0.00	0.01	0.06
95th-Percentile Queue Length [ft/ln]	0.16	0.00	0.00	0.00	0.22	1.45
d_A, Approach Delay [s/veh]	0.08		0.00		9.46	
Approach LOS	A		A		A	
d_I, Intersection Delay [s/veh]	0.39					
Intersection LOS	B					

Intersection Level Of Service Report
Intersection 3: N. Ventura Ave/McKee St

Control Type:	Two-way stop	Delay (sec / veh):	11.1
Analysis Method:	HCM 7th Edition	Level Of Service:	B
Analysis Period:	15 minutes	Volume to Capacity (v/c):	0.031

Intersection Setup

Name	N. Ventura Avenue		N. Ventura Avenue		Mckee Street	
Approach	Northbound		Southbound		Westbound	
Lane Configuration						
Turning Movement	Thru	Right	Left	Thru	Left	Right
Lane Width [ft]	12.00	12.00	12.00	12.00	12.00	12.00
No. of Lanes in Entry Pocket	0	0	1	0	0	0
Entry Pocket Length [ft]	100.00	100.00	100.00	100.00	100.00	100.00
No. of Lanes in Exit Pocket	0	0	0	0	0	0
Exit Pocket Length [ft]	0.00	0.00	0.00	0.00	0.00	0.00
Speed [mph]	30.00		30.00		30.00	
Grade [%]	0.00		0.00		0.00	
Crosswalk	No		Yes		No	

Volumes

Name	N. Ventura Avenue		N. Ventura Avenue		Mckee Street	
Base Volume Input [veh/h]	163	44	10	137	17	7
Base Volume Adjustment Factor	1.0000	1.0000	1.0000	1.0000	1.0000	1.0000
Heavy Vehicles Percentage [%]	0.00	0.00	0.00	0.00	0.00	0.00
Growth Factor	1.0200	1.0200	1.0200	1.0200	1.0200	1.0200
In-Process Volume [veh/h]	0	0	0	0	0	0
Site-Generated Trips [veh/h]	0	0	0	0	0	0
Diverted Trips [veh/h]	0	0	0	0	0	0
Pass-by Trips [veh/h]	0	0	0	0	0	0
Existing Site Adjustment Volume [veh/h]	0	0	0	0	0	0
Other Volume [veh/h]	0	0	0	0	0	0
Total Hourly Volume [veh/h]	166	45	10	140	17	7
Peak Hour Factor	0.8940	0.8940	0.8940	0.8940	0.8940	0.8940
Other Adjustment Factor	1.0000	1.0000	1.0000	1.0000	1.0000	1.0000
Total 15-Minute Volume [veh/h]	46	13	3	39	5	2
Total Analysis Volume [veh/h]	186	50	11	157	19	8
Pedestrian Volume [ped/h]	0		0		0	

Intersection Settings

Priority Scheme	Free	Free	Stop
Flared Lane			No
Storage Area [veh]	0	0	0
Two-Stage Gap Acceptance			No
Number of Storage Spaces in Median	0	0	0

Movement, Approach, & Intersection Results

V/C, Movement V/C Ratio	0.00	0.00	0.01	0.00	0.03	0.01
d_M, Delay for Movement [s/veh]	0.00	0.00	7.70	0.00	11.10	9.54
Movement LOS	A	A	A	A	B	A
95th-Percentile Queue Length [veh/ln]	0.00	0.00	0.02	0.00	0.13	0.13
95th-Percentile Queue Length [ft/ln]	0.00	0.00	0.62	0.00	3.17	3.17
d_A, Approach Delay [s/veh]	0.00		0.50		10.64	
Approach LOS	A		A		B	
d_I, Intersection Delay [s/veh]	0.86					
Intersection LOS	B					

Intersection Level Of Service Report
Intersection 4: N. Ventura Ave/Holt St

Control Type:	Two-way stop	Delay (sec / veh):	11.2
Analysis Method:	HCM 7th Edition	Level Of Service:	B
Analysis Period:	15 minutes	Volume to Capacity (v/c):	0.007

Intersection Setup

Name	N. Ventura Avenue			N. Ventura Avenue			Holt Street			Holt Street		
Approach	Northbound			Southbound			Eastbound			Westbound		
Lane Configuration												
Turning Movement	Left	Thru	Right	Left	Thru	Right	Left	Thru	Right	Left	Thru	Right
Lane Width [ft]	12.00	12.00	12.00	12.00	12.00	12.00	12.00	12.00	12.00	12.00	12.00	12.00
No. of Lanes in Entry Pocket	1	0	0	1	0	0	0	0	0	0	0	0
Entry Pocket Length [ft]	100.00	100.00	100.00	100.00	100.00	100.00	100.00	100.00	100.00	100.00	100.00	100.00
No. of Lanes in Exit Pocket	0	0	0	0	0	0	0	0	0	0	0	0
Exit Pocket Length [ft]	0.00	0.00	0.00	0.00	0.00	0.00	0.00	0.00	0.00	0.00	0.00	0.00
Speed [mph]	30.00			30.00			30.00			30.00		
Grade [%]	0.00			0.00			0.00			0.00		
Crosswalk	No			No			Yes			No		

Volumes

Name	N. Ventura Avenue			N. Ventura Avenue			Holt Street			Holt Street		
Base Volume Input [veh/h]	0	174	20	3	104	0	0	0	18	14	0	5
Base Volume Adjustment Factor	1.0000	1.0000	1.0000	1.0000	1.0000	1.0000	1.0000	1.0000	1.0000	1.0000	1.0000	1.0000
Heavy Vehicles Percentage [%]	0.00	0.00	0.00	0.00	0.00	0.00	0.00	0.00	0.00	0.00	0.00	0.00
Growth Factor	1.0200	1.0200	1.0200	1.0200	1.0200	1.0200	1.0200	1.0200	1.0200	1.0200	1.0200	1.0200
In-Process Volume [veh/h]	0	0	0	0	0	0	0	0	0	0	0	0
Site-Generated Trips [veh/h]	0	0	0	0	0	0	0	0	0	0	0	0
Diverted Trips [veh/h]	0	0	0	0	0	0	0	0	0	0	0	0
Pass-by Trips [veh/h]	0	0	0	0	0	0	0	0	0	0	0	0
Existing Site Adjustment Volume [veh/h]	0	0	0	0	0	0	0	0	0	0	0	0
Other Volume [veh/h]	0	0	0	0	0	0	0	0	0	0	0	0
Total Hourly Volume [veh/h]	0	177	20	3	106	0	0	0	18	14	0	5
Peak Hour Factor	1.0000	0.8450	0.8450	0.8450	0.8450	1.0000	0.8450	0.8450	0.8450	0.8450	1.0000	0.8450
Other Adjustment Factor	1.0000	1.0000	1.0000	1.0000	1.0000	1.0000	1.0000	1.0000	1.0000	1.0000	1.0000	1.0000
Total 15-Minute Volume [veh/h]	0	52	6	1	31	0	0	0	5	4	0	1
Total Analysis Volume [veh/h]	0	209	24	4	125	0	0	0	21	17	0	6
Pedestrian Volume [ped/h]	0			0			0			0		

Intersection Settings

Priority Scheme	Stop	Stop	Free	Free
Flared Lane	No	No		
Storage Area [veh]	0	0	0	0
Two-Stage Gap Acceptance	No	No		
Number of Storage Spaces in Median	0	0	0	0

Movement, Approach, & Intersection Results

V/C, Movement V/C Ratio	0.00	0.25	0.02	0.01	0.15	0.00	0.00	0.00	0.00	0.01	0.00	0.00
d_M, Delay for Movement [s/veh]	9.90	10.87	9.91	11.19	10.12	9.08	7.21	0.00	0.00	7.27	0.00	0.00
Movement LOS	A	B	A	B	B	A	A	A	A	A	A	A
95th-Percentile Queue Length [veh/ln]	0.00	1.11	1.11	0.02	0.53	0.53	0.00	0.00	0.00	0.03	0.03	0.03
95th-Percentile Queue Length [ft/ln]	0.00	27.68	27.68	0.52	13.26	13.26	0.00	0.00	0.00	0.86	0.86	0.86
d_A, Approach Delay [s/veh]	10.78			10.15			0.00			5.37		
Approach LOS	B			B			A			A		
d_I, Intersection Delay [s/veh]	9.71											
Intersection LOS	B											

Intersection Level Of Service Report
Intersection 5: N. Ventura Ave/Fraser Ln

Control Type:	Two-way stop	Delay (sec / veh):	10.1
Analysis Method:	HCM 7th Edition	Level Of Service:	B
Analysis Period:	15 minutes	Volume to Capacity (v/c):	0.027

Intersection Setup

Name	N. Ventura Avenue			N. Ventura Avenue			Fraser Lane			Fraser Lane		
Approach	Northbound			Southbound			Eastbound			Westbound		
Lane Configuration												
Turning Movement	Left	Thru	Right	Left	Thru	Right	Left	Thru	Right	Left	Thru	Right
Lane Width [ft]	12.00	12.00	12.00	12.00	12.00	12.00	12.00	12.00	12.00	12.00	12.00	12.00
No. of Lanes in Entry Pocket	1	0	0	1	0	0	0	0	0	0	0	0
Entry Pocket Length [ft]	100.00	100.00	100.00	100.00	100.00	100.00	100.00	100.00	100.00	100.00	100.00	100.00
No. of Lanes in Exit Pocket	0	0	0	0	0	0	0	0	0	0	0	0
Exit Pocket Length [ft]	0.00	0.00	0.00	0.00	0.00	0.00	0.00	0.00	0.00	0.00	0.00	0.00
Speed [mph]	30.00			30.00			30.00			30.00		
Grade [%]	0.00			0.00			0.00			0.00		
Crosswalk	No			No			No			No		

Volumes

Name	N. Ventura Avenue			N. Ventura Avenue			Fraser Lane			Fraser Lane		
Base Volume Input [veh/h]	7	144	20	2	80	1	1	0	7	17	0	4
Base Volume Adjustment Factor	1.0000	1.0000	1.0000	1.0000	1.0000	1.0000	1.0000	1.0000	1.0000	1.0000	1.0000	1.0000
Heavy Vehicles Percentage [%]	0.00	0.00	0.00	0.00	0.00	0.00	0.00	0.00	0.00	0.00	0.00	0.00
Growth Factor	1.0200	1.0200	1.0200	1.0200	1.0200	1.0200	1.0200	1.0200	1.0200	1.0200	1.0200	1.0200
In-Process Volume [veh/h]	0	0	0	0	0	0	0	0	0	0	0	0
Site-Generated Trips [veh/h]	0	0	0	0	0	0	0	0	0	0	0	0
Diverted Trips [veh/h]	0	0	0	0	0	0	0	0	0	0	0	0
Pass-by Trips [veh/h]	0	0	0	0	0	0	0	0	0	0	0	0
Existing Site Adjustment Volume [veh/h]	0	0	0	0	0	0	0	0	0	0	0	0
Other Volume [veh/h]	0	0	0	0	0	0	0	0	0	0	0	0
Total Hourly Volume [veh/h]	7	147	20	2	82	1	1	0	7	17	0	4
Peak Hour Factor	0.8520	0.8520	0.8520	0.8520	0.8520	0.8520	0.8520	0.8520	0.8520	0.8520	0.8520	0.8520
Other Adjustment Factor	1.0000	1.0000	1.0000	1.0000	1.0000	1.0000	1.0000	1.0000	1.0000	1.0000	1.0000	1.0000
Total 15-Minute Volume [veh/h]	2	43	6	1	24	0	0	0	2	5	0	1
Total Analysis Volume [veh/h]	8	173	23	2	96	1	1	0	8	20	0	5
Pedestrian Volume [ped/h]	0			0			0			0		

Intersection Settings

Priority Scheme	Free	Free	Stop	Stop
Flared Lane			No	No
Storage Area [veh]	0	0	0	0
Two-Stage Gap Acceptance			Yes	Yes
Number of Storage Spaces in Median	0	0	2	2

Movement, Approach, & Intersection Results

V/C, Movement V/C Ratio	0.01	0.00	0.00	0.00	0.00	0.00	0.00	0.00	0.01	0.03	0.00	0.01
d_M, Delay for Movement [s/veh]	7.40	0.00	0.00	7.60	0.00	0.00	9.98	10.43	8.77	10.09	10.50	9.34
Movement LOS	A	A	A	A	A	A	A	B	A	B	B	A
95th-Percentile Queue Length [veh/ln]	0.02	0.00	0.00	0.00	0.00	0.00	0.03	0.03	0.03	0.10	0.10	0.10
95th-Percentile Queue Length [ft/ln]	0.40	0.00	0.00	0.11	0.00	0.00	0.73	0.73	0.73	2.57	2.57	2.57
d_A, Approach Delay [s/veh]	0.29			0.15			8.90			9.94		
Approach LOS	A			A			A			A		
d_I, Intersection Delay [s/veh]	1.20											
Intersection LOS	B											

Intersection Level Of Service Report
Intersection 6: N. Ventura Ave/Bard Ln

Control Type:	Two-way stop	Delay (sec / veh):	10.3
Analysis Method:	HCM 7th Edition	Level Of Service:	B
Analysis Period:	15 minutes	Volume to Capacity (v/c):	0.007

Intersection Setup

Name	N. Ventura Avenue			N. Ventura Avenue			Bard Lane			Bard Lane		
Approach	Northbound			Southbound			Eastbound			Westbound		
Lane Configuration												
Turning Movement	Left	Thru	Right	Left	Thru	Right	Left	Thru	Right	Left	Thru	Right
Lane Width [ft]	12.00	12.00	12.00	12.00	12.00	12.00	12.00	12.00	12.00	12.00	12.00	12.00
No. of Lanes in Entry Pocket	1	0	0	1	0	0	0	0	0	0	0	0
Entry Pocket Length [ft]	100.00	100.00	100.00	100.00	100.00	100.00	100.00	100.00	100.00	100.00	100.00	100.00
No. of Lanes in Exit Pocket	0	0	0	0	0	0	0	0	0	0	0	0
Exit Pocket Length [ft]	0.00	0.00	0.00	0.00	0.00	0.00	0.00	0.00	0.00	0.00	0.00	0.00
Speed [mph]	30.00			30.00			30.00			30.00		
Grade [%]	0.00			0.00			0.00			0.00		
Crosswalk	No			No			No			No		

Volumes

Name	N. Ventura Avenue			N. Ventura Avenue			Bard Lane			Bard Lane		
Base Volume Input [veh/h]	0	128	12	3	93	1	0	0	0	4	0	1
Base Volume Adjustment Factor	1.0000	1.0000	1.0000	1.0000	1.0000	1.0000	1.0000	1.0000	1.0000	1.0000	1.0000	1.0000
Heavy Vehicles Percentage [%]	0.00	0.00	0.00	0.00	0.00	0.00	0.00	0.00	0.00	0.00	0.00	0.00
Growth Factor	1.0200	1.0200	1.0200	1.0200	1.0200	1.0200	1.0000	1.0000	1.0000	1.0200	1.0200	1.0200
In-Process Volume [veh/h]	0	0	0	0	0	0	0	0	0	0	0	0
Site-Generated Trips [veh/h]	0	0	0	0	0	0	0	0	0	0	0	0
Diverted Trips [veh/h]	0	0	0	0	0	0	0	0	0	0	0	0
Pass-by Trips [veh/h]	0	0	0	0	0	0	0	0	0	0	0	0
Existing Site Adjustment Volume [veh/h]	0	0	0	0	0	0	0	0	0	0	0	0
Other Volume [veh/h]	0	0	0	0	0	0	0	0	0	0	0	0
Total Hourly Volume [veh/h]	0	131	12	3	95	1	0	0	0	4	0	1
Peak Hour Factor	0.8800	0.8800	0.8800	0.8800	0.8800	0.8800	1.0000	1.0000	1.0000	0.8800	0.8800	0.8800
Other Adjustment Factor	1.0000	1.0000	1.0000	1.0000	1.0000	1.0000	1.0000	1.0000	1.0000	1.0000	1.0000	1.0000
Total 15-Minute Volume [veh/h]	0	37	3	1	27	0	0	0	0	1	0	0
Total Analysis Volume [veh/h]	0	149	14	3	108	1	0	0	0	5	0	1
Pedestrian Volume [ped/h]	0			0			0			0		

Intersection Settings

Priority Scheme	Free	Free	Stop	Stop
Flared Lane				No
Storage Area [veh]	0	0	0	0
Two-Stage Gap Acceptance				No
Number of Storage Spaces in Median	0	0	0	0

Movement, Approach, & Intersection Results

V/C, Movement V/C Ratio	0.00	0.00	0.00	0.00	0.00	0.00	0.00	0.00	0.00	0.01	0.00	0.00
d_M, Delay for Movement [s/veh]	7.41	0.00	0.00	7.53	0.00	0.00	0.00	0.00	0.00	10.30	10.69	9.07
Movement LOS	A	A	A	A	A	A				B	B	A
95th-Percentile Queue Length [veh/ln]	0.00	0.00	0.00	0.01	0.00	0.00	0.00	0.00	0.00	0.03	0.03	0.03
95th-Percentile Queue Length [ft/ln]	0.00	0.00	0.00	0.16	0.00	0.00	0.00	0.00	0.00	0.64	0.64	0.64
d_A, Approach Delay [s/veh]	0.00			0.20			0.00			10.09		
Approach LOS	A			A			A			B		
d_I, Intersection Delay [s/veh]	0.30											
Intersection LOS	B											

Intersection Level Of Service Report
Intersection 7: N. Ventura Ave/Los Cabos Ln

Control Type:	Two-way stop	Delay (sec / veh):	9.9
Analysis Method:	HCM 7th Edition	Level Of Service:	A
Analysis Period:	15 minutes	Volume to Capacity (v/c):	0.024

Intersection Setup

Name	N. Ventura Avenue		N. Ventura Avenue		Los Cabos Lane	
Approach	Northbound		Southbound		Westbound	
Lane Configuration						
Turning Movement	Thru	Right	Left	Thru	Left	Right
Lane Width [ft]	12.00	12.00	12.00	12.00	12.00	12.00
No. of Lanes in Entry Pocket	0	0	1	0	0	0
Entry Pocket Length [ft]	100.00	100.00	100.00	100.00	100.00	100.00
No. of Lanes in Exit Pocket	0	0	0	0	0	0
Exit Pocket Length [ft]	0.00	0.00	0.00	0.00	0.00	0.00
Speed [mph]	30.00		30.00		30.00	
Grade [%]	0.00		0.00		0.00	
Crosswalk	No		Yes		No	

Volumes

Name	N. Ventura Avenue		N. Ventura Avenue		Los Cabos Lane	
Base Volume Input [veh/h]	104	24	5	80	16	4
Base Volume Adjustment Factor	1.0000	1.0000	1.0000	1.0000	1.0000	1.0000
Heavy Vehicles Percentage [%]	0.00	0.00	0.00	0.00	0.00	0.00
Growth Factor	1.0200	1.0200	1.0200	1.0200	1.0200	1.0200
In-Process Volume [veh/h]	0	0	0	0	0	0
Site-Generated Trips [veh/h]	0	0	0	0	0	0
Diverted Trips [veh/h]	0	0	0	0	0	0
Pass-by Trips [veh/h]	0	0	0	0	0	0
Existing Site Adjustment Volume [veh/h]	0	0	0	0	0	0
Other Volume [veh/h]	0	0	0	0	0	0
Total Hourly Volume [veh/h]	106	24	5	82	16	4
Peak Hour Factor	0.9100	0.9100	0.9100	0.9100	0.9100	0.9100
Other Adjustment Factor	1.0000	1.0000	1.0000	1.0000	1.0000	1.0000
Total 15-Minute Volume [veh/h]	29	7	1	23	4	1
Total Analysis Volume [veh/h]	116	26	5	90	18	4
Pedestrian Volume [ped/h]	0		0		0	

Intersection Settings

Priority Scheme	Free	Free	Stop
Flared Lane			No
Storage Area [veh]	0	0	0
Two-Stage Gap Acceptance			No
Number of Storage Spaces in Median	0	0	0

Movement, Approach, & Intersection Results

V/C, Movement V/C Ratio	0.00	0.00	0.00	0.00	0.02	0.00
d_M, Delay for Movement [s/veh]	0.00	0.00	7.49	0.00	9.86	9.02
Movement LOS	A	A	A	A	A	A
95th-Percentile Queue Length [veh/ln]	0.00	0.00	0.01	0.00	0.09	0.09
95th-Percentile Queue Length [ft/ln]	0.00	0.00	0.26	0.00	2.16	2.16
d_A, Approach Delay [s/veh]	0.00		0.39		9.71	
Approach LOS	A		A		A	
d_I, Intersection Delay [s/veh]	0.97					
Intersection LOS	A					

Intersection Level Of Service Report
Intersection 8: N. Ventura Ave/Norway Dr

Control Type:	Two-way stop	Delay (sec / veh):	10.8
Analysis Method:	HCM 7th Edition	Level Of Service:	B
Analysis Period:	15 minutes	Volume to Capacity (v/c):	0.036

Intersection Setup

Name	N. Ventura Avenue		N. Ventura Avenue		Norway Drive	
Approach	Northbound		Southbound		Westbound	
Lane Configuration						
Turning Movement	Thru	Right	Left	Thru	Left	Right
Lane Width [ft]	12.00	12.00	12.00	12.00	12.00	12.00
No. of Lanes in Entry Pocket	0	0	1	0	0	0
Entry Pocket Length [ft]	100.00	100.00	100.00	100.00	100.00	100.00
No. of Lanes in Exit Pocket	0	0	0	0	0	0
Exit Pocket Length [ft]	0.00	0.00	0.00	0.00	0.00	0.00
Speed [mph]	30.00		30.00		30.00	
Grade [%]	0.00		0.00		0.00	
Crosswalk	No		No		No	

Volumes

Name	N. Ventura Avenue		N. Ventura Avenue		Norway Drive	
Base Volume Input [veh/h]	49	56	66	55	22	34
Base Volume Adjustment Factor	1.0000	1.0000	1.0000	1.0000	1.0000	1.0000
Heavy Vehicles Percentage [%]	0.00	0.00	0.00	0.00	0.00	0.00
Growth Factor	1.0200	1.0200	1.0200	1.0200	1.0200	1.0200
In-Process Volume [veh/h]	0	0	0	0	0	0
Site-Generated Trips [veh/h]	0	0	0	0	0	0
Diverted Trips [veh/h]	0	0	0	0	0	0
Pass-by Trips [veh/h]	0	0	0	0	0	0
Existing Site Adjustment Volume [veh/h]	0	0	0	0	0	0
Other Volume [veh/h]	0	0	0	0	0	0
Total Hourly Volume [veh/h]	50	57	67	56	22	35
Peak Hour Factor	0.9040	0.9040	0.9040	0.9040	0.9040	0.9040
Other Adjustment Factor	1.0000	1.0000	1.0000	1.0000	1.0000	1.0000
Total 15-Minute Volume [veh/h]	14	16	19	15	6	10
Total Analysis Volume [veh/h]	55	63	74	62	24	39
Pedestrian Volume [ped/h]	0		0		0	

Intersection Settings

Priority Scheme	Free	Free	Stop
Flared Lane			No
Storage Area [veh]	0	0	0
Two-Stage Gap Acceptance			No
Number of Storage Spaces in Median	0	0	0

Movement, Approach, & Intersection Results

V/C, Movement V/C Ratio	0.00	0.00	0.05	0.00	0.04	0.04
d_M, Delay for Movement [s/veh]	0.00	0.00	7.56	0.00	10.78	9.04
Movement LOS	A	A	A	A	B	A
95th-Percentile Queue Length [veh/ln]	0.00	0.00	0.16	0.00	0.25	0.25
95th-Percentile Queue Length [ft/ln]	0.00	0.00	3.94	0.00	6.16	6.16
d_A, Approach Delay [s/veh]	0.00		4.11		9.70	
Approach LOS	A		A		A	
d_I, Intersection Delay [s/veh]	3.69					
Intersection LOS	B					

Intersection Level Of Service Report
Intersection 9: N. Ventura Ave/Crooked Palm Rd

Control Type:	Two-way stop	Delay (sec / veh):	9.8
Analysis Method:	HCM 7th Edition	Level Of Service:	A
Analysis Period:	15 minutes	Volume to Capacity (v/c):	0.003

Intersection Setup

Name	N. Ventura Avenue		N. Ventura Avenue		Crooked Palm Road	
Approach	Northbound		Southbound		Eastbound	
Lane Configuration						
Turning Movement	Left	Thru	Thru	Right	Left	Right
Lane Width [ft]	12.00	12.00	12.00	12.00	12.00	12.00
No. of Lanes in Entry Pocket	1	0	0	0	0	1
Entry Pocket Length [ft]	100.00	100.00	100.00	100.00	100.00	100.00
No. of Lanes in Exit Pocket	0	0	0	0	0	0
Exit Pocket Length [ft]	0.00	0.00	0.00	0.00	0.00	0.00
Speed [mph]	30.00		30.00		30.00	
Grade [%]	0.00		0.00		0.00	
Crosswalk	No		No		No	

Volumes

Name	N. Ventura Avenue		N. Ventura Avenue		Crooked Palm Road	
Base Volume Input [veh/h]	2	82	128	3	2	1
Base Volume Adjustment Factor	1.0000	1.0000	1.0000	1.0000	1.0000	1.0000
Heavy Vehicles Percentage [%]	0.00	0.00	0.00	0.00	0.00	0.00
Growth Factor	1.0200	1.0200	1.0200	1.0200	1.0200	1.0200
In-Process Volume [veh/h]	0	0	0	0	0	0
Site-Generated Trips [veh/h]	0	0	0	0	0	0
Diverted Trips [veh/h]	0	0	0	0	0	0
Pass-by Trips [veh/h]	0	0	0	0	0	0
Existing Site Adjustment Volume [veh/h]	0	0	0	0	0	0
Other Volume [veh/h]	0	0	0	0	0	0
Total Hourly Volume [veh/h]	2	84	131	3	2	1
Peak Hour Factor	0.9080	0.9080	0.9080	0.9080	0.9080	0.9080
Other Adjustment Factor	1.0000	1.0000	1.0000	1.0000	1.0000	1.0000
Total 15-Minute Volume [veh/h]	1	23	36	1	1	0
Total Analysis Volume [veh/h]	2	93	144	3	2	1
Pedestrian Volume [ped/h]	0		0		0	

Intersection Settings

Priority Scheme	Free	Free	Stop
Flared Lane			
Storage Area [veh]	0	0	0
Two-Stage Gap Acceptance			No
Number of Storage Spaces in Median	0	0	0

Movement, Approach, & Intersection Results

V/C, Movement V/C Ratio	0.00	0.00	0.00	0.00	0.00	0.00
d_M, Delay for Movement [s/veh]	7.49	0.00	0.00	0.00	9.82	8.97
Movement LOS	A	A	A	A	A	A
95th-Percentile Queue Length [veh/ln]	0.00	0.00	0.00	0.00	0.01	0.00
95th-Percentile Queue Length [ft/ln]	0.10	0.00	0.00	0.00	0.20	0.08
d_A, Approach Delay [s/veh]	0.16		0.00		9.54	
Approach LOS	A		A		A	
d_I, Intersection Delay [s/veh]	0.18					
Intersection LOS	A					

Intersection Level Of Service Report
Intersection 10: N. Ventura Ave/Canada Larga Rd

Control Type:	Two-way stop	Delay (sec / veh):	12.5
Analysis Method:	HCM 7th Edition	Level Of Service:	B
Analysis Period:	15 minutes	Volume to Capacity (v/c):	0.014

Intersection Setup

Name	N. Ventura Avenue			N. Ventura Avenue			Canada Larga Road			Canada Larga Road		
Approach	Northbound			Southbound			Eastbound			Westbound		
Lane Configuration												
Turning Movement	Left	Thru	Right	Left	Thru	Right	Left	Thru	Right	Left	Thru	Right
Lane Width [ft]	12.00	12.00	12.00	12.00	12.00	12.00	12.00	12.00	12.00	12.00	12.00	12.00
No. of Lanes in Entry Pocket	0	0	0	0	0	0	0	0	0	0	0	0
Entry Pocket Length [ft]	100.00	100.00	100.00	100.00	100.00	100.00	100.00	100.00	100.00	100.00	100.00	100.00
No. of Lanes in Exit Pocket	0	0	0	0	0	0	0	0	0	0	0	0
Exit Pocket Length [ft]	0.00	0.00	0.00	0.00	0.00	0.00	0.00	0.00	0.00	0.00	0.00	0.00
Speed [mph]	30.00			30.00			30.00			30.00		
Grade [%]	0.00			0.00			0.00			0.00		
Crosswalk	No			No			Yes			No		

Volumes

Name	N. Ventura Avenue			N. Ventura Avenue			Canada Larga Road			Canada Larga Road		
Base Volume Input [veh/h]	0	35	113	7	22	0	0	2	0	104	1	11
Base Volume Adjustment Factor	1.0000	1.0000	1.0000	1.0000	1.0000	1.0000	1.0000	1.0000	1.0000	1.0000	1.0000	1.0000
Heavy Vehicles Percentage [%]	0.00	0.00	0.00	0.00	0.00	0.00	0.00	0.00	0.00	0.00	0.00	0.00
Growth Factor	1.0200	1.0200	1.0200	1.0200	1.0200	1.0200	1.0200	1.0200	1.0200	1.0200	1.0200	1.0200
In-Process Volume [veh/h]	0	0	0	0	0	0	0	0	0	0	0	0
Site-Generated Trips [veh/h]	0	0	0	0	0	0	0	0	0	0	0	0
Diverted Trips [veh/h]	0	0	0	0	0	0	0	0	0	0	0	0
Pass-by Trips [veh/h]	0	0	0	0	0	0	0	0	0	0	0	0
Existing Site Adjustment Volume [veh/h]	0	0	0	0	0	0	0	0	0	0	0	0
Other Volume [veh/h]	0	0	0	0	0	0	0	0	0	0	0	0
Total Hourly Volume [veh/h]	0	36	115	7	22	0	0	2	0	106	1	11
Peak Hour Factor	0.9460	0.9460	0.9460	0.9460	0.9460	0.9460	0.9460	0.9460	0.9460	0.9460	0.9460	0.9460
Other Adjustment Factor	1.0000	1.0000	1.0000	1.0000	1.0000	1.0000	1.0000	1.0000	1.0000	1.0000	1.0000	1.0000
Total 15-Minute Volume [veh/h]	0	10	30	2	6	0	0	1	0	28	0	3
Total Analysis Volume [veh/h]	0	38	122	7	23	0	0	2	0	112	1	12
Pedestrian Volume [ped/h]	0			0			0			0		

Intersection Settings

Priority Scheme	Stop	Stop	Free	Free
Flared Lane	No	No		
Storage Area [veh]	0	0	0	0
Two-Stage Gap Acceptance	No	No		
Number of Storage Spaces in Median	0	0	0	0

Movement, Approach, & Intersection Results

V/C, Movement V/C Ratio	0.00	0.06	0.11	0.01	0.04	0.00	0.00	0.00	0.00	0.07	0.00	0.00
d_M, Delay for Movement [s/veh]	11.43	11.63	9.13	12.51	11.09	8.66	7.22	0.00	0.00	7.39	0.00	0.00
Movement LOS	B	B	A	B	B	A	A	A	A	A	A	A
95th-Percentile Queue Length [veh/ln]	0.63	0.63	0.63	0.16	0.16	0.16	0.00	0.00	0.00	0.24	0.24	0.24
95th-Percentile Queue Length [ft/ln]	15.64	15.64	15.64	4.00	4.00	4.00	0.00	0.00	0.00	5.96	5.96	5.96
d_A, Approach Delay [s/veh]	9.72			11.42			0.00			6.62		
Approach LOS	A			B			A			A		
d_I, Intersection Delay [s/veh]	8.60											
Intersection LOS	B											

Intersection Level Of Service Report
Intersection 11: SR-33 SB Ramps/Canada Larga Rd

Control Type:	Two-way stop	Delay (sec / veh):	9.7
Analysis Method:	HCM 7th Edition	Level Of Service:	A
Analysis Period:	15 minutes	Volume to Capacity (v/c):	0.004

Intersection Setup

Name	SR-33 SB Ramps			SR-33 SB Ramps			Canada Larga Road			Canada Larga Road		
Approach	Northbound			Southbound			Eastbound			Westbound		
Lane Configuration												
Turning Movement	Left	Thru	Right	Left	Thru	Right	Left	Thru	Right	Left	Thru	Right
Lane Width [ft]	12.00	12.00	12.00	12.00	12.00	12.00	12.00	12.00	12.00	12.00	12.00	12.00
No. of Lanes in Entry Pocket	0	0	0	0	0	1	0	0	0	0	0	0
Entry Pocket Length [ft]	100.00	100.00	100.00	100.00	100.00	100.00	100.00	100.00	100.00	100.00	100.00	100.00
No. of Lanes in Exit Pocket	0	0	0	0	0	0	0	0	0	0	0	0
Exit Pocket Length [ft]	0.00	0.00	0.00	0.00	0.00	0.00	0.00	0.00	0.00	0.00	0.00	0.00
Speed [mph]	30.00			30.00			30.00			30.00		
Grade [%]	0.00			0.00			0.00			0.00		
Crosswalk	No			Yes			Yes			No		

Volumes

Name	SR-33 SB Ramps			SR-33 SB Ramps			Canada Larga Road			Canada Larga Road		
Base Volume Input [veh/h]	0	0	0	3	0	33	0	34	89	10	81	0
Base Volume Adjustment Factor	1.0000	1.0000	1.0000	1.0000	1.0000	1.0000	1.0000	1.0000	1.0000	1.0000	1.0000	1.0000
Heavy Vehicles Percentage [%]	0.00	0.00	0.00	0.00	0.00	0.00	0.00	0.00	0.00	0.00	0.00	0.00
Growth Factor	1.0000	1.0000	1.0000	1.0200	1.0000	1.0200	1.0000	1.0200	1.0200	1.0200	1.0200	1.0000
In-Process Volume [veh/h]	0	0	0	0	0	0	0	0	0	0	0	0
Site-Generated Trips [veh/h]	0	0	0	0	0	0	0	0	0	0	0	0
Diverted Trips [veh/h]	0	0	0	0	0	0	0	0	0	0	0	0
Pass-by Trips [veh/h]	0	0	0	0	0	0	0	0	0	0	0	0
Existing Site Adjustment Volume [veh/h]	0	0	0	0	0	0	0	0	0	0	0	0
Other Volume [veh/h]	0	0	0	0	0	0	0	0	0	0	0	0
Total Hourly Volume [veh/h]	0	0	0	3	0	34	0	35	91	10	83	0
Peak Hour Factor	1.0000	1.0000	1.0000	0.9620	1.0000	0.9620	1.0000	0.9620	0.9620	0.9620	0.9620	1.0000
Other Adjustment Factor	1.0000	1.0000	1.0000	1.0000	1.0000	1.0000	1.0000	1.0000	1.0000	1.0000	1.0000	1.0000
Total 15-Minute Volume [veh/h]	0	0	0	1	0	9	0	9	24	3	22	0
Total Analysis Volume [veh/h]	0	0	0	3	0	35	0	36	95	10	86	0
Pedestrian Volume [ped/h]	0			0			0			0		

Intersection Settings

Priority Scheme	Stop	Stop	Free	Free
Flared Lane				
Storage Area [veh]	0	0	0	0
Two-Stage Gap Acceptance		No		
Number of Storage Spaces in Median	0	0	0	0

Movement, Approach, & Intersection Results

V/C, Movement V/C Ratio	0.00	0.00	0.00	0.00	0.00	0.04	0.00	0.00	0.00	0.01	0.00	0.00
d_M, Delay for Movement [s/veh]	0.00	0.00	0.00	9.70	0.00	8.82	0.00	0.00	0.00	7.47	0.00	0.00
Movement LOS				A		A		A	A	A	A	
95th-Percentile Queue Length [veh/ln]	0.00	0.00	0.00	0.01	0.00	0.11	0.00	0.00	0.00	0.02	0.02	0.00
95th-Percentile Queue Length [ft/ln]	0.00	0.00	0.00	0.29	0.00	2.78	0.00	0.00	0.00	0.42	0.42	0.00
d_A, Approach Delay [s/veh]	0.00			8.89			0.00			0.78		
Approach LOS	A			A			A			A		
d_I, Intersection Delay [s/veh]	1.56											
Intersection LOS	A											

Intersection Level Of Service Report
Intersection 12: SR-33 NB Ramps/Canada Larga Rd

Control Type:	Two-way stop	Delay (sec / veh):	9.6
Analysis Method:	HCM 7th Edition	Level Of Service:	A
Analysis Period:	15 minutes	Volume to Capacity (v/c):	0.108

Intersection Setup

Name	SR-33 NB Ramps			SR-33 NB Ramps			Canada Larga Road			Canada Larga Road		
Approach	Northbound			Southbound			Eastbound			Westbound		
Lane Configuration												
Turning Movement	Left	Thru	Right	Left	Thru	Right	Left	Thru	Right	Left	Thru	Right
Lane Width [ft]	12.00	12.00	12.00	12.00	12.00	12.00	12.00	12.00	12.00	12.00	12.00	12.00
No. of Lanes in Entry Pocket	0	0	1	0	0	0	0	0	0	0	0	0
Entry Pocket Length [ft]	100.00	100.00	100.00	100.00	100.00	100.00	100.00	100.00	100.00	100.00	100.00	100.00
No. of Lanes in Exit Pocket	0	0	0	0	0	0	0	0	0	0	0	0
Exit Pocket Length [ft]	0.00	0.00	0.00	0.00	0.00	0.00	0.00	0.00	0.00	0.00	0.00	0.00
Speed [mph]	30.00			30.00			30.00			30.00		
Grade [%]	0.00			0.00			0.00			0.00		
Crosswalk	No			No			No			No		

Volumes

Name	SR-33 NB Ramps			SR-33 NB Ramps			Canada Larga Road			Canada Larga Road		
Base Volume Input [veh/h]	77	0	1	0	0	0	30	7	0	0	12	1
Base Volume Adjustment Factor	1.0000	1.0000	1.0000	1.0000	1.0000	1.0000	1.0000	1.0000	1.0000	1.0000	1.0000	1.0000
Heavy Vehicles Percentage [%]	0.00	0.00	0.00	0.00	0.00	0.00	0.00	0.00	0.00	0.00	0.00	0.00
Growth Factor	1.0200	1.0000	1.0200	1.0000	1.0000	1.0000	1.0200	1.0200	1.0000	1.0000	1.0200	1.0200
In-Process Volume [veh/h]	0	0	0	0	0	0	0	0	0	0	0	0
Site-Generated Trips [veh/h]	0	0	0	0	0	0	0	0	0	0	0	0
Diverted Trips [veh/h]	0	0	0	0	0	0	0	0	0	0	0	0
Pass-by Trips [veh/h]	0	0	0	0	0	0	0	0	0	0	0	0
Existing Site Adjustment Volume [veh/h]	0	0	0	0	0	0	0	0	0	0	0	0
Other Volume [veh/h]	0	0	0	0	0	0	0	0	0	0	0	0
Total Hourly Volume [veh/h]	79	0	1	0	0	0	31	7	0	0	12	1
Peak Hour Factor	0.8420	1.0000	0.8420	1.0000	1.0000	1.0000	0.8420	0.8420	1.0000	1.0000	0.8420	0.8420
Other Adjustment Factor	1.0000	1.0000	1.0000	1.0000	1.0000	1.0000	1.0000	1.0000	1.0000	1.0000	1.0000	1.0000
Total 15-Minute Volume [veh/h]	23	0	0	0	0	0	9	2	0	0	4	0
Total Analysis Volume [veh/h]	94	0	1	0	0	0	37	8	0	0	14	1
Pedestrian Volume [ped/h]	0			0			0			0		

Intersection Settings

Priority Scheme	Stop	Stop	Free	Free
Flared Lane				
Storage Area [veh]	0	0	0	0
Two-Stage Gap Acceptance	No			
Number of Storage Spaces in Median	0	0	0	0

Movement, Approach, & Intersection Results

V/C, Movement V/C Ratio	0.11	0.00	0.00	0.00	0.00	0.00	0.02	0.00	0.00	0.00	0.00	0.00
d_M, Delay for Movement [s/veh]	9.64	0.00	8.34	0.00	0.00	0.00	7.27	0.00	0.00	0.00	0.00	0.00
Movement LOS	A		A				A	A			A	A
95th-Percentile Queue Length [veh/ln]	0.36	0.00	0.00	0.00	0.00	0.00	0.06	0.06	0.00	0.00	0.00	0.00
95th-Percentile Queue Length [ft/ln]	9.05	0.00	0.07	0.00	0.00	0.00	1.57	1.57	0.00	0.00	0.00	0.00
d_A, Approach Delay [s/veh]	9.62			0.00			5.98			0.00		
Approach LOS	A			A			A			A		
d_I, Intersection Delay [s/veh]	7.63											
Intersection LOS	A											

Ventura Ranch Farmworker Housing

Vistro File: C:\...\JDS22002 Base.vistro
Report File: C:\...\EAC AM.pdf

Scenario 3 EAC AM
7/28/2023

Intersection Analysis Summary

ID	Intersection Name	Control Type	Method	Worst Mvmt	V/C	Delay (s/veh)	LOS
1	N. Ventura Ave/Shell Rd	Two-way stop	HCM 7th Edition	EB Left	0.349	22.9	C
2	N. Ventura Ave/Crooked Palm Rd	Two-way stop	HCM 7th Edition	EB Left	0.003	10.3	B
3	N. Ventura Ave/McKee St	Two-way stop	HCM 7th Edition	WB Left	0.030	10.6	B
4	N. Ventura Ave/Holt St	Two-way stop	HCM 7th Edition	SB Thru	0.176	10.3	B
5	N. Ventura Ave/Fraser Ln	Two-way stop	HCM 7th Edition	WB Left	0.030	9.9	A
6	N. Ventura Ave/Bard Ln	Two-way stop	HCM 7th Edition	WB Left	0.024	10.3	B
7	N. Ventura Ave/Los Cabos Ln	Two-way stop	HCM 7th Edition	WB Left	0.032	9.8	A
8	N. Ventura Ave/Norway Dr	Two-way stop	HCM 7th Edition	WB Left	0.072	10.4	B
9	N. Ventura Ave/Crooked Palm Rd	Two-way stop	HCM 7th Edition	EB Left	0.004	10.0	B
10	N. Ventura Ave/Canada Larga Rd	Two-way stop	HCM 7th Edition	SB Left	0.004	13.5	B
11	SR-33 SB Ramps/Canada Larga Rd	Two-way stop	HCM 7th Edition	SB Left	0.005	9.9	A
12	SR-33 NB Ramps/Canada Larga Rd	Two-way stop	HCM 7th Edition	NB Left	0.114	9.6	A

V/C, Delay, LOS: For two-way stop, these values are taken from the movement with the worst (highest) delay value. For all other control types, they are taken for the whole intersection.

Intersection Level Of Service Report
Intersection 1: N. Ventura Ave/Shell Rd

Control Type:	Two-way stop	Delay (sec / veh):	22.9
Analysis Method:	HCM 7th Edition	Level Of Service:	C
Analysis Period:	15 minutes	Volume to Capacity (v/c):	0.349

Intersection Setup

Name	N. Ventura Avenue			N. Ventura Avenue			Shell Road			Shell Road		
Approach	Northbound			Southbound			Eastbound			Westbound		
Lane Configuration												
Turning Movement	Left	Thru	Right	Left	Thru	Right	Left	Thru	Right	Left	Thru	Right
Lane Width [ft]	12.00	12.00	12.00	12.00	12.00	12.00	12.00	12.00	12.00	12.00	12.00	12.00
No. of Lanes in Entry Pocket	1	0	0	1	0	0	0	0	0	0	0	0
Entry Pocket Length [ft]	100.00	100.00	100.00	100.00	100.00	100.00	100.00	100.00	100.00	100.00	100.00	100.00
No. of Lanes in Exit Pocket	0	0	0	0	0	0	0	0	0	0	0	0
Exit Pocket Length [ft]	0.00	0.00	0.00	0.00	0.00	0.00	0.00	0.00	0.00	0.00	0.00	0.00
Speed [mph]	30.00			30.00			30.00			30.00		
Grade [%]	0.00			0.00			0.00			0.00		
Crosswalk	Yes			Yes			Yes			Yes		

Volumes

Name	N. Ventura Avenue			N. Ventura Avenue			Shell Road			Shell Road		
Base Volume Input [veh/h]	191	94	5	0	134	129	89	9	70	1	2	0
Base Volume Adjustment Factor	1.0000	1.0000	1.0000	1.0000	1.0000	1.0000	1.0000	1.0000	1.0000	1.0000	1.0000	1.0000
Heavy Vehicles Percentage [%]	0.00	0.00	0.00	0.00	0.00	0.00	0.00	0.00	0.00	0.00	0.00	0.00
Growth Factor	1.0000	1.0000	1.0000	1.0000	1.0000	1.0000	1.0000	1.0000	1.0000	1.0000	1.0000	1.0000
In-Process Volume [veh/h]	0	0	0	0	0	0	0	0	0	0	0	0
Site-Generated Trips [veh/h]	0	0	0	0	0	0	0	0	0	0	0	0
Diverted Trips [veh/h]	0	0	0	0	0	0	0	0	0	0	0	0
Pass-by Trips [veh/h]	0	0	0	0	0	0	0	0	0	0	0	0
Existing Site Adjustment Volume [veh/h]	0	0	0	0	0	0	0	0	0	0	0	0
Other Volume [veh/h]	0	0	0	0	0	0	0	0	0	0	0	0
Total Hourly Volume [veh/h]	191	94	5	0	134	129	89	9	70	1	2	0
Peak Hour Factor	0.9140	0.9140	0.9140	0.9140	0.9140	0.9140	0.9140	0.9140	0.9140	0.9140	0.9140	0.9140
Other Adjustment Factor	1.0000	1.0000	1.0000	1.0000	1.0000	1.0000	1.0000	1.0000	1.0000	1.0000	1.0000	1.0000
Total 15-Minute Volume [veh/h]	52	26	1	0	37	35	24	2	19	0	1	0
Total Analysis Volume [veh/h]	209	103	5	0	147	141	97	10	77	1	2	0
Pedestrian Volume [ped/h]	0			0			0			0		

Intersection Settings

Priority Scheme	Free	Free	Stop	Stop
Flared Lane			Yes	No
Storage Area [veh]	0	0	1	0
Two-Stage Gap Acceptance			No	No
Number of Storage Spaces in Median	0	0	0	0

Movement, Approach, & Intersection Results

V/C, Movement V/C Ratio	0.16	0.00	0.00	0.00	0.00	0.00	0.35	0.03	0.09	0.00	0.01	0.00
d_M, Delay for Movement [s/veh]	8.34	0.00	0.00	7.41	0.00	0.00	22.89	22.39	14.29	20.77	18.79	8.94
Movement LOS	A	A	A	A	A	A	C	C	B	C	C	A
95th-Percentile Queue Length [veh/ln]	0.58	0.00	0.00	0.00	0.00	0.00	1.86	1.86	1.86	0.04	0.04	0.04
95th-Percentile Queue Length [ft/ln]	14.50	0.00	0.00	0.00	0.00	0.00	46.43	46.43	46.43	0.90	0.90	0.90
d_A, Approach Delay [s/veh]	5.50			0.00			19.26			19.45		
Approach LOS	A			A			C			C		
d_I, Intersection Delay [s/veh]	6.75											
Intersection LOS	C											

Intersection Level Of Service Report
Intersection 2: N. Ventura Ave/Crooked Palm Rd

Control Type:	Two-way stop	Delay (sec / veh):	10.3
Analysis Method:	HCM 7th Edition	Level Of Service:	B
Analysis Period:	15 minutes	Volume to Capacity (v/c):	0.003

Intersection Setup

Name	N. Ventura Avenue		N. Ventura Avenue		Crooked Palm Road	
Approach	Northbound		Southbound		Eastbound	
Lane Configuration						
Turning Movement	Left	Thru	Thru	Right	Left	Right
Lane Width [ft]	12.00	12.00	12.00	12.00	12.00	12.00
No. of Lanes in Entry Pocket	1	0	0	0	0	1
Entry Pocket Length [ft]	100.00	100.00	100.00	100.00	100.00	100.00
No. of Lanes in Exit Pocket	0	0	0	0	0	0
Exit Pocket Length [ft]	0.00	0.00	0.00	0.00	0.00	0.00
Speed [mph]	30.00		30.00		30.00	
Grade [%]	0.00		0.00		0.00	
Crosswalk	Yes		Yes		Yes	

Volumes

Name	N. Ventura Avenue		N. Ventura Avenue		Crooked Palm Road	
Base Volume Input [veh/h]	10	141	234	3	2	10
Base Volume Adjustment Factor	1.0000	1.0000	1.0000	1.0000	1.0000	1.0000
Heavy Vehicles Percentage [%]	0.00	0.00	0.00	0.00	0.00	0.00
Growth Factor	1.0200	1.0200	1.0200	1.0200	1.0200	1.0200
In-Process Volume [veh/h]	0	0	0	0	0	0
Site-Generated Trips [veh/h]	0	0	0	0	0	0
Diverted Trips [veh/h]	0	0	0	0	0	0
Pass-by Trips [veh/h]	0	0	0	0	0	0
Existing Site Adjustment Volume [veh/h]	0	0	0	0	0	0
Other Volume [veh/h]	0	0	0	0	0	0
Total Hourly Volume [veh/h]	10	144	239	3	2	10
Peak Hour Factor	0.8620	0.8620	0.8620	0.8620	0.8620	0.8620
Other Adjustment Factor	1.0000	1.0000	1.0000	1.0000	1.0000	1.0000
Total 15-Minute Volume [veh/h]	3	42	69	1	1	3
Total Analysis Volume [veh/h]	12	167	277	3	2	12
Pedestrian Volume [ped/h]	0		0		0	

Intersection Settings

Priority Scheme	Free	Free	Stop
Flared Lane			
Storage Area [veh]	0	0	0
Two-Stage Gap Acceptance			Yes
Number of Storage Spaces in Median	0	0	2

Movement, Approach, & Intersection Results

V/C, Movement V/C Ratio	0.01	0.00	0.00	0.00	0.00	0.02
d_M, Delay for Movement [s/veh]	7.81	0.00	0.00	0.00	10.30	9.78
Movement LOS	A	A	A	A	B	A
95th-Percentile Queue Length [veh/ln]	0.03	0.00	0.00	0.00	0.01	0.05
95th-Percentile Queue Length [ft/ln]	0.70	0.00	0.00	0.00	0.22	1.19
d_A, Approach Delay [s/veh]	0.52		0.00		9.85	
Approach LOS	A		A		A	
d_I, Intersection Delay [s/veh]	0.49					
Intersection LOS	B					

Intersection Level Of Service Report
Intersection 3: N. Ventura Ave/McKee St

Control Type:	Two-way stop	Delay (sec / veh):	10.6
Analysis Method:	HCM 7th Edition	Level Of Service:	B
Analysis Period:	15 minutes	Volume to Capacity (v/c):	0.030

Intersection Setup

Name	N. Ventura Avenue		N. Ventura Avenue		Mckee Street	
Approach	Northbound		Southbound		Westbound	
Lane Configuration						
Turning Movement	Thru	Right	Left	Thru	Left	Right
Lane Width [ft]	12.00	12.00	12.00	12.00	12.00	12.00
No. of Lanes in Entry Pocket	0	0	1	0	0	0
Entry Pocket Length [ft]	100.00	100.00	100.00	100.00	100.00	100.00
No. of Lanes in Exit Pocket	0	0	0	0	0	0
Exit Pocket Length [ft]	0.00	0.00	0.00	0.00	0.00	0.00
Speed [mph]	30.00		30.00		30.00	
Grade [%]	0.00		0.00		0.00	
Crosswalk	No		Yes		No	

Volumes

Name	N. Ventura Avenue		N. Ventura Avenue		Mckee Street	
Base Volume Input [veh/h]	118	12	3	154	17	5
Base Volume Adjustment Factor	1.0000	1.0000	1.0000	1.0000	1.0000	1.0000
Heavy Vehicles Percentage [%]	0.00	0.00	0.00	0.00	0.00	0.00
Growth Factor	1.0200	1.0200	1.0200	1.0200	1.0200	1.0200
In-Process Volume [veh/h]	0	0	0	0	0	0
Site-Generated Trips [veh/h]	0	0	0	0	0	0
Diverted Trips [veh/h]	0	0	0	0	0	0
Pass-by Trips [veh/h]	0	0	0	0	0	0
Existing Site Adjustment Volume [veh/h]	0	0	0	0	0	0
Other Volume [veh/h]	0	0	0	0	0	0
Total Hourly Volume [veh/h]	120	12	3	157	17	5
Peak Hour Factor	0.8580	0.8580	0.8580	0.8580	0.8580	0.8580
Other Adjustment Factor	1.0000	1.0000	1.0000	1.0000	1.0000	1.0000
Total 15-Minute Volume [veh/h]	35	3	1	46	5	1
Total Analysis Volume [veh/h]	140	14	3	183	20	6
Pedestrian Volume [ped/h]	0		0		0	

Intersection Settings

Priority Scheme	Free	Free	Stop
Flared Lane			No
Storage Area [veh]	0	0	0
Two-Stage Gap Acceptance			No
Number of Storage Spaces in Median	0	0	0

Movement, Approach, & Intersection Results

V/C, Movement V/C Ratio	0.00	0.00	0.00	0.00	0.03	0.01
d_M, Delay for Movement [s/veh]	0.00	0.00	7.51	0.00	10.63	9.17
Movement LOS	A	A	A	A	B	A
95th-Percentile Queue Length [veh/ln]	0.00	0.00	0.01	0.00	0.11	0.11
95th-Percentile Queue Length [ft/ln]	0.00	0.00	0.16	0.00	2.86	2.86
d_A, Approach Delay [s/veh]	0.00		0.12		10.30	
Approach LOS	A		A		B	
d_I, Intersection Delay [s/veh]	0.79					
Intersection LOS	B					

Intersection Level Of Service Report
Intersection 4: N. Ventura Ave/Holt St

Control Type:	Two-way stop	Delay (sec / veh):	10.3
Analysis Method:	HCM 7th Edition	Level Of Service:	B
Analysis Period:	15 minutes	Volume to Capacity (v/c):	0.176

Intersection Setup

Name	N. Ventura Avenue			N. Ventura Avenue			Holt Street			Holt Street		
Approach	Northbound			Southbound			Eastbound			Westbound		
Lane Configuration												
Turning Movement	Left	Thru	Right	Left	Thru	Right	Left	Thru	Right	Left	Thru	Right
Lane Width [ft]	12.00	12.00	12.00	12.00	12.00	12.00	12.00	12.00	12.00	12.00	12.00	12.00
No. of Lanes in Entry Pocket	1	0	0	1	0	0	0	0	0	0	0	0
Entry Pocket Length [ft]	100.00	100.00	100.00	100.00	100.00	100.00	100.00	100.00	100.00	100.00	100.00	100.00
No. of Lanes in Exit Pocket	0	0	0	0	0	0	0	0	0	0	0	0
Exit Pocket Length [ft]	0.00	0.00	0.00	0.00	0.00	0.00	0.00	0.00	0.00	0.00	0.00	0.00
Speed [mph]	30.00			30.00			30.00			30.00		
Grade [%]	0.00			0.00			0.00			0.00		
Crosswalk	No			No			Yes			No		

Volumes

Name	N. Ventura Avenue			N. Ventura Avenue			Holt Street			Holt Street		
Base Volume Input [veh/h]	0	116	6	4	120	0	2	0	7	20	0	2
Base Volume Adjustment Factor	1.0000	1.0000	1.0000	1.0000	1.0000	1.0000	1.0000	1.0000	1.0000	1.0000	1.0000	1.0000
Heavy Vehicles Percentage [%]	0.00	0.00	0.00	0.00	0.00	0.00	0.00	0.00	0.00	0.00	0.00	0.00
Growth Factor	1.0200	1.0200	1.0200	1.0200	1.0200	1.0200	1.0200	1.0200	1.0200	1.0200	1.0200	1.0200
In-Process Volume [veh/h]	0	0	0	0	0	0	0	0	0	0	0	0
Site-Generated Trips [veh/h]	0	0	0	0	0	0	0	0	0	0	0	0
Diverted Trips [veh/h]	0	0	0	0	0	0	0	0	0	0	0	0
Pass-by Trips [veh/h]	0	0	0	0	0	0	0	0	0	0	0	0
Existing Site Adjustment Volume [veh/h]	0	0	0	0	0	0	0	0	0	0	0	0
Other Volume [veh/h]	0	0	0	0	0	0	0	0	0	0	0	0
Total Hourly Volume [veh/h]	0	118	6	4	122	0	2	0	7	20	0	2
Peak Hour Factor	1.0000	0.8450	0.8450	0.8450	0.8450	1.0000	0.8450	0.8450	0.8450	0.8450	1.0000	0.8450
Other Adjustment Factor	1.0000	1.0000	1.0000	1.0000	1.0000	1.0000	1.0000	1.0000	1.0000	1.0000	1.0000	1.0000
Total 15-Minute Volume [veh/h]	0	35	2	1	36	0	1	0	2	6	0	1
Total Analysis Volume [veh/h]	0	140	7	5	144	0	2	0	8	24	0	2
Pedestrian Volume [ped/h]	0			0			0			0		

Intersection Settings

Priority Scheme	Stop	Stop	Free	Free
Flared Lane	No	No		
Storage Area [veh]	0	0	0	0
Two-Stage Gap Acceptance	No	No		
Number of Storage Spaces in Median	0	0	0	0

Movement, Approach, & Intersection Results

V/C, Movement V/C Ratio	0.00	0.17	0.01	0.01	0.18	0.00	0.00	0.00	0.00	0.01	0.00	0.00
d_M, Delay for Movement [s/veh]	10.21	10.29	9.24	10.26	10.32	9.24	7.21	0.00	0.00	7.25	0.00	0.00
Movement LOS	B	B	A	B	B	A	A	A	A	A	A	A
95th-Percentile Queue Length [veh/ln]	0.00	0.64	0.64	0.02	0.63	0.63	0.00	0.00	0.00	0.05	0.05	0.05
95th-Percentile Queue Length [ft/ln]	0.00	15.95	15.95	0.55	15.85	15.85	0.10	0.10	0.10	1.22	1.22	1.22
d_A, Approach Delay [s/veh]	10.24			10.32			1.44			6.70		
Approach LOS	B			B			A			A		
d_I, Intersection Delay [s/veh]	9.73											
Intersection LOS	B											

Intersection Level Of Service Report
Intersection 5: N. Ventura Ave/Fraser Ln

Control Type:	Two-way stop	Delay (sec / veh):	9.9
Analysis Method:	HCM 7th Edition	Level Of Service:	A
Analysis Period:	15 minutes	Volume to Capacity (v/c):	0.030

Intersection Setup

Name	N. Ventura Avenue			N. Ventura Avenue			Fraser Lane			Fraser Lane		
Approach	Northbound			Southbound			Eastbound			Westbound		
Lane Configuration												
Turning Movement	Left	Thru	Right	Left	Thru	Right	Left	Thru	Right	Left	Thru	Right
Lane Width [ft]	12.00	12.00	12.00	12.00	12.00	12.00	12.00	12.00	12.00	12.00	12.00	12.00
No. of Lanes in Entry Pocket	1	0	0	1	0	0	0	0	0	0	0	0
Entry Pocket Length [ft]	100.00	100.00	100.00	100.00	100.00	100.00	100.00	100.00	100.00	100.00	100.00	100.00
No. of Lanes in Exit Pocket	0	0	0	0	0	0	0	0	0	0	0	0
Exit Pocket Length [ft]	0.00	0.00	0.00	0.00	0.00	0.00	0.00	0.00	0.00	0.00	0.00	0.00
Speed [mph]	30.00			30.00			30.00			30.00		
Grade [%]	0.00			0.00			0.00			0.00		
Crosswalk	No			No			No			No		

Volumes

Name	N. Ventura Avenue			N. Ventura Avenue			Fraser Lane			Fraser Lane		
Base Volume Input [veh/h]	11	103	7	2	102	2	0	0	0	20	0	5
Base Volume Adjustment Factor	1.0000	1.0000	1.0000	1.0000	1.0000	1.0000	1.0000	1.0000	1.0000	1.0000	1.0000	1.0000
Heavy Vehicles Percentage [%]	0.00	0.00	0.00	0.00	0.00	0.00	0.00	0.00	0.00	0.00	0.00	0.00
Growth Factor	1.0200	1.0200	1.0200	1.0200	1.0200	1.0200	1.0200	1.0200	1.0200	1.0200	1.0200	1.0200
In-Process Volume [veh/h]	0	0	0	0	0	0	0	0	0	0	0	0
Site-Generated Trips [veh/h]	0	0	0	0	0	0	0	0	0	0	0	0
Diverted Trips [veh/h]	0	0	0	0	0	0	0	0	0	0	0	0
Pass-by Trips [veh/h]	0	0	0	0	0	0	0	0	0	0	0	0
Existing Site Adjustment Volume [veh/h]	0	0	0	0	0	0	0	0	0	0	0	0
Other Volume [veh/h]	0	0	0	0	0	0	0	0	0	0	0	0
Total Hourly Volume [veh/h]	11	105	7	2	104	2	0	0	0	20	0	5
Peak Hour Factor	0.8630	0.8630	0.8630	0.8630	0.8630	0.8630	0.8630	0.8630	0.8630	0.8630	0.8630	0.8630
Other Adjustment Factor	1.0000	1.0000	1.0000	1.0000	1.0000	1.0000	1.0000	1.0000	1.0000	1.0000	1.0000	1.0000
Total 15-Minute Volume [veh/h]	3	30	2	1	30	1	0	0	0	6	0	1
Total Analysis Volume [veh/h]	13	122	8	2	121	2	0	0	0	23	0	6
Pedestrian Volume [ped/h]	0			0			0			0		

Intersection Settings

Priority Scheme	Free	Free	Stop	Stop
Flared Lane			No	No
Storage Area [veh]	0	0	0	0
Two-Stage Gap Acceptance			Yes	Yes
Number of Storage Spaces in Median	0	0	2	2

Movement, Approach, & Intersection Results

V/C, Movement V/C Ratio	0.01	0.00	0.00	0.00	0.00	0.00	0.00	0.00	0.00	0.03	0.00	0.01
d_M, Delay for Movement [s/veh]	7.46	0.00	0.00	7.46	0.00	0.00	9.79	10.23	8.85	9.94	10.41	9.05
Movement LOS	A	A	A	A	A	A	A	B	A	A	B	A
95th-Percentile Queue Length [veh/ln]	0.03	0.00	0.00	0.00	0.00	0.00	0.00	0.00	0.00	0.11	0.11	0.11
95th-Percentile Queue Length [ft/ln]	0.67	0.00	0.00	0.10	0.00	0.00	0.00	0.00	0.00	2.87	2.87	2.87
d_A, Approach Delay [s/veh]	0.68			0.12			9.62			9.76		
Approach LOS	A			A			A			A		
d_I, Intersection Delay [s/veh]	1.33											
Intersection LOS	A											

Intersection Level Of Service Report
Intersection 6: N. Ventura Ave/Bard Ln

Control Type:	Two-way stop	Delay (sec / veh):	10.3
Analysis Method:	HCM 7th Edition	Level Of Service:	B
Analysis Period:	15 minutes	Volume to Capacity (v/c):	0.024

Intersection Setup

Name	N. Ventura Avenue			N. Ventura Avenue			Bard Lane			Bard Lane		
Approach	Northbound			Southbound			Eastbound			Westbound		
Lane Configuration												
Turning Movement	Left	Thru	Right	Left	Thru	Right	Left	Thru	Right	Left	Thru	Right
Lane Width [ft]	12.00	12.00	12.00	12.00	12.00	12.00	12.00	12.00	12.00	12.00	12.00	12.00
No. of Lanes in Entry Pocket	1	0	0	1	0	0	0	0	0	0	0	0
Entry Pocket Length [ft]	100.00	100.00	100.00	100.00	100.00	100.00	100.00	100.00	100.00	100.00	100.00	100.00
No. of Lanes in Exit Pocket	0	0	0	0	0	0	0	0	0	0	0	0
Exit Pocket Length [ft]	0.00	0.00	0.00	0.00	0.00	0.00	0.00	0.00	0.00	0.00	0.00	0.00
Speed [mph]	30.00			30.00			30.00			30.00		
Grade [%]	0.00			0.00			0.00			0.00		
Crosswalk	No			No			No			No		

Volumes

Name	N. Ventura Avenue			N. Ventura Avenue			Bard Lane			Bard Lane		
Base Volume Input [veh/h]	5	102	2	0	96	0	0	0	0	14	0	0
Base Volume Adjustment Factor	1.0000	1.0000	1.0000	1.0000	1.0000	1.0000	1.0000	1.0000	1.0000	1.0000	1.0000	1.0000
Heavy Vehicles Percentage [%]	0.00	0.00	0.00	0.00	0.00	0.00	0.00	0.00	0.00	0.00	0.00	0.00
Growth Factor	1.0200	1.0200	1.0200	1.0200	1.0200	1.0200	1.0000	1.0000	1.0000	1.0200	1.0200	1.0200
In-Process Volume [veh/h]	0	0	0	0	0	0	0	0	0	0	0	0
Site-Generated Trips [veh/h]	0	0	0	0	0	0	0	0	0	0	0	0
Diverted Trips [veh/h]	0	0	0	0	0	0	0	0	0	0	0	0
Pass-by Trips [veh/h]	0	0	0	0	0	0	0	0	0	0	0	0
Existing Site Adjustment Volume [veh/h]	0	0	0	0	0	0	0	0	0	0	0	0
Other Volume [veh/h]	0	0	0	0	0	0	0	0	0	0	0	0
Total Hourly Volume [veh/h]	5	104	2	0	98	0	0	0	0	14	0	0
Peak Hour Factor	0.8300	0.8300	0.8300	0.8300	0.8300	0.8300	1.0000	1.0000	1.0000	0.8300	0.8300	0.8300
Other Adjustment Factor	1.0000	1.0000	1.0000	1.0000	1.0000	1.0000	1.0000	1.0000	1.0000	1.0000	1.0000	1.0000
Total 15-Minute Volume [veh/h]	2	31	1	0	30	0	0	0	0	4	0	0
Total Analysis Volume [veh/h]	6	125	2	0	118	0	0	0	0	17	0	0
Pedestrian Volume [ped/h]	0			0			0			0		

Intersection Settings

Priority Scheme	Free	Free	Stop	Stop
Flared Lane				No
Storage Area [veh]	0	0	0	0
Two-Stage Gap Acceptance				No
Number of Storage Spaces in Median	0	0	0	0

Movement, Approach, & Intersection Results

V/C, Movement V/C Ratio	0.00	0.00	0.00	0.00	0.00	0.00	0.00	0.00	0.00	0.02	0.00	0.00
d_M, Delay for Movement [s/veh]	7.44	0.00	0.00	7.45	0.00	0.00	0.00	0.00	0.00	10.28	10.68	9.00
Movement LOS	A	A	A	A	A	A				B	B	A
95th-Percentile Queue Length [veh/ln]	0.01	0.00	0.00	0.00	0.00	0.00	0.00	0.00	0.00	0.07	0.07	0.07
95th-Percentile Queue Length [ft/ln]	0.30	0.00	0.00	0.00	0.00	0.00	0.00	0.00	0.00	1.87	1.87	1.87
d_A, Approach Delay [s/veh]	0.34			0.00			0.00			10.28		
Approach LOS	A			A			A			B		
d_I, Intersection Delay [s/veh]	0.82											
Intersection LOS	B											

Intersection Level Of Service Report
Intersection 7: N. Ventura Ave/Los Cabos Ln

Control Type:	Two-way stop	Delay (sec / veh):	9.8
Analysis Method:	HCM 7th Edition	Level Of Service:	A
Analysis Period:	15 minutes	Volume to Capacity (v/c):	0.032

Intersection Setup

Name	N. Ventura Avenue		N. Ventura Avenue		Los Cabos Lane	
Approach	Northbound		Southbound		Westbound	
Lane Configuration						
Turning Movement	Thru	Right	Left	Thru	Left	Right
Lane Width [ft]	12.00	12.00	12.00	12.00	12.00	12.00
No. of Lanes in Entry Pocket	0	0	1	0	0	0
Entry Pocket Length [ft]	100.00	100.00	100.00	100.00	100.00	100.00
No. of Lanes in Exit Pocket	0	0	0	0	0	0
Exit Pocket Length [ft]	0.00	0.00	0.00	0.00	0.00	0.00
Speed [mph]	30.00		30.00		30.00	
Grade [%]	0.00		0.00		0.00	
Crosswalk	No		Yes		No	

Volumes

Name	N. Ventura Avenue		N. Ventura Avenue		Los Cabos Lane	
Base Volume Input [veh/h]	87	13	5	77	21	1
Base Volume Adjustment Factor	1.0000	1.0000	1.0000	1.0000	1.0000	1.0000
Heavy Vehicles Percentage [%]	0.00	0.00	0.00	0.00	0.00	0.00
Growth Factor	1.0200	1.0200	1.0200	1.0200	1.0200	1.0200
In-Process Volume [veh/h]	0	0	0	0	0	0
Site-Generated Trips [veh/h]	0	0	0	0	0	0
Diverted Trips [veh/h]	0	0	0	0	0	0
Pass-by Trips [veh/h]	0	0	0	0	0	0
Existing Site Adjustment Volume [veh/h]	0	0	0	0	0	0
Other Volume [veh/h]	0	0	0	0	0	0
Total Hourly Volume [veh/h]	89	13	5	79	21	1
Peak Hour Factor	0.8400	0.8400	0.8400	0.8400	0.8400	0.8400
Other Adjustment Factor	1.0000	1.0000	1.0000	1.0000	1.0000	1.0000
Total 15-Minute Volume [veh/h]	26	4	1	24	6	0
Total Analysis Volume [veh/h]	106	15	6	94	25	1
Pedestrian Volume [ped/h]	0		0		0	

Intersection Settings

Priority Scheme	Free	Free	Stop
Flared Lane			No
Storage Area [veh]	0	0	0
Two-Stage Gap Acceptance			No
Number of Storage Spaces in Median	0	0	0

Movement, Approach, & Intersection Results

V/C, Movement V/C Ratio	0.00	0.00	0.00	0.00	0.03	0.00
d_M, Delay for Movement [s/veh]	0.00	0.00	7.44	0.00	9.84	8.97
Movement LOS	A	A	A	A	A	A
95th-Percentile Queue Length [veh/ln]	0.00	0.00	0.01	0.00	0.10	0.10
95th-Percentile Queue Length [ft/ln]	0.00	0.00	0.31	0.00	2.60	2.60
d_A, Approach Delay [s/veh]	0.00		0.45		9.80	
Approach LOS	A		A		A	
d_I, Intersection Delay [s/veh]	1.21					
Intersection LOS	A					

Intersection Level Of Service Report
Intersection 8: N. Ventura Ave/Norway Dr

Control Type:	Two-way stop	Delay (sec / veh):	10.4
Analysis Method:	HCM 7th Edition	Level Of Service:	B
Analysis Period:	15 minutes	Volume to Capacity (v/c):	0.072

Intersection Setup

Name	N. Ventura Avenue		N. Ventura Avenue		Norway Drive	
Approach	Northbound		Southbound		Westbound	
Lane Configuration						
Turning Movement	Thru	Right	Left	Thru	Left	Right
Lane Width [ft]	12.00	12.00	12.00	12.00	12.00	12.00
No. of Lanes in Entry Pocket	0	0	1	0	0	0
Entry Pocket Length [ft]	100.00	100.00	100.00	100.00	100.00	100.00
No. of Lanes in Exit Pocket	0	0	0	0	0	0
Exit Pocket Length [ft]	0.00	0.00	0.00	0.00	0.00	0.00
Speed [mph]	30.00		30.00		30.00	
Grade [%]	0.00		0.00		0.00	
Crosswalk	No		No		No	

Volumes

Name	N. Ventura Avenue		N. Ventura Avenue		Norway Drive	
Base Volume Input [veh/h]	53	22	16	31	46	110
Base Volume Adjustment Factor	1.0000	1.0000	1.0000	1.0000	1.0000	1.0000
Heavy Vehicles Percentage [%]	0.00	0.00	0.00	0.00	0.00	0.00
Growth Factor	1.0200	1.0200	1.0200	1.0200	1.0200	1.0200
In-Process Volume [veh/h]	0	0	0	0	0	0
Site-Generated Trips [veh/h]	0	0	0	0	0	0
Diverted Trips [veh/h]	0	0	0	0	0	0
Pass-by Trips [veh/h]	0	0	0	0	0	0
Existing Site Adjustment Volume [veh/h]	0	0	0	0	0	0
Other Volume [veh/h]	0	0	0	0	0	0
Total Hourly Volume [veh/h]	54	22	16	32	47	112
Peak Hour Factor	0.7990	0.7990	0.7990	0.7990	0.7990	0.7990
Other Adjustment Factor	1.0000	1.0000	1.0000	1.0000	1.0000	1.0000
Total 15-Minute Volume [veh/h]	17	7	5	10	15	35
Total Analysis Volume [veh/h]	68	28	20	40	59	140
Pedestrian Volume [ped/h]	0		0		0	

Intersection Settings

Priority Scheme	Free	Free	Stop
Flared Lane			No
Storage Area [veh]	0	0	0
Two-Stage Gap Acceptance			No
Number of Storage Spaces in Median	0	0	0

Movement, Approach, & Intersection Results

V/C, Movement V/C Ratio	0.00	0.00	0.01	0.00	0.07	0.14
d_M, Delay for Movement [s/veh]	0.00	0.00	7.42	0.00	10.43	9.71
Movement LOS	A	A	A	A	B	A
95th-Percentile Queue Length [veh/ln]	0.00	0.00	0.04	0.00	0.81	0.81
95th-Percentile Queue Length [ft/ln]	0.00	0.00	1.01	0.00	20.25	20.25
d_A, Approach Delay [s/veh]	0.00		2.47		9.93	
Approach LOS	A		A		A	
d_I, Intersection Delay [s/veh]	5.98					
Intersection LOS	B					

Intersection Level Of Service Report
Intersection 9: N. Ventura Ave/Crooked Palm Rd

Control Type:	Two-way stop	Delay (sec / veh):	10.0
Analysis Method:	HCM 7th Edition	Level Of Service:	B
Analysis Period:	15 minutes	Volume to Capacity (v/c):	0.004

Intersection Setup

Name	N. Ventura Avenue		N. Ventura Avenue		Crooked Palm Road	
Approach	Northbound		Southbound		Eastbound	
Lane Configuration						
Turning Movement	Left	Thru	Thru	Right	Left	Right
Lane Width [ft]	12.00	12.00	12.00	12.00	12.00	12.00
No. of Lanes in Entry Pocket	1	0	0	0	0	1
Entry Pocket Length [ft]	100.00	100.00	100.00	100.00	100.00	100.00
No. of Lanes in Exit Pocket	0	0	0	0	0	0
Exit Pocket Length [ft]	0.00	0.00	0.00	0.00	0.00	0.00
Speed [mph]	30.00		30.00		30.00	
Grade [%]	0.00		0.00		0.00	
Crosswalk	No		No		No	

Volumes

Name	N. Ventura Avenue		N. Ventura Avenue		Crooked Palm Road	
Base Volume Input [veh/h]	3	148	55	5	2	0
Base Volume Adjustment Factor	1.0000	1.0000	1.0000	1.0000	1.0000	1.0000
Heavy Vehicles Percentage [%]	0.00	0.00	0.00	0.00	0.00	0.00
Growth Factor	1.0200	1.0200	1.0200	1.0200	1.0200	1.0200
In-Process Volume [veh/h]	0	0	0	0	0	0
Site-Generated Trips [veh/h]	0	0	0	0	0	0
Diverted Trips [veh/h]	0	0	0	0	0	0
Pass-by Trips [veh/h]	0	0	0	0	0	0
Existing Site Adjustment Volume [veh/h]	0	0	0	0	0	0
Other Volume [veh/h]	0	0	0	0	0	0
Total Hourly Volume [veh/h]	3	151	56	5	2	0
Peak Hour Factor	0.7830	0.7830	0.7830	0.7830	0.7830	0.7830
Other Adjustment Factor	1.0000	1.0000	1.0000	1.0000	1.0000	1.0000
Total 15-Minute Volume [veh/h]	1	48	18	2	1	0
Total Analysis Volume [veh/h]	4	193	72	6	3	0
Pedestrian Volume [ped/h]	0		0		0	

Intersection Settings

Priority Scheme	Free	Free	Stop
Flared Lane			
Storage Area [veh]	0	0	0
Two-Stage Gap Acceptance			No
Number of Storage Spaces in Median	0	0	0

Movement, Approach, & Intersection Results

V/C, Movement V/C Ratio	0.00	0.00	0.00	0.00	0.00	0.00
d_M, Delay for Movement [s/veh]	7.35	0.00	0.00	0.00	10.05	8.63
Movement LOS	A	A	A	A	B	A
95th-Percentile Queue Length [veh/ln]	0.01	0.00	0.00	0.00	0.01	0.00
95th-Percentile Queue Length [ft/ln]	0.20	0.00	0.00	0.00	0.32	0.00
d_A, Approach Delay [s/veh]	0.15		0.00		10.05	
Approach LOS	A		A		B	
d_I, Intersection Delay [s/veh]	0.21					
Intersection LOS	B					

Intersection Level Of Service Report
Intersection 10: N. Ventura Ave/Canada Larga Rd

Control Type:	Two-way stop	Delay (sec / veh):	13.5
Analysis Method:	HCM 7th Edition	Level Of Service:	B
Analysis Period:	15 minutes	Volume to Capacity (v/c):	0.004

Intersection Setup

Name	N. Ventura Avenue			N. Ventura Avenue			Canada Larga Road			Canada Larga Road		
Approach	Northbound			Southbound			Eastbound			Westbound		
Lane Configuration												
Turning Movement	Left	Thru	Right	Left	Thru	Right	Left	Thru	Right	Left	Thru	Right
Lane Width [ft]	12.00	12.00	12.00	12.00	12.00	12.00	12.00	12.00	12.00	12.00	12.00	12.00
No. of Lanes in Entry Pocket	0	0	0	0	0	0	0	0	0	0	0	0
Entry Pocket Length [ft]	100.00	100.00	100.00	100.00	100.00	100.00	100.00	100.00	100.00	100.00	100.00	100.00
No. of Lanes in Exit Pocket	0	0	0	0	0	0	0	0	0	0	0	0
Exit Pocket Length [ft]	0.00	0.00	0.00	0.00	0.00	0.00	0.00	0.00	0.00	0.00	0.00	0.00
Speed [mph]	30.00			30.00			30.00			30.00		
Grade [%]	0.00			0.00			0.00			0.00		
Crosswalk	No			No			Yes			No		

Volumes

Name	N. Ventura Avenue			N. Ventura Avenue			Canada Larga Road			Canada Larga Road		
Base Volume Input [veh/h]	1	25	115	2	25	0	0	2	2	113	4	6
Base Volume Adjustment Factor	1.0000	1.0000	1.0000	1.0000	1.0000	1.0000	1.0000	1.0000	1.0000	1.0000	1.0000	1.0000
Heavy Vehicles Percentage [%]	0.00	0.00	0.00	0.00	0.00	0.00	0.00	0.00	0.00	0.00	0.00	0.00
Growth Factor	1.0200	1.0200	1.0200	1.0200	1.0200	1.0200	1.0200	1.0200	1.0200	1.0200	1.0200	1.0200
In-Process Volume [veh/h]	0	0	0	0	0	0	0	0	0	0	0	0
Site-Generated Trips [veh/h]	0	0	0	0	0	0	0	0	0	0	0	0
Diverted Trips [veh/h]	0	0	0	0	0	0	0	0	0	0	0	0
Pass-by Trips [veh/h]	0	0	0	0	0	0	0	0	0	0	0	0
Existing Site Adjustment Volume [veh/h]	0	0	0	0	0	0	0	0	0	0	0	0
Other Volume [veh/h]	0	0	0	0	0	0	0	0	0	0	0	0
Total Hourly Volume [veh/h]	1	26	117	2	26	0	0	2	2	115	4	6
Peak Hour Factor	0.8380	0.8380	0.8380	0.8380	0.8380	0.8380	0.8380	0.8380	0.8380	0.8380	0.8380	0.8380
Other Adjustment Factor	1.0000	1.0000	1.0000	1.0000	1.0000	1.0000	1.0000	1.0000	1.0000	1.0000	1.0000	1.0000
Total 15-Minute Volume [veh/h]	0	8	35	1	8	0	0	1	1	34	1	2
Total Analysis Volume [veh/h]	1	31	140	2	31	0	0	2	2	137	5	7
Pedestrian Volume [ped/h]	0			0			0			0		

Intersection Settings

Priority Scheme	Stop	Stop	Free	Free
Flared Lane	No	No		
Storage Area [veh]	0	0	0	0
Two-Stage Gap Acceptance	No	No		
Number of Storage Spaces in Median	0	0	0	0

Movement, Approach, & Intersection Results

V/C, Movement V/C Ratio	0.00	0.05	0.13	0.00	0.05	0.00	0.00	0.00	0.00	0.08	0.00	0.00
d_M, Delay for Movement [s/veh]	12.19	12.17	9.19	13.46	11.67	8.73	7.22	0.00	0.00	7.41	0.00	0.00
Movement LOS	B	B	A	B	B	A	A	A	A	A	A	A
95th-Percentile Queue Length [veh/ln]	0.68	0.68	0.68	0.19	0.19	0.19	0.00	0.00	0.00	0.28	0.28	0.28
95th-Percentile Queue Length [ft/ln]	16.88	16.88	16.88	4.65	4.65	4.65	0.00	0.00	0.00	6.96	6.96	6.96
d_A, Approach Delay [s/veh]	9.74			11.78			0.00			6.82		
Approach LOS	A			B			A			A		
d_I, Intersection Delay [s/veh]	8.60											
Intersection LOS	B											

Intersection Level Of Service Report
Intersection 11: SR-33 SB Ramps/Canada Larga Rd

Control Type:	Two-way stop	Delay (sec / veh):	9.9
Analysis Method:	HCM 7th Edition	Level Of Service:	A
Analysis Period:	15 minutes	Volume to Capacity (v/c):	0.005

Intersection Setup

Name	SR-33 SB Ramps			SR-33 SB Ramps			Canada Larga Road			Canada Larga Road		
Approach	Northbound			Southbound			Eastbound			Westbound		
Lane Configuration												
Turning Movement	Left	Thru	Right	Left	Thru	Right	Left	Thru	Right	Left	Thru	Right
Lane Width [ft]	12.00	12.00	12.00	12.00	12.00	12.00	12.00	12.00	12.00	12.00	12.00	12.00
No. of Lanes in Entry Pocket	0	0	0	0	0	1	0	0	0	0	0	0
Entry Pocket Length [ft]	100.00	100.00	100.00	100.00	100.00	100.00	100.00	100.00	100.00	100.00	100.00	100.00
No. of Lanes in Exit Pocket	0	0	0	0	0	0	0	0	0	0	0	0
Exit Pocket Length [ft]	0.00	0.00	0.00	0.00	0.00	0.00	0.00	0.00	0.00	0.00	0.00	0.00
Speed [mph]	30.00			30.00			30.00			30.00		
Grade [%]	0.00			0.00			0.00			0.00		
Crosswalk	No			Yes			Yes			No		

Volumes

Name	SR-33 SB Ramps			SR-33 SB Ramps			Canada Larga Road			Canada Larga Road		
Base Volume Input [veh/h]	0	0	0	3	0	38	0	33	87	4	86	0
Base Volume Adjustment Factor	1.0000	1.0000	1.0000	1.0000	1.0000	1.0000	1.0000	1.0000	1.0000	1.0000	1.0000	1.0000
Heavy Vehicles Percentage [%]	0.00	0.00	0.00	0.00	0.00	0.00	0.00	0.00	0.00	0.00	0.00	0.00
Growth Factor	1.0000	1.0000	1.0000	1.0200	1.0000	1.0200	1.0000	1.0200	1.0200	1.0200	1.0200	1.0000
In-Process Volume [veh/h]	0	0	0	0	0	0	0	0	0	0	0	0
Site-Generated Trips [veh/h]	0	0	0	0	0	0	0	0	0	0	0	0
Diverted Trips [veh/h]	0	0	0	0	0	0	0	0	0	0	0	0
Pass-by Trips [veh/h]	0	0	0	0	0	0	0	0	0	0	0	0
Existing Site Adjustment Volume [veh/h]	0	0	0	0	0	0	0	0	0	0	0	0
Other Volume [veh/h]	0	0	0	0	0	0	0	0	0	0	0	0
Total Hourly Volume [veh/h]	0	0	0	3	0	39	0	34	89	4	88	0
Peak Hour Factor	1.0000	1.0000	1.0000	0.7750	1.0000	0.7750	1.0000	0.7750	0.7750	0.7750	0.7750	1.0000
Other Adjustment Factor	1.0000	1.0000	1.0000	1.0000	1.0000	1.0000	1.0000	1.0000	1.0000	1.0000	1.0000	1.0000
Total 15-Minute Volume [veh/h]	0	0	0	1	0	13	0	11	29	1	28	0
Total Analysis Volume [veh/h]	0	0	0	4	0	50	0	44	115	5	114	0
Pedestrian Volume [ped/h]	0			0			0			0		

Intersection Settings

Priority Scheme	Stop	Stop	Free	Free
Flared Lane				
Storage Area [veh]	0	0	0	0
Two-Stage Gap Acceptance		No		
Number of Storage Spaces in Median	0	0	0	0

Movement, Approach, & Intersection Results

V/C, Movement V/C Ratio	0.00	0.00	0.00	0.01	0.00	0.05	0.00	0.00	0.00	0.00	0.00	0.00
d_M, Delay for Movement [s/veh]	0.00	0.00	0.00	9.95	0.00	9.03	0.00	0.00	0.00	7.52	0.00	0.00
Movement LOS				A		A		A	A	A	A	
95th-Percentile Queue Length [veh/ln]	0.00	0.00	0.00	0.02	0.00	0.17	0.00	0.00	0.00	0.01	0.01	0.00
95th-Percentile Queue Length [ft/ln]	0.00	0.00	0.00	0.41	0.00	4.19	0.00	0.00	0.00	0.21	0.21	0.00
d_A, Approach Delay [s/veh]	0.00			9.09			0.00			0.32		
Approach LOS	A			A			A			A		
d_I, Intersection Delay [s/veh]	1.59											
Intersection LOS	A											

Intersection Level Of Service Report
Intersection 12: SR-33 NB Ramps/Canada Larga Rd

Control Type:	Two-way stop	Delay (sec / veh):	9.6
Analysis Method:	HCM 7th Edition	Level Of Service:	A
Analysis Period:	15 minutes	Volume to Capacity (v/c):	0.114

Intersection Setup

Name	SR-33 NB Ramps			SR-33 NB Ramps			Canada Larga Road			Canada Larga Road		
Approach	Northbound			Southbound			Eastbound			Westbound		
Lane Configuration												
Turning Movement	Left	Thru	Right	Left	Thru	Right	Left	Thru	Right	Left	Thru	Right
Lane Width [ft]	12.00	12.00	12.00	12.00	12.00	12.00	12.00	12.00	12.00	12.00	12.00	12.00
No. of Lanes in Entry Pocket	0	0	1	0	0	0	0	0	0	0	0	0
Entry Pocket Length [ft]	100.00	100.00	100.00	100.00	100.00	100.00	100.00	100.00	100.00	100.00	100.00	100.00
No. of Lanes in Exit Pocket	0	0	0	0	0	0	0	0	0	0	0	0
Exit Pocket Length [ft]	0.00	0.00	0.00	0.00	0.00	0.00	0.00	0.00	0.00	0.00	0.00	0.00
Speed [mph]	30.00			30.00			30.00			30.00		
Grade [%]	0.00			0.00			0.00			0.00		
Crosswalk	No			No			No			No		

Volumes

Name	SR-33 NB Ramps			SR-33 NB Ramps			Canada Larga Road			Canada Larga Road		
Base Volume Input [veh/h]	86	0	4	0	0	0	31	3	0	0	4	5
Base Volume Adjustment Factor	1.0000	1.0000	1.0000	1.0000	1.0000	1.0000	1.0000	1.0000	1.0000	1.0000	1.0000	1.0000
Heavy Vehicles Percentage [%]	0.00	0.00	0.00	0.00	0.00	0.00	0.00	0.00	0.00	0.00	0.00	0.00
Growth Factor	1.0200	1.0000	1.0200	1.0000	1.0000	1.0000	1.0200	1.0200	1.0000	1.0000	1.0200	1.0200
In-Process Volume [veh/h]	0	0	0	0	0	0	0	0	0	0	0	0
Site-Generated Trips [veh/h]	0	0	0	0	0	0	0	0	0	0	0	0
Diverted Trips [veh/h]	0	0	0	0	0	0	0	0	0	0	0	0
Pass-by Trips [veh/h]	0	0	0	0	0	0	0	0	0	0	0	0
Existing Site Adjustment Volume [veh/h]	0	0	0	0	0	0	0	0	0	0	0	0
Other Volume [veh/h]	0	0	0	0	0	0	0	0	0	0	0	0
Total Hourly Volume [veh/h]	88	0	4	0	0	0	32	3	0	0	4	5
Peak Hour Factor	0.8750	1.0000	0.8750	1.0000	1.0000	1.0000	0.8750	0.8750	1.0000	1.0000	0.8750	0.8750
Other Adjustment Factor	1.0000	1.0000	1.0000	1.0000	1.0000	1.0000	1.0000	1.0000	1.0000	1.0000	1.0000	1.0000
Total 15-Minute Volume [veh/h]	25	0	1	0	0	0	9	1	0	0	1	1
Total Analysis Volume [veh/h]	101	0	5	0	0	0	37	3	0	0	5	6
Pedestrian Volume [ped/h]	0			0			0			0		

Intersection Settings

Priority Scheme	Stop	Stop	Free	Free
Flared Lane				
Storage Area [veh]	0	0	0	0
Two-Stage Gap Acceptance	No			
Number of Storage Spaces in Median	0	0	0	0

Movement, Approach, & Intersection Results

V/C, Movement V/C Ratio	0.11	0.00	0.00	0.00	0.00	0.00	0.02	0.00	0.00	0.00	0.00	0.00
d_M, Delay for Movement [s/veh]	9.59	0.00	8.33	0.00	0.00	0.00	7.26	0.00	0.00	0.00	0.00	0.00
Movement LOS	A		A				A	A			A	A
95th-Percentile Queue Length [veh/ln]	0.38	0.00	0.01	0.00	0.00	0.00	0.06	0.06	0.00	0.00	0.00	0.00
95th-Percentile Queue Length [ft/ln]	9.62	0.00	0.35	0.00	0.00	0.00	1.62	1.62	0.00	0.00	0.00	0.00
d_A, Approach Delay [s/veh]	9.53			0.00			6.72			0.00		
Approach LOS	A			A			A			A		
d_I, Intersection Delay [s/veh]	8.15											
Intersection LOS	A											

OPENING YEAR (2024) PLUS PROJECT CONDITIONS (EACP)

Ventura Ranch Farmworker Housing

Vistro File: C:\...\JDS22002 Base.vistro
Report File: C:\...\EACP PM.pdf

Scenario 6 EACP PM
1/17/2024

Intersection Analysis Summary

ID	Intersection Name	Control Type	Method	Worst Mvmt	V/C	Delay (s/veh)	LOS
1	N. Ventura Ave/Shell Rd	Two-way stop	HCM 7th Edition	EB Left	0.346	15.4	C
2	N. Ventura Ave/Crooked Palm Rd	Two-way stop	HCM 7th Edition	EB Left	0.003	10.5	B
3	N. Ventura Ave/McKee St	Two-way stop	HCM 7th Edition	WB Left	0.033	11.5	B
4	N. Ventura Ave/Holt St	Two-way stop	HCM 7th Edition	SB Left	0.007	11.7	B
5	N. Ventura Ave/Fraser Ln	Two-way stop	HCM 7th Edition	WB Left	0.029	10.3	B
6	N. Ventura Ave/Bard Ln	Two-way stop	HCM 7th Edition	WB Left	0.008	10.7	B
7	N. Ventura Ave/Los Cabos Ln	Two-way stop	HCM 7th Edition	WB Left	0.025	10.2	B
8	N. Ventura Ave/Norway Dr	Two-way stop	HCM 7th Edition	WB Left	0.043	12.0	B
9	N. Ventura Ave/Crooked Palm Rd	Two-way stop	HCM 7th Edition	EB Left	0.003	10.8	B
10	N. Ventura Ave/Canada Larga Rd	Two-way stop	HCM 7th Edition	SB Left	0.021	16.4	C
11	SR-33 SB Ramps/Canada Larga Rd	Two-way stop	HCM 7th Edition	SB Left	0.004	10.4	B
12	SR-33 NB Ramps/Canada Larga Rd	Two-way stop	HCM 7th Edition	NB Left	0.187	10.5	B
13	N. Ventura Ave/Project Dwy #1	Two-way stop	HCM 7th Edition	WB Left	0.015	11.0	B
14	N. Ventura Ave/Project Dwy #2	Two-way stop	HCM 7th Edition	WB Left	0.012	10.7	B

V/C, Delay, LOS: For two-way stop, these values are taken from the movement with the worst (highest) delay value. For all other control types, they are taken for the whole intersection.

Intersection Level Of Service Report
Intersection 1: N. Ventura Ave/Shell Rd

Control Type:	Two-way stop	Delay (sec / veh):	15.4
Analysis Method:	HCM 7th Edition	Level Of Service:	C
Analysis Period:	15 minutes	Volume to Capacity (v/c):	0.346

Intersection Setup

Name	N. Ventura Avenue			N. Ventura Avenue			Shell Road			Shell Road		
Approach	Northbound			Southbound			Eastbound			Westbound		
Lane Configuration												
Turning Movement	Left	Thru	Right	Left	Thru	Right	Left	Thru	Right	Left	Thru	Right
Lane Width [ft]	12.00	12.00	12.00	12.00	12.00	12.00	12.00	12.00	12.00	12.00	12.00	12.00
No. of Lanes in Entry Pocket	1	0	0	1	0	0	0	0	0	0	0	0
Entry Pocket Length [ft]	100.00	100.00	100.00	100.00	100.00	100.00	100.00	100.00	100.00	100.00	100.00	100.00
No. of Lanes in Exit Pocket	0	0	0	0	0	0	0	0	0	0	0	0
Exit Pocket Length [ft]	0.00	0.00	0.00	0.00	0.00	0.00	0.00	0.00	0.00	0.00	0.00	0.00
Speed [mph]	30.00			30.00			30.00			30.00		
Grade [%]	0.00			0.00			0.00			0.00		
Crosswalk	Yes			Yes			Yes			Yes		

Volumes

Name	N. Ventura Avenue			N. Ventura Avenue			Shell Road			Shell Road		
Base Volume Input [veh/h]	40	133	0	0	106	94	148	1	60	8	9	0
Base Volume Adjustment Factor	1.0000	1.0000	1.0000	1.0000	1.0000	1.0000	1.0000	1.0000	1.0000	1.0000	1.0000	1.0000
Heavy Vehicles Percentage [%]	0.00	0.00	0.00	0.00	0.00	0.00	0.00	0.00	0.00	0.00	0.00	0.00
Growth Factor	1.0200	1.0200	1.0200	1.0200	1.0200	1.0200	1.0200	1.0200	1.0200	1.0200	1.0200	1.0200
In-Process Volume [veh/h]	0	0	0	0	0	0	0	0	0	0	0	0
Site-Generated Trips [veh/h]	0	26	0	0	16	0	0	0	0	0	0	0
Diverted Trips [veh/h]	0	0	0	0	0	0	0	0	0	0	0	0
Pass-by Trips [veh/h]	0	0	0	0	0	0	0	0	0	0	0	0
Existing Site Adjustment Volume [veh/h]	0	0	0	0	0	0	0	0	0	0	0	0
Other Volume [veh/h]	0	0	0	0	0	0	0	0	0	0	0	0
Total Hourly Volume [veh/h]	41	162	0	0	124	96	151	1	61	8	9	0
Peak Hour Factor	0.9020	0.9020	0.9020	0.9020	0.9020	0.9020	0.9020	0.9020	0.9020	0.9020	0.9020	0.9020
Other Adjustment Factor	1.0000	1.0000	1.0000	1.0000	1.0000	1.0000	1.0000	1.0000	1.0000	1.0000	1.0000	1.0000
Total 15-Minute Volume [veh/h]	11	45	0	0	34	27	42	0	17	2	2	0
Total Analysis Volume [veh/h]	45	180	0	0	137	106	167	1	68	9	10	0
Pedestrian Volume [ped/h]	0			0			0			0		

Intersection Settings

Priority Scheme	Free	Free	Stop	Stop
Flared Lane			Yes	No
Storage Area [veh]	0	0	1	0
Two-Stage Gap Acceptance			No	No
Number of Storage Spaces in Median	0	0	0	0

Movement, Approach, & Intersection Results

V/C, Movement V/C Ratio	0.03	0.00	0.00	0.00	0.00	0.00	0.35	0.00	0.08	0.02	0.02	0.00
d_M, Delay for Movement [s/veh]	7.79	0.00	0.00	7.56	0.00	0.00	15.43	15.42	12.19	13.66	13.33	9.51
Movement LOS	A	A	A	A	A	A	C	C	B	B	B	A
95th-Percentile Queue Length [veh/ln]	0.10	0.00	0.00	0.00	0.00	0.00	1.61	1.61	1.61	0.13	0.13	0.13
95th-Percentile Queue Length [ft/ln]	2.61	0.00	0.00	0.00	0.00	0.00	40.35	40.35	40.35	3.35	3.35	3.35
d_A, Approach Delay [s/veh]	1.56			0.00			14.50			13.49		
Approach LOS	A			A			B			B		
d_I, Intersection Delay [s/veh]	5.57											
Intersection LOS	C											

Intersection Level Of Service Report
Intersection 2: N. Ventura Ave/Crooked Palm Rd

Control Type:	Two-way stop	Delay (sec / veh):	10.5
Analysis Method:	HCM 7th Edition	Level Of Service:	B
Analysis Period:	15 minutes	Volume to Capacity (v/c):	0.003

Intersection Setup

Name	N. Ventura Avenue		N. Ventura Avenue		Crooked Palm Road	
Approach	Northbound		Southbound		Eastbound	
Lane Configuration						
Turning Movement	Left	Thru	Thru	Right	Left	Right
Lane Width [ft]	12.00	12.00	12.00	12.00	12.00	12.00
No. of Lanes in Entry Pocket	1	0	0	0	0	1
Entry Pocket Length [ft]	100.00	100.00	100.00	100.00	100.00	100.00
No. of Lanes in Exit Pocket	0	0	0	0	0	0
Exit Pocket Length [ft]	0.00	0.00	0.00	0.00	0.00	0.00
Speed [mph]	30.00		30.00		30.00	
Grade [%]	0.00		0.00		0.00	
Crosswalk	Yes		Yes		Yes	

Volumes

Name	N. Ventura Avenue		N. Ventura Avenue		Crooked Palm Road	
Base Volume Input [veh/h]	3	251	186	2	2	15
Base Volume Adjustment Factor	1.0000	1.0000	1.0000	1.0000	1.0000	1.0000
Heavy Vehicles Percentage [%]	0.00	0.00	0.00	0.00	0.00	0.00
Growth Factor	1.0200	1.0200	1.0200	1.0200	1.0200	1.0200
In-Process Volume [veh/h]	0	0	0	0	0	0
Site-Generated Trips [veh/h]	0	26	16	0	0	0
Diverted Trips [veh/h]	0	0	0	0	0	0
Pass-by Trips [veh/h]	0	0	0	0	0	0
Existing Site Adjustment Volume [veh/h]	0	0	0	0	0	0
Other Volume [veh/h]	0	0	0	0	0	0
Total Hourly Volume [veh/h]	3	282	206	2	2	15
Peak Hour Factor	0.9450	0.9450	0.9450	0.9450	0.9450	0.9450
Other Adjustment Factor	1.0000	1.0000	1.0000	1.0000	1.0000	1.0000
Total 15-Minute Volume [veh/h]	1	75	54	1	1	4
Total Analysis Volume [veh/h]	3	298	218	2	2	16
Pedestrian Volume [ped/h]	0		0		0	

Intersection Settings

Priority Scheme	Free	Free	Stop
Flared Lane			
Storage Area [veh]	0	0	0
Two-Stage Gap Acceptance			Yes
Number of Storage Spaces in Median	0	0	2

Movement, Approach, & Intersection Results

V/C, Movement V/C Ratio	0.00	0.00	0.00	0.00	0.00	0.02
d_M, Delay for Movement [s/veh]	7.65	0.00	0.00	0.00	10.49	9.45
Movement LOS	A	A	A	A	B	A
95th-Percentile Queue Length [veh/ln]	0.01	0.00	0.00	0.00	0.01	0.06
95th-Percentile Queue Length [ft/ln]	0.17	0.00	0.00	0.00	0.23	1.48
d_A, Approach Delay [s/veh]	0.08		0.00		9.56	
Approach LOS	A		A		A	
d_I, Intersection Delay [s/veh]	0.36					
Intersection LOS	B					

Intersection Level Of Service Report
Intersection 3: N. Ventura Ave/McKee St

Control Type:	Two-way stop	Delay (sec / veh):	11.5
Analysis Method:	HCM 7th Edition	Level Of Service:	B
Analysis Period:	15 minutes	Volume to Capacity (v/c):	0.033

Intersection Setup

Name	N. Ventura Avenue		N. Ventura Avenue		Mckee Street	
Approach	Northbound		Southbound		Westbound	
Lane Configuration						
Turning Movement	Thru	Right	Left	Thru	Left	Right
Lane Width [ft]	12.00	12.00	12.00	12.00	12.00	12.00
No. of Lanes in Entry Pocket	0	0	1	0	0	0
Entry Pocket Length [ft]	100.00	100.00	100.00	100.00	100.00	100.00
No. of Lanes in Exit Pocket	0	0	0	0	0	0
Exit Pocket Length [ft]	0.00	0.00	0.00	0.00	0.00	0.00
Speed [mph]	30.00		30.00		30.00	
Grade [%]	0.00		0.00		0.00	
Crosswalk	No		Yes		No	

Volumes

Name	N. Ventura Avenue		N. Ventura Avenue		Mckee Street	
Base Volume Input [veh/h]	163	44	10	137	17	7
Base Volume Adjustment Factor	1.0000	1.0000	1.0000	1.0000	1.0000	1.0000
Heavy Vehicles Percentage [%]	0.00	0.00	0.00	0.00	0.00	0.00
Growth Factor	1.0200	1.0200	1.0200	1.0200	1.0200	1.0200
In-Process Volume [veh/h]	0	0	0	0	0	0
Site-Generated Trips [veh/h]	26	0	0	16	0	0
Diverted Trips [veh/h]	0	0	0	0	0	0
Pass-by Trips [veh/h]	0	0	0	0	0	0
Existing Site Adjustment Volume [veh/h]	0	0	0	0	0	0
Other Volume [veh/h]	0	0	0	0	0	0
Total Hourly Volume [veh/h]	192	45	10	156	17	7
Peak Hour Factor	0.8940	0.8940	0.8940	0.8940	0.8940	0.8940
Other Adjustment Factor	1.0000	1.0000	1.0000	1.0000	1.0000	1.0000
Total 15-Minute Volume [veh/h]	54	13	3	44	5	2
Total Analysis Volume [veh/h]	215	50	11	174	19	8
Pedestrian Volume [ped/h]	0		0		0	

Intersection Settings

Priority Scheme	Free	Free	Stop
Flared Lane			No
Storage Area [veh]	0	0	0
Two-Stage Gap Acceptance			No
Number of Storage Spaces in Median	0	0	0

Movement, Approach, & Intersection Results

V/C, Movement V/C Ratio	0.00	0.00	0.01	0.00	0.03	0.01
d_M, Delay for Movement [s/veh]	0.00	0.00	7.77	0.00	11.50	9.73
Movement LOS	A	A	A	A	B	A
95th-Percentile Queue Length [veh/ln]	0.00	0.00	0.03	0.00	0.13	0.13
95th-Percentile Queue Length [ft/ln]	0.00	0.00	0.63	0.00	3.36	3.36
d_A, Approach Delay [s/veh]	0.00		0.46		10.98	
Approach LOS	A		A		B	
d_I, Intersection Delay [s/veh]	0.80					
Intersection LOS	B					

Intersection Level Of Service Report
Intersection 4: N. Ventura Ave/Holt St

Control Type:	Two-way stop	Delay (sec / veh):	11.7
Analysis Method:	HCM 7th Edition	Level Of Service:	B
Analysis Period:	15 minutes	Volume to Capacity (v/c):	0.007

Intersection Setup

Name	N. Ventura Avenue			N. Ventura Avenue			Holt Street			Holt Street		
Approach	Northbound			Southbound			Eastbound			Westbound		
Lane Configuration												
Turning Movement	Left	Thru	Right	Left	Thru	Right	Left	Thru	Right	Left	Thru	Right
Lane Width [ft]	12.00	12.00	12.00	12.00	12.00	12.00	12.00	12.00	12.00	12.00	12.00	12.00
No. of Lanes in Entry Pocket	1	0	0	1	0	0	0	0	0	0	0	0
Entry Pocket Length [ft]	100.00	100.00	100.00	100.00	100.00	100.00	100.00	100.00	100.00	100.00	100.00	100.00
No. of Lanes in Exit Pocket	0	0	0	0	0	0	0	0	0	0	0	0
Exit Pocket Length [ft]	0.00	0.00	0.00	0.00	0.00	0.00	0.00	0.00	0.00	0.00	0.00	0.00
Speed [mph]	30.00			30.00			30.00			30.00		
Grade [%]	0.00			0.00			0.00			0.00		
Crosswalk	No			No			Yes			No		

Volumes

Name	N. Ventura Avenue			N. Ventura Avenue			Holt Street			Holt Street		
Base Volume Input [veh/h]	0	174	20	3	104	0	0	0	18	14	0	5
Base Volume Adjustment Factor	1.0000	1.0000	1.0000	1.0000	1.0000	1.0000	1.0000	1.0000	1.0000	1.0000	1.0000	1.0000
Heavy Vehicles Percentage [%]	0.00	0.00	0.00	0.00	0.00	0.00	0.00	0.00	0.00	0.00	0.00	0.00
Growth Factor	1.0200	1.0200	1.0200	1.0200	1.0200	1.0200	1.0200	1.0200	1.0200	1.0200	1.0200	1.0200
In-Process Volume [veh/h]	0	0	0	0	0	0	0	0	0	0	0	0
Site-Generated Trips [veh/h]	0	26	0	0	16	0	0	0	0	0	0	0
Diverted Trips [veh/h]	0	0	0	0	0	0	0	0	0	0	0	0
Pass-by Trips [veh/h]	0	0	0	0	0	0	0	0	0	0	0	0
Existing Site Adjustment Volume [veh/h]	0	0	0	0	0	0	0	0	0	0	0	0
Other Volume [veh/h]	0	0	0	0	0	0	0	0	0	0	0	0
Total Hourly Volume [veh/h]	0	203	20	3	122	0	0	0	18	14	0	5
Peak Hour Factor	1.0000	0.8450	0.8450	0.8450	0.8450	1.0000	0.8450	0.8450	0.8450	0.8450	1.0000	0.8450
Other Adjustment Factor	1.0000	1.0000	1.0000	1.0000	1.0000	1.0000	1.0000	1.0000	1.0000	1.0000	1.0000	1.0000
Total 15-Minute Volume [veh/h]	0	60	6	1	36	0	0	0	5	4	0	1
Total Analysis Volume [veh/h]	0	240	24	4	144	0	0	0	21	17	0	6
Pedestrian Volume [ped/h]	0			0			0			0		

Intersection Settings

Priority Scheme	Stop	Stop	Free	Free
Flared Lane	No	No		
Storage Area [veh]	0	0	0	0
Two-Stage Gap Acceptance	No	No		
Number of Storage Spaces in Median	0	0	0	0

Movement, Approach, & Intersection Results

V/C, Movement V/C Ratio	0.00	0.29	0.02	0.01	0.17	0.00	0.00	0.00	0.00	0.01	0.00	0.00
d_M, Delay for Movement [s/veh]	10.11	11.19	10.22	11.66	10.26	9.23	7.21	0.00	0.00	7.27	0.00	0.00
Movement LOS	B	B	B	B	B	A	A	A	A	A	A	A
95th-Percentile Queue Length [veh/ln]	0.00	1.32	1.32	0.02	0.63	0.63	0.00	0.00	0.00	0.03	0.03	0.03
95th-Percentile Queue Length [ft/ln]	0.00	33.01	33.01	0.56	15.67	15.67	0.00	0.00	0.00	0.86	0.86	0.86
d_A, Approach Delay [s/veh]	11.10			10.30			0.00			5.37		
Approach LOS	B			B			A			A		
d_I, Intersection Delay [s/veh]	10.04											
Intersection LOS	B											

Intersection Level Of Service Report
Intersection 5: N. Ventura Ave/Fraser Ln

Control Type:	Two-way stop	Delay (sec / veh):	10.3
Analysis Method:	HCM 7th Edition	Level Of Service:	B
Analysis Period:	15 minutes	Volume to Capacity (v/c):	0.029

Intersection Setup

Name	N. Ventura Avenue			N. Ventura Avenue			Fraser Lane			Fraser Lane		
Approach	Northbound			Southbound			Eastbound			Westbound		
Lane Configuration												
Turning Movement	Left	Thru	Right	Left	Thru	Right	Left	Thru	Right	Left	Thru	Right
Lane Width [ft]	12.00	12.00	12.00	12.00	12.00	12.00	12.00	12.00	12.00	12.00	12.00	12.00
No. of Lanes in Entry Pocket	1	0	0	1	0	0	0	0	0	0	0	0
Entry Pocket Length [ft]	100.00	100.00	100.00	100.00	100.00	100.00	100.00	100.00	100.00	100.00	100.00	100.00
No. of Lanes in Exit Pocket	0	0	0	0	0	0	0	0	0	0	0	0
Exit Pocket Length [ft]	0.00	0.00	0.00	0.00	0.00	0.00	0.00	0.00	0.00	0.00	0.00	0.00
Speed [mph]	30.00			30.00			30.00			30.00		
Grade [%]	0.00			0.00			0.00			0.00		
Crosswalk	No			No			No			No		

Volumes

Name	N. Ventura Avenue			N. Ventura Avenue			Fraser Lane			Fraser Lane		
Base Volume Input [veh/h]	7	144	20	2	80	1	1	0	7	17	0	4
Base Volume Adjustment Factor	1.0000	1.0000	1.0000	1.0000	1.0000	1.0000	1.0000	1.0000	1.0000	1.0000	1.0000	1.0000
Heavy Vehicles Percentage [%]	0.00	0.00	0.00	0.00	0.00	0.00	0.00	0.00	0.00	0.00	0.00	0.00
Growth Factor	1.0200	1.0200	1.0200	1.0200	1.0200	1.0200	1.0200	1.0200	1.0200	1.0200	1.0200	1.0200
In-Process Volume [veh/h]	0	0	0	0	0	0	0	0	0	0	0	0
Site-Generated Trips [veh/h]	0	26	0	0	16	0	0	0	0	0	0	0
Diverted Trips [veh/h]	0	0	0	0	0	0	0	0	0	0	0	0
Pass-by Trips [veh/h]	0	0	0	0	0	0	0	0	0	0	0	0
Existing Site Adjustment Volume [veh/h]	0	0	0	0	0	0	0	0	0	0	0	0
Other Volume [veh/h]	0	0	0	0	0	0	0	0	0	0	0	0
Total Hourly Volume [veh/h]	7	173	20	2	98	1	1	0	7	17	0	4
Peak Hour Factor	0.8520	0.8520	0.8520	0.8520	0.8520	0.8520	0.8520	0.8520	0.8520	0.8520	0.8520	0.8520
Other Adjustment Factor	1.0000	1.0000	1.0000	1.0000	1.0000	1.0000	1.0000	1.0000	1.0000	1.0000	1.0000	1.0000
Total 15-Minute Volume [veh/h]	2	51	6	1	29	0	0	0	2	5	0	1
Total Analysis Volume [veh/h]	8	203	23	2	115	1	1	0	8	20	0	5
Pedestrian Volume [ped/h]	0			0			0			0		

Intersection Settings

Priority Scheme	Free	Free	Stop	Stop
Flared Lane			No	No
Storage Area [veh]	0	0	0	0
Two-Stage Gap Acceptance			Yes	Yes
Number of Storage Spaces in Median	0	0	2	2

Movement, Approach, & Intersection Results

V/C, Movement V/C Ratio	0.01	0.00	0.00	0.00	0.00	0.00	0.00	0.00	0.01	0.03	0.00	0.01
d_M, Delay for Movement [s/veh]	7.44	0.00	0.00	7.66	0.00	0.00	10.20	10.63	8.86	10.33	10.71	9.51
Movement LOS	A	A	A	A	A	A	B	B	A	B	B	A
95th-Percentile Queue Length [veh/ln]	0.02	0.00	0.00	0.00	0.00	0.00	0.03	0.03	0.03	0.11	0.11	0.11
95th-Percentile Queue Length [ft/ln]	0.41	0.00	0.00	0.11	0.00	0.00	0.75	0.75	0.75	2.69	2.69	2.69
d_A, Approach Delay [s/veh]	0.25			0.13			9.01			10.16		
Approach LOS	A			A			A			B		
d_I, Intersection Delay [s/veh]	1.06											
Intersection LOS	B											

Intersection Level Of Service Report
Intersection 6: N. Ventura Ave/Bard Ln

Control Type:	Two-way stop	Delay (sec / veh):	10.7
Analysis Method:	HCM 7th Edition	Level Of Service:	B
Analysis Period:	15 minutes	Volume to Capacity (v/c):	0.008

Intersection Setup

Name	N. Ventura Avenue			N. Ventura Avenue			Bard Lane			Bard Lane		
Approach	Northbound			Southbound			Eastbound			Westbound		
Lane Configuration												
Turning Movement	Left	Thru	Right	Left	Thru	Right	Left	Thru	Right	Left	Thru	Right
Lane Width [ft]	12.00	12.00	12.00	12.00	12.00	12.00	12.00	12.00	12.00	12.00	12.00	12.00
No. of Lanes in Entry Pocket	1	0	0	1	0	0	0	0	0	0	0	0
Entry Pocket Length [ft]	100.00	100.00	100.00	100.00	100.00	100.00	100.00	100.00	100.00	100.00	100.00	100.00
No. of Lanes in Exit Pocket	0	0	0	0	0	0	0	0	0	0	0	0
Exit Pocket Length [ft]	0.00	0.00	0.00	0.00	0.00	0.00	0.00	0.00	0.00	0.00	0.00	0.00
Speed [mph]	30.00			30.00			30.00			30.00		
Grade [%]	0.00			0.00			0.00			0.00		
Crosswalk	No			No			No			No		

Volumes

Name	N. Ventura Avenue			N. Ventura Avenue			Bard Lane			Bard Lane		
Base Volume Input [veh/h]	0	128	12	3	93	1	0	0	0	4	0	1
Base Volume Adjustment Factor	1.0000	1.0000	1.0000	1.0000	1.0000	1.0000	1.0000	1.0000	1.0000	1.0000	1.0000	1.0000
Heavy Vehicles Percentage [%]	0.00	0.00	0.00	0.00	0.00	0.00	0.00	0.00	0.00	0.00	0.00	0.00
Growth Factor	1.0200	1.0200	1.0200	1.0200	1.0200	1.0200	1.0000	1.0000	1.0000	1.0200	1.0200	1.0200
In-Process Volume [veh/h]	0	0	0	0	0	0	0	0	0	0	0	0
Site-Generated Trips [veh/h]	0	26	0	0	16	0	0	0	0	0	0	0
Diverted Trips [veh/h]	0	0	0	0	0	0	0	0	0	0	0	0
Pass-by Trips [veh/h]	0	0	0	0	0	0	0	0	0	0	0	0
Existing Site Adjustment Volume [veh/h]	0	0	0	0	0	0	0	0	0	0	0	0
Other Volume [veh/h]	0	0	0	0	0	0	0	0	0	0	0	0
Total Hourly Volume [veh/h]	0	157	12	3	111	1	0	0	0	4	0	1
Peak Hour Factor	0.8800	0.8800	0.8800	0.8800	0.8800	0.8800	1.0000	1.0000	1.0000	0.8800	0.8800	0.8800
Other Adjustment Factor	1.0000	1.0000	1.0000	1.0000	1.0000	1.0000	1.0000	1.0000	1.0000	1.0000	1.0000	1.0000
Total 15-Minute Volume [veh/h]	0	45	3	1	32	0	0	0	0	1	0	0
Total Analysis Volume [veh/h]	0	178	14	3	126	1	0	0	0	5	0	1
Pedestrian Volume [ped/h]	0			0			0			0		

Intersection Settings

Priority Scheme	Free	Free	Stop	Stop
Flared Lane				No
Storage Area [veh]	0	0	0	0
Two-Stage Gap Acceptance				No
Number of Storage Spaces in Median	0	0	0	0

Movement, Approach, & Intersection Results

V/C, Movement V/C Ratio	0.00	0.00	0.00	0.00	0.00	0.00	0.00	0.00	0.00	0.01	0.00	0.00
d_M, Delay for Movement [s/veh]	7.45	0.00	0.00	7.59	0.00	0.00	0.00	0.00	0.00	10.69	11.05	9.22
Movement LOS	A	A	A	A	A	A				B	B	A
95th-Percentile Queue Length [veh/ln]	0.00	0.00	0.00	0.01	0.00	0.00	0.00	0.00	0.00	0.03	0.03	0.03
95th-Percentile Queue Length [ft/ln]	0.00	0.00	0.00	0.16	0.00	0.00	0.00	0.00	0.00	0.68	0.68	0.68
d_A, Approach Delay [s/veh]	0.00			0.18			0.00			10.45		
Approach LOS	A			A			A			B		
d_I, Intersection Delay [s/veh]	0.26											
Intersection LOS	B											

Intersection Level Of Service Report
Intersection 7: N. Ventura Ave/Los Cabos Ln

Control Type:	Two-way stop	Delay (sec / veh):	10.2
Analysis Method:	HCM 7th Edition	Level Of Service:	B
Analysis Period:	15 minutes	Volume to Capacity (v/c):	0.025

Intersection Setup

Name	N. Ventura Avenue		N. Ventura Avenue		Los Cabos Lane	
Approach	Northbound		Southbound		Westbound	
Lane Configuration						
Turning Movement	Thru	Right	Left	Thru	Left	Right
Lane Width [ft]	12.00	12.00	12.00	12.00	12.00	12.00
No. of Lanes in Entry Pocket	0	0	1	0	0	0
Entry Pocket Length [ft]	100.00	100.00	100.00	100.00	100.00	100.00
No. of Lanes in Exit Pocket	0	0	0	0	0	0
Exit Pocket Length [ft]	0.00	0.00	0.00	0.00	0.00	0.00
Speed [mph]	30.00		30.00		30.00	
Grade [%]	0.00		0.00		0.00	
Crosswalk	No		Yes		No	

Volumes

Name	N. Ventura Avenue		N. Ventura Avenue		Los Cabos Lane	
Base Volume Input [veh/h]	104	24	5	80	16	4
Base Volume Adjustment Factor	1.0000	1.0000	1.0000	1.0000	1.0000	1.0000
Heavy Vehicles Percentage [%]	0.00	0.00	0.00	0.00	0.00	0.00
Growth Factor	1.0200	1.0200	1.0200	1.0200	1.0200	1.0200
In-Process Volume [veh/h]	0	0	0	0	0	0
Site-Generated Trips [veh/h]	26	0	0	16	0	0
Diverted Trips [veh/h]	0	0	0	0	0	0
Pass-by Trips [veh/h]	0	0	0	0	0	0
Existing Site Adjustment Volume [veh/h]	0	0	0	0	0	0
Other Volume [veh/h]	0	0	0	0	0	0
Total Hourly Volume [veh/h]	132	24	5	98	16	4
Peak Hour Factor	0.9100	0.9100	0.9100	0.9100	0.9100	0.9100
Other Adjustment Factor	1.0000	1.0000	1.0000	1.0000	1.0000	1.0000
Total 15-Minute Volume [veh/h]	36	7	1	27	4	1
Total Analysis Volume [veh/h]	145	26	5	108	18	4
Pedestrian Volume [ped/h]	0		0		0	

Intersection Settings

Priority Scheme	Free	Free	Stop
Flared Lane			No
Storage Area [veh]	0	0	0
Two-Stage Gap Acceptance			No
Number of Storage Spaces in Median	0	0	0

Movement, Approach, & Intersection Results

V/C, Movement V/C Ratio	0.00	0.00	0.00	0.00	0.03	0.00
d_M, Delay for Movement [s/veh]	0.00	0.00	7.55	0.00	10.18	9.18
Movement LOS	A	A	A	A	B	A
95th-Percentile Queue Length [veh/ln]	0.00	0.00	0.01	0.00	0.09	0.09
95th-Percentile Queue Length [ft/ln]	0.00	0.00	0.27	0.00	2.29	2.29
d_A, Approach Delay [s/veh]	0.00		0.33		10.00	
Approach LOS	A		A		A	
d_I, Intersection Delay [s/veh]	0.84					
Intersection LOS	B					

Intersection Level Of Service Report
Intersection 8: N. Ventura Ave/Norway Dr

Control Type:	Two-way stop	Delay (sec / veh):	12.0
Analysis Method:	HCM 7th Edition	Level Of Service:	B
Analysis Period:	15 minutes	Volume to Capacity (v/c):	0.043

Intersection Setup

Name	N. Ventura Avenue		N. Ventura Avenue		Norway Drive	
Approach	Northbound		Southbound		Westbound	
Lane Configuration						
Turning Movement	Thru	Right	Left	Thru	Left	Right
Lane Width [ft]	12.00	12.00	12.00	12.00	12.00	12.00
No. of Lanes in Entry Pocket	0	0	1	0	0	0
Entry Pocket Length [ft]	100.00	100.00	100.00	100.00	100.00	100.00
No. of Lanes in Exit Pocket	0	0	0	0	0	0
Exit Pocket Length [ft]	0.00	0.00	0.00	0.00	0.00	0.00
Speed [mph]	30.00		30.00		30.00	
Grade [%]	0.00		0.00		0.00	
Crosswalk	No		No		No	

Volumes

Name	N. Ventura Avenue		N. Ventura Avenue		Norway Drive	
Base Volume Input [veh/h]	49	56	66	55	22	34
Base Volume Adjustment Factor	1.0000	1.0000	1.0000	1.0000	1.0000	1.0000
Heavy Vehicles Percentage [%]	0.00	0.00	0.00	0.00	0.00	0.00
Growth Factor	1.0200	1.0200	1.0200	1.0200	1.0200	1.0200
In-Process Volume [veh/h]	0	0	0	0	0	0
Site-Generated Trips [veh/h]	46	0	0	78	0	0
Diverted Trips [veh/h]	0	0	0	0	0	0
Pass-by Trips [veh/h]	0	0	0	0	0	0
Existing Site Adjustment Volume [veh/h]	0	0	0	0	0	0
Other Volume [veh/h]	0	0	0	0	0	0
Total Hourly Volume [veh/h]	96	57	67	134	22	35
Peak Hour Factor	0.9040	0.9040	0.9040	0.9040	0.9040	0.9040
Other Adjustment Factor	1.0000	1.0000	1.0000	1.0000	1.0000	1.0000
Total 15-Minute Volume [veh/h]	27	16	19	37	6	10
Total Analysis Volume [veh/h]	106	63	74	148	24	39
Pedestrian Volume [ped/h]	0		0		0	

Intersection Settings

Priority Scheme	Free	Free	Stop
Flared Lane			No
Storage Area [veh]	0	0	0
Two-Stage Gap Acceptance			No
Number of Storage Spaces in Median	0	0	0

Movement, Approach, & Intersection Results

V/C, Movement V/C Ratio	0.00	0.00	0.05	0.00	0.04	0.04
d_M, Delay for Movement [s/veh]	0.00	0.00	7.67	0.00	11.97	9.39
Movement LOS	A	A	A	A	B	A
95th-Percentile Queue Length [veh/ln]	0.00	0.00	0.16	0.00	0.28	0.28
95th-Percentile Queue Length [ft/ln]	0.00	0.00	4.12	0.00	7.03	7.03
d_A, Approach Delay [s/veh]	0.00		2.56		10.37	
Approach LOS	A		A		B	
d_I, Intersection Delay [s/veh]	2.69					
Intersection LOS	B					

Intersection Level Of Service Report
Intersection 9: N. Ventura Ave/Crooked Palm Rd

Control Type:	Two-way stop	Delay (sec / veh):	10.8
Analysis Method:	HCM 7th Edition	Level Of Service:	B
Analysis Period:	15 minutes	Volume to Capacity (v/c):	0.003

Intersection Setup

Name	N. Ventura Avenue		N. Ventura Avenue		Crooked Palm Road	
Approach	Northbound		Southbound		Eastbound	
Lane Configuration						
Turning Movement	Left	Thru	Thru	Right	Left	Right
Lane Width [ft]	12.00	12.00	12.00	12.00	12.00	12.00
No. of Lanes in Entry Pocket	1	0	0	0	0	1
Entry Pocket Length [ft]	100.00	100.00	100.00	100.00	100.00	100.00
No. of Lanes in Exit Pocket	0	0	0	0	0	0
Exit Pocket Length [ft]	0.00	0.00	0.00	0.00	0.00	0.00
Speed [mph]	30.00		30.00		30.00	
Grade [%]	0.00		0.00		0.00	
Crosswalk	No		No		No	

Volumes

Name	N. Ventura Avenue		N. Ventura Avenue		Crooked Palm Road	
Base Volume Input [veh/h]	2	82	128	3	2	1
Base Volume Adjustment Factor	1.0000	1.0000	1.0000	1.0000	1.0000	1.0000
Heavy Vehicles Percentage [%]	0.00	0.00	0.00	0.00	0.00	0.00
Growth Factor	1.0200	1.0200	1.0200	1.0200	1.0200	1.0200
In-Process Volume [veh/h]	0	0	0	0	0	0
Site-Generated Trips [veh/h]	0	46	78	0	0	0
Diverted Trips [veh/h]	0	0	0	0	0	0
Pass-by Trips [veh/h]	0	0	0	0	0	0
Existing Site Adjustment Volume [veh/h]	0	0	0	0	0	0
Other Volume [veh/h]	0	0	0	0	0	0
Total Hourly Volume [veh/h]	2	130	209	3	2	1
Peak Hour Factor	0.9080	0.9080	0.9080	0.9080	0.9080	0.9080
Other Adjustment Factor	1.0000	1.0000	1.0000	1.0000	1.0000	1.0000
Total 15-Minute Volume [veh/h]	1	36	58	1	1	0
Total Analysis Volume [veh/h]	2	143	230	3	2	1
Pedestrian Volume [ped/h]	0		0		0	

Intersection Settings

Priority Scheme	Free	Free	Stop
Flared Lane			
Storage Area [veh]	0	0	0
Two-Stage Gap Acceptance			No
Number of Storage Spaces in Median	0	0	0

Movement, Approach, & Intersection Results

V/C, Movement V/C Ratio	0.00	0.00	0.00	0.00	0.00	0.00
d_M, Delay for Movement [s/veh]	7.68	0.00	0.00	0.00	10.77	9.44
Movement LOS	A	A	A	A	B	A
95th-Percentile Queue Length [veh/ln]	0.00	0.00	0.00	0.00	0.01	0.00
95th-Percentile Queue Length [ft/ln]	0.11	0.00	0.00	0.00	0.24	0.09
d_A, Approach Delay [s/veh]	0.11		0.00		10.32	
Approach LOS	A		A		B	
d_I, Intersection Delay [s/veh]	0.12					
Intersection LOS	B					

Intersection Level Of Service Report
Intersection 10: N. Ventura Ave/Canada Larga Rd

Control Type:	Two-way stop	Delay (sec / veh):	16.4
Analysis Method:	HCM 7th Edition	Level Of Service:	C
Analysis Period:	15 minutes	Volume to Capacity (v/c):	0.021

Intersection Setup

Name	N. Ventura Avenue			N. Ventura Avenue			Canada Larga Road			Canada Larga Road		
Approach	Northbound			Southbound			Eastbound			Westbound		
Lane Configuration												
Turning Movement	Left	Thru	Right	Left	Thru	Right	Left	Thru	Right	Left	Thru	Right
Lane Width [ft]	12.00	12.00	12.00	12.00	12.00	12.00	12.00	12.00	12.00	12.00	12.00	12.00
No. of Lanes in Entry Pocket	0	0	0	0	0	0	0	0	0	0	0	0
Entry Pocket Length [ft]	100.00	100.00	100.00	100.00	100.00	100.00	100.00	100.00	100.00	100.00	100.00	100.00
No. of Lanes in Exit Pocket	0	0	0	0	0	0	0	0	0	0	0	0
Exit Pocket Length [ft]	0.00	0.00	0.00	0.00	0.00	0.00	0.00	0.00	0.00	0.00	0.00	0.00
Speed [mph]	30.00			30.00			30.00			30.00		
Grade [%]	0.00			0.00			0.00			0.00		
Crosswalk	No			No			Yes			No		

Volumes

Name	N. Ventura Avenue			N. Ventura Avenue			Canada Larga Road			Canada Larga Road		
Base Volume Input [veh/h]	0	35	113	7	22	0	0	2	0	104	1	11
Base Volume Adjustment Factor	1.0000	1.0000	1.0000	1.0000	1.0000	1.0000	1.0000	1.0000	1.0000	1.0000	1.0000	1.0000
Heavy Vehicles Percentage [%]	0.00	0.00	0.00	0.00	0.00	0.00	0.00	0.00	0.00	0.00	0.00	0.00
Growth Factor	1.0200	1.0200	1.0200	1.0200	1.0200	1.0200	1.0200	1.0200	1.0200	1.0200	1.0200	1.0200
In-Process Volume [veh/h]	0	0	0	0	0	0	0	0	0	0	0	0
Site-Generated Trips [veh/h]	0	0	46	0	0	0	0	0	0	78	0	0
Diverted Trips [veh/h]	0	0	0	0	0	0	0	0	0	0	0	0
Pass-by Trips [veh/h]	0	0	0	0	0	0	0	0	0	0	0	0
Existing Site Adjustment Volume [veh/h]	0	0	0	0	0	0	0	0	0	0	0	0
Other Volume [veh/h]	0	0	0	0	0	0	0	0	0	0	0	0
Total Hourly Volume [veh/h]	0	36	161	7	22	0	0	2	0	184	1	11
Peak Hour Factor	0.9460	0.9460	0.9460	0.9460	0.9460	0.9460	0.9460	0.9460	0.9460	0.9460	0.9460	0.9460
Other Adjustment Factor	1.0000	1.0000	1.0000	1.0000	1.0000	1.0000	1.0000	1.0000	1.0000	1.0000	1.0000	1.0000
Total 15-Minute Volume [veh/h]	0	10	43	2	6	0	0	1	0	49	0	3
Total Analysis Volume [veh/h]	0	38	170	7	23	0	0	2	0	195	1	12
Pedestrian Volume [ped/h]	0			0			0			0		

Intersection Settings

Priority Scheme	Stop	Stop	Free	Free
Flared Lane	No	No		
Storage Area [veh]	0	0	0	0
Two-Stage Gap Acceptance	No	No		
Number of Storage Spaces in Median	0	0	0	0

Movement, Approach, & Intersection Results

V/C, Movement V/C Ratio	0.00	0.08	0.16	0.02	0.05	0.00	0.00	0.00	0.00	0.12	0.00	0.00
d_M, Delay for Movement [s/veh]	13.96	13.87	9.57	16.45	13.17	8.95	7.22	0.00	0.00	7.55	0.00	0.00
Movement LOS	B	B	A	C	B	A	A	A	A	A	A	A
95th-Percentile Queue Length [veh/ln]	0.92	0.92	0.92	0.22	0.22	0.22	0.00	0.00	0.00	0.44	0.44	0.44
95th-Percentile Queue Length [ft/ln]	22.98	22.98	22.98	5.56	5.56	5.56	0.00	0.00	0.00	11.01	11.01	11.01
d_A, Approach Delay [s/veh]	10.36			13.93			0.00			7.08		
Approach LOS	B			B			A			A		
d_I, Intersection Delay [s/veh]	9.03											
Intersection LOS	C											

Intersection Level Of Service Report
Intersection 11: SR-33 SB Ramps/Canada Larga Rd

Control Type:	Two-way stop	Delay (sec / veh):	10.4
Analysis Method:	HCM 7th Edition	Level Of Service:	B
Analysis Period:	15 minutes	Volume to Capacity (v/c):	0.004

Intersection Setup

Name	SR-33 SB Ramps			SR-33 SB Ramps			Canada Larga Road			Canada Larga Road		
Approach	Northbound			Southbound			Eastbound			Westbound		
Lane Configuration												
Turning Movement	Left	Thru	Right	Left	Thru	Right	Left	Thru	Right	Left	Thru	Right
Lane Width [ft]	12.00	12.00	12.00	12.00	12.00	12.00	12.00	12.00	12.00	12.00	12.00	12.00
No. of Lanes in Entry Pocket	0	0	0	0	0	1	0	0	0	0	0	0
Entry Pocket Length [ft]	100.00	100.00	100.00	100.00	100.00	100.00	100.00	100.00	100.00	100.00	100.00	100.00
No. of Lanes in Exit Pocket	0	0	0	0	0	0	0	0	0	0	0	0
Exit Pocket Length [ft]	0.00	0.00	0.00	0.00	0.00	0.00	0.00	0.00	0.00	0.00	0.00	0.00
Speed [mph]	30.00			30.00			30.00			30.00		
Grade [%]	0.00			0.00			0.00			0.00		
Crosswalk	No			Yes			Yes			No		

Volumes

Name	SR-33 SB Ramps			SR-33 SB Ramps			Canada Larga Road			Canada Larga Road		
Base Volume Input [veh/h]	0	0	0	3	0	33	0	34	89	10	81	0
Base Volume Adjustment Factor	1.0000	1.0000	1.0000	1.0000	1.0000	1.0000	1.0000	1.0000	1.0000	1.0000	1.0000	1.0000
Heavy Vehicles Percentage [%]	0.00	0.00	0.00	0.00	0.00	0.00	0.00	0.00	0.00	0.00	0.00	0.00
Growth Factor	1.0000	1.0000	1.0000	1.0200	1.0000	1.0200	1.0000	1.0200	1.0200	1.0200	1.0200	1.0000
In-Process Volume [veh/h]	0	0	0	0	0	0	0	0	0	0	0	0
Site-Generated Trips [veh/h]	0	0	0	0	0	26	0	19	27	0	52	0
Diverted Trips [veh/h]	0	0	0	0	0	0	0	0	0	0	0	0
Pass-by Trips [veh/h]	0	0	0	0	0	0	0	0	0	0	0	0
Existing Site Adjustment Volume [veh/h]	0	0	0	0	0	0	0	0	0	0	0	0
Other Volume [veh/h]	0	0	0	0	0	0	0	0	0	0	0	0
Total Hourly Volume [veh/h]	0	0	0	3	0	60	0	54	118	10	135	0
Peak Hour Factor	1.0000	1.0000	1.0000	0.9620	1.0000	0.9620	1.0000	0.9620	0.9620	0.9620	0.9620	1.0000
Other Adjustment Factor	1.0000	1.0000	1.0000	1.0000	1.0000	1.0000	1.0000	1.0000	1.0000	1.0000	1.0000	1.0000
Total 15-Minute Volume [veh/h]	0	0	0	1	0	16	0	14	31	3	35	0
Total Analysis Volume [veh/h]	0	0	0	3	0	62	0	56	123	10	140	0
Pedestrian Volume [ped/h]	0			0			0			0		

Intersection Settings

Priority Scheme	Stop			Stop			Free			Free		
Flared Lane												
Storage Area [veh]	0			0			0			0		
Two-Stage Gap Acceptance				No								
Number of Storage Spaces in Median	0			0			0			0		

Movement, Approach, & Intersection Results

V/C, Movement V/C Ratio	0.00	0.00	0.00	0.00	0.00	0.07	0.00	0.00	0.00	0.01	0.00	0.00
d_M, Delay for Movement [s/veh]	0.00	0.00	0.00	10.37	0.00	9.23	0.00	0.00	0.00	7.57	0.00	0.00
Movement LOS				B		A		A	A	A	A	
95th-Percentile Queue Length [veh/ln]	0.00	0.00	0.00	0.01	0.00	0.22	0.00	0.00	0.00	0.02	0.02	0.00
95th-Percentile Queue Length [ft/ln]	0.00	0.00	0.00	0.34	0.00	5.45	0.00	0.00	0.00	0.42	0.42	0.00
d_A, Approach Delay [s/veh]	0.00			9.28			0.00			0.50		
Approach LOS	A			A			A			A		
d_I, Intersection Delay [s/veh]	1.72											
Intersection LOS	B											

Intersection Level Of Service Report
Intersection 12: SR-33 NB Ramps/Canada Larga Rd

Control Type:	Two-way stop	Delay (sec / veh):	10.5
Analysis Method:	HCM 7th Edition	Level Of Service:	B
Analysis Period:	15 minutes	Volume to Capacity (v/c):	0.187

Intersection Setup

Name	SR-33 NB Ramps			SR-33 NB Ramps			Canada Larga Road			Canada Larga Road		
Approach	Northbound			Southbound			Eastbound			Westbound		
Lane Configuration												
Turning Movement	Left	Thru	Right	Left	Thru	Right	Left	Thru	Right	Left	Thru	Right
Lane Width [ft]	12.00	12.00	12.00	12.00	12.00	12.00	12.00	12.00	12.00	12.00	12.00	12.00
No. of Lanes in Entry Pocket	0	0	1	0	0	0	0	0	0	0	0	0
Entry Pocket Length [ft]	100.00	100.00	100.00	100.00	100.00	100.00	100.00	100.00	100.00	100.00	100.00	100.00
No. of Lanes in Exit Pocket	0	0	0	0	0	0	0	0	0	0	0	0
Exit Pocket Length [ft]	0.00	0.00	0.00	0.00	0.00	0.00	0.00	0.00	0.00	0.00	0.00	0.00
Speed [mph]	30.00			30.00			30.00			30.00		
Grade [%]	0.00			0.00			0.00			0.00		
Crosswalk	No			No			No			No		

Volumes

Name	SR-33 NB Ramps			SR-33 NB Ramps			Canada Larga Road			Canada Larga Road		
Base Volume Input [veh/h]	77	0	1	0	0	0	30	7	0	0	12	1
Base Volume Adjustment Factor	1.0000	1.0000	1.0000	1.0000	1.0000	1.0000	1.0000	1.0000	1.0000	1.0000	1.0000	1.0000
Heavy Vehicles Percentage [%]	0.00	0.00	0.00	0.00	0.00	0.00	0.00	0.00	0.00	0.00	0.00	0.00
Growth Factor	1.0200	1.0000	1.0200	1.0000	1.0000	1.0000	1.0200	1.0200	1.0000	1.0000	1.0200	1.0200
In-Process Volume [veh/h]	0	0	0	0	0	0	0	0	0	0	0	0
Site-Generated Trips [veh/h]	47	0	0	0	0	0	16	3	0	0	5	0
Diverted Trips [veh/h]	0	0	0	0	0	0	0	0	0	0	0	0
Pass-by Trips [veh/h]	0	0	0	0	0	0	0	0	0	0	0	0
Existing Site Adjustment Volume [veh/h]	0	0	0	0	0	0	0	0	0	0	0	0
Other Volume [veh/h]	0	0	0	0	0	0	0	0	0	0	0	0
Total Hourly Volume [veh/h]	126	0	1	0	0	0	47	10	0	0	17	1
Peak Hour Factor	0.8420	1.0000	0.8420	1.0000	1.0000	1.0000	0.8420	0.8420	1.0000	1.0000	0.8420	0.8420
Other Adjustment Factor	1.0000	1.0000	1.0000	1.0000	1.0000	1.0000	1.0000	1.0000	1.0000	1.0000	1.0000	1.0000
Total 15-Minute Volume [veh/h]	37	0	0	0	0	0	14	3	0	0	5	0
Total Analysis Volume [veh/h]	150	0	1	0	0	0	56	12	0	0	20	1
Pedestrian Volume [ped/h]	0			0			0			0		

Intersection Settings

Priority Scheme	Stop	Stop	Free	Free
Flared Lane				
Storage Area [veh]	0	0	0	0
Two-Stage Gap Acceptance	No			
Number of Storage Spaces in Median	0	0	0	0

Movement, Approach, & Intersection Results

V/C, Movement V/C Ratio	0.19	0.00	0.00	0.00	0.00	0.00	0.03	0.00	0.00	0.00	0.00	0.00
d_M, Delay for Movement [s/veh]	10.54	0.00	8.35	0.00	0.00	0.00	7.30	0.00	0.00	0.00	0.00	0.00
Movement LOS	B		A				A	A			A	A
95th-Percentile Queue Length [veh/ln]	0.69	0.00	0.00	0.00	0.00	0.00	0.10	0.10	0.00	0.00	0.00	0.00
95th-Percentile Queue Length [ft/ln]	17.16	0.00	0.07	0.00	0.00	0.00	2.41	2.41	0.00	0.00	0.00	0.00
d_A, Approach Delay [s/veh]	10.52			0.00			6.01			0.00		
Approach LOS	B			A			A			A		
d_I, Intersection Delay [s/veh]	8.32											
Intersection LOS	B											

Intersection Level Of Service Report
Intersection 13: N. Ventura Ave/Project Dwy #1

Control Type:	Two-way stop	Delay (sec / veh):	11.0
Analysis Method:	HCM 7th Edition	Level Of Service:	B
Analysis Period:	15 minutes	Volume to Capacity (v/c):	0.015

Intersection Setup

Name	N. Ventura Avenue		N. Ventura Avenue		Project Driveway #1	
Approach	Northbound		Southbound		Westbound	
Lane Configuration						
Turning Movement	Thru	Right	Left	Thru	Left	Right
Lane Width [ft]	12.00	12.00	12.00	12.00	12.00	12.00
No. of Lanes in Entry Pocket	0	1	1	0	0	0
Entry Pocket Length [ft]	100.00	100.00	100.00	100.00	100.00	100.00
No. of Lanes in Exit Pocket	0	0	0	0	0	0
Exit Pocket Length [ft]	0.00	0.00	0.00	0.00	0.00	0.00
Speed [mph]	30.00		30.00		30.00	
Grade [%]	0.00		0.00		0.00	
Crosswalk	No		No		No	

Volumes

Name	N. Ventura Avenue		N. Ventura Avenue		Project Driveway #1	
Base Volume Input [veh/h]	108	0	0	77	0	0
Base Volume Adjustment Factor	1.0000	1.0000	1.0000	1.0000	1.0000	1.0000
Heavy Vehicles Percentage [%]	0.00	0.00	0.00	0.00	0.00	0.00
Growth Factor	1.0200	1.0200	1.0200	1.0200	1.0200	1.0200
In-Process Volume [veh/h]	0	0	0	0	0	0
Site-Generated Trips [veh/h]	23	13	39	39	8	23
Diverted Trips [veh/h]	0	0	0	0	0	0
Pass-by Trips [veh/h]	0	0	0	0	0	0
Existing Site Adjustment Volume [veh/h]	0	0	0	0	0	0
Other Volume [veh/h]	0	0	0	0	0	0
Total Hourly Volume [veh/h]	133	13	39	118	8	23
Peak Hour Factor	0.9040	0.9040	0.9040	0.9040	0.9040	0.9040
Other Adjustment Factor	1.0000	1.0000	1.0000	1.0000	1.0000	1.0000
Total 15-Minute Volume [veh/h]	37	4	11	33	2	6
Total Analysis Volume [veh/h]	147	14	43	131	9	25
Pedestrian Volume [ped/h]	0		0		0	

Intersection Settings

Priority Scheme	Free	Free	Stop
Flared Lane			No
Storage Area [veh]	0	0	0
Two-Stage Gap Acceptance			No
Number of Storage Spaces in Median	0	0	0

Movement, Approach, & Intersection Results

V/C, Movement V/C Ratio	0.00	0.00	0.03	0.00	0.01	0.03
d_M, Delay for Movement [s/veh]	0.00	0.00	7.59	0.00	11.00	9.17
Movement LOS	A	A	A	A	B	A
95th-Percentile Queue Length [veh/ln]	0.00	0.00	0.09	0.00	0.13	0.13
95th-Percentile Queue Length [ft/ln]	0.00	0.00	2.32	0.00	3.29	3.29
d_A, Approach Delay [s/veh]	0.00		1.88		9.66	
Approach LOS	A		A		A	
d_I, Intersection Delay [s/veh]	1.77					
Intersection LOS	B					

Intersection Level Of Service Report
Intersection 14: N. Ventura Ave/Project Dwy #2

Control Type:	Two-way stop	Delay (sec / veh):	10.7
Analysis Method:	HCM 7th Edition	Level Of Service:	B
Analysis Period:	15 minutes	Volume to Capacity (v/c):	0.012

Intersection Setup

Name	N. Ventura Avenue		N. Ventura Avenue		Project Driveway #2	
Approach	Northbound		Southbound		Westbound	
Lane Configuration						
Turning Movement	Thru	Right	Left	Thru	Left	Right
Lane Width [ft]	12.00	12.00	12.00	12.00	12.00	12.00
No. of Lanes in Entry Pocket	0	0	1	0	0	0
Entry Pocket Length [ft]	100.00	100.00	100.00	100.00	100.00	100.00
No. of Lanes in Exit Pocket	0	0	0	0	0	0
Exit Pocket Length [ft]	0.00	0.00	0.00	0.00	0.00	0.00
Speed [mph]	30.00		30.00		30.00	
Grade [%]	0.00		0.00		0.00	
Crosswalk	Yes		Yes		Yes	

Volumes

Name	N. Ventura Avenue		N. Ventura Avenue		Project Driveway #2	
Base Volume Input [veh/h]	108	0	0	77	0	0
Base Volume Adjustment Factor	1.0000	1.0000	1.0000	1.0000	1.0000	1.0000
Heavy Vehicles Percentage [%]	0.00	0.00	0.00	0.00	0.00	0.00
Growth Factor	1.0000	1.0000	1.0000	1.0000	1.0000	1.0000
In-Process Volume [veh/h]	0	0	0	0	0	0
Site-Generated Trips [veh/h]	13	13	39	8	8	23
Diverted Trips [veh/h]	0	0	0	0	0	0
Pass-by Trips [veh/h]	0	0	0	0	0	0
Existing Site Adjustment Volume [veh/h]	0	0	0	0	0	0
Other Volume [veh/h]	0	0	0	0	0	0
Total Hourly Volume [veh/h]	121	13	39	85	8	23
Peak Hour Factor	0.9040	0.9040	0.9040	0.9040	1.0000	1.0000
Other Adjustment Factor	1.0000	1.0000	1.0000	1.0000	1.0000	1.0000
Total 15-Minute Volume [veh/h]	33	4	11	24	2	6
Total Analysis Volume [veh/h]	134	14	43	94	8	23
Pedestrian Volume [ped/h]	0		0		0	

Intersection Settings

Priority Scheme	Free	Free	Stop
Flared Lane			No
Storage Area [veh]	0	0	0
Two-Stage Gap Acceptance			No
Number of Storage Spaces in Median	0	0	0

Movement, Approach, & Intersection Results

V/C, Movement V/C Ratio	0.00	0.00	0.03	0.00	0.01	0.03
d_M, Delay for Movement [s/veh]	0.00	0.00	7.57	0.00	10.65	9.12
Movement LOS	A	A	A	A	B	A
95th-Percentile Queue Length [veh/ln]	0.00	0.00	0.09	0.00	0.12	0.12
95th-Percentile Queue Length [ft/ln]	0.00	0.00	2.30	0.00	2.91	2.91
d_A, Approach Delay [s/veh]	0.00		2.37		9.51	
Approach LOS	A		A		A	
d_I, Intersection Delay [s/veh]	1.96					
Intersection LOS	B					

Ventura Ranch Farmworker Housing

Vistro File: C:\...\JDS22002 Base.vistro
Report File: C:\...\EACP AM.pdf

Scenario 5 EACP AM
1/17/2024

Intersection Analysis Summary

ID	Intersection Name	Control Type	Method	Worst Mvmt	V/C	Delay (s/veh)	LOS
1	N. Ventura Ave/Shell Rd	Two-way stop	HCM 7th Edition	EB Left	0.371	24.5	C
2	N. Ventura Ave/Crooked Palm Rd	Two-way stop	HCM 7th Edition	EB Left	0.003	10.5	B
3	N. Ventura Ave/McKee St	Two-way stop	HCM 7th Edition	WB Left	0.032	10.9	B
4	N. Ventura Ave/Holt St	Two-way stop	HCM 7th Edition	SB Thru	0.212	10.6	B
5	N. Ventura Ave/Fraser Ln	Two-way stop	HCM 7th Edition	WB Left	0.031	10.1	B
6	N. Ventura Ave/Bard Ln	Two-way stop	HCM 7th Edition	WB Left	0.026	10.6	B
7	N. Ventura Ave/Los Cabos Ln	Two-way stop	HCM 7th Edition	WB Left	0.034	10.1	B
8	N. Ventura Ave/Norway Dr	Two-way stop	HCM 7th Edition	WB Left	0.084	11.6	B
9	N. Ventura Ave/Crooked Palm Rd	Two-way stop	HCM 7th Edition	EB Left	0.005	11.0	B
10	N. Ventura Ave/Canada Larga Rd	Two-way stop	HCM 7th Edition	SB Left	0.006	16.1	C
11	SR-33 SB Ramps/Canada Larga Rd	Two-way stop	HCM 7th Edition	SB Left	0.006	10.7	B
12	SR-33 NB Ramps/Canada Larga Rd	Two-way stop	HCM 7th Edition	NB Left	0.148	10.3	B
13	N. Ventura Ave/Project Dwy #1	Two-way stop	HCM 7th Edition	WB Left	0.023	10.6	B
14	N. Ventura Ave/Project Dwy #2	Two-way stop	HCM 7th Edition	WB Left	0.022	10.3	B

V/C, Delay, LOS: For two-way stop, these values are taken from the movement with the worst (highest) delay value. For all other control types, they are taken for the whole intersection.

Intersection Level Of Service Report
Intersection 1: N. Ventura Ave/Shell Rd

Control Type:	Two-way stop	Delay (sec / veh):	24.5
Analysis Method:	HCM 7th Edition	Level Of Service:	C
Analysis Period:	15 minutes	Volume to Capacity (v/c):	0.371

Intersection Setup

Name	N. Ventura Avenue			N. Ventura Avenue			Shell Road			Shell Road		
Approach	Northbound			Southbound			Eastbound			Westbound		
Lane Configuration												
Turning Movement	Left	Thru	Right	Left	Thru	Right	Left	Thru	Right	Left	Thru	Right
Lane Width [ft]	12.00	12.00	12.00	12.00	12.00	12.00	12.00	12.00	12.00	12.00	12.00	12.00
No. of Lanes in Entry Pocket	1	0	0	1	0	0	0	0	0	0	0	0
Entry Pocket Length [ft]	100.00	100.00	100.00	100.00	100.00	100.00	100.00	100.00	100.00	100.00	100.00	100.00
No. of Lanes in Exit Pocket	0	0	0	0	0	0	0	0	0	0	0	0
Exit Pocket Length [ft]	0.00	0.00	0.00	0.00	0.00	0.00	0.00	0.00	0.00	0.00	0.00	0.00
Speed [mph]	30.00			30.00			30.00			30.00		
Grade [%]	0.00			0.00			0.00			0.00		
Crosswalk	Yes			Yes			Yes			Yes		

Volumes

Name	N. Ventura Avenue			N. Ventura Avenue			Shell Road			Shell Road		
Base Volume Input [veh/h]	191	94	5	0	134	129	89	9	70	1	2	0
Base Volume Adjustment Factor	1.0000	1.0000	1.0000	1.0000	1.0000	1.0000	1.0000	1.0000	1.0000	1.0000	1.0000	1.0000
Heavy Vehicles Percentage [%]	0.00	0.00	0.00	0.00	0.00	0.00	0.00	0.00	0.00	0.00	0.00	0.00
Growth Factor	1.0000	1.0000	1.0000	1.0000	1.0000	1.0000	1.0000	1.0000	1.0000	1.0000	1.0000	1.0000
In-Process Volume [veh/h]	0	0	0	0	0	0	0	0	0	0	0	0
Site-Generated Trips [veh/h]	0	8	0	0	25	0	0	0	0	0	0	0
Diverted Trips [veh/h]	0	0	0	0	0	0	0	0	0	0	0	0
Pass-by Trips [veh/h]	0	0	0	0	0	0	0	0	0	0	0	0
Existing Site Adjustment Volume [veh/h]	0	0	0	0	0	0	0	0	0	0	0	0
Other Volume [veh/h]	0	0	0	0	0	0	0	0	0	0	0	0
Total Hourly Volume [veh/h]	191	102	5	0	159	129	89	9	70	1	2	0
Peak Hour Factor	0.9140	0.9140	0.9140	0.9140	0.9140	0.9140	0.9140	0.9140	0.9140	0.9140	0.9140	0.9140
Other Adjustment Factor	1.0000	1.0000	1.0000	1.0000	1.0000	1.0000	1.0000	1.0000	1.0000	1.0000	1.0000	1.0000
Total 15-Minute Volume [veh/h]	52	28	1	0	43	35	24	2	19	0	1	0
Total Analysis Volume [veh/h]	209	112	5	0	174	141	97	10	77	1	2	0
Pedestrian Volume [ped/h]	0			0			0			0		

Intersection Settings

Priority Scheme	Free	Free	Stop	Stop
Flared Lane			Yes	No
Storage Area [veh]	0	0	1	0
Two-Stage Gap Acceptance			No	No
Number of Storage Spaces in Median	0	0	0	0

Movement, Approach, & Intersection Results

V/C, Movement V/C Ratio	0.17	0.00	0.00	0.00	0.00	0.00	0.37	0.04	0.10	0.00	0.01	0.00
d_M, Delay for Movement [s/veh]	8.44	0.00	0.00	7.43	0.00	0.00	24.51	23.87	15.26	21.85	19.55	9.01
Movement LOS	A	A	A	A	A	A	C	C	C	C	C	A
95th-Percentile Queue Length [veh/ln]	0.60	0.00	0.00	0.00	0.00	0.00	2.03	2.03	2.03	0.04	0.04	0.04
95th-Percentile Queue Length [ft/ln]	14.89	0.00	0.00	0.00	0.00	0.00	50.71	50.71	50.71	0.96	0.96	0.96
d_A, Approach Delay [s/veh]	5.41			0.00			20.60			20.32		
Approach LOS	A			A			C			C		
d_I, Intersection Delay [s/veh]	6.78											
Intersection LOS	C											

Intersection Level Of Service Report
Intersection 2: N. Ventura Ave/Crooked Palm Rd

Control Type:	Two-way stop	Delay (sec / veh):	10.5
Analysis Method:	HCM 7th Edition	Level Of Service:	B
Analysis Period:	15 minutes	Volume to Capacity (v/c):	0.003

Intersection Setup

Name	N. Ventura Avenue		N. Ventura Avenue		Crooked Palm Road	
Approach	Northbound		Southbound		Eastbound	
Lane Configuration						
Turning Movement	Left	Thru	Thru	Right	Left	Right
Lane Width [ft]	12.00	12.00	12.00	12.00	12.00	12.00
No. of Lanes in Entry Pocket	1	0	0	0	0	1
Entry Pocket Length [ft]	100.00	100.00	100.00	100.00	100.00	100.00
No. of Lanes in Exit Pocket	0	0	0	0	0	0
Exit Pocket Length [ft]	0.00	0.00	0.00	0.00	0.00	0.00
Speed [mph]	30.00		30.00		30.00	
Grade [%]	0.00		0.00		0.00	
Crosswalk	Yes		Yes		Yes	

Volumes

Name	N. Ventura Avenue		N. Ventura Avenue		Crooked Palm Road	
Base Volume Input [veh/h]	10	141	234	3	2	10
Base Volume Adjustment Factor	1.0000	1.0000	1.0000	1.0000	1.0000	1.0000
Heavy Vehicles Percentage [%]	0.00	0.00	0.00	0.00	0.00	0.00
Growth Factor	1.0200	1.0200	1.0200	1.0200	1.0200	1.0200
In-Process Volume [veh/h]	0	0	0	0	0	0
Site-Generated Trips [veh/h]	0	8	25	0	0	0
Diverted Trips [veh/h]	0	0	0	0	0	0
Pass-by Trips [veh/h]	0	0	0	0	0	0
Existing Site Adjustment Volume [veh/h]	0	0	0	0	0	0
Other Volume [veh/h]	0	0	0	0	0	0
Total Hourly Volume [veh/h]	10	152	264	3	2	10
Peak Hour Factor	0.8620	0.8620	0.8620	0.8620	0.8620	0.8620
Other Adjustment Factor	1.0000	1.0000	1.0000	1.0000	1.0000	1.0000
Total 15-Minute Volume [veh/h]	3	44	77	1	1	3
Total Analysis Volume [veh/h]	12	176	306	3	2	12
Pedestrian Volume [ped/h]	0		0		0	

Intersection Settings

Priority Scheme	Free	Free	Stop
Flared Lane			
Storage Area [veh]	0	0	0
Two-Stage Gap Acceptance			Yes
Number of Storage Spaces in Median	0	0	2

Movement, Approach, & Intersection Results

V/C, Movement V/C Ratio	0.01	0.00	0.00	0.00	0.00	0.02
d_M, Delay for Movement [s/veh]	7.88	0.00	0.00	0.00	10.47	9.96
Movement LOS	A	A	A	A	B	A
95th-Percentile Queue Length [veh/ln]	0.03	0.00	0.00	0.00	0.01	0.05
95th-Percentile Queue Length [ft/ln]	0.72	0.00	0.00	0.00	0.23	1.24
d_A, Approach Delay [s/veh]	0.50		0.00		10.04	
Approach LOS	A		A		B	
d_I, Intersection Delay [s/veh]	0.46					
Intersection LOS	B					

Intersection Level Of Service Report
Intersection 3: N. Ventura Ave/McKee St

Control Type:	Two-way stop	Delay (sec / veh):	10.9
Analysis Method:	HCM 7th Edition	Level Of Service:	B
Analysis Period:	15 minutes	Volume to Capacity (v/c):	0.032

Intersection Setup

Name	N. Ventura Avenue		N. Ventura Avenue		Mckee Street	
Approach	Northbound		Southbound		Westbound	
Lane Configuration						
Turning Movement	Thru	Right	Left	Thru	Left	Right
Lane Width [ft]	12.00	12.00	12.00	12.00	12.00	12.00
No. of Lanes in Entry Pocket	0	0	1	0	0	0
Entry Pocket Length [ft]	100.00	100.00	100.00	100.00	100.00	100.00
No. of Lanes in Exit Pocket	0	0	0	0	0	0
Exit Pocket Length [ft]	0.00	0.00	0.00	0.00	0.00	0.00
Speed [mph]	30.00		30.00		30.00	
Grade [%]	0.00		0.00		0.00	
Crosswalk	No		Yes		No	

Volumes

Name	N. Ventura Avenue		N. Ventura Avenue		Mckee Street	
Base Volume Input [veh/h]	118	12	3	154	17	5
Base Volume Adjustment Factor	1.0000	1.0000	1.0000	1.0000	1.0000	1.0000
Heavy Vehicles Percentage [%]	0.00	0.00	0.00	0.00	0.00	0.00
Growth Factor	1.0200	1.0200	1.0200	1.0200	1.0200	1.0200
In-Process Volume [veh/h]	0	0	0	0	0	0
Site-Generated Trips [veh/h]	8	0	0	25	0	0
Diverted Trips [veh/h]	0	0	0	0	0	0
Pass-by Trips [veh/h]	0	0	0	0	0	0
Existing Site Adjustment Volume [veh/h]	0	0	0	0	0	0
Other Volume [veh/h]	0	0	0	0	0	0
Total Hourly Volume [veh/h]	128	12	3	182	17	5
Peak Hour Factor	0.8580	0.8580	0.8580	0.8580	0.8580	0.8580
Other Adjustment Factor	1.0000	1.0000	1.0000	1.0000	1.0000	1.0000
Total 15-Minute Volume [veh/h]	37	3	1	53	5	1
Total Analysis Volume [veh/h]	149	14	3	212	20	6
Pedestrian Volume [ped/h]	0		0		0	

Intersection Settings

Priority Scheme	Free	Free	Stop
Flared Lane			No
Storage Area [veh]	0	0	0
Two-Stage Gap Acceptance			No
Number of Storage Spaces in Median	0	0	0

Movement, Approach, & Intersection Results

V/C, Movement V/C Ratio	0.00	0.00	0.00	0.00	0.03	0.01
d_M, Delay for Movement [s/veh]	0.00	0.00	7.53	0.00	10.93	9.24
Movement LOS	A	A	A	A	B	A
95th-Percentile Queue Length [veh/ln]	0.00	0.00	0.01	0.00	0.12	0.12
95th-Percentile Queue Length [ft/ln]	0.00	0.00	0.16	0.00	3.00	3.00
d_A, Approach Delay [s/veh]	0.00		0.11		10.54	
Approach LOS	A		A		B	
d_I, Intersection Delay [s/veh]	0.73					
Intersection LOS	B					

Intersection Level Of Service Report
Intersection 4: N. Ventura Ave/Holt St

Control Type:	Two-way stop	Delay (sec / veh):	10.6
Analysis Method:	HCM 7th Edition	Level Of Service:	B
Analysis Period:	15 minutes	Volume to Capacity (v/c):	0.212

Intersection Setup

Name	N. Ventura Avenue			N. Ventura Avenue			Holt Street			Holt Street		
Approach	Northbound			Southbound			Eastbound			Westbound		
Lane Configuration												
Turning Movement	Left	Thru	Right	Left	Thru	Right	Left	Thru	Right	Left	Thru	Right
Lane Width [ft]	12.00	12.00	12.00	12.00	12.00	12.00	12.00	12.00	12.00	12.00	12.00	12.00
No. of Lanes in Entry Pocket	1	0	0	1	0	0	0	0	0	0	0	0
Entry Pocket Length [ft]	100.00	100.00	100.00	100.00	100.00	100.00	100.00	100.00	100.00	100.00	100.00	100.00
No. of Lanes in Exit Pocket	0	0	0	0	0	0	0	0	0	0	0	0
Exit Pocket Length [ft]	0.00	0.00	0.00	0.00	0.00	0.00	0.00	0.00	0.00	0.00	0.00	0.00
Speed [mph]	30.00			30.00			30.00			30.00		
Grade [%]	0.00			0.00			0.00			0.00		
Crosswalk	No			No			Yes			No		

Volumes

Name	N. Ventura Avenue			N. Ventura Avenue			Holt Street			Holt Street		
Base Volume Input [veh/h]	0	116	6	4	120	0	2	0	7	20	0	2
Base Volume Adjustment Factor	1.0000	1.0000	1.0000	1.0000	1.0000	1.0000	1.0000	1.0000	1.0000	1.0000	1.0000	1.0000
Heavy Vehicles Percentage [%]	0.00	0.00	0.00	0.00	0.00	0.00	0.00	0.00	0.00	0.00	0.00	0.00
Growth Factor	1.0200	1.0200	1.0200	1.0200	1.0200	1.0200	1.0200	1.0200	1.0200	1.0200	1.0200	1.0200
In-Process Volume [veh/h]	0	0	0	0	0	0	0	0	0	0	0	0
Site-Generated Trips [veh/h]	0	8	0	0	25	0	0	0	0	0	0	0
Diverted Trips [veh/h]	0	0	0	0	0	0	0	0	0	0	0	0
Pass-by Trips [veh/h]	0	0	0	0	0	0	0	0	0	0	0	0
Existing Site Adjustment Volume [veh/h]	0	0	0	0	0	0	0	0	0	0	0	0
Other Volume [veh/h]	0	0	0	0	0	0	0	0	0	0	0	0
Total Hourly Volume [veh/h]	0	126	6	4	147	0	2	0	7	20	0	2
Peak Hour Factor	1.0000	0.8450	0.8450	0.8450	0.8450	1.0000	0.8450	0.8450	0.8450	0.8450	1.0000	0.8450
Other Adjustment Factor	1.0000	1.0000	1.0000	1.0000	1.0000	1.0000	1.0000	1.0000	1.0000	1.0000	1.0000	1.0000
Total 15-Minute Volume [veh/h]	0	37	2	1	43	0	1	0	2	6	0	1
Total Analysis Volume [veh/h]	0	149	7	5	174	0	2	0	8	24	0	2
Pedestrian Volume [ped/h]	0			0			0			0		

Intersection Settings

Priority Scheme	Stop	Stop	Free	Free
Flared Lane	No	No		
Storage Area [veh]	0	0	0	0
Two-Stage Gap Acceptance	No	No		
Number of Storage Spaces in Median	0	0	0	0

Movement, Approach, & Intersection Results

V/C, Movement V/C Ratio	0.00	0.18	0.01	0.01	0.21	0.00	0.00	0.00	0.00	0.01	0.00	0.00
d_M, Delay for Movement [s/veh]	10.58	10.37	9.31	10.37	10.57	9.48	7.21	0.00	0.00	7.25	0.00	0.00
Movement LOS	B	B	A	B	B	A	A	A	A	A	A	A
95th-Percentile Queue Length [veh/ln]	0.00	0.69	0.69	0.02	0.80	0.80	0.00	0.00	0.00	0.05	0.05	0.05
95th-Percentile Queue Length [ft/ln]	0.00	17.15	17.15	0.56	19.99	19.99	0.10	0.10	0.10	1.22	1.22	1.22
d_A, Approach Delay [s/veh]	10.32			10.56			1.44			6.70		
Approach LOS	B			B			A			A		
d_I, Intersection Delay [s/veh]	9.94											
Intersection LOS	B											

Intersection Level Of Service Report
Intersection 5: N. Ventura Ave/Fraser Ln

Control Type:	Two-way stop	Delay (sec / veh):	10.1
Analysis Method:	HCM 7th Edition	Level Of Service:	B
Analysis Period:	15 minutes	Volume to Capacity (v/c):	0.031

Intersection Setup

Name	N. Ventura Avenue			N. Ventura Avenue			Fraser Lane			Fraser Lane		
Approach	Northbound			Southbound			Eastbound			Westbound		
Lane Configuration												
Turning Movement	Left	Thru	Right	Left	Thru	Right	Left	Thru	Right	Left	Thru	Right
Lane Width [ft]	12.00	12.00	12.00	12.00	12.00	12.00	12.00	12.00	12.00	12.00	12.00	12.00
No. of Lanes in Entry Pocket	1	0	0	1	0	0	0	0	0	0	0	0
Entry Pocket Length [ft]	100.00	100.00	100.00	100.00	100.00	100.00	100.00	100.00	100.00	100.00	100.00	100.00
No. of Lanes in Exit Pocket	0	0	0	0	0	0	0	0	0	0	0	0
Exit Pocket Length [ft]	0.00	0.00	0.00	0.00	0.00	0.00	0.00	0.00	0.00	0.00	0.00	0.00
Speed [mph]	30.00			30.00			30.00			30.00		
Grade [%]	0.00			0.00			0.00			0.00		
Crosswalk	No			No			No			No		

Volumes

Name	N. Ventura Avenue			N. Ventura Avenue			Fraser Lane			Fraser Lane		
Base Volume Input [veh/h]	11	103	7	2	102	2	0	0	0	20	0	5
Base Volume Adjustment Factor	1.0000	1.0000	1.0000	1.0000	1.0000	1.0000	1.0000	1.0000	1.0000	1.0000	1.0000	1.0000
Heavy Vehicles Percentage [%]	0.00	0.00	0.00	0.00	0.00	0.00	0.00	0.00	0.00	0.00	0.00	0.00
Growth Factor	1.0200	1.0200	1.0200	1.0200	1.0200	1.0200	1.0200	1.0200	1.0200	1.0200	1.0200	1.0200
In-Process Volume [veh/h]	0	0	0	0	0	0	0	0	0	0	0	0
Site-Generated Trips [veh/h]	0	8	0	0	25	0	0	0	0	0	0	0
Diverted Trips [veh/h]	0	0	0	0	0	0	0	0	0	0	0	0
Pass-by Trips [veh/h]	0	0	0	0	0	0	0	0	0	0	0	0
Existing Site Adjustment Volume [veh/h]	0	0	0	0	0	0	0	0	0	0	0	0
Other Volume [veh/h]	0	0	0	0	0	0	0	0	0	0	0	0
Total Hourly Volume [veh/h]	11	113	7	2	129	2	0	0	0	20	0	5
Peak Hour Factor	0.8630	0.8630	0.8630	0.8630	0.8630	0.8630	0.8630	0.8630	0.8630	0.8630	0.8630	0.8630
Other Adjustment Factor	1.0000	1.0000	1.0000	1.0000	1.0000	1.0000	1.0000	1.0000	1.0000	1.0000	1.0000	1.0000
Total 15-Minute Volume [veh/h]	3	33	2	1	37	1	0	0	0	6	0	1
Total Analysis Volume [veh/h]	13	131	8	2	149	2	0	0	0	23	0	6
Pedestrian Volume [ped/h]	0			0			0			0		

Intersection Settings

Priority Scheme	Free	Free	Stop	Stop
Flared Lane			No	No
Storage Area [veh]	0	0	0	0
Two-Stage Gap Acceptance			Yes	Yes
Number of Storage Spaces in Median	0	0	2	2

Movement, Approach, & Intersection Results

V/C, Movement V/C Ratio	0.01	0.00	0.00	0.00	0.00	0.00	0.00	0.00	0.00	0.03	0.00	0.01
d_M, Delay for Movement [s/veh]	7.52	0.00	0.00	7.47	0.00	0.00	9.94	10.36	8.99	10.11	10.56	9.10
Movement LOS	A	A	A	A	A	A	A	B	A	B	B	A
95th-Percentile Queue Length [veh/ln]	0.03	0.00	0.00	0.00	0.00	0.00	0.00	0.00	0.00	0.12	0.12	0.12
95th-Percentile Queue Length [ft/ln]	0.68	0.00	0.00	0.10	0.00	0.00	0.00	0.00	0.00	2.96	2.96	2.96
d_A, Approach Delay [s/veh]	0.64			0.10			9.76			9.90		
Approach LOS	A			A			A			A		
d_I, Intersection Delay [s/veh]	1.20											
Intersection LOS	B											

Intersection Level Of Service Report
Intersection 6: N. Ventura Ave/Bard Ln

Control Type:	Two-way stop	Delay (sec / veh):	10.6
Analysis Method:	HCM 7th Edition	Level Of Service:	B
Analysis Period:	15 minutes	Volume to Capacity (v/c):	0.026

Intersection Setup

Name	N. Ventura Avenue			N. Ventura Avenue			Bard Lane			Bard Lane		
Approach	Northbound			Southbound			Eastbound			Westbound		
Lane Configuration												
Turning Movement	Left	Thru	Right	Left	Thru	Right	Left	Thru	Right	Left	Thru	Right
Lane Width [ft]	12.00	12.00	12.00	12.00	12.00	12.00	12.00	12.00	12.00	12.00	12.00	12.00
No. of Lanes in Entry Pocket	1	0	0	1	0	0	0	0	0	0	0	0
Entry Pocket Length [ft]	100.00	100.00	100.00	100.00	100.00	100.00	100.00	100.00	100.00	100.00	100.00	100.00
No. of Lanes in Exit Pocket	0	0	0	0	0	0	0	0	0	0	0	0
Exit Pocket Length [ft]	0.00	0.00	0.00	0.00	0.00	0.00	0.00	0.00	0.00	0.00	0.00	0.00
Speed [mph]	30.00			30.00			30.00			30.00		
Grade [%]	0.00			0.00			0.00			0.00		
Crosswalk	No			No			No			No		

Volumes

Name	N. Ventura Avenue			N. Ventura Avenue			Bard Lane			Bard Lane		
Base Volume Input [veh/h]	5	102	2	0	96	0	0	0	0	14	0	0
Base Volume Adjustment Factor	1.0000	1.0000	1.0000	1.0000	1.0000	1.0000	1.0000	1.0000	1.0000	1.0000	1.0000	1.0000
Heavy Vehicles Percentage [%]	0.00	0.00	0.00	0.00	0.00	0.00	0.00	0.00	0.00	0.00	0.00	0.00
Growth Factor	1.0200	1.0200	1.0200	1.0200	1.0200	1.0200	1.0000	1.0000	1.0000	1.0200	1.0200	1.0200
In-Process Volume [veh/h]	0	0	0	0	0	0	0	0	0	0	0	0
Site-Generated Trips [veh/h]	0	8	0	0	25	0	0	0	0	0	0	0
Diverted Trips [veh/h]	0	0	0	0	0	0	0	0	0	0	0	0
Pass-by Trips [veh/h]	0	0	0	0	0	0	0	0	0	0	0	0
Existing Site Adjustment Volume [veh/h]	0	0	0	0	0	0	0	0	0	0	0	0
Other Volume [veh/h]	0	0	0	0	0	0	0	0	0	0	0	0
Total Hourly Volume [veh/h]	5	112	2	0	123	0	0	0	0	14	0	0
Peak Hour Factor	0.8300	0.8300	0.8300	0.8300	0.8300	0.8300	1.0000	1.0000	1.0000	0.8300	0.8300	0.8300
Other Adjustment Factor	1.0000	1.0000	1.0000	1.0000	1.0000	1.0000	1.0000	1.0000	1.0000	1.0000	1.0000	1.0000
Total 15-Minute Volume [veh/h]	2	34	1	0	37	0	0	0	0	4	0	0
Total Analysis Volume [veh/h]	6	135	2	0	148	0	0	0	0	17	0	0
Pedestrian Volume [ped/h]	0			0			0			0		

Intersection Settings

Priority Scheme	Free	Free	Stop	Stop
Flared Lane				No
Storage Area [veh]	0	0	0	0
Two-Stage Gap Acceptance				No
Number of Storage Spaces in Median	0	0	0	0

Movement, Approach, & Intersection Results

V/C, Movement V/C Ratio	0.00	0.00	0.00	0.00	0.00	0.00	0.00	0.00	0.00	0.03	0.00	0.00
d_M, Delay for Movement [s/veh]	7.50	0.00	0.00	7.47	0.00	0.00	0.00	0.00	0.00	10.62	10.99	9.07
Movement LOS	A	A	A	A	A	A				B	B	A
95th-Percentile Queue Length [veh/ln]	0.01	0.00	0.00	0.00	0.00	0.00	0.00	0.00	0.00	0.08	0.08	0.08
95th-Percentile Queue Length [ft/ln]	0.31	0.00	0.00	0.00	0.00	0.00	0.00	0.00	0.00	1.99	1.99	1.99
d_A, Approach Delay [s/veh]	0.31			0.00			0.00			10.62		
Approach LOS	A			A			A			B		
d_I, Intersection Delay [s/veh]	0.73											
Intersection LOS	B											

Intersection Level Of Service Report
Intersection 7: N. Ventura Ave/Los Cabos Ln

Control Type:	Two-way stop	Delay (sec / veh):	10.1
Analysis Method:	HCM 7th Edition	Level Of Service:	B
Analysis Period:	15 minutes	Volume to Capacity (v/c):	0.034

Intersection Setup

Name	N. Ventura Avenue		N. Ventura Avenue		Los Cabos Lane	
Approach	Northbound		Southbound		Westbound	
Lane Configuration						
Turning Movement	Thru	Right	Left	Thru	Left	Right
Lane Width [ft]	12.00	12.00	12.00	12.00	12.00	12.00
No. of Lanes in Entry Pocket	0	0	1	0	0	0
Entry Pocket Length [ft]	100.00	100.00	100.00	100.00	100.00	100.00
No. of Lanes in Exit Pocket	0	0	0	0	0	0
Exit Pocket Length [ft]	0.00	0.00	0.00	0.00	0.00	0.00
Speed [mph]	30.00		30.00		30.00	
Grade [%]	0.00		0.00		0.00	
Crosswalk	No		Yes		No	

Volumes

Name	N. Ventura Avenue		N. Ventura Avenue		Los Cabos Lane	
Base Volume Input [veh/h]	87	13	5	77	21	1
Base Volume Adjustment Factor	1.0000	1.0000	1.0000	1.0000	1.0000	1.0000
Heavy Vehicles Percentage [%]	0.00	0.00	0.00	0.00	0.00	0.00
Growth Factor	1.0200	1.0200	1.0200	1.0200	1.0200	1.0200
In-Process Volume [veh/h]	0	0	0	0	0	0
Site-Generated Trips [veh/h]	8	0	0	25	0	0
Diverted Trips [veh/h]	0	0	0	0	0	0
Pass-by Trips [veh/h]	0	0	0	0	0	0
Existing Site Adjustment Volume [veh/h]	0	0	0	0	0	0
Other Volume [veh/h]	0	0	0	0	0	0
Total Hourly Volume [veh/h]	97	13	5	104	21	1
Peak Hour Factor	0.8400	0.8400	0.8400	0.8400	0.8400	0.8400
Other Adjustment Factor	1.0000	1.0000	1.0000	1.0000	1.0000	1.0000
Total 15-Minute Volume [veh/h]	29	4	1	31	6	0
Total Analysis Volume [veh/h]	115	15	6	124	25	1
Pedestrian Volume [ped/h]	0		0		0	

Intersection Settings

Priority Scheme	Free	Free	Stop
Flared Lane			No
Storage Area [veh]	0	0	0
Two-Stage Gap Acceptance			No
Number of Storage Spaces in Median	0	0	0

Movement, Approach, & Intersection Results

V/C, Movement V/C Ratio	0.00	0.00	0.00	0.00	0.03	0.00
d_M, Delay for Movement [s/veh]	0.00	0.00	7.46	0.00	10.10	9.03
Movement LOS	A	A	A	A	B	A
95th-Percentile Queue Length [veh/ln]	0.00	0.00	0.01	0.00	0.11	0.11
95th-Percentile Queue Length [ft/ln]	0.00	0.00	0.31	0.00	2.74	2.74
d_A, Approach Delay [s/veh]	0.00		0.34		10.06	
Approach LOS	A		A		B	
d_I, Intersection Delay [s/veh]	1.07					
Intersection LOS	B					

Intersection Level Of Service Report
Intersection 8: N. Ventura Ave/Norway Dr

Control Type:	Two-way stop	Delay (sec / veh):	11.6
Analysis Method:	HCM 7th Edition	Level Of Service:	B
Analysis Period:	15 minutes	Volume to Capacity (v/c):	0.084

Intersection Setup

Name	N. Ventura Avenue		N. Ventura Avenue		Norway Drive	
Approach	Northbound		Southbound		Westbound	
Lane Configuration						
Turning Movement	Thru	Right	Left	Thru	Left	Right
Lane Width [ft]	12.00	12.00	12.00	12.00	12.00	12.00
No. of Lanes in Entry Pocket	0	0	1	0	0	0
Entry Pocket Length [ft]	100.00	100.00	100.00	100.00	100.00	100.00
No. of Lanes in Exit Pocket	0	0	0	0	0	0
Exit Pocket Length [ft]	0.00	0.00	0.00	0.00	0.00	0.00
Speed [mph]	30.00		30.00		30.00	
Grade [%]	0.00		0.00		0.00	
Crosswalk	No		No		No	

Volumes

Name	N. Ventura Avenue		N. Ventura Avenue		Norway Drive	
Base Volume Input [veh/h]	53	22	16	31	46	110
Base Volume Adjustment Factor	1.0000	1.0000	1.0000	1.0000	1.0000	1.0000
Heavy Vehicles Percentage [%]	0.00	0.00	0.00	0.00	0.00	0.00
Growth Factor	1.0200	1.0200	1.0200	1.0200	1.0200	1.0200
In-Process Volume [veh/h]	0	0	0	0	0	0
Site-Generated Trips [veh/h]	75	0	0	24	0	0
Diverted Trips [veh/h]	0	0	0	0	0	0
Pass-by Trips [veh/h]	0	0	0	0	0	0
Existing Site Adjustment Volume [veh/h]	0	0	0	0	0	0
Other Volume [veh/h]	0	0	0	0	0	0
Total Hourly Volume [veh/h]	129	22	16	56	47	112
Peak Hour Factor	0.7990	0.7990	0.7990	0.7990	0.7990	0.7990
Other Adjustment Factor	1.0000	1.0000	1.0000	1.0000	1.0000	1.0000
Total 15-Minute Volume [veh/h]	40	7	5	18	15	35
Total Analysis Volume [veh/h]	161	28	20	70	59	140
Pedestrian Volume [ped/h]	0		0		0	

Intersection Settings

Priority Scheme	Free	Free	Stop
Flared Lane			No
Storage Area [veh]	0	0	0
Two-Stage Gap Acceptance			No
Number of Storage Spaces in Median	0	0	0

Movement, Approach, & Intersection Results

V/C, Movement V/C Ratio	0.00	0.00	0.01	0.00	0.08	0.16
d_M, Delay for Movement [s/veh]	0.00	0.00	7.61	0.00	11.57	10.55
Movement LOS	A	A	A	A	B	B
95th-Percentile Queue Length [veh/ln]	0.00	0.00	0.04	0.00	0.96	0.96
95th-Percentile Queue Length [ft/ln]	0.00	0.00	1.09	0.00	23.99	23.99
d_A, Approach Delay [s/veh]	0.00		1.69		10.85	
Approach LOS	A		A		B	
d_I, Intersection Delay [s/veh]	4.84					
Intersection LOS	B					

Intersection Level Of Service Report
Intersection 9: N. Ventura Ave/Crooked Palm Rd

Control Type:	Two-way stop	Delay (sec / veh):	11.0
Analysis Method:	HCM 7th Edition	Level Of Service:	B
Analysis Period:	15 minutes	Volume to Capacity (v/c):	0.005

Intersection Setup

Name	N. Ventura Avenue		N. Ventura Avenue		Crooked Palm Road	
Approach	Northbound		Southbound		Eastbound	
Lane Configuration						
Turning Movement	Left	Thru	Thru	Right	Left	Right
Lane Width [ft]	12.00	12.00	12.00	12.00	12.00	12.00
No. of Lanes in Entry Pocket	1	0	0	0	0	1
Entry Pocket Length [ft]	100.00	100.00	100.00	100.00	100.00	100.00
No. of Lanes in Exit Pocket	0	0	0	0	0	0
Exit Pocket Length [ft]	0.00	0.00	0.00	0.00	0.00	0.00
Speed [mph]	30.00		30.00		30.00	
Grade [%]	0.00		0.00		0.00	
Crosswalk	No		No		No	

Volumes

Name	N. Ventura Avenue		N. Ventura Avenue		Crooked Palm Road	
Base Volume Input [veh/h]	3	148	55	5	2	0
Base Volume Adjustment Factor	1.0000	1.0000	1.0000	1.0000	1.0000	1.0000
Heavy Vehicles Percentage [%]	0.00	0.00	0.00	0.00	0.00	0.00
Growth Factor	1.0200	1.0200	1.0200	1.0200	1.0200	1.0200
In-Process Volume [veh/h]	0	0	0	0	0	0
Site-Generated Trips [veh/h]	0	75	24	0	0	0
Diverted Trips [veh/h]	0	0	0	0	0	0
Pass-by Trips [veh/h]	0	0	0	0	0	0
Existing Site Adjustment Volume [veh/h]	0	0	0	0	0	0
Other Volume [veh/h]	0	0	0	0	0	0
Total Hourly Volume [veh/h]	3	226	80	5	2	0
Peak Hour Factor	0.7830	0.7830	0.7830	0.7830	0.7830	0.7830
Other Adjustment Factor	1.0000	1.0000	1.0000	1.0000	1.0000	1.0000
Total 15-Minute Volume [veh/h]	1	72	26	2	1	0
Total Analysis Volume [veh/h]	4	289	102	6	3	0
Pedestrian Volume [ped/h]	0		0		0	

Intersection Settings

Priority Scheme	Free	Free	Stop
Flared Lane			
Storage Area [veh]	0	0	0
Two-Stage Gap Acceptance			No
Number of Storage Spaces in Median	0	0	0

Movement, Approach, & Intersection Results

V/C, Movement V/C Ratio	0.00	0.00	0.00	0.00	0.00	0.00
d_M, Delay for Movement [s/veh]	7.41	0.00	0.00	0.00	10.97	8.77
Movement LOS	A	A	A	A	B	A
95th-Percentile Queue Length [veh/ln]	0.01	0.00	0.00	0.00	0.01	0.00
95th-Percentile Queue Length [ft/ln]	0.20	0.00	0.00	0.00	0.37	0.00
d_A, Approach Delay [s/veh]	0.10		0.00		10.97	
Approach LOS	A		A		B	
d_I, Intersection Delay [s/veh]	0.15					
Intersection LOS	B					

Intersection Level Of Service Report
Intersection 10: N. Ventura Ave/Canada Larga Rd

Control Type:	Two-way stop	Delay (sec / veh):	16.1
Analysis Method:	HCM 7th Edition	Level Of Service:	C
Analysis Period:	15 minutes	Volume to Capacity (v/c):	0.006

Intersection Setup

Name	N. Ventura Avenue			N. Ventura Avenue			Canada Larga Road			Canada Larga Road		
Approach	Northbound			Southbound			Eastbound			Westbound		
Lane Configuration												
Turning Movement	Left	Thru	Right	Left	Thru	Right	Left	Thru	Right	Left	Thru	Right
Lane Width [ft]	12.00	12.00	12.00	12.00	12.00	12.00	12.00	12.00	12.00	12.00	12.00	12.00
No. of Lanes in Entry Pocket	0	0	0	0	0	0	0	0	0	0	0	0
Entry Pocket Length [ft]	100.00	100.00	100.00	100.00	100.00	100.00	100.00	100.00	100.00	100.00	100.00	100.00
No. of Lanes in Exit Pocket	0	0	0	0	0	0	0	0	0	0	0	0
Exit Pocket Length [ft]	0.00	0.00	0.00	0.00	0.00	0.00	0.00	0.00	0.00	0.00	0.00	0.00
Speed [mph]	30.00			30.00			30.00			30.00		
Grade [%]	0.00			0.00			0.00			0.00		
Crosswalk	No			No			Yes			No		

Volumes

Name	N. Ventura Avenue			N. Ventura Avenue			Canada Larga Road			Canada Larga Road		
Base Volume Input [veh/h]	1	25	115	2	25	0	0	2	2	113	4	6
Base Volume Adjustment Factor	1.0000	1.0000	1.0000	1.0000	1.0000	1.0000	1.0000	1.0000	1.0000	1.0000	1.0000	1.0000
Heavy Vehicles Percentage [%]	0.00	0.00	0.00	0.00	0.00	0.00	0.00	0.00	0.00	0.00	0.00	0.00
Growth Factor	1.0200	1.0200	1.0200	1.0200	1.0200	1.0200	1.0200	1.0200	1.0200	1.0200	1.0200	1.0200
In-Process Volume [veh/h]	0	0	0	0	0	0	0	0	0	0	0	0
Site-Generated Trips [veh/h]	0	0	75	0	0	0	0	0	0	24	0	0
Diverted Trips [veh/h]	0	0	0	0	0	0	0	0	0	0	0	0
Pass-by Trips [veh/h]	0	0	0	0	0	0	0	0	0	0	0	0
Existing Site Adjustment Volume [veh/h]	0	0	0	0	0	0	0	0	0	0	0	0
Other Volume [veh/h]	0	0	0	0	0	0	0	0	0	0	0	0
Total Hourly Volume [veh/h]	1	26	192	2	26	0	0	2	2	139	4	6
Peak Hour Factor	0.8380	0.8380	0.8380	0.8380	0.8380	0.8380	0.8380	0.8380	0.8380	0.8380	0.8380	0.8380
Other Adjustment Factor	1.0000	1.0000	1.0000	1.0000	1.0000	1.0000	1.0000	1.0000	1.0000	1.0000	1.0000	1.0000
Total 15-Minute Volume [veh/h]	0	8	57	1	8	0	0	1	1	41	1	2
Total Analysis Volume [veh/h]	1	31	229	2	31	0	0	2	2	166	5	7
Pedestrian Volume [ped/h]	0			0			0			0		

Intersection Settings

Priority Scheme	Stop	Stop	Free	Free
Flared Lane	No	No		
Storage Area [veh]	0	0	0	0
Two-Stage Gap Acceptance	No	No		
Number of Storage Spaces in Median	0	0	0	0

Movement, Approach, & Intersection Results

V/C, Movement V/C Ratio	0.00	0.06	0.21	0.01	0.06	0.00	0.00	0.00	0.00	0.10	0.00	0.00
d_M, Delay for Movement [s/veh]	13.46	13.32	9.71	16.15	12.40	8.83	7.22	0.00	0.00	7.46	0.00	0.00
Movement LOS	B	B	A	C	B	A	A	A	A	A	A	A
95th-Percentile Queue Length [veh/ln]	1.11	1.11	1.11	0.21	0.21	0.21	0.00	0.00	0.00	0.34	0.34	0.34
95th-Percentile Queue Length [ft/ln]	27.71	27.71	27.71	5.22	5.22	5.22	0.00	0.00	0.00	8.59	8.59	8.59
d_A, Approach Delay [s/veh]	10.15			12.62			0.00			6.96		
Approach LOS	B			B			A			A		
d_I, Intersection Delay [s/veh]	9.05											
Intersection LOS	C											

Intersection Level Of Service Report
Intersection 11: SR-33 SB Ramps/Canada Larga Rd

Control Type:	Two-way stop	Delay (sec / veh):	10.7
Analysis Method:	HCM 7th Edition	Level Of Service:	B
Analysis Period:	15 minutes	Volume to Capacity (v/c):	0.006

Intersection Setup

Name	SR-33 SB Ramps			SR-33 SB Ramps			Canada Larga Road			Canada Larga Road		
Approach	Northbound			Southbound			Eastbound			Westbound		
Lane Configuration												
Turning Movement	Left	Thru	Right	Left	Thru	Right	Left	Thru	Right	Left	Thru	Right
Lane Width [ft]	12.00	12.00	12.00	12.00	12.00	12.00	12.00	12.00	12.00	12.00	12.00	12.00
No. of Lanes in Entry Pocket	0	0	0	0	0	1	0	0	0	0	0	0
Entry Pocket Length [ft]	100.00	100.00	100.00	100.00	100.00	100.00	100.00	100.00	100.00	100.00	100.00	100.00
No. of Lanes in Exit Pocket	0	0	0	0	0	0	0	0	0	0	0	0
Exit Pocket Length [ft]	0.00	0.00	0.00	0.00	0.00	0.00	0.00	0.00	0.00	0.00	0.00	0.00
Speed [mph]	30.00			30.00			30.00			30.00		
Grade [%]	0.00			0.00			0.00			0.00		
Crosswalk	No			Yes			Yes			No		

Volumes

Name	SR-33 SB Ramps			SR-33 SB Ramps			Canada Larga Road			Canada Larga Road		
Base Volume Input [veh/h]	0	0	0	3	0	38	0	33	87	4	86	0
Base Volume Adjustment Factor	1.0000	1.0000	1.0000	1.0000	1.0000	1.0000	1.0000	1.0000	1.0000	1.0000	1.0000	1.0000
Heavy Vehicles Percentage [%]	0.00	0.00	0.00	0.00	0.00	0.00	0.00	0.00	0.00	0.00	0.00	0.00
Growth Factor	1.0000	1.0000	1.0000	1.0200	1.0000	1.0200	1.0000	1.0200	1.0200	1.0200	1.0200	1.0000
In-Process Volume [veh/h]	0	0	0	0	0	0	0	0	0	0	0	0
Site-Generated Trips [veh/h]	0	0	0	0	0	8	0	30	45	0	16	0
Diverted Trips [veh/h]	0	0	0	0	0	0	0	0	0	0	0	0
Pass-by Trips [veh/h]	0	0	0	0	0	0	0	0	0	0	0	0
Existing Site Adjustment Volume [veh/h]	0	0	0	0	0	0	0	0	0	0	0	0
Other Volume [veh/h]	0	0	0	0	0	0	0	0	0	0	0	0
Total Hourly Volume [veh/h]	0	0	0	3	0	47	0	64	134	4	104	0
Peak Hour Factor	1.0000	1.0000	1.0000	0.7750	1.0000	0.7750	1.0000	0.7750	0.7750	0.7750	0.7750	1.0000
Other Adjustment Factor	1.0000	1.0000	1.0000	1.0000	1.0000	1.0000	1.0000	1.0000	1.0000	1.0000	1.0000	1.0000
Total 15-Minute Volume [veh/h]	0	0	0	1	0	15	0	21	43	1	34	0
Total Analysis Volume [veh/h]	0	0	0	4	0	61	0	83	173	5	134	0
Pedestrian Volume [ped/h]	0			0			0			0		

Intersection Settings

Priority Scheme	Stop	Stop	Free	Free
Flared Lane				
Storage Area [veh]	0	0	0	0
Two-Stage Gap Acceptance		No		
Number of Storage Spaces in Median	0	0	0	0

Movement, Approach, & Intersection Results

V/C, Movement V/C Ratio	0.00	0.00	0.00	0.01	0.00	0.07	0.00	0.00	0.00	0.00	0.00	0.00
d_M, Delay for Movement [s/veh]	0.00	0.00	0.00	10.66	0.00	9.19	0.00	0.00	0.00	7.73	0.00	0.00
Movement LOS				B		A		A	A	A	A	
95th-Percentile Queue Length [veh/ln]	0.00	0.00	0.00	0.02	0.00	0.21	0.00	0.00	0.00	0.01	0.01	0.00
95th-Percentile Queue Length [ft/ln]	0.00	0.00	0.00	0.47	0.00	5.31	0.00	0.00	0.00	0.21	0.21	0.00
d_A, Approach Delay [s/veh]	0.00			9.28			0.00			0.28		
Approach LOS	A			A			A			A		
d_I, Intersection Delay [s/veh]	1.40											
Intersection LOS	B											

Intersection Level Of Service Report
Intersection 12: SR-33 NB Ramps/Canada Larga Rd

Control Type:	Two-way stop	Delay (sec / veh):	10.3
Analysis Method:	HCM 7th Edition	Level Of Service:	B
Analysis Period:	15 minutes	Volume to Capacity (v/c):	0.148

Intersection Setup

Name	SR-33 NB Ramps			SR-33 NB Ramps			Canada Larga Road			Canada Larga Road		
Approach	Northbound			Southbound			Eastbound			Westbound		
Lane Configuration												
Turning Movement	Left	Thru	Right	Left	Thru	Right	Left	Thru	Right	Left	Thru	Right
Lane Width [ft]	12.00	12.00	12.00	12.00	12.00	12.00	12.00	12.00	12.00	12.00	12.00	12.00
No. of Lanes in Entry Pocket	0	0	1	0	0	0	0	0	0	0	0	0
Entry Pocket Length [ft]	100.00	100.00	100.00	100.00	100.00	100.00	100.00	100.00	100.00	100.00	100.00	100.00
No. of Lanes in Exit Pocket	0	0	0	0	0	0	0	0	0	0	0	0
Exit Pocket Length [ft]	0.00	0.00	0.00	0.00	0.00	0.00	0.00	0.00	0.00	0.00	0.00	0.00
Speed [mph]	30.00			30.00			30.00			30.00		
Grade [%]	0.00			0.00			0.00			0.00		
Crosswalk	No			No			No			No		

Volumes

Name	SR-33 NB Ramps			SR-33 NB Ramps			Canada Larga Road			Canada Larga Road		
Base Volume Input [veh/h]	86	0	4	0	0	0	31	3	0	0	4	5
Base Volume Adjustment Factor	1.0000	1.0000	1.0000	1.0000	1.0000	1.0000	1.0000	1.0000	1.0000	1.0000	1.0000	1.0000
Heavy Vehicles Percentage [%]	0.00	0.00	0.00	0.00	0.00	0.00	0.00	0.00	0.00	0.00	0.00	0.00
Growth Factor	1.0200	1.0000	1.0200	1.0000	1.0000	1.0000	1.0200	1.0200	1.0000	1.0000	1.0200	1.0200
In-Process Volume [veh/h]	0	0	0	0	0	0	0	0	0	0	0	0
Site-Generated Trips [veh/h]	14	0	0	0	0	0	25	5	0	0	2	0
Diverted Trips [veh/h]	0	0	0	0	0	0	0	0	0	0	0	0
Pass-by Trips [veh/h]	0	0	0	0	0	0	0	0	0	0	0	0
Existing Site Adjustment Volume [veh/h]	0	0	0	0	0	0	0	0	0	0	0	0
Other Volume [veh/h]	0	0	0	0	0	0	0	0	0	0	0	0
Total Hourly Volume [veh/h]	102	0	4	0	0	0	57	8	0	0	6	5
Peak Hour Factor	0.8750	1.0000	0.8750	1.0000	1.0000	1.0000	0.8750	0.8750	1.0000	1.0000	0.8750	0.8750
Other Adjustment Factor	1.0000	1.0000	1.0000	1.0000	1.0000	1.0000	1.0000	1.0000	1.0000	1.0000	1.0000	1.0000
Total 15-Minute Volume [veh/h]	29	0	1	0	0	0	16	2	0	0	2	1
Total Analysis Volume [veh/h]	117	0	5	0	0	0	65	9	0	0	7	6
Pedestrian Volume [ped/h]	0			0			0			0		

Intersection Settings

Priority Scheme	Stop	Stop	Free	Free
Flared Lane				
Storage Area [veh]	0	0	0	0
Two-Stage Gap Acceptance	No			
Number of Storage Spaces in Median	0	0	0	0

Movement, Approach, & Intersection Results

V/C, Movement V/C Ratio	0.15	0.00	0.00	0.00	0.00	0.00	0.04	0.00	0.00	0.00	0.00	0.00
d_M, Delay for Movement [s/veh]	10.35	0.00	8.35	0.00	0.00	0.00	7.30	0.00	0.00	0.00	0.00	0.00
Movement LOS	B		A				A	A			A	A
95th-Percentile Queue Length [veh/ln]	0.52	0.00	0.01	0.00	0.00	0.00	0.11	0.11	0.00	0.00	0.00	0.00
95th-Percentile Queue Length [ft/ln]	12.95	0.00	0.35	0.00	0.00	0.00	2.81	2.81	0.00	0.00	0.00	0.00
d_A, Approach Delay [s/veh]	10.26			0.00			6.41			0.00		
Approach LOS	B			A			A			A		
d_I, Intersection Delay [s/veh]	8.26											
Intersection LOS	B											

Intersection Level Of Service Report
Intersection 13: N. Ventura Ave/Project Dwy #1

Control Type:	Two-way stop	Delay (sec / veh):	10.6
Analysis Method:	HCM 7th Edition	Level Of Service:	B
Analysis Period:	15 minutes	Volume to Capacity (v/c):	0.023

Intersection Setup

Name	N. Ventura Avenue		N. Ventura Avenue		Project Driveway #1	
Approach	Northbound		Southbound		Westbound	
Lane Configuration						
Turning Movement	Thru	Right	Left	Thru	Left	Right
Lane Width [ft]	12.00	12.00	12.00	12.00	12.00	12.00
No. of Lanes in Entry Pocket	0	1	1	0	0	0
Entry Pocket Length [ft]	100.00	100.00	100.00	100.00	100.00	100.00
No. of Lanes in Exit Pocket	0	0	0	0	0	0
Exit Pocket Length [ft]	0.00	0.00	0.00	0.00	0.00	0.00
Speed [mph]	30.00		30.00		30.00	
Grade [%]	0.00		0.00		0.00	
Crosswalk	No		No		No	

Volumes

Name	N. Ventura Avenue		N. Ventura Avenue		Project Driveway #1	
Base Volume Input [veh/h]	88	0	0	77	0	0
Base Volume Adjustment Factor	1.0000	1.0000	1.0000	1.0000	1.0000	1.0000
Heavy Vehicles Percentage [%]	0.00	0.00	0.00	0.00	0.00	0.00
Growth Factor	1.0200	1.0200	1.0200	1.0200	1.0200	1.0200
In-Process Volume [veh/h]	0	0	0	0	0	0
Site-Generated Trips [veh/h]	38	4	12	12	13	38
Diverted Trips [veh/h]	0	0	0	0	0	0
Pass-by Trips [veh/h]	0	0	0	0	0	0
Existing Site Adjustment Volume [veh/h]	0	0	0	0	0	0
Other Volume [veh/h]	0	0	0	0	0	0
Total Hourly Volume [veh/h]	128	4	12	91	13	38
Peak Hour Factor	0.7990	0.7990	0.7990	0.7990	0.7990	0.7990
Other Adjustment Factor	1.0000	1.0000	1.0000	1.0000	1.0000	1.0000
Total 15-Minute Volume [veh/h]	40	1	4	28	4	12
Total Analysis Volume [veh/h]	160	5	15	114	16	48
Pedestrian Volume [ped/h]	0		0		0	

Intersection Settings

Priority Scheme	Free	Free	Stop
Flared Lane			No
Storage Area [veh]	0	0	0
Two-Stage Gap Acceptance			No
Number of Storage Spaces in Median	0	0	0

Movement, Approach, & Intersection Results

V/C, Movement V/C Ratio	0.00	0.00	0.01	0.00	0.02	0.05
d_M, Delay for Movement [s/veh]	0.00	0.00	7.55	0.00	10.62	9.41
Movement LOS	A	A	A	A	B	A
95th-Percentile Queue Length [veh/ln]	0.00	0.00	0.03	0.00	0.25	0.25
95th-Percentile Queue Length [ft/ln]	0.00	0.00	0.80	0.00	6.26	6.26
d_A, Approach Delay [s/veh]	0.00		0.88		9.71	
Approach LOS	A		A		A	
d_I, Intersection Delay [s/veh]	2.05					
Intersection LOS	B					

Intersection Level Of Service Report
Intersection 14: N. Ventura Ave/Project Dwy #2

Control Type:	Two-way stop	Delay (sec / veh):	10.3
Analysis Method:	HCM 7th Edition	Level Of Service:	B
Analysis Period:	15 minutes	Volume to Capacity (v/c):	0.022

Intersection Setup

Name	N. Ventura Avenue		N. Ventura Avenue		Project Driveway #2	
Approach	Northbound		Southbound		Westbound	
Lane Configuration						
Turning Movement	Thru	Right	Left	Thru	Left	Right
Lane Width [ft]	12.00	12.00	12.00	12.00	12.00	12.00
No. of Lanes in Entry Pocket	0	0	1	0	0	0
Entry Pocket Length [ft]	100.00	100.00	100.00	100.00	100.00	100.00
No. of Lanes in Exit Pocket	0	0	0	0	0	0
Exit Pocket Length [ft]	0.00	0.00	0.00	0.00	0.00	0.00
Speed [mph]	30.00		30.00		30.00	
Grade [%]	0.00		0.00		0.00	
Crosswalk	Yes		Yes		Yes	

Volumes

Name	N. Ventura Avenue		N. Ventura Avenue		Project Driveway #2	
Base Volume Input [veh/h]	88	0	0	77	0	0
Base Volume Adjustment Factor	1.0000	1.0000	1.0000	1.0000	1.0000	1.0000
Heavy Vehicles Percentage [%]	0.00	0.00	0.00	0.00	0.00	0.00
Growth Factor	1.0000	1.0000	1.0000	1.0000	1.0000	1.0000
In-Process Volume [veh/h]	0	0	0	0	0	0
Site-Generated Trips [veh/h]	4	4	12	13	13	38
Diverted Trips [veh/h]	0	0	0	0	0	0
Pass-by Trips [veh/h]	0	0	0	0	0	0
Existing Site Adjustment Volume [veh/h]	0	0	0	0	0	0
Other Volume [veh/h]	0	0	0	0	0	0
Total Hourly Volume [veh/h]	92	4	12	90	13	38
Peak Hour Factor	0.7990	0.7990	0.7990	0.7990	0.7990	0.7990
Other Adjustment Factor	1.0000	1.0000	1.0000	1.0000	1.0000	1.0000
Total 15-Minute Volume [veh/h]	29	1	4	28	4	12
Total Analysis Volume [veh/h]	115	5	15	113	16	48
Pedestrian Volume [ped/h]	0		0		0	

Intersection Settings

Priority Scheme	Free	Free	Stop
Flared Lane			No
Storage Area [veh]	0	0	0
Two-Stage Gap Acceptance			No
Number of Storage Spaces in Median	0	0	0

Movement, Approach, & Intersection Results

V/C, Movement V/C Ratio	0.00	0.00	0.01	0.00	0.02	0.05
d_M, Delay for Movement [s/veh]	0.00	0.00	7.46	0.00	10.29	9.15
Movement LOS	A	A	A	A	B	A
95th-Percentile Queue Length [veh/ln]	0.00	0.00	0.03	0.00	0.24	0.24
95th-Percentile Queue Length [ft/ln]	0.00	0.00	0.77	0.00	5.90	5.90
d_A, Approach Delay [s/veh]	0.00		0.87		9.44	
Approach LOS	A		A		A	
d_I, Intersection Delay [s/veh]	2.29					
Intersection LOS	B					

Appendix C

Mobile Health Risk Assessment

MOBILE HEALTH RISK ASSESSMENT

VENTURA RANCH FARMWORKER HOUSING COMMUNITY

4884 North Ventura Avenue
Ventura, CA 93001

PREPARED FOR:

Ventura Ranch Partners, LLC
2291 North Patterson Road
Oxnard, CA 93036

PREPARED BY:

Meridian Consultants

Westlake Village Office
860 Hampshire Road, Suite P
Westlake Village, CA 91361

May 2025

Table of Contents

A. Executive Summary 1
B. Project Description 3
C. Environmental Setting 8
D. Regulatory Background 12
E. Methodology 14
F. Significance Thresholds 21
G. Impact Analysis 22
H. Certification 23

List of Figures

Figure		Page
1	Project Site Location	5
2	Conceptual Site Plan	6
3	Tentative Parcel Map	7
4	Emission Source and Receptor Grid Map	20

List of Tables

Table		Page
1	Sources and Health Effects of Criteria Air Pollutants	9
2	Air Quality Monitoring Summary	10
3	Air Basin Attainment Status	11
4	Ambient Air Quality Standards	12
5	Estimated Inhalation Cancer Risk and Chronic Hazards	Error! Bookmark not defined.

Appendices

1.0 AERMOD Output Sheets
2.0 Emission Rate Worksheets
3.0 Cancer Risk Worksheets

EXECUTIVE SUMMARY

The Ventura County Air Pollution Control District (VCAPCD) provides guidelines for conducting health risk assessments (HRAs) related to freeway emissions, particularly when sensitive land uses are proposed near heavily traveled transportation corridors.

According to the Ventura County General Plan, discretionary developments that include sensitive receptors should be located at least 1,000 feet from road with traffic volumes exceeding 50,000 vehicles per day. If a project proposes sensitive land uses within this 1,000-foot buffer, a site specific HRA is required. The Ventura Ranch Farmworker Housing Community Project (Project) is located approximately less than 150 feet east of State Route 33 (SR-33). Therefore, the purpose of this HRA is to provide an assessment of the impacts resulting from the proposed Project and to identify any measures that may be necessary to reduce potentially significant impacts.

The analysis indicates that without the installation of any filters, cancer risk impacts would remain below the applicable significance threshold. Thus, the cancer and chronic risk for residential receptors due to SR-33 would not be considered significant for all residential receptors at the Project site. However, to further reduce the exposure of the Project's on-site residents to Diesel Particulate Matter (DPM) emissions, it is recommended that the Project incorporate high-efficiency pleated particle filters for residential uses located near busy roadways. These filters are generally considered the most effective approach to filtration because they can remove the very small particles emitted by motor vehicles without emitting ozone, formaldehyde, or other harmful byproducts.

Minimum Efficiency Reporting Value (MERV) filters would generally be considered the most effective approach to filtration because these filters can remove the very small particles emitted by motor vehicles without emitting ozone, formaldehyde, or other harmful byproducts. MERV 13 air filtration systems are capable of removing 50 percent or more of particles between 0.3 and 1.0 microns, often used in commercial buildings, residential heating, ventilation and air conditioning (HVAC) systems, and hospitals.

PROJECT DESCRIPTION

Overview

The proposed Ventura Ranch project is a comprehensive residential community exclusively for farmworkers and their families, located north of the city of Ventura near the major agricultural regions of the Oxnard Plain. The community will consist of 308 apartments, along with community spaces such as two indoor community centers, play fields, plazas, walking paths, and playgrounds. The site will also contain infrastructure such as driveways and parking areas, utility improvements, and other associated infrastructure.

Ventura Ranch is designed with the goal of providing a high quality, attractive, and safe environment for its residents. The community will consist of one-, two-, and three-bedroom apartments in a Spanish Colonial style, ranging approximately from 576 to 1,104 square feet in size. Each apartment will have a private outdoor living space, such as a patio or balcony. Apartment buildings will be oriented towards central outdoor spaces. Sustainability will also be emphasized, with all electric energy efficient appliances, native landscaping, and on-site stormwater treatment and management. Ventura Ranch will provide 308 new affordable dwelling units exclusively to farmworkers and their families in accordance with Ventura County Non-Coastal Zoning Ordinance Section 8107-41.1.

Project Site

The Project site is located at 4884 N. Ventura Avenue within unincorporated Ventura County, north of the city of Ventura and approximately less than 150 feet east of SR-33, as shown in **Figure 1: Project Site Location**. The project will include a 4 lot Tentative Parcel Map of an existing 82.9-acre legal lot that consists of APNs 063-0-110-06, -03, -09 and -14. The farmworker housing development will consist of two parcels; Parcel One is 9.5 acres and Parcel Two is 8.59 acres. The existing farmhouse and barn on the property will remain on a 10.67-acre parcel identified as the agricultural parcel (Parcel Three) and Parcel Four is a 54.14-acre parcel that will be designated a Conservation Subdivision lot and will be donated to a conservation entity.

The applicant is requesting the property be subdivided into four parcels. Two parcels will be developed for farmworker housing, and one will contain the existing residence, barn and a total of 10.67 acres. The fourth lot will consist of the remaining undeveloped open space property. The two farmworker housing development parcels will consist of 308 residential units and two community centers developed in two phases of approximately equal size.

Proposed Site Design

The proposed farmworker housing community will contain 308 dwelling units, along with amenities such as community center room(s), play fields, tot lots/playgrounds, and barbeque areas. The project will be developed in two phases as detailed in **Figure 2: Conceptual Site Plan** and **Figure 3: Tentative Parcel Map**. The site takes access from a driveway off of Ventura Road and from the extension of Floral Drive

from the Norway Tract to the north of this site. These proposed access roads meet Ventura County Road standards. Access and utility easements for the benefit of all parcels are shown in **Figure 3**.

Circulation within the community is provided by a looping driveway that meets fire aerial apparatus standards, and provides vehicular circulation to the proposed units, as well as resident parking spaces. The proposed parcels will be granted access easements over the proposed driveway, to ensure complete site circulation. The proposed residential units are clustered in the center of the site, overlooking core community spaces such as play fields, playgrounds, and community centers. Internal pathways provide pedestrian circulation to residential buildings and community amenities within the site.

Preliminary unit composition consists of a blend of one-, two-, and three-bedroom units. Unit sizes range from approximately 575 to 1,100 square feet. In addition to these residential units, two 3,000 square foot community centers are proposed.

Five different residential building types are proposed. Building Types A, B, C and E can best be described as three-story apartment buildings, each containing 12 to 24 dwelling units. Building Type D is a two-story quadplex type building.

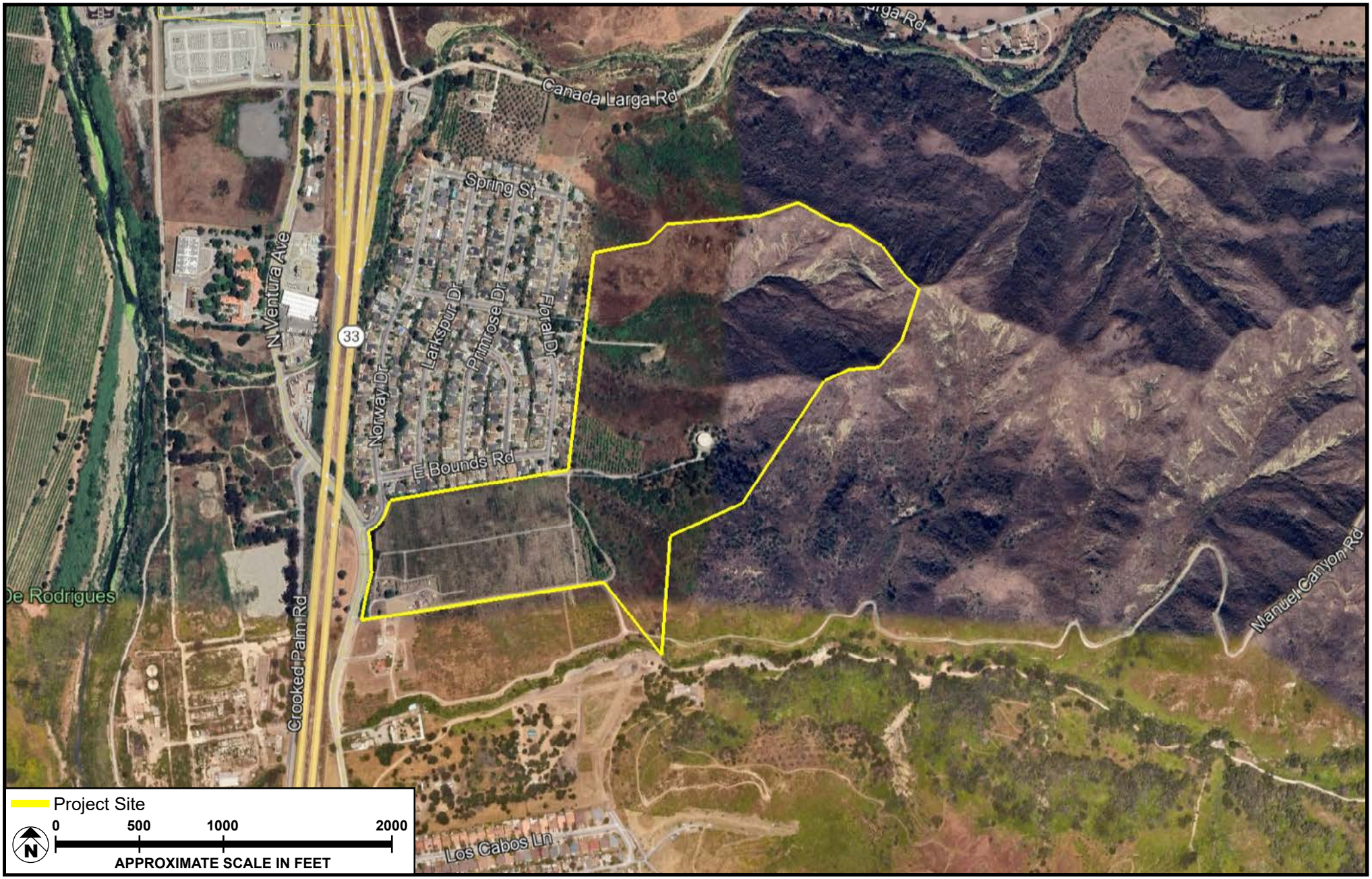

SOURCE: Google Earth - 2025

FIGURE **1**

Meridian Consultants

Project Site Location

391-001-23

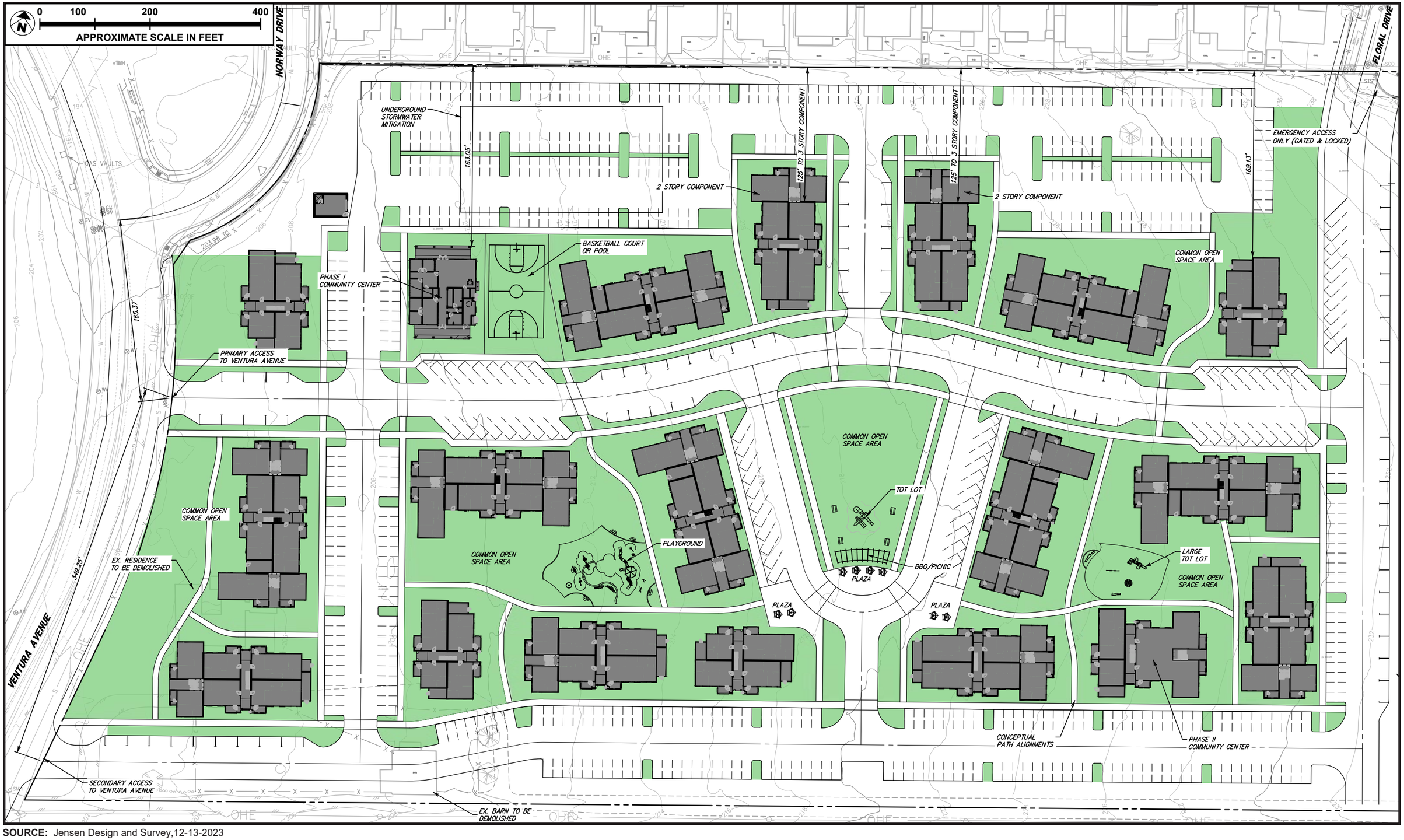

SOURCE: Jensen Design and Survey,12-13-2023

FIGURE **2**

Meridian Consultants

Conceptual Site Plan

391-001-23

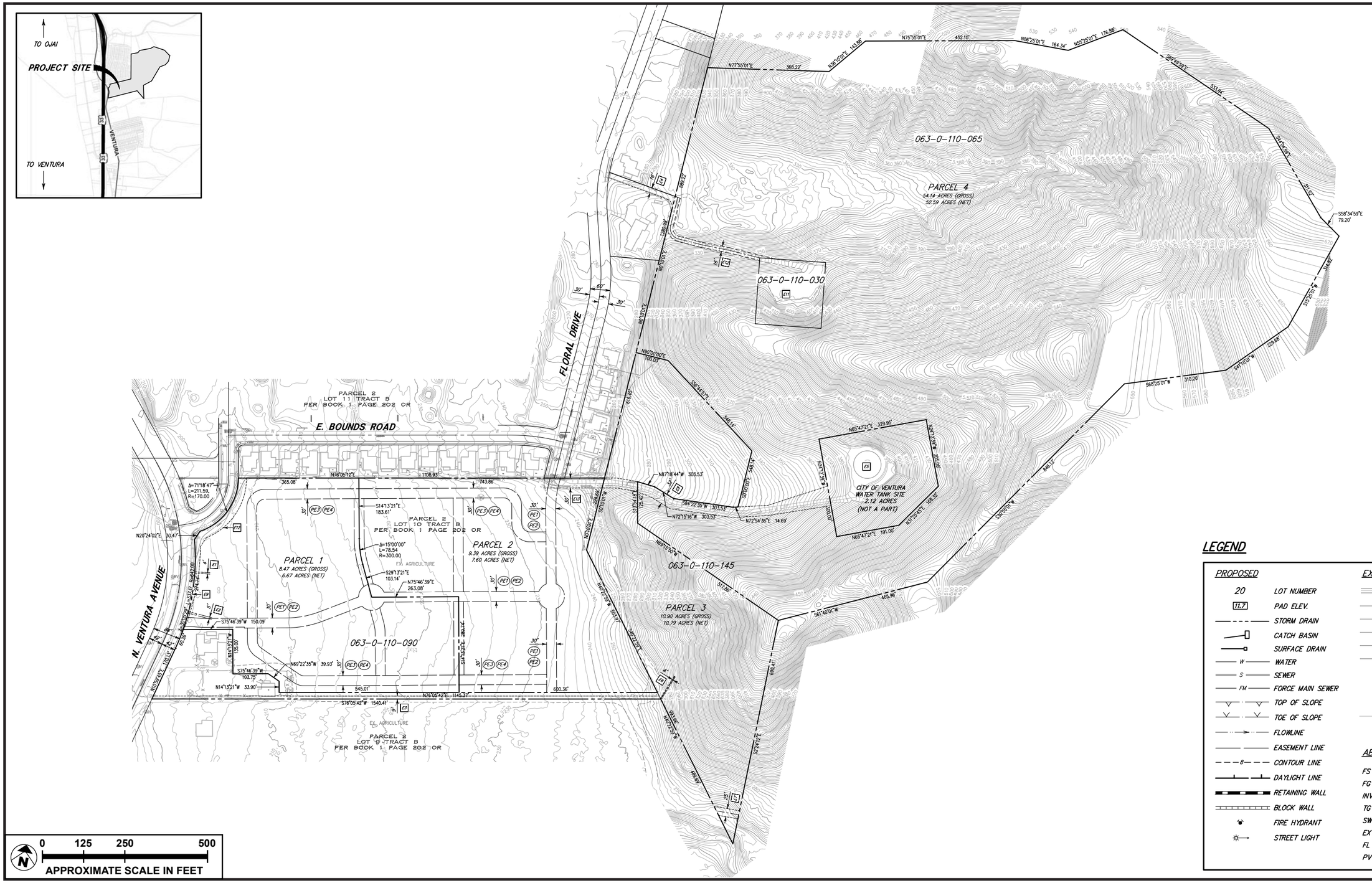

LEGEND

PROPOSED		EXISTING	
20	LOT NUMBER		STORM DRAIN
11.7	PAD ELEV.	W	WATER
	STORM DRAIN	S	SEWER
	CATCH BASIN	G	GAS
	SURFACE DRAIN	T	TELEPHONE
W	WATER	OHE	OVERHEAD ELEC.
S	SEWER		WATER VALVE
FM	FORCE MAIN SEWER		FIRE HYDRANT
	TOP OF SLOPE		STREET LIGHT
	TOE OF SLOPE	10	CONTOUR LINE
	FLOWLINE		STREET SIGN
	EASEMENT LINE		
8	CONTOUR LINE		
	DAYLIGHT LINE		
	RETAINING WALL		
	BLOCK WALL		
	FIRE HYDRANT		
	STREET LIGHT		

ABBREVIATIONS	
FS	FINISH SURFACE
FG	FINISH GRADE
INV	INVERT
TG	TOP OF GRATE
SW	SIDEWALK
EX	EXISTING
FL	FLOW LINE
PVT	PRIVATE

SOURCE: Jensen Design - May 2023

FIGURE **3**

Meridian Consultants

Tentative Parcel Map

391-001-23

ENVIRONMENTAL SETTING

Ambient air quality emissions present complex environmental issues that require regulatory attention on both large and small scales. The cumulative nature of project-level and localized emissions contributing to greater regional conditions warrants that regulatory policies be instituted on national, State, and regional levels to address air quality concerns. The following sections outline the applicable regulatory framework that exists at the national, State, and regional levels for air quality.

Background

The United States Environmental Protection Agency (USEPA) is responsible for federal oversight and enforcement of air quality management policies under the 1970 Clean Air Act (CAA). Each individual state is tasked with preparing and adhering to State Implementation Plans[1] (SIPs) for achieving the goals set forth within the CAA. California has some of the most stringent air quality policies in the country and, through the California Air Resources Board (CARB) branch of the California Environmental Protection Agency (CalEPA), has developed its own ambient air quality standards (AAQS). The State is divided into air quality jurisdictions; each jurisdiction is governed by a regional air district that oversees policy implementation, permitting of air pollution emission sources, and enforcement of regulatory requirements. Six criteria air pollutants (CAPs) are monitored at the federal, State, and regional levels. These six CAPs—ozone, particulate matter PM10 and PM2.5, nitrogen dioxide, carbon monoxide, lead, and sulfur dioxide—were identified based on a consensus of decades of research that concluded inhalation of each of the chemicals results in adverse health effects in humans. The six pollutants are identified below in **Table 1: Sources and Health Effects of Criteria Air Pollutants**, along with their common sources and primary health effects from inhalation exposure.

1 A State Implementation Plan is a document prepared by each state describing existing air quality conditions and measures that will be followed to attain and maintain National Ambient Air Quality Standards.

TABLE 1: SOURCES AND HEALTH EFFECTS OF CRITERIA AIR POLLUTANTS		
Pollutants	**Sources**	**Primary Effects**
Ozone (O3)	Formed through chemical reactions between pollutants emitted from vehicles, factories and other industrial sources, fossil fuels, combustion, consumer products, evaporation of paints, and many other sources; VOCs and NOx react in the presence of sunlight	Respiratory symptoms; worsening of lung disease; lung tissue damage; ecosystem damage; damage to rubber and some plastics
Respirable particulate matter (PM10)	Emissions from combustion of gasoline, oil, diesel fuel or wood; dust from construction sites, landfills and agriculture, wildfires and brush/waste burning, industrial sources, wind-blown dust from open lands, pollen, and fragments of bacteria; chemical reactions of gases and certain organic compounds	Premature death and hospitalization; worsening of respiratory disease; reduced visibility; surface soiling
Fine particulate matter (PM2.5)	Emissions from combustion of gasoline, oil, diesel fuel or wood; chemical reactions of gases and certain organic compounds	Premature death; hospitalization; asthma-related emergencies; increased asthma symptoms and inhaler use
Carbon monoxide (CO)	Incomplete combustion of CO-containing fuels such as natural gas, gasoline, or wood; emitted by a wide variety of combustion sources, including motor vehicles, power plants, wildfires, and incinerators	Chest pain in heart disease patients; headaches; light-headedness; reduced mental alertness
Nitrogen dioxide (NO2)	Emitted from combustion sources similar to CO; formed in the atmosphere through reactions between NO and other air pollutants that require the presence of sunlight (photochemical reactions).	Lung irritation; enhanced allergic responses
Lead (Pb)	Present in soils; ore and metals processing; waste incinerators, utilities, and lead-acid battery manufacturers	Impaired mental function; learning disabilities; brain and kidney damage
Sulfur dioxide (SO2)	Emitted when sulfur-containing fuel is burned; industrial processes, such as natural gas and petroleum extraction, oil refining, and metal processing; volcanic activity and from geothermal fields	Worsening of asthma: increased symptoms, increased medication usage, and emergency room visits; acid rain

Source: California Air Resources Board, "Common Air Pollutants," https://ww2.arb.ca.gov/resources/common-air-pollutants. Accessed June 2023.

USEPA is the federal agency responsible for overseeing the country's air quality and setting the NAAQS for the CAPs. The NAAQS were devised based on extensive modeling and monitoring of air pollution across the country; they are designed to protect public health and prevent the formation of atmospheric ozone. Air quality of a region is considered to be in attainment of the NAAQS if the measured ambient air pollutant levels do not exceed the applicable concentration threshold.

As noted previously, CARB is the State agency responsible for setting the CAAQS. Air quality of a region is considered to be in attainment of the CAAQS if the measured ambient air pollutant levels for O3, CO, NO2, SO2, PM10, PM2.5, and Pb are not exceeded, and all other standards are not equaled or exceeded at any time in any consecutive 3-year period. The CAAQS are also presented in **Table 2**.

The nearest air monitoring station VCAPCD operates is the Ojai monitoring location at 1201 E. Ojai Avenue. This station monitors O3 and PM2.5. **Table 2: Air Quality Monitoring Summary** summarizes published monitoring data from 2020 through 2022, the most recent 3-year period available. The data shows that during the past few years, the region has exceeded the O3 and PM2.5 standards.

USEPA and the CARB designate air basins where AAQS are exceeded as "nonattainment" areas. If standards are met, the area is designated as an "attainment" area. If there is inadequate or inconclusive data to make a definitive attainment designation, they are considered "unclassified." Federal nonattainment areas are further designated as marginal, moderate, serious, severe, or extreme as a function of deviation from standards.

TABLE 2: AIR QUALITY MONITORING SUMMARY

Air Pollutant	Average Time (Units)	2020	2021	2022
Ozone (O3)	State Max 1 hour (ppm)	0.092	0.078	0.079
	Days > CAAQS threshold (0.09 ppm)	0	0	0
	National Max 8 hour (ppm)	0.083	0.068	0.073
	Days > NAAQS threshold (0.075 ppm)	8	0	3
	State Max 8 hour (ppm)	0.084	0.068	0.074
	Days > CAAQS threshold (0.07 ppm)	8	0	3
Fine particulate matter (PM2.5)	National Max (µg/m3)	33.0	20.6	15.5
	National Annual Average (µg/m3)	6.5	6.1	5.5
	Days > NAAQS threshold (35 µg/m3)	0	0	0
	State Max (µg/m3)	33.0	20.6	15.5
	State Annual Average (µg/m3)	6.6	6.2	5.6

Source: CARB, iADAM: Air Quality Data Statistics.

The current attainment designations for the Ventura County portion of the Basin are shown in **Table 3: Air Basin Attainment Status**. The Basin is currently designated as being in nonattainment at the federal level for O3 and at the State level for O3 and PM10.

TABLE 3: AIR BASIN ATTAINMENT STATUS

Pollutant	State Status	National Status
Ozone (O3)	Nonattainment	Nonattainment
Carbon monoxide (CO)	Attainment	Unclassified/Attainment
Nitrogen dioxide (NO2)	Attainment	Unclassified/Attainment
Sulfur dioxide (SO2)	Attainment	Unclassified/Attainment
Respirable particulate matter (PM10)	Nonattainment	Unclassified/Attainment
Fine particulate matter (PM2.5)	Attainment	Unclassified/Attainment

Source: California Air Resources Board (CARB) Area Designation Maps / State and National, https://ww2.arb.ca.gov/resources/documents/maps-state-and-federal-area-designations. Accessed July 2023.

The USEPA sets national vehicle and stationary source emission standards; oversees approval of all SIPs; provides research and guidance for air pollution programs; and sets National Ambient Air Quality Standards (NAAQS). The NAAQS for the six CAPs are shown in **Table 4: Ambient Air Quality Standards** and were identified from provisions of the 1970 CAA. The sections of the CAA that are most applicable to the Project include Title I: Nonattainment Provisions and Title II: Mobile Source Provisions.

TABLE 4: AMBIENT AIR QUALITY STANDARDS

Pollutant	Averaging Time	California Standards		Federal Standards		
		Concentration	Method	Primary	Secondary	Method
Ozone (O3)	1 hour	0.09 ppm (180 µg/m^3)	Ultraviolet photometry	—	Same as primary standard	Ultraviolet photometry
	8 hours	0.07 ppm (137 µg/m^3)		0.075 ppm (147 µg/m^3)		
Respirable particulate matter (PM10)	24 hours	50 µg/m^3	Gravimetric or beta attenuation	150 µg/m^3	Same as primary standard	Inertial separation and gravimetric analysis
	Annual arithmetic mean	20 µg/m^3		—		
Fine particulate matter (PM2.5)	24 hours	No separate State standard		35 µg/m^3	Same as primary standard	Inertial separation and gravimetric analysis
	Annual arithmetic mean	12 µg/m^3	Gravimetric or beta attenuation	15 µg/m^3		
Carbon monoxide (CO)	8 hours	9.0 ppm (10 mg/m^3)	Nondispersive infrared photometry (NDIR)	9 ppm (10 mg/m^3)	None	NDIR
	1 hour	20 ppm (23 mg/m^3)		35 ppm (40 mg/m^3)		
Nitrogen dioxide (NO2)	Annual arithmetic mean	0.03 ppm (57 µg/m^3)	Gas phase chemilumi-nescence	0.053 ppm (100 µg/m^3)	Same as primary standard	Gas phase chemilumi-nescence
	1 hour	0.18 ppm (339 µg/m^3)		0.100 ppm (188 µg/m^3)		

Source: California Air Resources Board website at: http://www.arb.ca.gov/research/aaqs/aaqs.htm. Accessed June 2023.
Note: ppm = parts per million.

The CAA and the promulgated standards have evolved as a living document over time as research into the effects of air pollution has enhanced regulatory understanding of the associated issues. The 1990 amendments to the CAA identify specific emission reduction goals for areas not meeting the NAAQS. These amendments require both a demonstration of reasonable further progress toward attainment and incorporation of additional sanctions for failure to attain or to meet interim milestones. On the national level, the USEPA designates regions as achieving "attainment" or suffering from "nonattainment" of the NAAQS based on air quality monitoring data. Regions that are designated as being in nonattainment are

responsible for devising localized strategies for reducing emissions of CAPs and achieving regional attainment within a predetermined timeframe set by the USEPA.

The NAAQS were further amended in July 1997 to include an 8-hour standard for ozone and to adopt an NAAQS for PM2.5. The NAAQS were amended again in September 2006 to include an established methodology for calculating PM2.5, as well as to revoke the annual PM10 threshold. Additional revisions to the AAQS may be implemented in the future as the science of air quality progresses.

State

The California Clean Air Act, signed into law in 1988, requires all areas of the State to achieve and maintain the California Ambient Air Quality Standards (CAAQS) by the earliest practicable date. CARB is responsible for the coordination and administration of both State and federal air pollution control programs within California. In this capacity, CARB conducts research, sets CAAQS, compiles emission inventories, develops suggested control measures, and provides oversight of local programs.

CARB establishes emissions standards for motor vehicles sold in California, consumer products, and various types of commercial equipment. It also sets fuel specifications to further reduce vehicular emissions and the CAAQS currently in effect for each of the criteria pollutants, as well as other pollutants recognized by the State. The CAAQS are provided in **Table 4**. It should be noted that the CAAQS are generally more stringent than the NAAQS, reflecting California's diligent efforts toward reducing air pollution and improving air quality.

METHODOLOGY

The methodologies and assumptions used for the HRA analysis are consistent with the guidance recommended by the California Environmental Protection Agency's Office of Environmental Health Hazard Assessment (OEHHA) Air Toxic Hot Spots Program Risk Assessment Guidelines.[2] The methodology used in this assessment uses a dose-response assessment to characterize risk from cancer due to inhaled toxic air contaminants (TACs) and the assessment of acute and chronic noncancer from diesel particulate matter (DPM). Based on the OEHHA guidance, the evaluation of potential health risks uses the following standard four-step risk assessment process: (1) Hazard Identification; (2) Exposure Assessment; (3) Dose-Response Assessment; and (4) Risk Characterization.

Hazard Identification

The hazard identification process is undertaken to determine what TACs are potentially present in the assessment areas, and if so, identified what the pollutants of concern are along with their potential adverse health effects. In this HRA, the primary hazard is DPM emissions from vehicular sources (specifically diesel-powered trucks) along the SR-33 freeway corridor, which is located less than 150 feet west of the proposed Project. CARB identified DPM as a TAC with potential cancer and chronic non-cancer effects.

DPM historically has been used a surrogate measure of exposure for whole diesel exhaust emissions. Diesel exhaust is a complex mixture of thousands of gases and fine particles (commonly known as soot). Diesel exhaust particles and gases are suspended in the air due to thermal buoyancy and the small size of the particles. The composition of diesel exhaust varies depending on engine type, operating conditions, fuel composition, lubricating oil, presence of an emission control system. One of the main characteristics of diesel exhaust is the release of particles at a relative rate approximately 20 times greater than from gasoline-fueled vehicles, on an equivalent fuel basis. Diesel particulates are mainly aggregates of spherical carbon particles coated with inorganic and organic substances. The inorganic fraction primarily consists of small carbon (elemental carbon) particles ranging from 0.01 to 0.08 micron in diameter. The organic fraction consists of soluble organic compounds.

Exposure Assessment

The degree of the Project's exposure to DPM from existing vehicle traffic on SR-33 was evaluated under the exposure assessment portion of the HRA. This assessment starts with the quantification of DPM emissions, followed by dispersion modeling and an estimation of long-term exposure levels. The amount of DPM emissions generated by vehicle traffic on SR-33 was determined using PM10 from diesel exhaust as a surrogate.

2 OEHHA, *Air Toxic Hot Spots Program Risk Assessment Guidelines*, February 2015.

Detailed Modeling

Air dispersion modeling was conducted using the American Meteorological Society/Environmental Protection Agency Regulator Model (AERMOD). This model is a steady-state, multiple-source, Gaussian dispersion model designed for use with emission sources situated in terrain where ground elevations can exceed the release heights of the emission sources (i.e., complex terrain). AERMOD is the U.S. EPA's regulatory dispersion model specified in the Guideline for Air Quality Methods.[3] AERMOD is recommended for use by the Ventura County Air Pollution Control District (VCAPCD), which has established its own modeling guidance for the model.

Emission Sources

Within AERMOD, diesel vehicle traffic was modeled as a line source comprised of separate volume sources along the stretch of SR-33 that is located to the west of the Project site, as shown in **Figure 4: Emission Source and Receptor Grid Map**. Diesel exhaust emissions were modeled using a release height of 7.41 feet (2.26 meters), which is the weighted average height of an exhaust stack above ground level for the combined diesel car and truck traffic along this stretch of freeway. The plume height and width used for each volume sources was 14.83 feet and 31.37 feet (4.52 and 14.23 meters), respectively. Based on guidance, the plume height was determined by multiplying the average stack height by a factor of 2, while the plume width was determined by adding 19.69 feet (6 meters) to the lane width.

Emission Rates

The quantification of diesel exhaust emissions requires the definition of a diesel exhaust emission rate (in grams per second) for trucks. To estimate this emission rate, emission factors (in grams per mile) for various vehicle classes of diesel-powered trucks and cars were first obtained from the EMFAC web database. Pollutant emission rates were identified for total organic gases (TOG), diesel particulates, particulates (PM10 and PM2.5), carbon monoxide (CO) and nitrogen oxide (NOx) compounds. Using these emission factors and the available average daily vehicle traffic counts published by the California Department of Transportation (Caltrans) along with the distance of the SR-33 corridor to be modeled, the total grams of diesel exhaust emissions that would be generated along the SR-33 segment to be modeled were obtained. In turn, the total emissions amount was then converted into an exhaust emission rate in grams per second.

A conservative route speed of 65 miles per hour (mph) was assumed for the northbound and southbound lanes on SR-33.

For particulates (PM10 and PM2.5), emissions were quantified through the reentrainment of paved roadway dust. The predictive emission equation developed by the U.S. Environmental Protection Agency (AP-42, Section 13.2.1) was used to generate particulate source strength. To account for the mass rate

3 U.S. EPA Code of Federal Regulations, Title 40, Part 51, Appendix W

emissions entrained from the roadway surface, the contribution from exhaust, break and tire wear were added to the AP-42 emission factor equation.

Within AERMOD, the emission rate used for dispersion modeling assumed a rate of 1.0 gram per second for the entire line source. The use of a unitary emission rate (1.0 gram per second) allows for the AERMOD results to be factored based on actual emission rates that are calculated and outlined in the aforementioned steps. For example, assume that an emission rate of 1 gram per second results in a dispersion modeling concentration of 0.5 $\mu g/m^3$. Using these results, an actual emission rate of 5 grams per second would result in a concentration of 2.5 $\mu g/m^3$ (5 grams per second/gram per second x 0.5 $\mu g/m^3$ equals 2.5 $\mu g/m^3$). This approach is useful as any future changes that are necessary in the calculation of emission rates would not require the AERMOD to be run again to obtain the actual TAC concentration.

Meteorological Data

In order to run AERMOD, the following hourly surface meteorological data are required: wind speed, wind direction, ambient temperature, and opaque cloud cover. These meteorological variables are used to estimate air dispersion of pollutants in the atmosphere. Wind speed determines how rapidly pollutants are diluted and influences the rise of the emission plume in the air, thus affecting downwind pollutant concentrations. Wind direction determines where pollutants will be transported. The opaque cloud cover and upper air surrounding data are used in calculations to determine other important dispersion parameters. These include atmospheric stability (a measure of turbulence and the rate at which pollutants disperse laterally and vertically) and mixing height (the vertical depth of the atmosphere within which dispersion occurs). The greater the mixing height is, the larger the volume of atmosphere is available to dilute the pollutant concentration.

The dispersion modeling for the Project utilized pre-processed meteorological data from the El Rio Monitoring Station. The meteorological data was collected for the years between 2015 through 2019.

Sensitive Receptors

In order to determine the DPM concentrations at the Project site, discrete receptors were placed inside the boundary of the Project site at areas where future residential units would be located (refer to **Figure 4**). In order to meet VCAPCD's requirements and accurately characterize the risk throughout the Project site, a 32.81 foot by 32.81 foot (10 meter by 10 meter) receptor grid was placed over the Project site (including site boundaries). The receptor grid was then converted to discrete receptors to maintain spacing and provide for ease in determining the maximum exposed individual (MEI).

Terrain Data

The modeling analysis also included terrain data to accurately assess impacts in three dimensions. The terrain data used for the analysis was from the digital elevation model data for the 7.5-minute quadrangles obtained through the AERMOD program.

Urban/Rural

The AERMOD model requires that the user specify whether a site should be modeled as either urban or rural. The urban option allows the user to incorporate the effects of increased surface heating from an urban area on pollutant dispersion under stable atmospheric conditions. This surface heating typically causes better dispersion, which results in lower pollutant concentrations.

Based on VCAPCD's AERMOD modeling guidance, all air quality impact analyses in the Basin should be executed using the urban modeling option. In addition, all sources should be modeled with urban effects using the population of the County where the Project is located. As VCAPCD provides the various County populations within AQMD jurisdiction, the population of 109,925 for the City of Ventura was used in the AERMOD run.

Dose-Response Assessment

The dose-response assessment is the process of characterizing the relationship between exposure to diesel exhaust and the incidence of an adverse health effect in the exposed populations.

The estimation of potential inhalation cancer risk posed by exposure to DPM requires a cancer potency factor. Cancer potency factors are expressed as the upper bound probability of developing cancer assuming continuous lifetime exposure to diesel exhaust at a dose of one milligram per kilogram of body weight and are expressed in units of inverse dose as a potency slope (i.e., $[mg/kg/day]^{-1}$). A cancer potency factor when multiplied by the dose of a carcinogen gives the associated lifetime cancer risk. The cancer potency factor for DPM is 1.1 $(mg/kg/day)^{-1}$.[4] The estimation of potential inhalation chronic non-cancer effects posed by exposure to DPM requires a chronic reference exposure level (REL). A chronic REL is a concentration level (that is expressed in units of micrograms per cubic meter [$\mu g/m^3$] for inhalation exposures), at or below which no adverse health effects are anticipated following long-term exposure. The chronic REL for DPM is 5 $\mu g/m^3$.[5] The chronic hazard index target organ for DPM is the respiratory system.

Risk Characterization

Risk characterization combines the maximum annual average ground-level DPM concentration from the exposure assessment and the cancer potency factor and chronic REL from the dose-response analysis to

4 California Environmental Protection Agency Office of Environmental Health Hazard Assessment, *Air Toxics Hot Spots Program Guidance Manual for Preparation of Health Risk Assessments*, August 2003.

5 California Environmental Protection Agency Office of Environmental Health Hazard Assessment, *Air Toxics Hot Spots Program Guidance Manual for Preparation of Health Risk Assessments*, August 2003.

estimate the potential inhalation cancer risk and chronic hazard index (HI) from the exposure to DPM emissions.

For the Project's health risk evaluation, the maximum exposed individual (MEI) was assumed to reside at the same receptor location for 30 years. This is a conservative assumption because typically speaking, people no longer spend their entire life in one location.

The equation used to calculate the potential excess lifetime cancer risk for the residential inhalation pathway is as follows:

$$Dose = (C_{air} \times DBR \times A \times EF \times ED \times CF) / AT$$

Where:

Dose = Dose through inhalation (milligrams per kilogram-day [mg/kg/day])
C_{air} = Concentration of DPM in air (micrograms per cubic meter [µg/m^3] – from AERMOD)
DBR = Daily breathing rate, or the average amount of air inhaled daily (liters per kilograms body weight-day [L/kg body weight-day]) = 302 L/kg)
A = Inhalation absorption factor (unitless), the potential for absorption into the body through the lungs = 1.
EF = Exposure frequency (days per year [days/yr]) = 350 days/year.
ED = Exposure duration (years[yr]) = 30 years
CF = Composite conversion factor (micrograms per cubic meters – milligram per 1,000 liter [mg/µg x m^3/L]) = 1 x 10^{-6}
AT = Averaging time period over which exposure is averaged (number of days over the total exposure period. For lifetime cancer risk, the averaging time is 30 regardless of the exposure duration.) = 10,958 days

The following equation was used to estimate the excess cancer risk for a resident at the Project based upon the calculated dosage:

$$Cancer\ Risk = Dose\ X\ CPF$$

Where:

Cancer Risk = Risk (potential chances per million)

Dose = Dose from inhalation (mg/kg-day)

CPF = Chemical or compound cancer potency factor = (1 mg/kg-day^{-1})

Finally, the potential non-cancer health risk for chronic exposure to DPM was evaluated by calculating the Hazard Quotient (HQ) using the following equation:

$$HQ = C_{airi}/REL$$

Where:

HQ = Hazard quotient for DPM (unitless)

C_{airi} = Increase in average annual PM10 concentration ($\mu g/m^3$) from air dispersion model at the MEI

REL = Reference exposure level for DPM (5 $\mu g/m^3$)

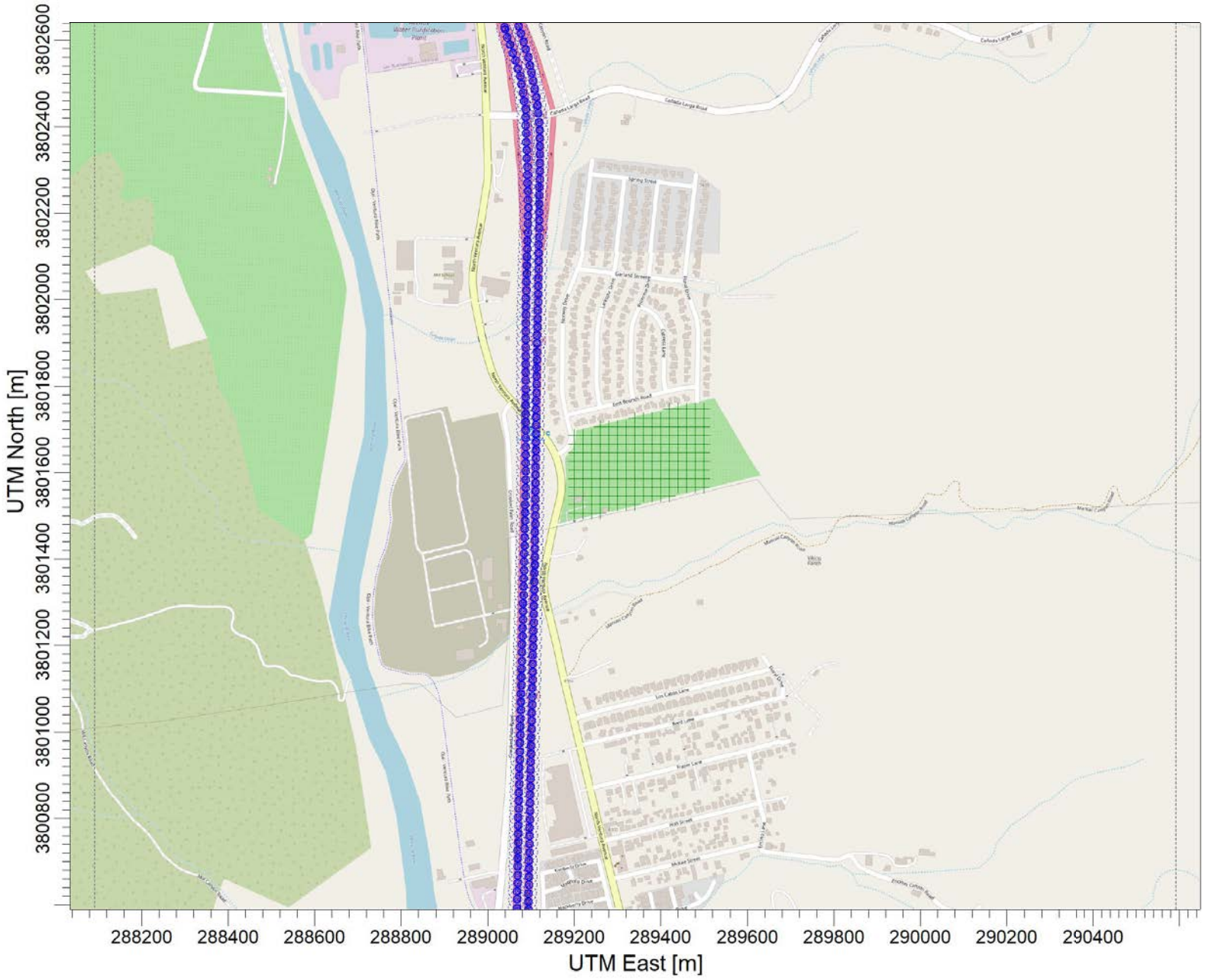

SOURCE: Meridian Consultants LLC - 2025

FIGURE **4**

Meridian Consultants

Emission Source and Receptor Grid Map

391-001-23

SIGNIFICANCE THRESHOLDS

Most projects do not involve generation of a substantial source of TACs. Those that would emit TACs are subject to the permit authority of the VCAPCD and the analysis of any TACs and their potential impact should be coordinated with the VCAPCD permit requirements. One source of TACs that is not directly regulated by the VCAPCD is diesel exhaust from heavy trucks. If a project would create a major concentration of heavy truck traffic for a long period of time or involves sensitive receptors that may be exposed to substantial concentrations of truck traffic or other sources of TACs (e.g., within 500 feet of SR-33), then the toxic effects of diesel particulate matter may be of concern. If TACs are a concern, then a health risk assessment (HRA) may need to be conducted. The HRA involves the use of an air quality dispersion model and procedures and input values approved by the VCAPCD. The following criteria are used to determine the significance of a potential health risk impact:

- For cancer causing contaminants: a lifetime probability of contracting cancer is greater than 10 in one million as identified in the HRA.
- For non-carcinogenic pollutants: a Hazard Index of greater than 1, as identified in the HRA.

According to CARB's Air Quality and Land Use Handbook, sources that may cause health risks to nearby sensitive receptors include freeways, distribution centers, rail yards, ports, refineries, chrome platers, dry cleaners, and gasoline disposing facilities. The Project would construct a multi-family residential building adjacent to the SR-33 freeway. Therefore, a quantitative operational HRA was conducted to assess diesel particulate matter (DPM) from the freeway to the proposed residences.

As shown in **Table 5: Estimated Inhalation Cancer Risk and Chronic Hazards**, for the maximum exposed residential units (MEIR), results of the analysis predicted freeway emissions would not result in cancer risks above the significance criterion of 10 per 1 million. The chronic health impact would be less than 1 (0.00421) and would be below the Project-level threshold of 1.

TABLE 5: ESTIMATED INHALATION CANCER RISK AND CHRONIC HAZARDS

Receptor	DPM Concentration at Exposed Receptor ($\mu g/m^3$)	Cancer Risk at Maximum Exposed Receptor (risk/million)	VCAPCD Cancer Risk Significance Threshold (risk/million)	Exceeds Threshold?	Chronic Non-Cancer Hazard Index	VCAPCD Non-Cancer Hazard Index Significance Threshold?	Exceeds Threshold?
Resident MEIR	4.2E-03	3.64E-06[3]	1.0E-05	**No**	4.21E-03[3]	1.0	No

Note:

*[1] Refer to **Appendix 1.0** for AERMOD Output Sheets which provides modeling inputs.*

*[2] Refer to **Appendix 2.0** for Emission Rate Worksheets which provides modeling inputs.*

*[3] Refer to **Appendix 3.0** for Cancer Risk Worksheets.*

As identified in the Ventura County General Plan, to further reduce the exposure of the Project's on-site residents to DPM emissions, the Project can incorporate the following design features to further reduce potential cancer risk:

- Installing air intakes furthest away from the heavily traveled transportation corridor
- Installing air filtration (as part of mechanical ventilation systems or standalone air cleaner);
- Using air filtration devices rated MERV-13 or higher;
- Requiring ongoing maintenance plans for building HVAC air filtration systems;
- Limiting window openings and window heights on building sides facing the heavily traveled transportation corridor; or
- Permanently sealing windows so they don't open on the side of the building facing the heavily traveled transportation corridor; and installing vegetative barriers, considering height and cover thickness, to create a natural buffer between sensitive receptors and the emissions source.

CERTIFICATION

The contents of this Mobile HRA represent an accurate depiction of the environment and impacts associated with the proposed Ventura Ranch Farmworker Housing Community Project. The information contained in this noise study is based on the best available information at the time of preparation. If you have any questions, please contact me directly at (818) 415-7274.

Sincerely,



Christ Kirikian, INCE
Partner | Director of Air Quality & Acoustics
CKirikian@meridianconsultantsllc.com

Appendix D

Initial Study Biological Assessment

Initial Study Biological Assessment

Original ISBA report date: July 22, 2024

Revision report date: April 28,2025, June 4, 2025

Case number: PL23-0051

Permit type: Tentative Parcel Map no. 6079

Applicant: AMCAL

Planning Division case planner:

Total parcel(s) size (acres): 82.92

Assessor Parcel Number(s): 063-0-110-090, -145, -065, -035

Development proposal description:

The applicant proposes a tentative parcel map to create four parcels, and construct farmworker housing on newly created Parcels 1 and 2 (19.59 acres). The farmworker housing would include 328 apartments, along with community spaces such as two indoor community centers, a teen/adult recreational amenity (such as a basketball court), play fields, community garden, walking paths, and playgrounds. The site will also contain infrastructure such as driveways and parking areas, utility improvements, and other associated infrastructure.

Prepared for Ventura County Planning Division by:

As an approved and contracted biologist with the Ventura County Planning Division, I hereby certify that this Initial Study Biological Assessment was prepared according to the Planning Division's requirements and that the statements furnished in the report and associated maps are true and correct to the best of my knowledge.

Approved Biologist (signature):		**Date**: June 4, 2025
Name (printed): Matt Ingamells	Title: Senior Biologist	Company: Padre Associates
Phone: 805/644-2220 ext. 413	email: mingamells@padreinc.com	

Other Approved Biologist (signature):		Date: June 4, 2025
Name (printed): Zack Abbey	Title: Staff Biologist	Company: Padre Associates
Phone: 805/644-2220 ext. 433	email: zabbey@padreinc.com	
Role: Crotch's bumblebee protocol surveys		

Initial Study Checklist

This Biological Assessment DID provide adequate information to make CEQA findings regarding potentially significant impacts.

Biological Resources	Project Impact Degree of Effect				Cumulative Impact Degree of Effect			
	N	**LS**	**PS-M***	**PS**	**N**	**LS**	**PS-M***	**PS**
Species			X				X	
Ecological Communities	X				X			
Habitat Connectivity		X				X		

N: No impact
LS: Less than significant impact
PS-M: Potentially significant unless mitigation is incorporated.
PS: Potentially significant

* DO NOT check this box unless the Biological Assessment provided information adequate enough to develop mitigation measures that reduce the level of impact to less than significant.

Contents

Summary **4**
Section 1: Construction Footprint Description **5**
Section 2: Survey Information **6**
2.1 Survey Purpose 6
2.2 Survey Area Description 7
2.3 Methodology 12
Section 3: The Biological Inventory **14**
3.1 Ecological Communities 14
3.2 Species 24
3.3 Wildlife Movement and Connectivity 31
Section 4: Impact Assessment **32**
4.1 Sufficiency of Biological Data 32
4.2 Impacts and Mitigation 32
Section 5: Photos **36**
Appendix 1: Summary of Biological Resource Regulations
Appendix 2: Survey Results – Species Lists

Maps

Site and Survey (1 of 2) 10
Site and Survey (2 of 2) 11
Plant Communities/Species (1 of 2) 17
Plant Communities/Species (2 of 2) 18
Site Plan 19
Wetlands Map 23

Attachments

A California Natural Diversity Data Base Listing (April 17, 2025)
B Tentative Parcel Map no. 6079
C Combined Vegetation Rapid Assessment and Releve Forms
D Arborist Report

Summary

The applicant proposes a tentative parcel map to create four parcels, and construct farmworker housing on newly created Parcels 1 and 2 (19.59 acres). The farmworker housing would include 328 apartments, along with community spaces such as two indoor community centers, a teen/adult recreational amenity (such as a basketball court), play fields, community garden, walking paths, and playgrounds. The site will also contain infrastructure such as driveways and parking areas, utility improvements, and other associated infrastructure. An agricultural parcel of 10.02 acres will remain as Parcel 3 and Parcel 4 (53.31 acres) would be created that would remain undeveloped open space and will be designated a Conservation Subdivision lot. Parcel 4 would be owned by a conservation entity.

Potentially significant impacts are limited to removal of seven protected trees and potential take of nesting migratory birds due to vegetation removal and construction activity. Mitigation measures are provided that would reduce impacts to a level of less than significant.

Rincon Consultants, Inc. reviewed the draft ISBA (dated July 22, 2024) on behalf of the Ventura County Planning Division and provided a comment letter dated February 24, 2025, which was provided to Padre Associates on March 11, 2025. A summary of these comments and responses are provided below.

Comment 1. Include proposed improvements (walking paths, hiking trails and parking area within Parcel 4, community gardens, basketball courts, play fields, landscaping) on the ISBA figures.

Response: A new figure (numbered as Figure 5) has been added which provides a project site plan (taken from the Preliminary Grading Plan) showing all proposed improvements. Note that there are no hiking trails or other amenities proposed outside the project footprint shown on Figure 5.

Comment 2. Complete Combined Vegetation Rapid Assessment and Relevé Field Forms for all sensitive vegetation communities observed within the survey area and submit the forms to the California Department of Fish and Wildlife (CDFW).

Response: These forms were completed in the field on April 23, 2025 and are attached to this revised ISBA. The forms were submitted to CDFW on April 24, 2025.

Comment 3. Vegetation community polygons in Figure 3 immediately north and northeast of the Parcel 3 boundary are currently merged together. The green vegetation lines that separate PC1, PC2, and PC17 currently terminate at the "Proposed Internal Parcel Boundary" and should be revised to address this inconsistency.

Response: Vegetation mapping has been revised to provide closed polygons for each mapping unit.

Comment 4. Tree No. 3 in the ISBA is actually a blue spruce (*Picea pungens*) tree. In addition, five additional County protected trees were identified within the grading footprint, including two coast live oaks (*Quercus agrifolia*), two canary island date palms (*Phoenix canariensis*), and one blue gum eucalyptus (*Eucalyptus globulus*). An arborist survey and report should be prepared and submitted to the County.

Response: An Arborist Report has been prepared by Cragoe Pest Services and is attached to this revised ISBA. Note that the date palms are not considered protected as they are less than 60 feet tall and 75 years old (see Tree Protection Regulations, NCZO Section 8107-25.2). The text and Figure 2 (tree numbers and locations) of the ISBA have been revised to be consistent with the findings of the Arborist Report.

Comment 5. Several special status species are documented in the CDFW California Natural Diversity Database (CNDDB) within five miles of the project site, but are not included in the special-status species table on Page 25 of the ISBA. Evaluate the potential for occurrence and impacts to these species, and include mitigation measures if it is determined that any of the species have the potential to be impacted by the project:

Response: The ISBA has been revised to evaluate the potential for occurrence and impacts to these species.

Comment 6. Please include all wildlife barriers described on Page 30 of the ISBA on project figures.

Response: Potential wildlife barriers (fencing) described under connectivity features have been added to Figures 3 and 4 of this revised ISBA.

Section 1: Construction Footprint Description

Construction Footprint Definition (per the Ventura County Planning Division): The construction footprint includes the proposed maximum limits of direct land disturbance for the project including such things as the building pad(s), roads/road improvements, grading, septic systems, wells, drainage improvements, fire hazard brush clearance area(s), storage/stockpile areas, construction staging areas, fire department turnarounds, utility trenching and other grading areas. The construction footprint on some types of projects, such as mining, oil and gas exploration or agricultural operations, may be quite different than the above.

Development Proposal Description

The applicant proposes to construct farmworker housing on two newly created Parcels 1 and 2 (totaling 19.59 acres), including 328 apartments, along with community spaces such as two indoor community centers, a teen/adult recreational amenity (such as a basketball court), play fields, community garden, walking paths, and playgrounds. The other two newly created parcels (Parcels 3 and 4, totaling 53.31 acres) would remain undeveloped open space and will be designated a Conservation Subdivision lot. A site plan showing all proposed improvements as shown on the Preliminary Grading Plan has been provided as Figure 5.

Utilities would be provided from existing service lines along Ventura Avenue. No ground disturbance outside Parcels 1 and 2 would be required for installation of utilities. Fuel modification areas (100 feet from proposed residences, see Figure 2) would extend approximately 25 feet to the south (onto APNs 063-0-131-010, -020) but would remain within the proposed grading limits. Construction staging would be limited to proposed Parcels 1 and 2 and the undeveloped parcel (fallow farmland) to the south.

Construction Footprint Size

Grading and related earthwork total approximately 17 acres of ground disturbance as shown on the Site and Survey Map (grading limits). The Preliminary Grading Plan indicates the development would require approximately 29,000 cubic yards of cut, 46,000 cubic yards of fill, 23,000 cubic yards of over-excavation with 17,000 cubic yards of imported earth material.

Project Design for Impact Avoidance or Minimization

All proposed development would be located within fallow farmland and not result in the loss of any native vegetation or native trees.

Overlay Zones

None.

Zoning

AE-40 ac (proposed Parcels 1 and 2) and OS-160 ac (proposed Parcels 3 and 4).

Elevation

Elevation across the property ranges from approximately 700 feet in the eastern portion of proposed Parcel 4 to approximately 200 to 230 feet at Parcels 1 and 2.

Section 2: Survey Information

2.1 Survey Purpose

The purpose of this Initial Study Biological Assessment (ISBA) is to gather enough information about the biological resources associated with the proposed project, and their potential to be impacted by the project, to make a CEQA (California Environmental Quality Act) Initial Study significance finding for biological resources. In general, ISBA's are intended to:

- Provide an inventory of the biological resources on a project site and the values of those resources.
- Determine if a proposed project has the potential to impact any significant biological resources.
- Recommend project redesign to avoid, minimize or reduce impacts to significant biological resources.
- Recommend additional studies necessary to adequately assess potential impacts and/or to develop adequate mitigation measures.
- Develop mitigation measures, when necessary, in cases where adequate information is available.

2.2 Survey Area Description

Survey Area Definition (per the Ventura County Planning Division): The physical area a biologist evaluates as part of a biological assessment. This includes all areas that could potentially be subject to direct or indirect impacts from the project, including, but not limited to: the construction footprint; areas that would be subject to noise, light, dust or runoff generated by the project; any required buffer areas (e.g., buffers surrounding wetland habitat). The construction footprint plus a 100-foot buffer—beyond the required fire hazard brush clearance boundary—(or 20-foot from the cut/fill boundary or road fire hazard brush clearance boundary – whichever is greater) is generally the minimum size of a survey area. Required off-site improvements—such as roads or fire hazard brush clearance—are included in the survey area. Survey areas can extend off the project's parcel(s) because indirect impacts may cross property lines. The extent of the survey area shall be determined by the biologist in consultation with the lead agency.

Survey Area 1 (SA1)

The 63.0-acre Survey Area 1 encompassed about 50 acres of the 82.92-acre property.

Location

Survey Area 1 is located in the Ventura River valley, just east and south of a single-family residential area between Norway Drive and Floral Drive, and approximately 0.3 miles east of the Ventura River. Proposed Parcel 1 is located adjacent to Ventura Avenue (see Figure 2).

Survey Area Boundaries

Survey Area 1 encompassed all of proposed Parcels 1 and 2, the northern portion of proposed Parcel 3 and the western portion of proposed Parcel 4 (see Figures 1 and 2).

Survey Area Environmental Setting

Most of Survey Area 1 was burned in the Thomas Fire (December 2017) extending to near residences along the eastern side of Floral Road (proposed Parcel 4). Survey Area 1 consisted of:

- Proposed Parcels 1 and 2: fallow farmland.
- Northern portion of Parcel 3: a west-facing slope.
- Western portion of proposed Parcel 4: slopes surrounding the City of Ventura water tank, the adjacent small ridge to the north, the ephemeral drainage and adjacent slopes to the north.

An ephemeral drainage drains much of proposed Parcel 4, with a watershed of about 40 acres. Stormwater from this drainage is conveyed by a buried culvert under the residences to the west. The existing City of Ventura water tank site (2.12 acres) is not included within proposed Parcel 4.

Surrounding Area Environmental Setting

Existing single-family residences (Norway Tract) are located to the north of proposed Parcels 1 and 2, and west of proposed Parcel 4. Fallow farmland is located to the south of proposed Parcels 1 and 2. Undeveloped open space is located to the north, south and east of proposed Parcel 4. Oil production and storage facilities are located approximately one mile to the south and southeast of proposed Parcels 1 and 2.

Survey Area 2 (SA2)

The 67.7-acre Survey Area 2 encompassed about 60 acres of the 82.92-acre property. The area of overlap with Survey Area 1 was not fully surveyed.

Location

Survey Area 2 is located in the Ventura River valley, just east and south of a single-family residential area between Norway Drive and Floral Drive, and approximately 0.3 miles east of the Ventura River. Proposed Parcel 1 is located adjacent to Ventura Avenue (see Figure 2).

Survey Area Boundaries

Survey Area 2 encompassed all of proposed Parcel 3 (including immediately adjacent portions of Manuel Canyon), and the eastern and northwestern portions of proposed Parcel 4, focusing on the ephemeral drainage and the eastern slopes (not included in Survey Area 1).

Survey Area Environmental Setting

Most of the Survey Area was burned in the Thomas Fire (December 2017) extending to near residences along the eastern side of Floral Road (proposed Parcel 4). Survey Area 2 consisted of:

- Entire Parcel 3: mostly a west-facing slope and a small portion of Manuel Canyon.
- Most of Parcel 4: composed of a small east-west oriented canyon with ephemeral drainage, and south-facing slopes near the water tank site.

The ephemeral drainage drains much of proposed Parcel 4, with a watershed of about 40 acres. Stormwater from this drainage is conveyed by a buried culvert under the residences to the west. The existing City of Ventura water tank site (2.12 acres) is not included within proposed Parcel 4.

Surrounding Area Environmental Setting

Existing single-family residences (Norway Tract) are located to the north of proposed Parcels 1 and 2, and west of proposed Parcel 4. Fallow farmland is located to the south of proposed Parcels 1 and 2. Undeveloped open space is located to the north, south and east of proposed Parcel 4. Oil production and storage facilities are located approximately one mile to the south and southeast of proposed Parcels 1 and 2.

Survey Area 3 (SA3)

Survey Area 3 encompassed about 10 acres of the 82.92-acre property, and included all areas supporting larger trees located within 200 feet of the grading limits (protected tree survey).

Location

Survey Area 3 is located in the Ventura River valley, just south of a single-family residential area between Norway Drive and Floral Drive, and approximately 0.3 miles east of the Ventura River. Proposed Parcel 1 is located adjacent to Ventura Avenue (see Figure 2).

Survey Area Boundaries

Survey Area 3 encompassed portions of proposed Parcels 1, 2 and 3.

Survey Area Environmental Setting

The eastern portion of Survey Area 3 was burned in the Thomas Fire (December 2017). Survey Area 3 consisted of:

- Western and northern portion of proposed Parcel 1.
- Northern portion of proposed Parcel 2.

- Northwestern portion of proposed Parcel 3.

Surrounding Area Environmental Setting

Existing single-family residences (Norway Tract) are located to the north of proposed Parcels 1 and 2, and west of proposed Parcel 4. Fallow farmland is located to the south of proposed Parcels 1 and 2. Undeveloped open space is located to the north, south and east of proposed Parcel 4. Oil production and storage facilities are located approximately one mile to the south and southeast of proposed Parcels 1 and 2.

Survey Area 4 (SA4)

Survey Area 4 encompassed approximately 30.2 acres of the 82.92-acre property and focused on suitable bumblebee habitat.

Location

Survey Area 4 is located in the Ventura River valley, just south of a single-family residential area between Norway Drive and Floral Drive, and approximately 0.3 miles east of the Ventura River. Proposed Parcel 1 is located adjacent to Ventura Avenue (see Figure 2).

Survey Area Boundaries

Survey Area 4 encompassed portions of proposed Parcels 3 and 4.

Survey Area Environmental Setting

Most of Survey Area 4 was burned in the Thomas Fire (December 2017). Survey Area 4 consisted of:

- The northern portion of proposed Parcel 3, including deerweed scrub, a plant community used by bumblebees.
- The southern portion of proposed Parcel 4, including purple sage scrub, a plant community used by bumblebees.

Surrounding Area Environmental Setting

Existing single-family residences (Norway Tract) are located to the west of proposed Parcel 4. Undeveloped open space is located to the north, south and east of proposed Parcel 4. Oil production and storage facilities are located approximately one mile to the south and southeast of proposed Parcels 1 and 2.

Cover

30% native vegetation

42% non-native vegetation

23% agriculture/grazing

3% bare ground/cleared/graded/unpaved roads

2% buildings, paved roads and other impervious cover

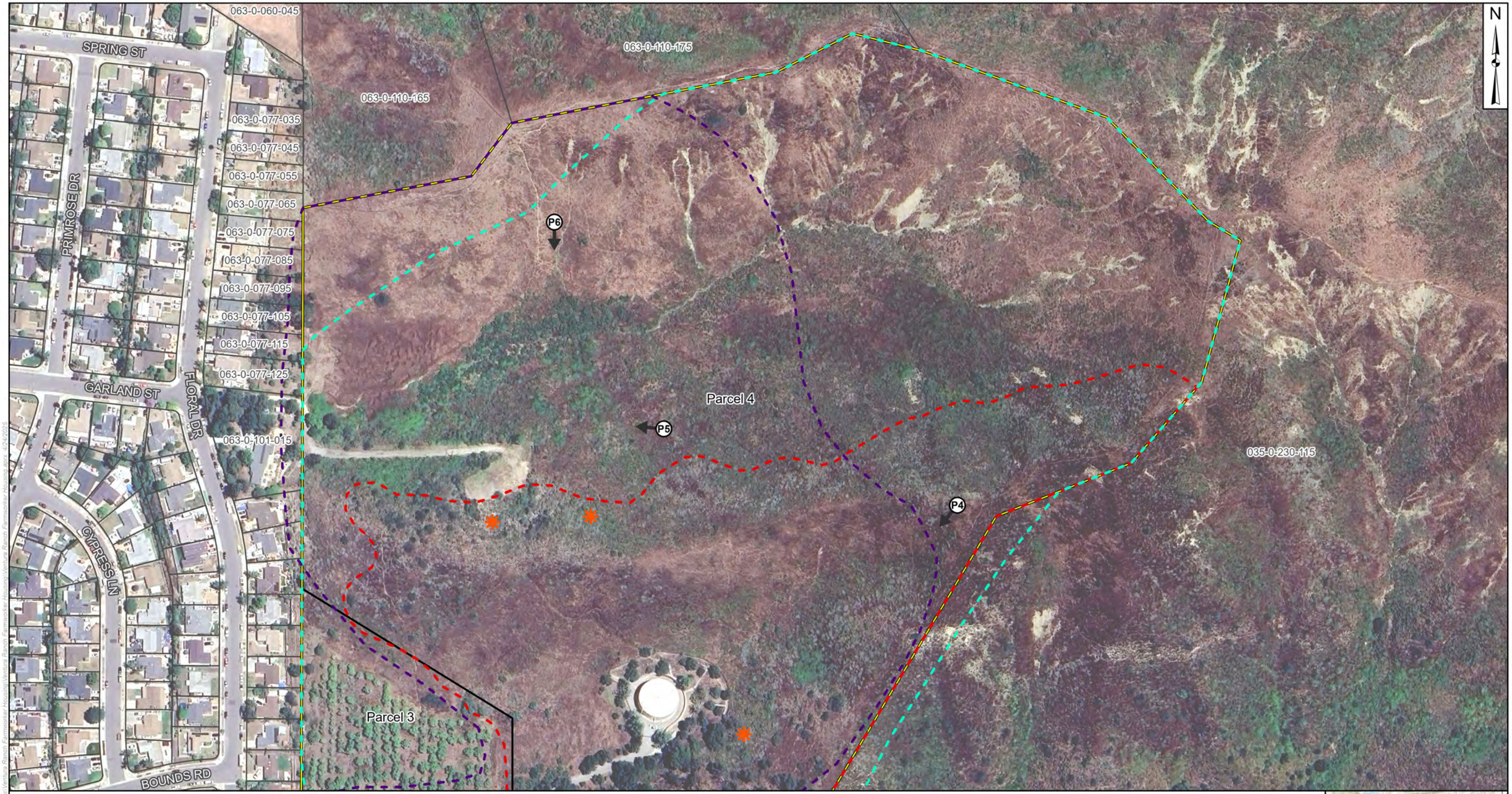

LEGEND:

- Photo Location
- Vegetation Rapid Assessment Plot Location
- Project Site
- Parcel Boundary
- Proposed Internal Parcel Boundary
- Survey Area SA1
- Survey Area SA2
- Survey Area SA4

MAP EXTENT:



0 100 200
FEET

Source: Google Earth Imagery 7/8/23
Coordinate System:NAD 1983 StatePlane California V FIPS 0405 Feet
Notes: This map was created for informational and display purposes only.

padre associates, inc.
ENGINEERS, GEOLOGISTS & ENVIRONMENTAL SCIENTISTS

PROJECT NAME: VENTURA RANCH FARMWORKER HOUSING VENTURA COUNTY, CA
PROJECT NUMBER: 2402-1911
DATE: April 2025

SITE AND SURVEY MAP (1 OF 2)

FIGURE 1

Z:\GIS Projects\GIS Maps\GIS Data\Project Specific\Ventura Ranch Farmworker Housing\Ventura Ranch Farmworker Housing\Ventura Ranch Farmworker Housing.aprx 4/24/2025

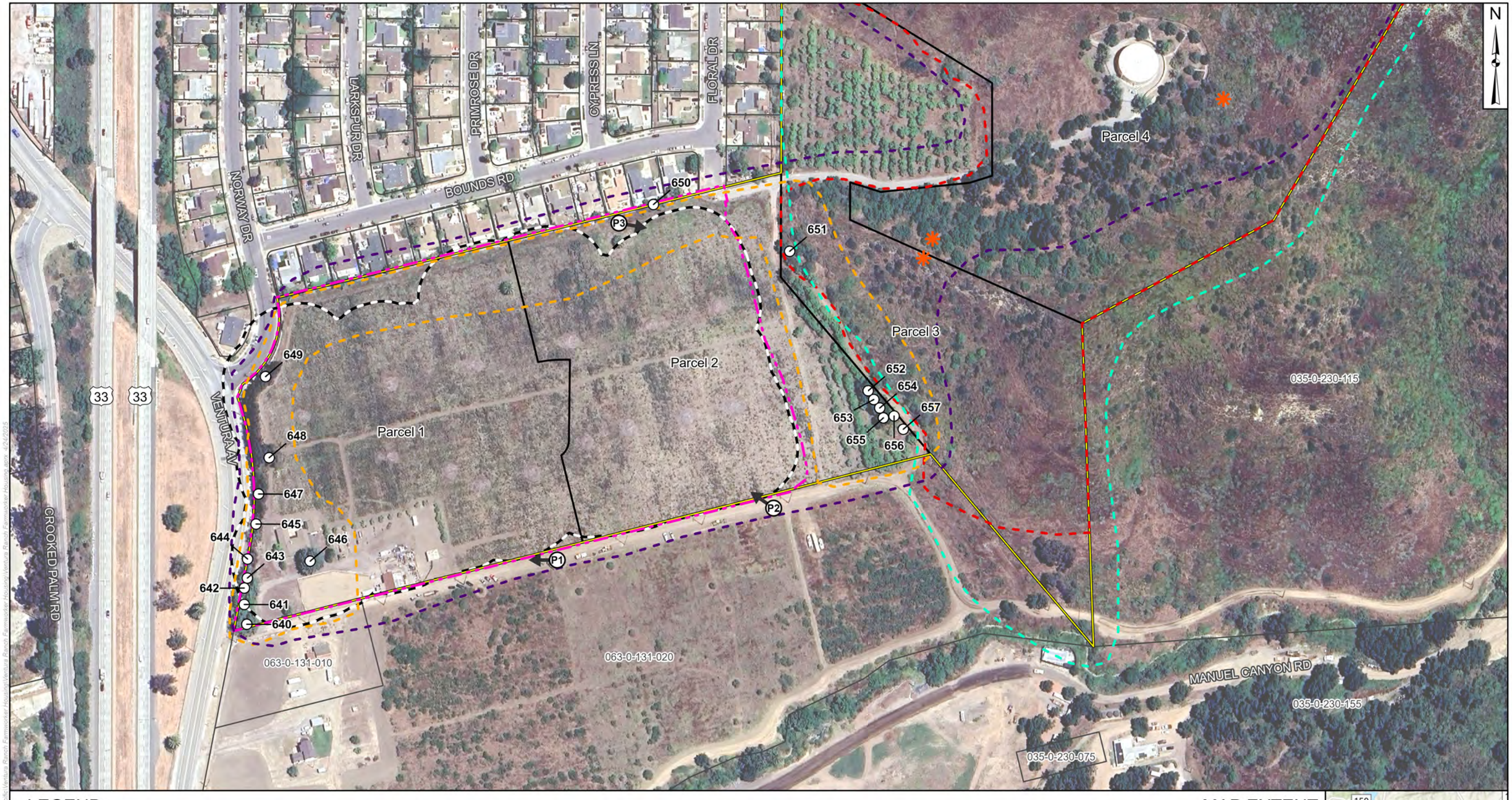

LEGEND:

- Protected Tree
- Photo Location
- Vegetation Rapid Assessment Plot Location
- Project Site
- Parcel Boundary
- Proposed Internal Parcel Boundary
- Grading Limit
- Survey Area SA1
- Survey Area SA2
- Survey Area SA3
- Survey Area SA4
- Fuel Modification Area (100 feet from structures)

MAP EXTENT:

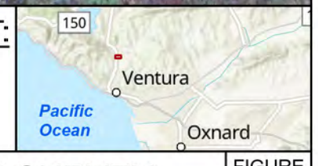

0 100 200
FEET

Source: Google Earth Imagery 7/8/23
Coordinate System:NAD 1983 StatePlane California V FIPS 0405 Feet
Notes: This map was created for informational and display purposes only.

padre associates, inc.
ENGINEERS, GEOLOGISTS & ENVIRONMENTAL SCIENTISTS

PROJECT NAME: VENTURA RANCH FARMWORKER HOUSING
VENTURA COUNTY, CA

PROJECT NUMBER: 2402-1911

DATE: April 2025

SITE AND SURVEY MAP (2 OF 2)

FIGURE 2

Z:\GIS Projects\GIS Maps\GIS Data\Project Specific\Ventura Ranch Farmworker Housing\Ventura Ranch Farmworker Housing.aprx 4/24/2025

2.3 Methodology

References

- Ventura County 2040 General Plan Policy Document (Ventura County Resource Management Agency, 2020)
- California Department of Fish and Wildlife, BIOS6 (accessed April 17, 2025). BIOS is an internet-based biological data map server.
- California Department of Fish and Wildlife, RAREFIND, reported special-status species within three miles (accessed April 17, 2025).
- A Manual of California Vegetation (Sawyer, J.O., T. Keeler-Wolf and J.M. Evens, 2009).
- California Department of Fish and Game, Vegetation Classification and Mapping Program, List of California Vegetation Alliances, September 2010.
- CNPS Inventory of Rare and Endangered Plants database, for the Ventura 7.5-minute quadrangle (accessed May 9, 2024).
- National Wetlands Inventory; Wetlands Mapper (fwsprimary.wim.usgs.gov/wetlands/apps/wetlands-mapper, accessed June 20, 2024.
- Critical habitat mapper, U.S. Fish & Wildlife Service (accessed May 13, 2024).
- Species reported from the Ventura 7.5-minute quadrangle on the 2024-2025 Ventura County locally important plant species list.
- Species reported from the Ventura 7.5-minute quadrangle on the 2024-2025 Ventura County locally important animal species list.
- Ventura River Levee Certification, Estuary to Upstream of Stanley Avenue Vegetation Management Area Biological Survey Report (Padre Associates, 2009).
- iNaturalist.org.
- Consortium of California Herbaria (www.cch2.org/portal) plant species location data.
- Survey Considerations for California Endangered Species Act (CESA) Candidate Bumble Bee Species (CDFW, 2023).

Survey Date & Details							
Survey Key (1)	**Survey Date (2)**	**Survey Area Map Key(s) (3)**	**Survey Type (4)**	**Time Period (5)**	**Methods/Constraints (6)**	**GPS (7)**	**Surveyors**
SD1	5/2/24	SA1	ISBA, botanical, wildlife	700-1200	Walked through all habitat areas on the property following abandoned roads and game trails when in dense vegetation, inventoried plants and wildlife, mapped vegetation		Matt Ingamells

Survey Date & Details							
Survey Key (1)	**Survey Date (2)**	**Survey Area Map Key(s) (3)**	**Survey Type (4)**	**Time Period (5)**	**Methods/Constraints (6)**	**GPS (7)**	**Surveyors**
SD2	6/5/24	SA2	ISBA, botanical, wildlife, wetlands	715-1145	Walked through all habitat areas on the property not included in SA1, following abandoned roads and game trails when in dense vegetation, inventoried plants and wildlife, mapped vegetation. Collected limited wetlands hydrology data at the ephemeral drainage to field truth National Wetlands Inventory mapping.		Matt Ingamells
SD3	6/5/24	SA4	Crotch's bumblebee (survey 1)	800-1400	CDFW Survey Considerations for Candidate Bumble Bee Species		Zack Abbey
SD4	6/19/24	SA3	Protected tree survey	830-1020	Measured trees within 200 feet of the grading limits to identify protected trees		Matt Ingamells
SD5	6/19/24	SA4	Crotch's bumblebee (survey 2)	830-1400	CDFW Survey Considerations for Candidate Bumble Bee Species		Zack Abbey
SD6	7/12/24	SA4	Crotch's bumblebee (survey 3)	830-1400	CDFW Survey Considerations for Candidate Bumble Bee Species		Zack Abbey
Recon .....Reconnaissance ISBA .....Initial Study Biological Assessment Botanical.....Botanical Survey							

Protocol Surveys for Crotch's Bumblebee (*Bombus crotchii*)

Foraging surveys for Crotch's bumblebee were conducted in accordance the CDFW Survey Considerations for California Endangered Species Act (CESA) Candidate Bumble Bee Species protocol dated June 6, 2023. In total, three surveys were conducted within suitable habitat (Survey Area SA4) during the colony active period (April - August) for Crotch's bumblebee (CDFW 2023). Survey efforts focused on areas of accessible patches of flowering known bumblebee floral resources, including, but not limited to, deerweed (*Acmispon glaber*), purple sage (*Salvia leucophylla*), and branching phacelia (*Phacelia ramosissima*). Bumblebees were observed using 10x42 binoculars. When feasible, observed bumblebees were photographed in-situ.

Bumblebees which were not readily identifiable through observation with binoculars or in-situ photography, or which were of interest were captured in a sterile plastic or glass vile, placed in a cooler with crushed ice with a temperature between 30° F (-1.1° C) and 40° F (4.4° C), and held for at least 10 minutes, but not exceeding 30 minutes. Following the cooling period, the individual bumblebee(s) was removed, placed on a white sheet of paper, and photographed at multiple angles, with particular attention paid to photographing the face, cheek (malar) length, head/face hair color, anterior scutum and scutellum hair color, inner-alar space color, abdomen terga hair color, and basitarsus morphology. All photography was completed using a Canon 100mm F2.8 macro lens and a Canon R5 mirrorless camera. Following the capture period, the bumblebee individuals were released in a shaded area within 5 meters of the capture point. Photographic vouchers were uploaded to iNaturalist (https://www.inaturalist.org) and to the Bumble Bee Atlas (https://www.bumblebeewatch.org) under Mr. Abbey's personal account.

Section 3: The Biological Inventory

See Appendix One for an overview of the types of biological resources that are protected in Ventura County.

3.1 Ecological Communities: Plant Communities, Physical Features and Wetlands

Background Research

Each of the references listed in Section 2.3 were consulted to identify biological resources of concern.

Plant Communities

Locally important or rare plant communities were found within the survey area(s).

Major Plant Communities Summary

The following is a description of each major plant community, based on the vegetation classification of A Manual of California Vegetation (Sawyer et al., 2009). Figures 3 and 4 provide a map of plant communities within the survey areas.

PC1: Wild Oats and Annual Brome Grassland *(Avena* spp. - *Bromus* spp. Herbaceous Semi-Natural Alliance). This classification is used to describe areas disturbed by historic grazing and recent wildfire supporting mostly annual non-native grasses (mostly rip-gut grass [*Bromus diandrus*]) and herbs including scattered milk thistle (*Silybum marianum*) and summer mustard (*Hirschfeldia incana*).

PC2: California Brittle Bush Scrub (*Encelia californica - Eriogonum cinereum* Shrubland Alliance). This community occurs as two small patches is the southwestern portion of proposed Parcel 4 and is dominated by California brittle bush (*Encelia californica*). This plant community has been assigned a rarity ranking of S3 by NatureServe (vulnerable to extirpation in California).

PC3: Coast Live Oak Woodland (*Quercus agrifolia* Forest & Woodland Alliance). This community occurs on the north-facing slope in the southern portion of proposed Parcel 4 and is dominated by coast live oak (*Quercus agrifolia*). The understory of this woodland is variable, but includes purple nightshade (*Solanum xantii*), rip-gut grass, poison hemlock (*Conium maculatum*) and giant wild-rye (*Leymus condensatus)*. This plant community has been assigned a rarity ranking of S4 by NatureServe (apparently secure in California).

PC4: Coyote Brush Scrub (*Baccharis pilularis* Shrubland Alliance). This community occurs along the ephemeral drainage on proposed Parcel 4 and is dominated by coyote brush (*Baccharis pilularis*) with some giant wild-rye. This plant community has been assigned a rarity ranking of S5 by NatureServe (secure in California).

PC5: Deerweed Scrub (Deerweed - silver lupine - yerba santa scrub). This community occurs on proposed Parcel 3 and likely associated with post-fire recovery. It is dominated by deerweed (*Acmispon glaber*) with some purple sage (*Salvia leucophylla*) and lemonade berry (*Rhus integrifolia*). This plant community has been assigned a rarity ranking of S5 by NatureServe (secure in California).

PC6: Developed. This term is used to describe paved roads, the existing residence, water tank and associated disturbed areas and landscaping.

PC7: Disturbed. This term is used to describe the vegetation of the fallow farmlands on Parcels 1 and 2 and a graded area on proposed Parcel 4 (previously planned development area). Most of proposed Parcels 1 and 2 supported citrus orchards until June 2023. The vegetation of this area is currently dominated by prickly ox tongue (*Helminthotheca echioides*), sow thistle (*Sonchus oleraceus*), sour clover (*Melilotus indicus*) and Johnson grass (*Sorghum halepense*).

PC8: Foothill Needlegrass Grassland (*Nassella* spp. - *Melica* spp. Herbaceous Alliance). This community occurs as two small patches on the north-facing slope south of the ephemeral drainage on proposed Parcel 4 and is dominated by foothill needlegrass (*Stipa lepida*). This plant community has been assigned a rarity ranking of S3 by NatureServe (vulnerable to extirpation in California).

PC9: Giant Wild-Rye Grassland (*Leymus condensatus* Herbaceous Alliance). This community occurs as several patches on proposed Parcel 4 and is dominated by giant wild-rye, with scattered purple sage. This plant community has been assigned a rarity ranking of S3 by NatureServe (vulnerable to extirpation in California).

PC10: Lemonade Berry Scrub (*Rhus integrifolia* Shrubland Alliance). This community occurs in the northern portion of proposed Parcel 3 and adjacent areas of proposed Parcel 4 and is dominated by lemonade berry with lesser amounts of deer-weed, California brittle bush and purple sage. This plant community has been assigned a rarity ranking of S3 by NatureServe (vulnerable to extirpation in California).

PC11: Mulefat thickets (*Baccharis salicifolia* Shrubland Alliance). This community occurs as a linear strip along the ephemeral drainage on proposed Parcel 4 and is dominated by mulefat (*Baccharis salicifolia*). This plant community has been assigned a rarity ranking of S4 by NatureServe (apparently secure in California).

PC12: Orchards. This term is used to describe avocado orchards in the southwestern corner of proposed Parcel 4 and the eastern portion of Parcel 2.

PC13: Poison Hemlock Patches (Conium maculatum - Foeniculum vulgare Herbaceous Semi-Natural Alliance). This term is used to describe a patch of poison hemlock on a north-facing slope on proposed Parcel 4.

PC14: Poison Oak Scrub (*Toxicodendron diversilobum* Shrubland Alliance). This community mostly occurs on the north-facing slope in the western portion of proposed Parcel 4 and is dominated by poison oak (*Toxicodendron diversilobum*), with small patches of giant wild-rye and purple sage. This plant community has been assigned a rarity ranking of S4 by NatureServe (apparently secure in California).

PC15: Purple Sage Scrub (*Artemisia californica - Salvia leucophylla* Shrubland Alliance). This community occurs on the north-facing slope in the central portion of proposed Parcel 4 as well as the northwest-facing slope in the southeastern portion of proposed Parcel 4. Purple sage scrub is dominated by purple sage with scattered giant wild-rye and sawtooth golden bush (*Hazardia squarrosa*). This plant community has been assigned a rarity ranking of S5 by NatureServe (secure in California).

PC16: Sawtooth Golden Bush Scrub (*Hazardia squarrosa* Shrubland Alliance). This community occurs on the north-facing slope in the central portion of proposed Parcel 4 and is dominated by sawtooth golden bush and giant wild-rye. This plant community has been assigned a rarity ranking of S3 by NatureServe (vulnerable to extirpation in California).

PC17: Upland mustards (*Brassica nigra* - *Centaurea (solstitialis, melitensis*) Herbaceous Semi-Natural Alliance). This term is used to describe patches of black mustard (*Brassica nigra*) and summer mustard (*Hirschfeldia incana*), mostly located on proposed Parcel 4.

PC18: California Walnut Groves (*Juglans californica* Forest & Woodland Alliance). This community occurs on the north-facing slope in the southern portion of proposed Parcel 4 and along the boundary of proposed Parcels 2 and 3. California walnut groves are dominated by southern California black walnut (*Juglans californica*). This plant community has been assigned a rarity ranking of S3 by NatureServe (vulnerable to extirpation in California).

PC19: Eucalyptus Groves (Eucalyptus - tree of heaven - black locust groves). This term is used to describe small groves of planted blue gum (*Eucalyptus globulus*) and red iron-bark (*Eucalyptus sideroxylon*) on proposed Parcels 1 and 3.

Sensitive Plant Communities

Six sensitive plant communities (rarity ranking of S3, vulnerable to extirpation in California) occur within the survey areas, including California brittle bush scrub, foothill needlegrass grassland, sawtooth golden bush scrub, giant wild-rye grassland, lemonade berry scrub and California walnut groves (see Plant Communities Table). These plant communities are limited to the eastern margin of proposed Parcel 2 and proposed Parcels 3 and 4 and would not be affected by proposed development.

Vegetation data was collected and a Combined Vegetation Rapid Assessment and Releve Form was completed on April 23, 2024 within each of the six sensitive plant communities found within the survey area. The CDFW-CNPS Protocol for the Combined Vegetation Rapid Assessment and Releve Form (updated April 16, 2024) was followed to collect these data. These forms with photographs are provided as Attachment C. The location of the sample plot within each of the six sensitive plant communities is provided in Figures 1 and 2.

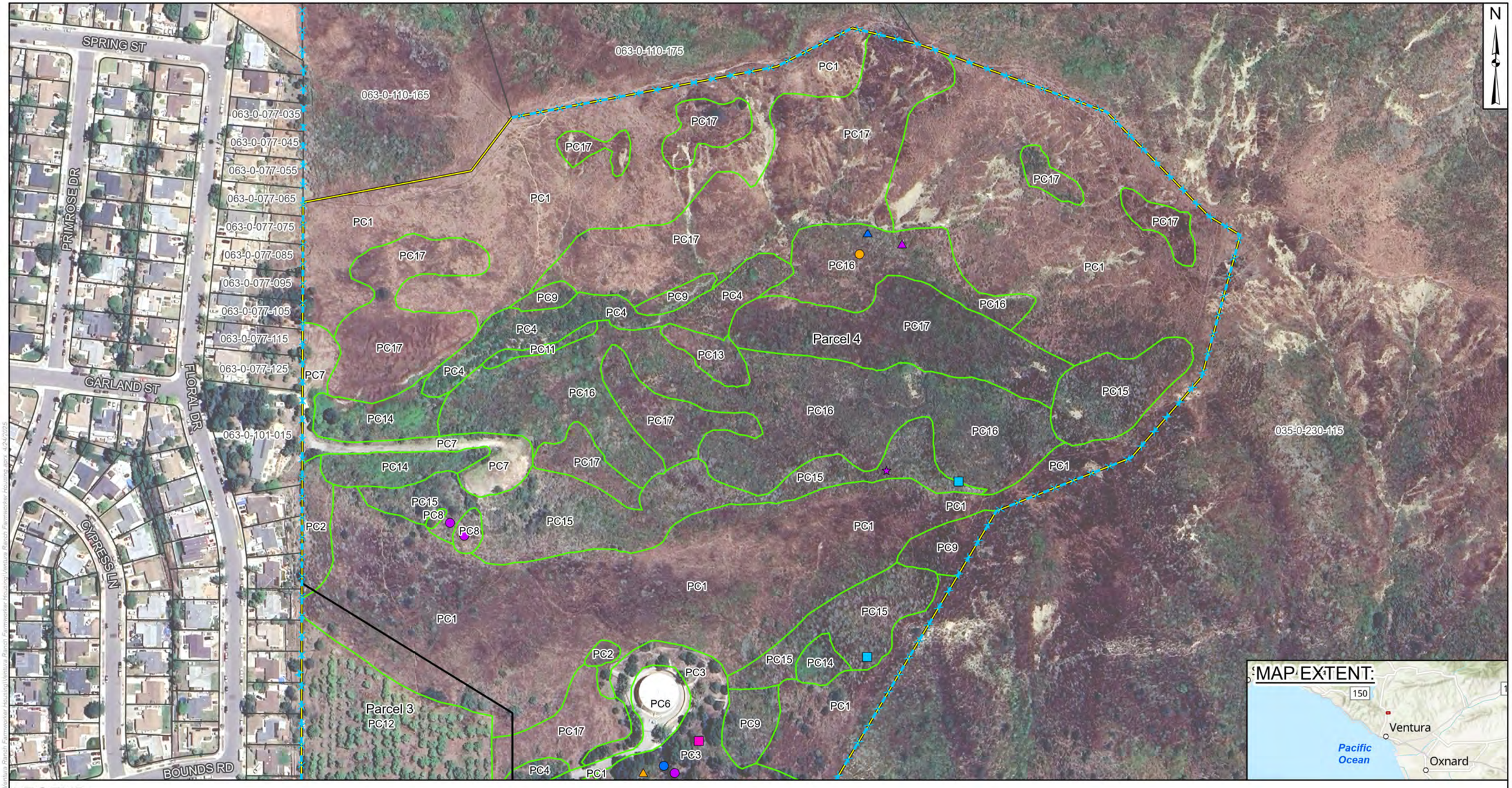

LEGEND:

- Project Site
- Parcel Boundary
- Proposed Internal Parcel Boundary
- Fencing (wildlife barrier)

Species Type

- SSO3 (Plummer's baccharis)
- SSO4 (Cooper's hawk)
- SSO5 (Allen's hummingbird)
- SSO6 (Nuttall's woodpecker)
- SSO7 (Wrentit)
- SSO9 (Yellow-breasted chat)
- SSO10 (California thrasher)
- SSO11 (Bullock's oriole)
- SSO12 (Fish's milkwort)

Vegetation Type

PC1 - Annual brome grasslands
PC2 - Brittle bush scrub
PC3 - Coast live oak woodland (SSO1)
PC4 - Coyote brush scrub
PC6 - Developed (roads, residence, water tank, landscaping)
PC7 - Disturbed (recently disturbed areas, fallow farmland)
PC8 - Foothill needlegrass grassland
PC9 - Giant wild-rye grassland
PC11 - Mulefat scrub
PC12 - Orchards (avocado)
PC13 - Poison hemlock patches
PC14 - Poison oak scrub
PC15 - Purple sage scrub
PC16 - Sawtooth golden bush scrub
PC17 - Upland mustards

0 100 200
FEET

Source: Google Earth Imagery 7/8/23
Coordinate System:NAD 1983 StatePlane California V FIPS 0405 Feet
Notes: This map was created for informational and display purposes only.

padre associates, inc.
ENGINEERS, GEOLOGISTS & ENVIRONMENTAL SCIENTISTS

PROJECT NAME: VENTURA RANCH FARMWORKER HOUSING VENTURA COUNTY, CA
PROJECT NUMBER: 2402-1911
DATE: April 2025

PLANT COMMUNITY AND SPECIES MAP (1 OF 2)

FIGURE 3

Z:\GIS Projects\GIS Maps\GIS Data\Project Specific\Ventura Ranch Farmworker Housing\Ventura Ranch Farmworker Housing.aprx 4/24/2025

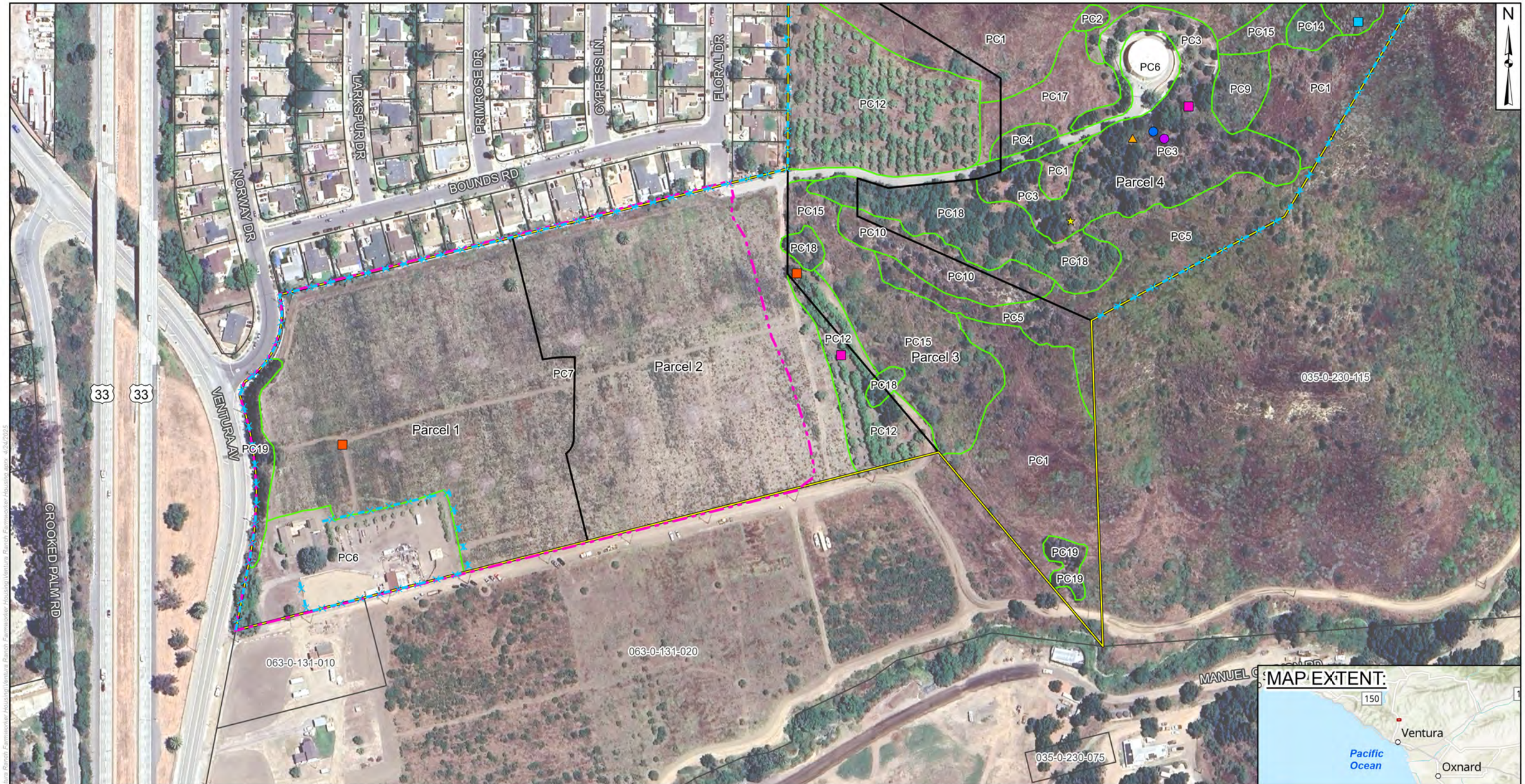

LEGEND:

- Project Site
- Parcel Boundary
- Proposed Internal Parcel Boundary
- Fencing (wildlife barrier)
- Grading Limit

Species Type

- SSO3 (Plummer's baccharis)
- SSO5 (Allen's hummingbird)
- SSO6 (Nuttall's woodpecker)
- SSO7 (Wrentit)
- SSO8 (Yellow warbler)
- SSO11 (Bullock's oriole)
- SSO13 (Oak titmouse)

Vegetation Type

- PC1 - Annual brome grasslands
- PC2 - Brittle bush scrub
- PC3 - Coast live oak woodland (SSO1)
- PC4 - Coyote brush scrub
- PC5 - Deer weed scrub
- PC6 - Developed (roads, residence, water tank, landscaping)
- PC7 - Disturbed (recently disturbed areas, fallow farmland)
- PC9 - Giant wild-rye grassland
- PC10 - Lemonade berry scrub
- PC12 - Orchards (avocado)
- PC14 - Poison oak scrub
- PC15 - Purple sage scrub
- PC17 - Upland mustards
- PC18 - Walnut woodland (SSO2)
- PC19 - Eucalyptus Groves

0 100 200
FEET

Source: Google Earth Imagery 7/8/23
Coordinate System:NAD 1983 StatePlane California V FIPS 0405 Feet
Notes: This map was created for informational and display purposes only.

padre associates, inc.
ENGINEERS, GEOLOGISTS & ENVIRONMENTAL SCIENTISTS

PROJECT NAME: VENTURA RANCH FARMWORKER HOUSING VENTURA COUNTY, CA
PROJECT NUMBER: 2402-1911
DATE: April 2025

PLANT COMMUNITY AND SPECIES MAP (2 OF 2)

FIGURE 4

Z:\GIS Projects\GIS Maps\GIS Data\Project Specific\Ventura Ranch Farmworker Housing\Ventura Ranch Farmworker Housing.aprx 4/24/2025

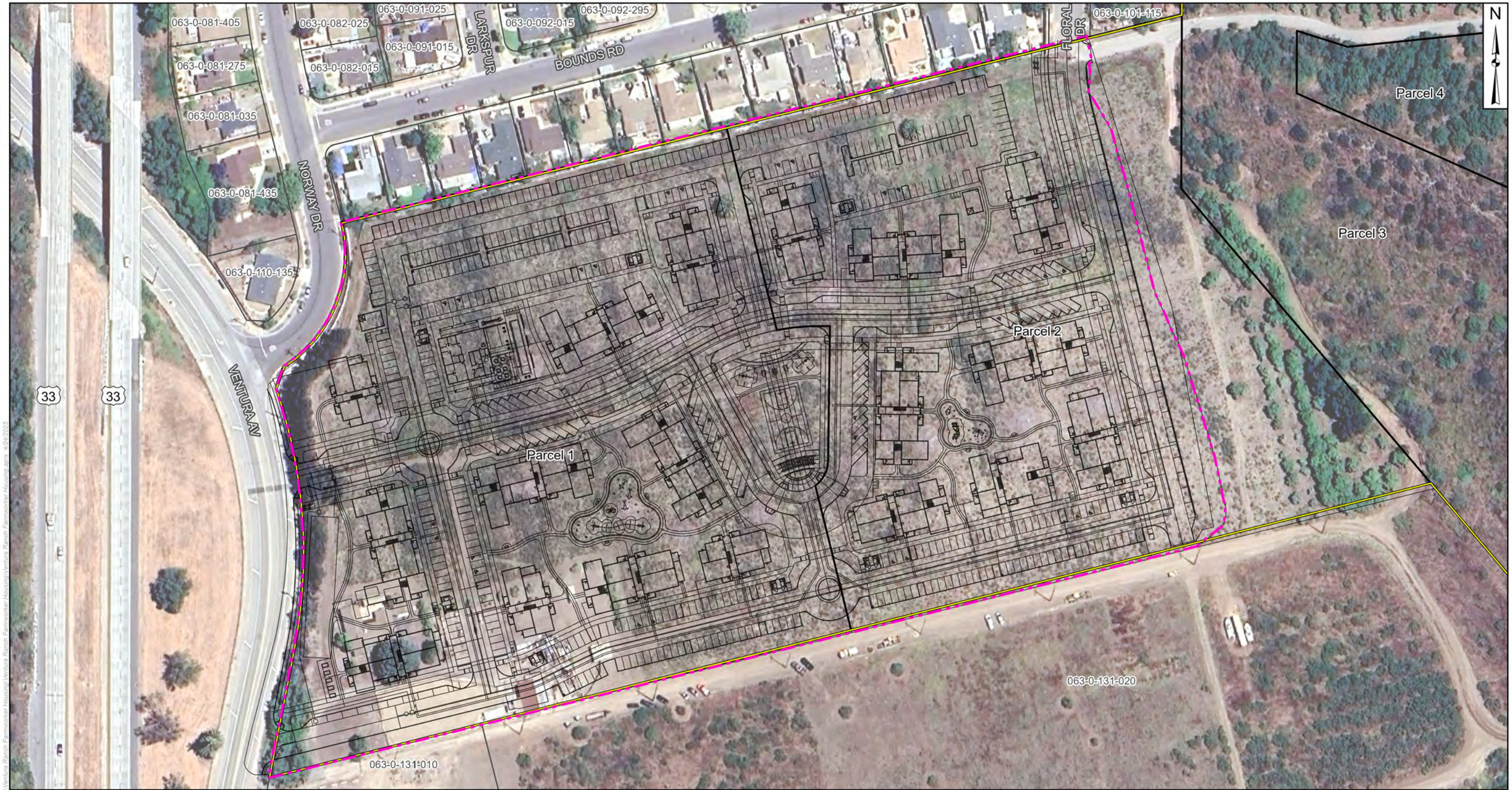

LEGEND:

- Project Site
- Parcel Boundary
- Proposed Internal Parcel Boundary
- Grading Limit
- Development Plan

MAP EXTENT:



0 60 120
FEET

Source: Google Earth Imagery 7/8/23
Coordinate System:NAD 1983 StatePlane California V FIPS 0405 Feet
Notes: This map was created for informational and display purposes only.

padre associates, inc.
ENGINEERS, GEOLOGISTS & ENVIRONMENTAL SCIENTISTS

PROJECT NAME: VENTURA RANCH FARMWORKER HOUSING
VENTURA COUNTY, CA

PROJECT NUMBER: 2402-1911

DATE: April 2025

SITE PLAN

FIGURE 5

Z:\GIS Projects\GIS Maps\GIS Data\Project Specific\Ventura Ranch Farmworker Housing\Ventura Ranch Farmworker Housing.aprx, 4/24/2025

Plant Communities							
Map Key (1)	**Association (Manual of California Vegetation)**	**Misc. (2)**	**Status (3)**	**Condition (4)**	**Acres on the Property**	**Acres Impacted**	**Comments (5)**
PC1	Wild oats and annual brome grasslands		Non-native	Very good, may have expanded after the Thomas Fire	25.64	0.00	
PC2	California brittle bush scrub		S3/G3	Good, may have expanded after the Thomas Fire	0.45	0.00	
PC3	Coast live oak woodland		S4/G5, Cal OWA	Burn damage from the Thomas Fire was minor, woodland mostly recovered	2.84	0.00	
PC4	Coyote brush scrub		S5/G5	Good, mostly recovered from the Thomas Fire	1.39	0.00	
PC5	Deerweed scrub		S5/G5	Good, expanded after the Thomas Fire	2.13	0.00	
PC6	Developed (roads, residence, water tank, landscaping)		NA	NA	2.71	1.94	
PC7	Disturbed (recently disturbed areas, fallow farmland)		Non-native	NA	17.19	14.97	
PC8	Foothill needlegrass grassland		S3/G3	Good	0.13	0.00	
PC9	Giant wild-rye grassland		S3/G3	Good	1.01	0.00	
PC10	Lemonade berry scrub		S3/G3	Good, but still recovering from the Thomas Fire	0.85	0.00	
PC11	Mulefat thickets		S4/G5	Good	0.12	0.00	
PC12	Orchards		Non-native	Good	3.64	0.00	
PC13	Poison hemlock patches		Non-native	Good	0.29	0.00	
PC14	Poison oak scrub		S4/G4	Good	1.25	0.00	
PC15	Purple sage scrub		S5/G5	Good, mostly recovered from the Thomas Fire	6.80	0.00	
PC16	Sawtooth golden bush scrub		S3/G3	Good	6.93	0.00	
PC17	Upland mustards		Non-native	Very good, may have expanded after the Thomas Fire	10.64	0.00	
PC18	California walnut groves		S3/G3	Good, mostly recovered from the Thomas Fire by crown sprouting	1.70	0.00	
PC19	Eucalyptus groves		Non-native	Good, no evident fire damage	0.50	0.33	

Plant Communities							
Map Key (1)	**Association (Manual of California Vegetation)**	**Misc. (2)**	**Status (3)**	**Condition (4)**	**Acres on the Property**	**Acres Impacted**	**Comments (5)**
LIC ..... Locally Important Plant Community ESHA ..... Environmentally Sensitive Habitat Areas (Coastal Zone) NatureServe Status: G3/S3 Vulnerable G4/S4 Apparently Secure G5/S5 Secure Cal OWA Managed under the California Oak Woodlands Act							

Physical Features

No potentially important physical features were found within the survey areas.

Waters and Wetlands

See Appendix One for an overview of the local, state and federal regulations protecting waters, wetlands and riparian habitats. Wetlands are complex systems; delineating their specific boundaries, functions and values generally takes a level of effort beyond the scope of an Initial Study Biological Assessment (ISBA). The goal of the ISBA with regard to waters and wetlands is simply to identify whether they may exist or not and to determine the potential for impacts to them from the proposed project. This much information can be adequate for designing projects to avoid impacts to waters and wetlands. Additional studies are generally warranted to delineate specific wetland boundaries and to develop recommendations for impact minimization or impact mitigation measures.

Protected wetlands or waters were found within the survey area(s).

Waters and Wetlands Summary

For the purposes of this ISBA, waters are defined as areas meeting the definition for waters, wetlands and streambeds used by the U.S. Army Corps of Engineers, California Department of Fish and Wildlife (CDFW), California Coastal Commission (Coastal Zone only) and Ventura County (red-line streams regulated by the Ventura County Watershed Protection District) (see definition on page 28 of the Initial Study Assessment Guidelines). In addition, waters of the State and wetlands regulated by the Regional Water Quality Control Board are considered waters for the purposes of this ISBA.

For the purposes of this ISBA, wetlands are defined as areas that support a prevalence of vegetative or aquatic life that requires saturated or seasonally saturated soil conditions (see Ventura County 2040 General Plan glossary). Since potential wetlands located within the survey areas would not be affected by proposed development, a wetlands delineation was not conducted and wetlands mapped by the National Wetland Inventory (NWI) are assumed to meet the County's wetland definition. Limited wetland hydrology data (evidence of surface water, soil saturation, sediment deposits, drift deposits, drainage patterns) collected on June 5, 2024 at Wetland W1 and an interview with the adjacent property owner indicate the NWI mapping is relatively accurate in describing seasonally saturated soils (County wetlands). Therefore, NWI mapping is presented on the Wetlands Map (Figure 6) as County defined wetlands.

Wetland W1. This wetland occurs within the ephemeral drainage on proposed Parcel 4. Approximately 1,500 feet of the western portion of the ephemeral drainage on proposed Parcel 4 supports an identifiable streambed and banks and may be considered a jurisdictional streambed by CDFW and RWQCB. Vegetation found within the survey area requiring saturated or seasonally saturated soils is limited to approximately 0.12 acres of mulefat thickets along the ephemeral drainage. The National Wetlands Inventory indicates the ephemeral drainage supports wetlands, including 1.90 acres of palustrine, scrub-shrub, temporary flooded wetlands and 1.08 acres of palustrine, emergent, persistent temporary flooded wetlands. The upper reach of this drainage supported saturated soils and ponded water in late spring (June 5, 2024) indicating a spring may contribute surface water to this drainage.

Wetland W2. This wetland occurs within Manuel Canyon at the very southern extent of proposed Parcel 3. The Manuel Canyon drainage extends approximately 2.4 miles east from its confluence with the Ventura River at river mile 3.9. The lower 1.7 miles of the Manuel Canyon drainage is maintained by the Ventura County Watershed Protection District and is considered waters of the U.S., waters of the State and within CDFW jurisdiction. The National Wetlands Inventory indicates the Manuel Canyon drainage supports wetlands, including palustrine, scrub-shrub temporary flooded wetlands and palustrine forested/shrub wetland.

Waters and Wetlands

Map Key	Wetland Type	Wetland Name (if any)	Wetland Status (3) (if known)	Wetland Size (4)	Hydrologic Status (5)	Primary Water Source (6)
W1	Drainage, possible spring	Unnamed	County, CDFW, RWQCB	2.98 acres based on NWI mapping	Saturated, some ponding	Runoff, possible spring
W2	Drainage	Manuel Canyon	County, CDFW, USACE, WPD, RWQCB	About 1.7 miles, about 40 linear feet and 0.03 acres (CDFW) within proposed Parcel 3	Saturated	Runoff

USACE..... U.S. Army Corps of Engineers regulated
CDFW..... California Department of Fish & Wildlife regulated
County..... County General Plan protected wetland
WPD..... Co. Watershed Protection District (red-line stream)
RWQCB…….Regional Water Quality Control Board

Waters and Wetlands (continued)

Map Key	County Wetland Significance	Wetland Distance from Project	Comments
W1	Not significant	850 feet	Riparian vegetation (mulefat scrub) limited to a linear 0.12-acre area along a short reach of the drainage, wetland functions limited to minor groundwater recharge and flood control
W2	Significant	400 feet	Riparian vegetation limited, but these wetlands provide groundwater recharge, flood control, pollution filtration and wildlife habitat

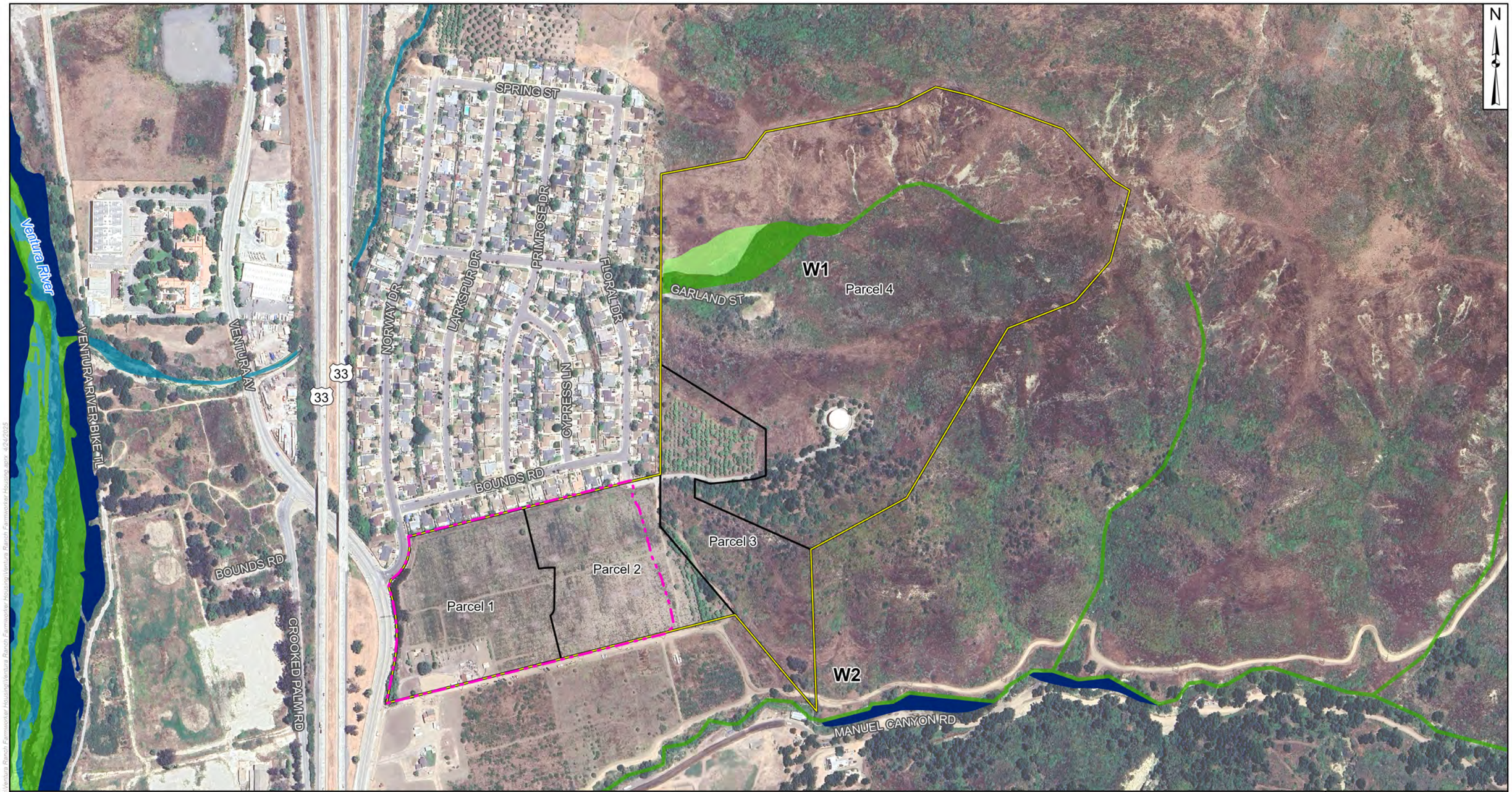

LEGEND:

- Project Site
- Proposed Internal Parcel Boundary
- Grading Limit
- Riparian Zone

NWI Wetland Type

- Freshwater Emergent Wetland
- Freshwater Forested/Shrub Wetland
- Riverine

MAP EXTENT:

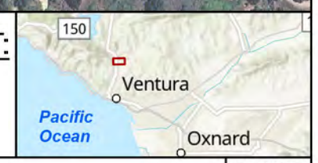

0 210 420
FEET

Source: Google Earth Imagery 7/8/23, NWI
Coordinate System:NAD 1983 StatePlane California V FIPS 0405 Feet
Notes: NWI = National Wetland Inventory
This map was created for informational and display purposes only.

padre associates, inc.
ENGINEERS, GEOLOGISTS & ENVIRONMENTAL SCIENTISTS

PROJECT NAME: VENTURA RANCH FARMWORKER HOUSING
VENTURA COUNTY, CA

PROJECT NUMBER: 2402-1911

DATE: April 2025

WETLANDS MAP

FIGURE 6

Z:\GIS Projects\GIS Maps\GIS Data\Project Specific\Ventura Ranch Farmworker Housing\Ventura Ranch Farmworker Housing.aprx 4/24/2025

Water/Wetland Buffers

General Plan Policy COS-1.11 requires a minimum 100-foot buffer from wetland habitats but allows adjustment of the buffer upon evaluation by a qualified biologist. Since proposed development would be located at least 400 feet from the nearest waters or wetlands, formal buffers are not required.

3.2 Species

Observed Species

A total of 129 vascular plant species were identified during botanical surveys conducted on May 2 and June 5, 2024 and observations during bumblebee surveys, within the survey areas (see Appendix 2-A). Sixty (47 percent) of these species are native to California, while 69 of these species (53 percent) are non-native species). Thirty-one (24 percent of the total plant species reported) are listed as invasive by the California Invasive Plant Council, including two species rated as highly invasive (red brome, English ivy), 14 species rated as moderately invasive, and 15 species considered to have limited invasiveness (see Appendix 2-A). Two special-status plant species (southern California black walnut and Plummer's baccharis) were observed within the survey areas.

A total of 54 vertebrate animal species were observed within the survey areas (see Appendix 2-B), including three reptile species, 44 bird species and seven mammal species. Nine special-status wildlife species (Cooper's hawk, Allen's hummingbird, Nuttall's woodpecker, wrentit, oak titmouse, yellow warbler, yellow-breasted chat, California thrasher, Bullock's oriole) were observed within the survey areas.

During the three protocol Crotch's bumblebee surveys conducted within suitable habitat (Survey Area SA4), no Crotch's bumblebee individuals were detected at any point. Potential bumblebee nest locations, in the form of mammalian burrows, were documented within SA4. However, no occupied bumblebee nests were documented during any of the surveys. Three bumblebee species (California bumblebee, yellow-faced bumblebee, black tail bumblebee) were observed during the Crotch's bumblebee protocol surveys.

Protected Trees

Trees protected under the County's Non-Coastal Zoning Ordinance Tree Protection Regulations include:

- Native oak trees with a girth of 9.5 inches or greater, or 6.5 inches if a multi-trunked tree.
- Southern California black walnut trees with a girth of 9.5 inches or greater.
- Heritage trees defined as any species of tree with a single trunk of 90 or more inches in girth, or trees with multiple trunks, two of which collectively measure 72 or more inches in girth. Trees with unnaturally large trunks such as date palms must be at least 60 feet tall or 75 years old to be considered a protected tree.

An Arborist Report (see Attachment D) was prepared by Cragoe Pest Services for the proposed project which identified and surveyed all protected trees within 200 feet of the grading limits of the proposed development (see Protected Trees Table below). Note that the Arborist Report provided only collective tree diameters (not individual trunks), which were converted to girth. The use of collective tree diameters is inconsistent with the Tree Protection Guidelines as it prevents the calculation of cross-sectional area of each trunk for tree replacement. The location of these protected trees is provided in Figure 2.

Protected Trees (Arborist Report)						
Tree no.	Species	Common Name	California Invasive Plant Council Invasiveness Rating	Collective Diameter at Breath Height (inches)	Collective Girth (inches)	Impact
640	*Cedrus deodara*	Deodar cedar		43	135	Removal
641	*Grevillea robusta*	Silk oak	Watch	59	185	Removal
642	*Cedrus deodara*	Deodar cedar		136	427	Removal
643	*Quercus agrifolia*	Coast live oak		5	16	Encroachment
644	*Quercus agrifolia*	Coast live oak		5.5	17	Encroachment
645	*Quercus agrifolia*	Coast live oak		13	41	Removal
646	*Cedrus deodara*	Deodar cedar		89	280	Removal
647	*Quercus agrifolia*	Coast live oak		4.5	14	Removal
648	*Schinus molle*	Peruvian pepper	Limited	36	113	Removal
649	*Eucalyptus globulus*	Blue gum eucalyptus	Limited	50	157	Encroachment
650	*Quercus agrifolia*	Coast live oak		7	22	Encroachment
651	*Quercus agrifolia*	Coast live oak		17	53	No impact
652	*Quercus agrifolia*	Coast live oak		9	28	No impact
653	*Juglans californica*	California black walnut		39	123	No impact
654	*Quercus agrifolia*	Coast live oak		46.5	146	No impact
655	*Quercus agrifolia*	Coast live oak		21	66	No impact
656	*Quercus agrifolia*	Coast live oak		7.5	24	No impact
657	*Quercus agrifolia*	Coast live oak		18.5	58	No impact

Special-Status Species and Nests

See Appendix One for definitions of the types of special status species that have federal, state or local protection and for more information on the regulations that protect birds' nests.

Special-status species were observed or have a moderate to high potential to occur within the survey area(s).

Habitat suitable for nests of birds protected under the Migratory Bird Treaty Act does exist within the survey area(s).

Special-Status Species Summary

Species included in the special-status species table are those species reported by the California Natural Diversity Data Base within five miles of the survey areas, and those Ventura County locally important plant and animal species reported within the Ventura 7.5-minute quadrangle map.

Three special-status plant species (southern California black walnut, Plummer's baccharis and Fish's milkwort) and two protected native tree species (coast live oak and southern California black walnut) were observed within the survey areas (see Figures 3 and 4). Nine special-status wildlife species were observed within the survey areas; Cooper's hawk, Allen's hummingbird, Nuttall's woodpecker, wrentit, oak titmouse, yellow warbler, yellow-breasted chat, California thrasher, Bullock's oriole (see locations in Figures 3 and 4).

The Special-Status Species Table provides a summary of the potential for other special-status plant species (SSP1 through SSP35) known from the area to occur within the survey areas. The Special-Status Species Table also provides a summary of the potential for other special-status wildlife species (SSP36 through SSP55) known from the area to occur within the survey areas.

Critical habitat for the endangered willow flycatcher and endangered southern California steelhead is located in the Ventura River 0.2 miles west of the survey areas. Critical habitat for the threatened California red-legged frog is located 2.9 miles to the north-northwest of the survey areas. Critical habitat for the threatened western snowy plover is located 4.0 miles south of the survey areas.

Special-Status Species						
Map Key (1)	Survey/Source (2)	Scientific Name (3)	Common Name	Species' Status (4)	Potential to Occur (5)	Habitat Requirements (6)
SSO1	SD1, SD2	*Quercus agrifolia*	Coast live oak	Protected tree	Observed	Woodlands, chaparral
SSO2	SD1, SD2, SD4	*Juglans californica*	Southern California black walnut	CNPS 4, protected tree	Observed	Woodlands, chaparral, stream banks
SSO3	SD1, SD5	*Baccharis plummerae ssp. plummerae*	Plummer's baccharis	CNPS 4	Observed on proposed Parcel 4	Chaparral, coastal scrub, woodland
SSO4	SD3	*Accipiter cooperi*	Cooper's hawk	WL	Observed	Woodlands
SSO5	SD2	*Selasphorus sasin*	Allen's hummingbird	BCC	Observed	Oak and riparian woodlands, residential trees and landscaping
SSO6	SD1, SD2, SD3	*Picoides nuttallii*	Nuttall's woodpecker	BCC	Observed	Woodlands
SSO7	SD1, SD2	*Chamaea aedor*	Wrentit	BCC	Observed	Chaparral, coastal scrub
SSO8	SD3, SD4	*Setophaga petechia*	Yellow warbler	SSC	Observed	Riparian woodland
SSO9	SD3	*Icteria virens*	Yellow-breasted chat	SSC	Observed	Willow woodland
SSO10	SD1, SD3	*Toxostoma redivivum*	California thrasher	BCC	Observed	Chaparral, coastal scrub
SSO11	SD1	*Icterus bullocki*	Bullock's oriole	BCC	Observed	Woodlands
SSO12	SD5	*Rhinotropis cornuta ssp. fishiae*	Fish's milkwort	CNPS 4	Observed	Woodland, chaparral
SSO13	SD6	*Baeolophus inornatus*	Oak titmouse	BCC	Observed	Oak woodland
SSP1	LIS plant list	*Trifolium bifidum var. decipiens*	Pinole clover	LIS	Low-Moderate	Open grassy areas, oak chaparral, forest
SSP2	LIS plant list	*Symphoricarpos albus var. laevigatus*	Snowberry	LIS	Moderate	Woodlands, streambanks

Special-Status Species						
Map Key (1)	Survey/Source (2)	Scientific Name (3)	Common Name	Species' Status (4)	Potential to Occur (5)	Habitat Requirements (6)
SSP3	LIS plant list	*Salicornia depressa*	Annual pickleweed	LIS	None	Saltmarshes
SSP4	LIS plant list	*Rumex transitorius*	Rumex	LIS	None	Coastal dunes, wet meadows
SSP5	LIS plant list	*Ribes aureum var. gracillimum*	Slender golden currant	LIS	None	Riparian and forest edges
SSP6	LIS plant list	*Myriopteris cooperae*	Cooper's lip fern	LIS	None	Rock outcrops, typically limestone
SSP7	LIS plant list	*Morella californica*	California wax-myrtle	LIS	None	Coastal dunes, closed-cone pine, redwood forest
SSP8	LIS plant list	*Microseris douglasii ssp. douglasii*	Douglas' silverpuffs	LIS	Low	Clay soils in grassland, near vernal pools, serpentine outcrops
SSP9	LIS plant list	*Lemna turionifera*	Turion duckweed	LIS	None	Ponds
SSP10	LIS plant list	*Lemna minor*	Duckweed	LIS	None	Ponds
SSP11	LIS plant list	*Lemna aequinoctialis*	Lesser duckweed	LIS	None	Ponds
SSP12	LIS plant list	*Euphorbia melanadenia*	Red-gland spurge	LIS	Low	Dry stony slopes, flats
SSP13	LIS plant list	*Eryngium vaseyi*	Coyote thistle	LIS	None	Vernal pools
SSP14	LIS plant list	*Dudleya caespitosa*	Coast dudleya	LIS	None	Coastal strand, rocky bluffs below 300' elevation
SSP15	LIS plant list	*Cucurbita palmata*	Coyote melon	LIS	Low	Sandy places
SSP16	LIS plant list	*Cryptantha leiocarpa*	Beach cryptantha	LIS	None	Coastal dunes, beaches
SSP17	LIS plant list	*Clinopodium douglasii*	Yerba buena	LIS	Low-Moderate	Chaparral, woodland
SSP18	LIS plant list	*Chenopdium berlanderi var. zschackei*	Pit-seed goosefoot	LIS	Moderate	Disturbed areas, sandy washes, ocean bluffs
SSP19	LIS plant list	*Carex pansa*	Sand dune sedge	LIS	None	Coastal dunes, strand
SSP20	LIS plant list	*Carex barbarae*	Santa Barbara sedge	LIS	Moderate	Seasonal wetlands
SSP21	LIS plant list	*Bolboschoenus robustus*	Seacoast bulrush	LIS	None	Brackish to saline coastal marshes
SSP22	LIS plant list	*Atriplex dioca*	Thick-leaf orach	LIS	Moderate	Moist saline or alkaline soils
SSP23	LIS plant list	*Atriplex argentea var. expansa*	Silver scale	LIS	Low	Saline soils
SSP24	LIS plant list	*Aphanes occidentalis*	Western lady's mantle	LIS	Low-Moderate	Wet grassland, chaparral, woodland
SSP25	LIS plant list	*Antirrhinum nuttalianus ssp. subsessile*	Nuttall's snapdragon	LIS	None	Coastal dunes, rocky areas
SSP26	LIS plant list	*Amsinckia spectabilis var. spectabilis*	Showy fiddleneck	LIS	None	Coastal dunes and bluffs
SSP27	LIS plant list	*Ambrosia confertiflora*	Bursage	LIS	Moderate	Disturbed areas

Special-Status Species						
Map Key (1)	Survey/Source (2)	Scientific Name (3)	Common Name	Species' Status (4)	Potential to Occur (5)	Habitat Requirements (6)
SSP28	LIS plant list	*Amaranthus powellii*	Powell's amaranth	LIS	Moderate	Disturbed areas, agricultural fields
SSP29	LIS plant list	*Alopecurus carolinianus*	Carolina foxtail	LIS	Low	Vernal pools, wetlands
SSP30	LIS plant list	*Alisma trivale*	Northern water plantain	LIS	None	Ponds
SSP31	CNPS, CCH	*Calochortus fimbriatus*	Late flowered mariposa lily	CNPS 1B	Low-Moderate	Chaparral, woodland
SSP32	CNPS, CCH	*Calochortus catalinae*	Catalina mariposa lily	CNPS 4	Moderate	Chaparral, coastal scrub, grassland, reported from Foster Park in 1945
SSP33	CNDDB	*Monardella hypoleuca ssp. hypoleuca*	White-veined monardella	CNPS 1B	Low-Moderate	Chaparral, cismontane woodland, reported from Foster Park in 1969
SSP34	CNDDB	*Astragalus didymocarpus var. milesianus*	Miles' milk-vetch	CNPS 1B	Moderate	Coastal scrub with clay soils, reported from Casitas Pass Road in 1945
SSP35	CNPS, CCH	*Navarretia ojaiensis*	Ojai navarretia	List 1B	Moderate	Openings in chaparral and coastal scrub, grassland
SSP36	CNDDB	*Eucyclogobius newberryi*	Tidewater goby	FE	None	Coastal streams and estuaries, reported for the lower Ventura River
SSP37	Padre, 2009	*Gila orcuttii*	Arroyo chub	SSC	None	Streams, reported from the lower Ventura River
SSP38	CNDDB	*Oncorhynchus mykiss*	Southern California steelhead	FE, SC	None	Coastal streams
SSP39	LIS animal list	*Aneides lugibris*	Arboreal salamander	LIS	Low-Moderate	Foothill hardwood woodlands and conifer forest
SSP40	CNDDB	*Thamnophis hammondii*	Two-striped garter snake	SSC	None	Streams, reported from the Ventura River in 2017
SSP41	CNDDB	*Rana draytoni*	California red-legged frog	FT, SSC	None	Ponds, streams
SSP42	CNDDB	*Emys marmorata*	Western pond turtle	SSC, PT	None	Ponds, streams, reported from the Ventura River
SSP43	CNDDB	*Athene cunicularia*	Burrowing owl	SSC, BCC	Low-Moderate	Annual grassland, open scrub, reported from the Ventura River levee
SSP44	CNDDB, Padre 2009	*Vireo bellii pusillus*	Least Bell's vireo	FE, SE	None	Riparian scrub, reported from the lower Ventura River
SSP45	CNDDB	*Agelaius tricolor*	Tri-colored blackbird	ST, SSC, BCC	None	Freshwater marshes
SSP46	CNDDB	*Taxidea taxus*	American badger	SSC	Low-moderate	Grassland, open scrub, reported roadkill on SR 33 near Ventura River

Special-Status Species						
Map Key (1)	Survey/Source (2)	Scientific Name (3)	Common Name	Species' Status (4)	Potential to Occur (5)	Habitat Requirements (6)
SSP47	iNaturalist, 2024	*Bombus crotchii*	Crotch's bumblebee	SC	Very Low (not observed during protocol surveys)	Chaparral, coastal scrub, reported 1.1 miles to the southeast
SSP48	CNDDB	*Antrozous pallidus*	Pallid bat	SSC	Low-moderate	Woodlands, reported from Ventura area in 1906
SSP49	CNDDB	*Choeronycteris mexicana*	Mexican long-tongued bat	SSC	Very low	Desert scrub, pinyon-juniper, reported from Ventura area in 1994
SSP50	CNDDB	*Eumpos perotis californicus*	Western mastiff bat	SSC	Low	Rock outcrops in chaparral and woodland, reported from Ventura area in 1907
SSP51	CNDDB	*Polioptila californica*	Coastal California gnatcatcher	FT, SSC	Very low	Coastal scrub, extirpated in western Ventura County
SSP52	CNDDB, Xerces Society	*Danaus plexippus*	Western monarch	PT	Low, on-site tree groves are small and isolated	Coastal protected tree groves, reported from Taylor Ranch
SSP53	CNDDB	*Anniella sp.*	California legless lizard	SSC	Moderate, could occur on-site in woodlands	Canyon bottoms, woodlands, reported from near Hall Canyon
SSP54	CNDDB	*Aspidoscelis trigris stejnegeri*	Coastal whiptail	SSC	Moderate, may occur on-site in scrub	Coastal scrub, chaparral, reported from Sexton Canyon
SSP55	CNDDB	*Charadrius nivosus nivosus*	Western snowy plover	FT, SSC	None	Beaches, coastal dunes, reported from Ventura Beach in 1948, now extirpated

Special Status Species (continued)				
Map Key	Adequate Habitat Onsite	Adequate Habitat Size (7)	Acreage Impacted	Comments (8)
SSO1	Yes	Yes	0.00	Found within the survey areas within PC3 and PC12, none would be removed
SSO2	Yes	Yes	0.00	Found within the survey areas within PC3 and PC18, none would be removed
SSO3	Yes	Yes	0.00	Found on proposed Parcel 4, no impact
SSO4	Yes	Yes	0.00	Found on proposed Parcel 4, no impact
SSO5	Yes	Yes	0.00	Found on proposed Parcel 4, no impact
SSO6	Yes	Yes	0.00	Found within the survey areas within PC3 and PC12, no impact
SSO7	Yes	Yes	0.00	Found in PC15 and PC16 on proposed Parcel 4, no impact
SSO8	Yes	No	0.00	Found foraging on proposed Parcels 1 and 3, likely non-breeder, no suitable nesting habitat, no impact
SSO9	Yes	No	0.00	Found on proposed Parcel 4, likely non-breeder, no suitable nesting habitat, no impact
SSO10	Yes	Yes	0.00	Found on proposed Parcel 4, no impact
SSO11	Yes	Yes	0.00	Found on proposed Parcel 4, no impact
SSO12	Yes	Yes	0.00	Found on proposed Parcel 4, no impact
SSO13	Yes	Yes	0.00	Found on proposed Parcel 4, no impact
SSP1	Yes	Yes	0.00	Not observed during botanical surveys

Special Status Species (continued)				
Map Key	Adequate Habitat Onsite	Adequate Habitat Size (7)	Acreage Impacted	Comments (8)
SSP2	Yes	Yes	0.00	Not observed during botanical surveys
SSP3	No	No	0.00	No suitable habitat, not observed during botanical surveys
SSP4	No	No	0.00	No suitable habitat, not observed during botanical surveys
SSP5	No	No	0.00	No suitable habitat, not observed during botanical surveys
SSP6	No	No	0.00	No suitable habitat, not observed during botanical surveys
SSP7	No	No	0.00	No suitable habitat, not observed during botanical surveys
SSP8	No	No	0.00	No suitable habitat, not observed during botanical surveys
SSP9	No	No	0.00	No suitable habitat, not observed during botanical surveys
SSP10	No	No	0.00	No suitable habitat, not observed during botanical surveys
SSP11	No	No	0.00	No suitable habitat, not observed during botanical surveys
SSP12	No	No	0.00	No suitable habitat, not observed during botanical surveys
SSP13	No	No	0.00	No suitable habitat, not observed during botanical surveys
SSP14	No	No	0.00	No suitable habitat, not observed during botanical surveys
SSP15	No	No	0.00	No suitable habitat, not observed during botanical surveys
SSP16	No	No	0.00	No suitable habitat, not observed during botanical surveys
SSP17	Yes	Yes	0.00	Not observed during botanical surveys
SSP18	Yes	Yes	0.00	Not observed during botanical surveys
SSP19	No	No	0.00	No suitable habitat, not observed during botanical surveys
SSP20	Yes	Yes	0.00	Not observed during botanical surveys
SSP21	No	No	0.00	No suitable habitat, not observed during botanical surveys
SSP22	Yes	Yes	0.00	Not observed during botanical surveys
SSP23	Yes	Yes	0.00	Not observed during botanical surveys
SSP24	Yes	Yes	0.00	Not observed during botanical surveys
SSP25	No	No	0.00	No suitable habitat, not observed during botanical surveys
SSP26	No	No	0.00	No suitable habitat, not observed during botanical surveys
SSP27	Yes	Yes	0..00	Not observed during botanical surveys
SSP28	Yes	Yes	0.00	Not observed during botanical surveys
SSP29	Yes	Yes	0.00	Not observed during botanical surveys
SSP30	No	No	0.00	No suitable habitat, not observed during botanical surveys
SSP31	Yes	Yes	0.00	Not observed during botanical surveys
SSP32	Yes	Yes	0.00	Not observed during botanical surveys
SSP33	Yes	Yes	0.00	Not observed during botanical surveys
SSP34	Yes	Yes	0.00	Not observed during botanical surveys
SSP35	Yes	Yes	0.00	Not observed during botanical surveys
SSP36	No	No	0.00	No suitable aquatic habitat
SSP37	No	No	0.00	No suitable aquatic habitat
SSP38	No	No	0.00	No suitable aquatic habitat
SSP39	Yes	Yes	0.00	Not observed during surveys
SSP40	No	No	0.00	No suitable habitat, not observed during surveys
SSP41	No	No	0.00	No suitable habitat, not observed during surveys
SSP42	No	No	0.00	No suitable habitat, not observed during surveys
SSP43	Yes	Yes	0.00	Not observed during surveys
SSP44	No	No	0.00	No suitable habitat, not observed during surveys
SSP45	No	No	0.00	No suitable habitat, not observed during surveys
SSP46	Yes	Yes	0.00	Not observed during surveys
SSP47	Yes	Yes	0.00	Not observed during protocol candidate bumblebee species surveys
SSP48	Yes	Yes	0.00	Could forage in on-site woodland, but no roosting habitat
SSP49	No	No	0.00	Not present in the region
SSP50	Yes	No	0.00	Could forage in on-site woodland, but no roosting habitat
SSP51	No	No	0.00	No suitable habitat, not observed during surveys
SSP52	No	No	0.00	No suitable habitat, not observed during surveys

Special Status Species (continued)				
Map Key	Adequate Habitat Onsite	Adequate Habitat Size (7)	Acreage Impacted	Comments (8)
SSP53	Yes	Yes	0.00	May occur in on-site woodlands and northern canyon bottom
SSP54	Yes	Yes	0.00	May occur in on-site scrub
SSP55	No	No	0.00	No suitable habitat, not observed during surveys

BCC.....2021 Bird of Conservation Concern (USFWS, coastal California)
FE .....Federal Endangered
FT .....Federal Threatened
FC.....Federal Candidate Species
FSC .....Federal Species of Concern
PT……Proposed Threatened (USFWS)
SA.....CDFW Special Animal
SC……California candidate species
SFP.....California Fully Protected Species
SE.....California Endangered
ST .....California Threatened
SR.....California Rare
SSC .....California Species of Special Concern
WL .....CDFW Watch List
CDFW/NatureServe Rank
G1 or S1 - Critically Imperiled Globally or Subnationally (state)
G2 or S2 - Imperiled Globally or Subnationally (state)
G3 or S3 - Vulnerable to extirpation or extinction Globally or Subnationally (state)
CNPS 1A .....California Native Plant Society listed as presumed to be extinct
CNPS 1B .....California Native Plant Society listed as rare or endangered in California and elsewhere
CNPS 2B .....California Native Plant Society listed as rare or endangered in California but more common elsewhere
CNPS 3.....**A review list only.** California Native Plant Society listed as in need of more information.
CNPS 4.....**A watch list only**. California Native Plant Society listed as of limited distribution or infrequent throughout a broader area in California; vulnerability to threat appears relatively low.
LIS .....Ventura County Locally Important Species

Nesting Bird Summary

Nests of birds protected by the federal Migratory Bird Treaty Act may be present in the survey areas, primarily within native plant communities (PC2-PC5, PC8-PC11, PC14-PC16, PC18) and non-native tree stands (including PC19).

3.3 Wildlife Movement and Connectivity

Wildlife movement or connectivity features, or evidence thereof, were not found within the survey area(s).

Mapped Corridors or Linkages

The project site and survey areas are not located within a habitat connectivity and wildlife corridor (HCWC overlay) as identified by the Ventura County Planning Division and not located within one of 15 priority landscape linkages identified by the South Coast Missing Linkages Project.

Connectivity Features

There are no natural or manmade features that facilitate wildlife movement through the property. The survey areas are located along the western margin of a large habitat block of over 100 square miles including the coastal foothills and Sulfur Mountain, bordered by State Route (SR) 33 to the west and SR 150 to the north and east. Due to relatively low traffic volumes and vehicle speeds (mostly less than 50 mph), these roadways are not impassable barriers (such as a major freeway) to wildlife moving into and out of this habitat block. SR 33 near the project site is a partial barrier to wildlife movement.

The northern and western boundary of proposed Parcels 1 and 2 is fenced (barbed wire or masonry block wall). The western boundary and most of the northern, southern and eastern boundary of proposed Parcel 4 is fenced (about four feet high, barbed wire) which may form a partial barrier to large mammals (coyote, bobcat, young deer, wild pig and bears). The approximate location of fencing is provided in Figures 3 and 4. There are no features within the survey areas which may facilitate wildlife movement.

Section 4: Impact Assessment and Mitigation

4.1 Sufficiency of Biological Data

Biological data is sufficient for the purposes of the ISBA.

4.2 Impacts and Mitigation

Cumulative projects assessed in this section include projects listed in the July 8, 2024 Planning Division Pending Projects List and Recently Approved Projects List in the North Ventura Avenue and Ojai Valley planning areas.

A. Species Project: PS-M; Cumulative: PS-M

Listed Species

Based on field surveys and habitat assessment, endangered, threatened or rare species were not observed or anticipated to occur within the survey areas or project grading limits.

Non-listed Special-Status Species

Southern California black walnut, Plummer's baccharis and Fish's milkwort were observed within the survey areas during the field surveys (see Figures 3 and 4). These species do not occur within the proposed grading limits or fuel modification areas. The proposed development would not result in the loss of suitable habitat for these species, or other special-status plant species that have the potential to occur within the affected parcels (see Special-Status Species Table).

Cooper's hawk, Allen's hummingbird, Nuttall's woodpecker, wrentit, yellow warbler, yellow-breasted chat, California thrasher, Bullock's oriole and oak titmouse were observed within the survey areas. The proposed development would not result in the loss of suitable habitat for these species, or other special-status wildlife species that have the potential to occur within the affected parcels (see Special-Status Species Table).

Protected Trees

Implementation of the project would result in the removal of seven protected heritage trees (tree nos. 640, 641, 642, 645, 646, 647, 648). The proposed project would require a discretionary tree permit and may be approved under Section 8107-27.4(c) of the Non-Coastal Zoning Ordinance should the Planning Director determine that the public benefit of the project outweighs removal of the six protected trees (four of which are or suspected to be invasive plant species).

Significance Finding – Project Impacts: Potentially Significant but Mitigable.

Significance Finding – Cumulative Impacts: Potentially Significant but Mitigable.

MM-1: Protected Tree Protection and Replacement

Impact and Mitigation Goal: To protect and replace protected trees.

Mitigation Action and Timing: A tree protection plan shall be developed, approved and implemented according to the County's Content Requirements for Tree Protection Plans to protect trees during project construction. The Ventura County Tree Protection Guidelines require replacement of removed trees on a cross-sectional basis. Replacement trees shall be planted in compliance with the Tree Protection Guidelines as landscaping within the proposed development and on adjacent portions of Parcel 2 not supporting native vegetation. Tree species to be planted shall not be considered invasive by the California Invasive Plant Council. The tree protection plan and a tree planting and maintenance plan shall be submitted at least 60 days prior to the start of clearing and grubbing within the approved grading limits.

Monitoring: An arborist shall monitor the replacement trees within one week of planting and on an annual basis for five years after planting. A final report shall be prepared at the end of the five-year monitoring period.

Standards of Success: The replacement trees cumulatively exceed the cross-sectional trunk area of those protected trees removed.

Birds Protected Under the Migratory Bird Treaty Act and California Fish and Game Code

Potential impacts to nesting migratory birds protected by the Migratory Bird Treaty Act (MBTA) and the California Fish and Game Code may include take in the form of removal of active nests during vegetation clearing and grading activities.

Significance Finding – Project Impacts: Potentially Significant but Mitigable.

Significance Finding – Cumulative Impacts: Potentially Significant but Mitigable.

The following avoidance and minimization efforts have been proposed to offset potentially significant impacts associated with take of nesting migratory birds:

MM-2: Nest Avoidance

Impact and Mitigation Goal: To reduce take of nesting migratory birds.

Mitigation Action and Timing: Removal of vegetation shall be conducted in between August 16 and February 28th or 29th, during the fall and winter, after fledging and before the initiation of breeding activities.

Monitoring: No monitoring activities are suggested due to the proposed timing of clearing activities outside of the breeding bird period (generally defined as March 1 through August 15).

Standards of Success: No loss of nesting migratory birds.

MM-3: Breeding Bird Surveys

Impact and Mitigation Goal: To prevent take of nesting migratory birds.

Mitigation Action and Timing: If vegetation removal and/or heavy equipment usage must be conducted during the breeding bird nesting period (generally defined as March 1 through August 15), pre-construction breeding bird surveys shall be performed within vegetation removal and construction areas and within 200 feet of these areas to determine the location of bird nesting sites. If active nests are detected during the breeding season, nests shall be avoided during construction.

Monitoring: A breeding bird survey report shall be submitted to the County Planning Division, including measures to minimize impacts to active nests.

Standards of Success: If active nests are detected during the breeding season, nests shall be avoided during construction. To ensure adequate protection for breeding birds, buffers shall be maintained between active nests of nesting migratory birds and vegetation clearing and other heavy equipment activity. The size of the buffers shall be established in consultation with the California Department of Fish and Wildlife (CDFW) and/or United States Fish and Wildlife Service (USFWS).

B. Ecological Communities Project: NI; Cumulative: NI

Sensitive Plant Communities

Six sensitive plant communities (rarity ranking of S3, vulnerable to extirpation in California) occur within the survey areas, including California brittle bush scrub, foothill needlegrass grassland, sawtooth golden bush scrub, giant wild-rye grassland, lemonade berry scrub and California walnut groves (see Plant Communities Table). These plant communities are limited to the eastern margin of proposed Parcel 2 and proposed Parcels 3 and 4 and would not be affected by proposed development.

Significance Finding – Project Impacts: No Impact.

Significance Finding – Cumulative Impacts: No Impact.

Wetlands (W1 and W2, see Figure 6) as defined by Ventura County occur the survey areas. All development would be located at least 400 feet from these wetlands.

Significance Finding – Project Impacts: No Impact.

Significance Finding – Cumulative Impacts: No Impact.

C. Wildlife Movement and Connectivity Project: LS; Cumulative: LS

The project site and survey areas are not located within a habitat connectivity and wildlife corridor (HCWC overlay) as identified by the Ventura County Planning Division and not located within one of 15 priority landscape linkages identified by the South Coast Missing Linkages Project.

Habitat Loss within a Wildlife Movement Corridor

Native vegetation and habitat loss would be avoided and would not reduce cover and habitat for wildlife moving through the area.

Isolate Habitat within a Wildlife Movement Corridor

The proposed development would be located adjacent to existing residential development, Ventura Avenue and SR 33 and would not isolate wildlife habitat. The proposed preservation of Parcels 3 and 4 would permanently protect 53 acres of relatively undisturbed habitat within the regional habitat block formed by SR 33 to the west and SR 150 to the north and east.

Barriers to Wildlife Movement

The proposed project may include fencing along the eastern and southern boundaries to separate the development from adjacent agricultural lands. Such fencing would not be impassable to wildlife and would be located adjacent to existing residential and agricultural development and not isolate wildlife habitat. Spilt-rail fencing (or equivalent) is likely to be required as a condition of approval by the Ventura County Planning Division. Therefore, implementation of the proposed project would not result in barriers to wildlife movement.

Indirect Factors that May Hinder Wildlife Movement

The proposed project would be provided with exterior lighting for security purposes. It is anticipated that luminaires would be focused downward on adjacent multi-family structures. The proposed project would be located adjacent to existing residential development, agricultural lands and roadways and would not hinder wildlife movement or result in increased predation.

Project residents may keep small domestic animals (cats and dogs) in compliance with County regulations. However, animals that may disturb wildlife (such as dogs) would be contained within the residences at night (outdoor spaces are not provided for residents) when most wildlife movement occurs.

Proposed development would increase human presence at the project site. However, the project area currently supports residential development and the project-related increase in human presence would not significantly affect wildlife movement.

Significance Finding – Project Impacts: Less than Significant.

Significance Finding – Cumulative Impacts: Less than Significant.

Section 5: Photos

Photos	
Location Farm access road **Map Key** P1 **Direction** West **Description** View of the existing residence and barn	
Location Farm access road **Map Key** P2 **Direction** Northwest **Description** View of the fallow farmland (former orchards)	

Photos	
Location Parcel 1 **Map Key** P3 **Direction** East **Description** View of the Parcel 3 slope and Parcel 2 fallow farmland	
Location Southern portion of Parcel 4 **Map Key** P4 **Direction** Southwest **Description** View of the southern portion of Parcel 4 with oak and black walnut woodland and water tank, with fallow farmland (Parcel 1) in background	

Photos	
Location Parcel 4 **Map Key** P5 **Direction** West **Description** View of the small canyon and ephemeral drainage on Parcel 4	
Location Parcel 4 **Map Key** P6 **Direction** South **Description** View of the north-facing slope on Parcel 4 from near the drainage	

Appendix One

Summary of Biological Resource Regulations

The Ventura County Planning Division, as “lead agency” under CEQA for issuing discretionary land use permits, uses the relationship of a potential environmental effect from a proposed project to an established regulatory standard to determine the significance of the potential environmental effect. This Appendix summarizes important biological resource regulations which are used by the Division’s biologists (consultants and staff) in making CEQA findings of significance:

Sensitive Status Species Regulations
Nesting Bird Regulations
Plant Community Regulations
Waters and Wetlands Regulations
Coastal Habitat Regulations
Wildlife Migration Regulations
Locally Important Species/Communities Regulations

Sensitive Status Species Regulations

Federally Protected Species

Ventura County is home to 29 federally listed endangered and threatened plant and wildlife species. The U.S. Fish and Wildlife Service (USFWS) regulates the protection of federally listed endangered and threatened plant and wildlife species.

FE (Federally Endangered): A species that is in danger of extinction throughout all or a significant portion of its range.

FT (Federally Threatened): A species that is likely to become endangered in the foreseeable future.

FC (Federal Candidate): A species for which USFWS has sufficient information on its biological status and threats to propose it as endangered or threatened under the Endangered Species Act (ESA), but for which development of a proposed listing regulation is precluded by other higher priority listing activities.

FSC (Federal Species of Concern): A species under consideration for listing, for which there is insufficient information to support listing at this time. These species may or may not be listed in the future, and many of these species were formerly recognized as "Category-2 Candidate” species.

The USFWS requires permits for the ‘taking’ of any federally listed endangered or threatened species. Take is defined by the USFWS as “to harass, harm, pursue, hunt, shoot, wound, kill, trap, capture, or collect, or to attempt to engage in any such conduct; may include significant habitat modification or degradation if it kills or injures wildlife by significantly impairing essential behavioral patterns including breeding, feeding, or sheltering.”

The Endangered Species Act (ESA) does not provide statutory protection for candidate species or species of concern, but USFWS encourages conservation efforts to protect these species. USFWS can set up voluntary Candidate Conservation Agreements and Assurances, which provide non-Federal landowners (public and private) with the assurance that if they implement various conservation activities to protect a given candidate species, they will not be subject to additional restrictions if the species becomes listed under the ESA.

State Protected Species

The California Department of Fish and Game (CDFG) regulates the protection of endangered, threatened, and fully protected species listed under the California Endangered Species Act. Some species may be jointly listed under the State and Federal Endangered Species Acts.

SE (California Endangered): A native species or subspecies which is in serious danger of becoming extinct throughout all, or a significant portion, of its range due to one or more causes, including loss of habitat, change in habitat, overexploitation, predation, competition, or disease.

ST (California Threatened): A native species or subspecies that, although not presently threatened with extinction, is likely to become an endangered species in the foreseeable future in the absence of the special protection and management efforts required by this chapter. Any animal determined by the commission as "rare" on or before January 1, 1985, is a "threatened species."

SFP (California Fully Protected Species): This designation originated from the State's initial effort in the 1960's to identify and provide additional protection to those animals that were rare or faced possible extinction. Lists were created for fish, mammals, amphibians, reptiles, and birds. Most fully protected species have also been listed as threatened or endangered species under the more recent endangered species laws and regulations.

SR (California Rare): A species, subspecies, or variety of plant is rare under the Native Plant Protection Act when, although not presently threatened with extinction, it is in such small numbers throughout its range that it may become endangered if its present environment worsens. Animals are no longer listed as rare; all animals listed as rare before 1985 have been listed as threatened.

SSC (California Species of Special Concern): Animals that are not listed under the California Endangered Species Act, but which nonetheless 1) are declining at a rate that could result in listing, or 2) historically occurred in low numbers and known threats to their persistence currently exist.

The CDFG requires permits for the taking of any State-listed endangered, threatened, or fully protected species. Section 2080 of the Fish and Game Code prohibits "take" of any species that the California Fish and Game Commission determines to be endangered or threatened. Take is defined in Section 86 of the Fish and Game Code as "hunt, pursue, catch, capture, or kill, or attempt to hunt, pursue, catch, capture, or kill."

The California Native Plant Protection Act protects endangered and rare plants of California. Section 1908, which regulates plants listed under this act, states: “no person shall import into this state, or take, possess, or sell within this state, except as incident to the possession or sale of the real property on which the plant is growing, any native plant, or any part or product thereof, that the commission determines to be an endangered native plant or rare native plant, except as otherwise provided in this chapter.”

The California Endangered Species Act does not provide statutory protection for California species of special concern, but they should be considered during the environmental review process.

California Native Plant Society Listed Species

Plants with CNPS listings 1A, 1B and 2 should always be addressed in CEQA documents. Plants with CNPS listings 3 and 4 do not explicitly qualify for legal protection, but can be addressed in CEQA documents depending on the circumstances and opinion of the biologist conducting the assessment.

CNPS 1A: Plants presumed to be extinct because they have not been seen or collected in the wild in California for many years. This list includes plants that are both presumed extinct in California, as well as those plants which are presumed extirpated in California. A plant is extinct in California if it no longer occurs in or outside of California. A plant that is extirpated from California has been eliminated from California, but may still occur elsewhere in its range.

CNPS 1B: Plants that are rare throughout their range with the majority of them endemic to California. Most of the plants of List 1B have declined significantly over the last century.

CNPS 2: Plants that are rare throughout their range in California, but are common beyond the boundaries of California. List 2 recognizes the importance of protecting the geographic range of widespread species.

Plants identified on CNPS Lists 1A, 1B, and 2 meet the definitions of Sec. 1901, Chapter 10 (Native Plant Protection Act) or Secs. 2062 and 2067 (California Endangered Species Act) of the California Department of Fish and Game Code, and are eligible for state listing. They should be fully considered during preparation of environmental documents relating to CEQA.

CNPS 3: A review list for plants for which there is inadequate information to assign them to one of the other lists or to reject them.

CNPS 4: A watch list for plants that are of limited distribution or infrequent throughout a broader area in California and their vulnerability or susceptibility to threat appears relatively low at this time.

Global and Subnational Rankings

Though not associated directly with legal protections, species have been given a conservation status rank by NatureServe, an international non-profit conservation organization that is the leading source for information about rare and endangered species and threatened ecosystems. The Ventura County Planning Division considers the following ranks as sensitive for the purposes of CEQA impact assessment (G = Global, S = Subnational or State):

G1 or S1 - Critically Imperiled
G2 or S2 – Imperiled
G3 or S3 - Vulnerable to extirpation or extinction

Locally Important Species

Locally important species' protections are addressed in a separate Appendix document, "Locally Important Species/Communities Regulations."

For lists of some of the species in Ventura County that are protected by the above regulations, go to www.ventura.org/rma/planning/bio_resources/index.htm.

Nesting Bird Regulations

The Federal Migratory Bird Treaty Act (MBTA) and the California Department of Fish and Game (CDFG) Code (3503, 3503.5, 3511, 3513 and 3800) protect most native birds. In addition, the federal and state endangered species acts protect some bird species listed as threatened or endangered. Project-related impacts to birds protected by these regulations would occur during the breeding season, because unlike adult birds, eggs and chicks are unable to escape impacts.

The MBTA implements various treaties and conventions between the U.S. and Canada, Japan, Mexico, and Russia for the protection of migratory birds, which occur in two of these countries over the course of one year. The Act maintains that it is unlawful to pursue, hunt, take, capture or kill; attempt to take, capture or kill; possess, offer to or sell, barter, purchase, deliver or cause to be shipped, exported, imported, transported, carried or received any migratory bird, part, nest, egg or product, manufactured or not. Bird species protected under the provisions of the MBTA are identified by the List of Migratory Birds (Title 50 of the Code of Federal Regulations, Section 10.13 as updated by the 1983 American Ornithologists' Union (AOU) Checklist and published supplements through 1995 by the USFWS).

CDFG Code 3513 upholds the MBTA by prohibiting any take or possession of birds that are designated by the MBTA as migratory nongame birds except as allowed by federal rules and regulations promulgated pursuant to the MBTA. In addition, there are CDFG Codes (3503, 3503.5, 3511, and 3800) which further protect nesting birds and their parts, including passerine birds, raptors, and state "fully protected" birds.

NOTE: These regulations protect almost all *native nesting birds*, not just sensitive status birds.

Plant Community Regulations

Plant communities are provided legal protection when they provide habitat for protected species, when the community is in the coastal zone and qualifies as environmentally sensitive habitat area (ESHA), or when the community qualifies as locally important.

Global and Subnational Rankings

Though not associated directly with legal protections, plant communities have been given a conservation status rank by NatureServe, an international non-profit conservation organization that is the leading source for information about rare and endangered species and threatened ecosystems. The Ventura County Planning Division considers the following ranks as sensitive for the purposes of CEQA impact assessment (G = Global, S = Subnational or State):

G1 or S1 - Critically Imperiled
G2 or S2 - Imperiled
G3 or S3 - Vulnerable to extirpation or extinction

CDFG Rare

Rare natural communities are those communities that are of highly limited distribution. These communities may or may not contain rare, threatened, or endangered species. Though the Native Plant Protection Act and the California Endangered Species Act provide no legal protection to plant communities, CDFG considers plant communities that are ranked G1-G3 or S1-S3 (as defined above) to be rare or sensitive, and therefore these plant communities should be addressed during CEQA review.

Environmentally Sensitive Habitat Areas

The Coastal Act specifically calls for protection of "environmentally sensitive habitat areas" or ESHA, which it defines as: "Any area in which plant or animal life or their habitats are either rare or especially valuable because of their special nature or role in an ecosystem and which could be easily disturbed or degraded by human activities and developments" (Section 30107.5).

ESHA has been specifically defined in the Santa Monica Mountains. For projects in this location, the Coastal Commission, the agency charged with administering the Coastal Act, has developed a specific three-part test for determining whether habitat there should be considered coastal sage scrub/chaparral ESHA. A memo from a Coastal Commission biologist outlining this test can be found at: www.ventura.org/rma/planning/pdf/bio_resources/ESHA_Santa_Monica_Mountains.pdf.

Locally Important Communities

The Ventura County Initial Study Assessment Guidelines defines a locally important community as one that is considered by qualified biologists to be a quality example characteristic of or unique to the County or region, with this determination being made on a case-by-case basis. The County has not developed a list of locally important communities, but has deemed oak woodlands to be a locally important community.

Waters and Wetlands Regulations

Numerous agencies control what can and cannot be done in or around streams and wetlands. If a project affects an area where water flows, ponds or is present even part of the year, it is likely to be regulated by one or more agencies. Many wetland or stream projects will require three main permits or approvals (in addition to CEQA compliance). These are:

- 404 Permit (U.S. Army Corps of Engineers)
- 401 Certification (Regional Water Quality Control Board)
- Streambed Alteration Agreement (California Department of Fish and Game)

In addition, the Ventura County General Plan calls for protection of wetlands and there are several other federal, state and local permits that could be required when a project involves disturbance to wetlands or waters. For a more thorough explanation of wetland permitting, see the Ventura County's "Wetland Project Permitting Guide" at www.ventura.org/rma/planning/pdf/prog_servs/bio_resources/FinalPDF.pdf.

404 Permit (U.S. Army Corps of Engineers)

Most projects that involve streams or wetlands will require a 404 Permit from the U.S. Army Corps of Engineers (USACE). Section 404 of the federal Clean Water Act is the primary federal program regulating activities in wetlands. The Act regulates areas defined as "waters of the United States." This includes streams, wetlands in or next to streams, areas influenced by tides, navigable waters, lakes, reservoirs and other impoundments. For nontidal waters, USACE jurisdiction extends up to what is referred to as the "ordinary high water mark" as well as to the landward limits of adjacent Corps-defined wetlands, if present. The ordinary high water mark is an identifiable natural line visible on the bank of a stream or water body that shows the upper limit of typical stream flow or water level. The mark is made from the action of water on the streambank over the course of years.

Permit Triggers: A USACE 404 Permit is triggered by moving (discharging) or placing materials—such as dirt, rock, geotextiles, concrete or culverts—into or within USACE jurisdictional areas. This type of activity is also referred to as a "discharge of dredged or fill material."

401 Certification (Regional Water Quality Control Board)

If your project requires a USACE 404 Permit, then you will also need a Regional Water Quality Control Board (RWQCB) 401 Certification. The federal Clean Water Act, in Section 401, specifies that states must certify that any activity subject to a permit issued by a federal agency, such as the USACE, meets all state water quality standards. In California, the state and regional water boards are responsible for certification of activities subject to USACE Section 404 Permits.

Permit Trigger: A RWQCB 401 Certification is triggered whenever a USACE 404 Permit is required, or whenever an activity could cause a discharge of dredged or fill material into waters of the U.S. or wetlands.

Streambed Alteration Agreement (California Department of Fish and Game)

If your project includes alteration of the bed, banks or channel of a stream, or the adjacent riparian vegetation, then you may need a Streambed Alteration Agreement from the California Department of Fish and Game (CDFG). The California Fish and Game Code, Sections 1600-1616, regulates activities that would alter the flow, bed, banks, channel or associated riparian areas of a river, stream or lake—all considered “waters of the state.” The law requires any person, state or local governmental agency or public utility to notify CDFG before beginning an activity that will substantially modify a river, stream or lake.

Permit Triggers: A Streambed Alteration Agreement (SAA) is triggered when a project involves altering a stream or disturbing riparian vegetation, including any of the following activities:

- Substantially obstructing or diverting the natural flow of a river, stream or lake
- Using any material from these areas
- Disposing of waste where it can move into these areas

Some projects that involve routine maintenance may qualify for long-term maintenance agreements from CDFG. Discuss this option with CDFG staff.

Ventura County General Plan

The Ventura County General Plan contains policies which also strongly protect wetland habitats.

Biological Resources Policy 1.5.2-3 states**:**

> Discretionary development that is proposed to be located within 300 feet of a marsh, small wash, intermittent lake, intermittent stream, spring, or perennial stream (as identified on the latest USGS 7½ minute quad map), shall be evaluated by a County approved biologist for potential impacts on wetland habitats. Discretionary development that would have a significant impact on significant wetland habitats shall be prohibited, unless mitigation measures are adopted that would reduce the impact to a less than significant level; or for lands designated "Urban" or "Existing Community", a statement of overriding considerations is adopted by the decision-making body.

Biological Resources Policy 1.5.2-4 states:

> Discretionary development shall be sited a minimum of 100 feet from significant wetland habitats to mitigate the potential impacts on said habitats. Buffer areas may be increased or decreased upon evaluation and recommendation by a qualified biologist and approval by the decision-making body. Factors to be used in determining adjustment of the 100 foot buffer include soil type, slope stability, drainage patterns, presence or absence of endangered, threatened or rare plants or animals, and compatibility of the proposed development with the wildlife use of the wetland habitat area. The requirement of a buffer (setback) shall not preclude the use of replacement as a mitigation when there is no other feasible alternative to allowing a permitted use, and if the replacement results in no net loss of wetland habitat. Such replacement shall be "in kind" (i.e. same type and acreage), and provide wetland habitat of comparable biological value. On-site replacement shall be preferred wherever possible. The replacement plan shall be developed in consultation with California Department of Fish and Game.

Coastal Habitat Regulations

Ventura County's Coastal Area Plan and the Coastal Zoning Ordinance, which constitute the "Local Coastal Program" (LCP) for the unincorporated portions of Ventura County's coastal zone, ensure that the County's land use plans, zoning ordinances, zoning maps, and implemented actions meet the requirements of, and implement the provisions and polices of California's 1976 Coastal Act at the local level.

Environmentally Sensitive Habitats

The Coastal Act specifically calls for protection of "environmentally sensitive habitat areas" or ESHA, which it defines as: "Any area in which plant or animal life or their habitats are either rare or especially valuable because of their special nature or role in an ecosystem and which could be easily disturbed or degraded by human activities and developments" (Section 30107.5).

Section 30240 of the Coastal Act states:

(a) "Environmentally sensitive habitat areas shall be protected against any significant disruption of habitat values, and only uses dependent on such resources shall be allowed within such areas."

(b) "Development in areas adjacent to environmentally sensitive habitat areas and parks and recreation areas shall be sited and designed to prevent impacts which would significantly degrade such areas, and shall be compatible with the continuance of such habitat areas."

There are three important elements to the definition of ESHA. First, a geographic area can be designated ESHA either because of the presence of individual species of plants or animals or because of the presence of a particular habitat. Second, in order for an area to be designated as ESHA, the species or habitat must be either rare or it must be especially valuable. Finally, the area must be easily disturbed or degraded by human activities.

Protection of ESHA is of particular concern in the southeastern part of Ventura County, where the coastal zone extends inland (~5 miles) to include an extensive area of the Santa Monica Mountains. The Coastal Commission, the agency charged with administering the Coastal Act, developed a specific three-part test for determining whether habitat in the Malibu area of the Santa Monica Mountains should be considered coastal sage scrub/chaparral ESHA. Given that Malibu is immediately adjacent to the Ventura County part of the Santa Monica Mountains, this three-part test can be used for assessing whether coastal sage scrub and chaparral habitat in the Ventura County coastal zone meets the definition of ESHA. A memo from a Coastal Commission biologist outlines this test and can be found at: www.ventura.org/rma/planning/pdf/bio_resources/ESHA_Santa_Monica_Mountains.pdf.

The County's Local Coastal Program outlines other specific protections to environmentally sensitive habitats in the Coastal Zone, such as to wetlands, riparian habitats and dunes. Protections in some cases are different for different segments of the coastal zone.

Copies of the Coastal Area Plan and the Coastal Zoning Ordinance can be found at: www.ventura.org/rma/planning/programs_services/local_coast/local_coast.htm.

Wildlife Migration Regulations

The Ventura County General Plan specifically includes wildlife migration corridors as an element of the region's significant biological resources. In addition, protecting habitat connectivity is critical to the success of special status species and other biological resource protections. Potential project impacts to wildlife migration are analyzed by biologists on a case-by-case basis. The issue involves both a macro-scale analysis—where routes used by large carnivores connecting very large core habitat areas may be impacted—as well as a micro-scale analysis—where a road or stream crossing may impact localized movement by many different animals.

Locally Important Species/Communities Regulations

Locally important species/communities are considered to be significant biological resources in the Ventura County General Plan, thus one of the County's threshold criteria for the evaluation of impacts to biological resources is whether the project impacts locally important species/communities.

Locally Important Species

The following criteria were developed with the assistance of local biologists:

Locally Important Animal Species Criteria

1. Taxa for whom habitat in Ventura County is crucial for their existence either globally or in Ventura County. This includes taxa for whom:
    - Populations in Ventura County represents 10% or more of the known extant global distribution; or
    - In Ventura County, there are less than 6 element occurrences, or less than 1,000 individuals, or less than 2,000 acres.
2. Native taxa that are generally declining throughout their range and/or are in danger of extirpation in Ventura County.

Locally Important Plant Species Criteria

A locally important plant is a taxon that is declining throughout the extent of its range AND has a maximum of five (5) element occurrences in Ventura County.

Locally Important Animal and Plant Species Criteria

In some cases, to be determined on an individual basis, there are taxa whose population(s) do not qualify as locally important species; however, certain locations where a taxon occurs will be defined as locally important. This includes:

- If known, the published type locality for a holotype specimen.
- The edge of a taxon's range. This criteria does not apply to non-native taxa or those taxa whose range and population(s) size is expanding.

The County maintains a list of locally important species, which can be found on the Planning Division website at: www.ventura.org/rma/planning/programs_services/bio_resources/bio_resources.htm. *This list should not be considered comprehensive.* Any species that meets the criteria qualifies as locally important, whether or not it is included on this list.

Locally Important Communities

The Ventura County Initial Study Assessment Guidelines defines a locally important community as one that is considered by qualified biologists to be a quality example characteristic of or unique to the County or region, with this determination being made on a case-by-case basis. The County has not developed a list of locally important communities. Oak woodlands have however been deemed by the Ventura County Board of Supervisors to be a locally important community.

The state passed legislation in 2001, the Oak Woodland Conservation Act, to emphasize that oak woodlands are a vital and threatened statewide resource. In response, the County of Ventura prepared and adopted an Oak Woodland Management Plan that recommended, among other things, amending the County's Initial Study Assessment Guidelines to include an explicit reference to oak woodlands as part of its definition of locally important communities. The Board of Supervisors approved this management plan and its recommendations.

Appendix 2A

Vascular Plants Observed at Ventura Ranch, Ventura County, California

Scientific Name	Common Name	Habit	Family	Wetland Status	Invasiveness Rating
Achillea millefolium	Yarrow	PH	Asteraceae	FACU	
Acmispon glaber var. glaber	Deerweed, California broom	PH	Fabaceae	*	
Acourtia microcephala	Acourtia	PH	Asteraceae	*	
*Agave sp.***	Agave	S	Agavaceae	*	
*Amaranthus albus**	Tumble-weed	AH	Amaranthaceae	FACU	
Artemisia californica	California sagebrush	S	Asteraceae	*	
*Aptenia cordifolia***	Baby sun-rose	PV	Aizoaceae	*	
Artemisia douglasiana	Mugwort	PH	Asteraceae	FAC	
*Asclepias syriaca**	Milkweed	PH	Apocynaceae	FAC	
Asclepias fascicularis	Narrow-leaf milkweed	AH	Apocynaceae	FAC	
*Asparagus asparagoides**	Asparagus	PV	Asparagaceae	*	Moderate
Atriplex lentiformis	Quail bush	S	Chenopodiaceae	FACU	
*Araujia sericifera**	Bladder flower	PV	Apocynaceae	*	Watch
*Avena barbata**	Slender wild oats	AG	Poaceae	*	
*Avena fatua**	Wild oats	AG	Poaceae	*	Moderate
Baccharis pilularis	Coyote brush	S	Asteraceae	*	
Baccharis plummerae ssp. plummerae	Plummer's baccharis	S	Asteraceae	*	
Baccharis salicifolia	Mule fat, seep-willow	S	Asteraceae	FAC	
Bloomeria crocea	Golden stars	PH	Themidaceae	*	
*Brassica nigra**	Black mustard	AH	Brassicaceae	*	Moderate
*Brassica rapa**	Field mustard	AH	Brassicaceae	FACU	Limited
*Bromus catharticus var. catharticus**	Rescue grass	AG	Poaceae	*	
*Bromus diandrus**	Ripgut grass	AG	Poaceae	*	Moderate
*Bromus hordeaceus**	Soft chess	AG	Poaceae	FACU	Limited
*Bromus rubens**	Red brome	AG	Poaceae	UPL	High
Calystegia macrostegia ssp. cyclostegia	Chaparral morning glory	PV	Convolvulaceae	*	
*Carduus pycnocephalus**	Italian thistle	AH	Asteraceae	*	Moderate
Castelleja affinis ssp. affinis	Indian paintbrush	PH	Orobanchaceae	*	
*Ceratonia siliqua***	Carob	T	Fabaceae	*	
*Centaurea melitensis**	Tocalote	AH	Asteraceae	*	Moderate
*Chenopodium album**	Lamb's quarters	AH	Chenopodiaceae	FACU	
Chenopodium californicum	Soap plant	AH	Chenopodiaceae	*	
*Chenopodium murale**	Chenopodium	AH	Chenopodiaceae	FACU	
*Citrus limon***	Lemon	T	Rutaceae	*	
Chlorogalum pomeridianum	Soap plant	PH	Liliaceae	*	
Clarkia unguiculata	Clarkia	AH	Onagraceae	*	
Claytonia perfoliata	Miner's lettuce	AH	Montiaceae	FAC	
Clematis ligusticifolia	Virgin's bower	PV	Ranunculaceae	FAC	
*Conium maculatum**	Poison hemlock	PH	Apiaceae	FACW	Moderate
*Convolvulus arvensis**	Bind-weed	PV	Convolvulaceae	*	
Corethrogyne filaginfolia	California aster	S	Asteraceae	*	
Daucus pusillus	Wild carrot	AH	Apiaceae	*	
Diplacus aurantiacus	Bush monkeyflower	S	Phrymaceae	*	

Appendix 2A

Vascular Plants Observed at Ventura Ranch, Ventura County, California

Scientific Name	Common Name	Habit	Family	Wetland Status	Invasiveness Rating
*Echium candicans**	Pride of Madeira	S	Boraginaceae	*	Limited
Elymus condensatus	Giant wild rye	PG	Poaceae	*	
Encelia californica	California bush sunflower	S	Asteraceae	*	
Epilobium canum ssp. canum	California fuschia	PH	Onagraceae	*	
*Erigeron bonariensis**	Flax-leaved horse-weed	AH	Asteraceae	FACU	
Erigeron canadensis	Horse-weed	AH	Asteraceae	FACU	
Eriogonum cinereum	Ashy-leaf buckwheat	S	Polygonaceae	*	
Eriophyllum confertiflorum	Golden yarrow	S	Asteraceae	*	
*Eucalyptus globulus***	Blue gum	T	Myrtacaeae	*	Limited
*Eucalyptus sideroxylon***	Red iron-bark	T	Myrtacaeae	*	
*Euphorbia lathyris**	Caper spurge	BH	Euphorbiaceae	*	
*Euphorbia maculata**	Spotted spurge	AH	Euphorbiaceae	UPL	
*Festuca perennis**	Italian rye-grass	AG	Poaceae	FAC	Moderate
*Foeniculum vulgare**	Sweet-fennel	PH	Apiaceae	*	Moderate
Galium angustifolium	Bedstraw	PH	Rubiaceae	*	
*Geranium dissectum**	Cutleaf geranium	AH	Geraniaceae	*	Limited
*Geranium molle**	Wild geranium	AH	Geraniaceae	*	
*Grevillea robusta***	Silk oak	T	Proteaceae	*	Watch
Hazardia squarrosa var. grindelioides	Sawtooth goldenbush	S	Asteraceae	*	
*Hedera helix***	English ivy	PV	Araliaceae	*	High
*Helminthotheca echioides**	Bristly ox-tongue	AH	Asteraceae	FAC	Limited
*Hirschfeldia incana**	Summer mustard	BH	Brassicaceae	*	Moderate
*Hordeum murinum**	Barley	AG	Poaceae	FACU	Moderate
Juglans californica	Southern California black walnut	T	Juglandaceae	FACU	
*Juniperus communis***	Common juniper	S	Cupressaceae	FACU	
Keckiella cordifolia	Heart-leaf penstemon	S	Plantaginaceae	*	
*Kicksia elantine**	Fluellin	AH	Plantaginaceae	UPL	
*Lactuca serriola**	Prickly lettuce	AH	Asteraceae	FACU	
Lathyrus vestitus	Chaparral pea	PV	Fabaceae	*	
*Lysimachia [Anagallis] arvensis**	Scarlet pimpernel	AH	Myrsinaceae	FAC	
Malacothrix saxatilis var. tenuifolia	Cliff aster	PH	Asteraceae	*	
*Malva parviflora**	Cheese-weed	AH	Malvaceae	*	
Marah macrocarpus var. macrocarpus	Wild cucumber	PV	Cucurbitaceae	*	
*Marrubium vulgare**	Horehound	PH	Lamiaceae	FACU	Limited
*Medicago polymorpha**	Bur clover	AH	Fabaceae	FACU	Limited
Melica imperfecta	Melic	PG	Poaceae	*	
*Melilotus indicus**	Sour-clover	BH	Fabaceae	FACU	
Mirabilis laevis	Four-oclock	PH	Nytaginaceae	*	
*Nicotiana glauca**	Tree tobacco	S	Solanaceae	FAC	Moderate
*Oxalis pes-caprae**	Bermuda buttercup	PH	Oxalidaceae	*	Moderate
Paeonia californica	California peony	PH	Paeoniaceae	*	
*Persea americana***	Avocado	T	Lauraceae	*	
Phacelia ramossisima	Branching phacelia	PH	Boraginaceae	FACU	

Appendix 2A

Vascular Plants Observed at Ventura Ranch, Ventura County, California

Scientific Name	Common Name	Habit	Family	Wetland Status	Invasiveness Rating
*Phalaris aquatica**	Harding grass	PG	Poaceae	FACU	Moderate
Pholistoma auritum var. auritum	Fiesta flower	AH	Boraginaceae	*	
*Phoenix canariensis**	Canary island palm	T	Arecaceae	*	Limited
*Picea pungens***	Blue spruce	T	Pinaceae	*	
Platanus racemosa (planted)	Western sycamore	T	Plantanaceae	FAC	
*Polypogon monspeliensis**	Rabbits-foot grass	AG	Poaceae	FACW	
*Polygonum aviculare**	Knot-weed	AH	Polygonaceae	FAC	
Pseudognaphalium californicum	Green everlasting	AH	Asteraceae	*	
Pseudognaphaliun canescens	Everlasting nest straw	AH	Asteraceae	*	
*Pseudognaphalium luteoalbum**	Cudweed	AH	Asteraceae	FAC	
Quercus agrifolia var. agrifolia	Coast live oak	T	Fagaceae	*	
Rhinotropis cornuta var. fishiae	Fish's milkwort	PH	Polygalaceae	*	
Rhus integrifolia	Lemonade berry	S	Anacardiaceae	*	
Ribes malvaceum	Chaparral currant	S	Grossulariaceae	*	
Rosa californica	California rose	S	Rosaceae	FAC	
*Rumex crispus**	Curly dock	PH	Polygonaceae	FAC	Limited
Salix lasiolepis	Arroyo willow	T	Salicaceae	FACW	
*Salsola tragus**	Russian thistle	AH	Chenopodiaceae	FACU	Limited
Salvia leucophylla	Purple sage	S	Lamiaceae	*	
Sambucus nigra ssp. caerulea	Blue elderberry	T	Adoxaceae	FACU	
Sanicula crassicaulis	Pacific sanicle	PH	Apiaceae	*	
*Schinus molle**	Pepper tree	T	Anacardiaceae	FACU	Limited
Scrophularia californica	California figwort	PH	Scrophulariaceae	FAC	
*Silybum marianum**	Milk thistle	AH	Asteraceae	*	Limited
Sisyrinchium bellum	Blue-eyed grass	PH	Iridaceae	FACW	
Solanum americanum	American nightshade	AH	Solanaceae	FACU	
Solanum douglasii	White nightshade	AH	Solanaceae	FAC	
Solanum xanti	Purple nightshade	PH	Solanaceae	*	
*Sonchus oleraceus**	Common sow thistle	AH	Asteraceae	UPL	
*Sorghum halepense**	Johnson grass	PG	Poaceae	*	
*Spergularia bocconii**	Sand-spurrey	AH	Caryophyllaceae	FACW	
Stachys bullata	Hedge-nettle	PH	Lamiaceae	*	
Stipa lepida	Foothill needlegrass	PG	Poaceae	*	
*Stipa miliacea var. miliacea**	Smilo grass	PG	Poaceae	*	Limited
*Taraxacum officinale**	Dandelion	AH	Asteraceae	FACU	
*Thunbergia gregorii***	Orange clock vine	PV	Acanthaceae	*	
*Torilis arvensis**	Sock destroyer	AH	Apiaceae	*	
Toxicodendron diversilobum	Poison oak	S	Anacardiaceae	FACU	
*Tribulus terrestris**	Puncture vine	AV	Zygophllaceae	*	Limited
*Urospermum picroides**	Urospermum	AH	Asteraceae	*	
Verbena lasiostachys var. scabrida	Verbena	PH	Verbenaceae	FAC	
*Vicia benghalensis**	Purple vetch	AV	Fabaceae	*	
*Vicia sativa**	Common vetch	AV	Fabaceae	FACU	

Appendix 2A

Vascular Plants Observed at Ventura Ranch, Ventura County, California

Scientific Name	Common Name	Habit	Family	Wetland Status	Invasiveness Rating

Notes:
Scientific nomenclature follows The Jepson Manual Second Edition (Baldwin et al., 2012), including supplements (old names in brackets).
An "*" indicates non-native species which have become naturalized or persist without cultivation.
An "**" indicates species which have been planted and may not persist without cultivation.

Habit Definitions:
- AF = annual fern or fern ally.
- AG = annual grass.
- AH = annual herb.
- BH = biennial herb.
- PF = perennial fern or fern ally.
- PG = perennial grass.
- PH = perennial herb.
- PV = perennial vine.
- S = shrub.
- T = tree.

Invasiveness Rating from the online database of the California Invasive Plant Council

Wetland Status from Arid West 2022 Regional Wetland Plant List
- OBL - Obligate wetland: almost always occurs in wetlands (>99% probability)
- FACW - Facultative-Wetland: usually occurs in wetlands (67-99% probability)
- FAC - Facultative: equally likely to occur in wetlands or non-wetlands (34-66% probability)
- FACU - Facultative-Upland: usually occurs in non-wetlands (1-33% probability)
- UPL - Upland: almost always occurs in non-wetlands (>99% probability)
- *: not addressed in the wetland plant list, non-wetland species

Appendix 2B

Vertebrate Animal Species Observed within Ventura Ranch, Ventura County, California

ANIMAL GROUP Common Name	Scientific Name	Use(1)	Habitat Status(2)
AMPHIBIANS AND REPTILES			
Western fence lizard	*Sceloporus occidentalis longipes*	B/F	--
Side-blotched lizard	*Uta stansburiana elegans*	B/F	--
Southern Pacific rattlesnake	*Crotalus viridis helleri*	B/F	--
BIRDS			
Turkey vulture	*Cathartes aura*	B/F	--
Red-tailed hawk	*Buteo jamaicensis*	B/F	--
Cooper's hawk	*Accipiter cooperi*	B/F	WL (nesting)
Eurasian collared dove	*Streptopelia decaocto*	B/F	
Mourning dove	*Zenaida macroura*	B/F	--
Great horned owl	*Bubo virginianus*	B/F	--
Anna's hummingbird	*Calypte anna*	B/F	--
Costa's hummingbird	*Calypte costae*	B/F	--
Allen’s hummingbird	*Selasphorus sasin*	B/F	BCC
Acorn woodpecker	*Melanerpes formicivorous*	B/F	--
Nuttall’s woodpecker	*Picoides nuttallii*	B/F	BCC
Hairy woodpecker	*Dryobates villosus*	B/F	--
Ash-throated flycatcher	*Myiarchus cinerascens*	B/F	--
Cassin's kingbird	*Tyrannus vociferans*	B/F	--
Cliff swallow	*Petrochelidon pyrrhonota*	B/F	--
Northern rough-winged swallow	*Stelgidopteryx serripennis*	B/F	--
White-throated swift	*Aeronautes saxatalis*	B/F	--
American crow	*Corvus brachyrhynchos*	B/F	--
Common raven	*Corvus corax*	B/F	--
Western scrub jay	*Aphelocoma californica*	B/F	--
Common bushtit	*Psaltriparus minimus*	B/F	--
Bewick's wren	*Thryomanes bewickii*	B/F	--
House wren	*Troglodytes aedor*	B/F	--
Wrentit	*Chamaea fasciata*	B/F	BCC
Oak titmouse	*Baeolophus inornatus*	B/F	BCC
Northern mockingbird	*Mimus polyglottos*	B/F	--
California thrasher	*Toxostoma redivivum*	B/F	BCC
Phainopepla	*Phainopepla nitens*	B/F	--
Yellow warbler	*Setophaga petechia*	F	CSC (nesting)
Lazuli bunting	*Passerina amoena*	B/F	--
Orange-crowned warbler	*Vermivora celata*	B/F	--
Yellow-breasted chat	*Icteria virens*	F	CSC (nesting)
Common yellowthroat	*Geothlypis trichas*	B/F	--
White-crowned sparrow	*Zonotrichia leucophrys*	B/F	--
Song sparrow	*Melospiza melodia cooperii*	B/F	--
Spotted towhee	*Pipilo maculatus*	B/F	--
Dark-eyed junco	*Junco hyemalis*	B/F	--
Black-headed grosbeak	*Pheucticus melanocephalus*	B/F	--
California towhee	*Melozone crissalis*	B/F	--
Hooded oriole	*Icterus cucullatus*	B/F	--
Bullock’s oriole	*Icterus bullockii*	B/F	BCC
House finch	*Carpodacus mexicanus*	B/F	--
Lesser goldfinch	*Spinus psaltria*	B/F	--
House sparrow	*Passer domesticus*	B/F	--

Appendix 2B

Vertebrate Animal Species Observed within Ventura Ranch, Ventura County, California

ANIMAL GROUP Common Name	Scientific Name	Habitat Use(1)	Status(2)
MAMMALS			
Coyote	*Canis latrans*	B/F	--
Black-tailed deer	*Odocoileus hemionus*	F	--
Wild hog	*Sus scrofa*	B/F	--
California ground squirrel	*Spermophilus beecheyi*	B/F	--
Botta's pocket gopher	*Thomomys bottae*	B/F	--
Audubon's cottontail	*Sylvilagus auduboni*	B/F	--
Brush rabbit	*Sylvilagus bachmani*	B/F	--

(1) Habitat Use
- B= Breeding
- F= Foraging

(2) Status
- CP= Protected under California Fish & Game Code
- CSC= CDFW Species of Special Concern
- SA= CDFW Special Animal
- SE= State Endangered
- FE= Federal Endangered
- WL= CDFW Watch List
- BCC=2021 Birds of Conservation Concern (breeding)

Fish nomenclature based on Swift et al. (1993, 2015)
Amphibian and reptile nomenclature based upon Thomson (2016)
Bird nomenclature based upon American Ornithologists Union (2021)
Mammal nomenclature from American Society of Mammalogists (2021)

Attachment A

California Natural Diversity Data Base Listing (April 17, 2025)

California Natural Diversity Data Base Element Occurrences (within 5 miles)

Scientific_Name	Common_Name	Occ_Number	Key_Quad_Name	Accuracy	Presence	Site_Date	Elm_Date	Federal_Status	State_Status	Global_Rank	State_Rank	Rare_Plant_Rank	CDFW_Status	Other_Status
Southern Coast Live Oak Riparian Forest	Southern Coast Live Oak Riparian Forest	44	Ventura	specific area	Presumed Extant	19861210	19861210	None	None	G4	S4			
Actinemys pallida	southwestern pond turtle	921	Ventura	specific area	Presumed Extant	20130422	20130422	Proposed Threatened	None	G2G3	SNR		SSC	BLM_S; IUCN_VU; USFS_S
Eucyclogobius newberryi	tidewater goby	75	Ventura	non-specific area	Presumed Extant	1995XXXX	1995XXXX	Endangered	None	G3	S3		SSC	AFS_EN; IUCN_NT
Southern Sycamore Alder Riparian Woodland	Southern Sycamore Alder Riparian Woodland	44	Ventura	specific area	Presumed Extant	19861210	19861210	None	None	G4	S4			
Coelus globosus	globose dune beetle	25	Ventura	non-specific area	Possibly Extirpated	19540925	19540925	None	None	G1G2	S1S2			IUCN_VU
Southern Sycamore Alder Riparian Woodland	Southern Sycamore Alder Riparian Woodland	43	Ventura	specific area	Presumed Extant	19861210	19861210	None	None	G4	S4			
Actinemys pallida	southwestern pond turtle	916	Ventura	80 meters	Presumed Extant	20130419	20130419	Proposed Threatened	None	G2G3	SNR		SSC	BLM_S; IUCN_VU; USFS_S
Atriplex pacifica	south coast saltscale	89	Ventura	1/10 mile	Presumed Extant	19720610	19720610	None	None	G4	S2	1B.2		BLM_S; SB_CalBG/RSABG; SB_CRES
Actinemys pallida	southwestern pond turtle	919	Ventura	specific area	Presumed Extant	20130419	20130419	Proposed Threatened	None	G2G3	SNR		SSC	BLM_S; IUCN_VU; USFS_S
Aphanisma blitoides	aphanisma	8	Ventura	non-specific area	Presumed Extant	19630601	19630601	None	None	G3G4	S2	1B.2		SB_CRES; SB_SBBG
Thamnophis hammondii	two-striped gartersnake	117	Ventura	80 meters	Presumed Extant	20080910	20080910	None	None	G4	S3S4		SSC	BLM_S; IUCN_LC; USFS_S
Actinemys pallida	southwestern pond turtle	69	Matilija	1 mile	Presumed Extant	1987XXXX	1987XXXX	Proposed Threatened	None	G2G3	SNR		SSC	BLM_S; IUCN_VU; USFS_S
Antrozous pallidus	pallid bat	311	Ventura	1 mile	Presumed Extant	19060601	19060601	None	None	G4	S3		SSC	BLM_S; IUCN_LC; USFS_S
Bombus crotchii	Crotch's bumble bee	406	Ventura	80 meters	Presumed Extant	20180630	20180630	None	Candidate Endangered	G2	S2			IUCN_EN
Thamnophis hammondii	two-striped gartersnake	170	Ventura	80 meters	Presumed Extant	20130521	20130521	None	None	G4	S3S4		SSC	BLM_S; IUCN_LC; USFS_S
Thamnophis hammondii	two-striped gartersnake	162	Ventura	80 meters	Presumed Extant	20161006	20161006	None	None	G4	S3S4		SSC	BLM_S; IUCN_LC; USFS_S
Monardella hypoleuca ssp. hypoleuca	white-veined monardella	5	Ventura	1/10 mile	Presumed Extant	19690905	19690905	None	None	G4T3	S3	1B.3		SB_SBBG
Bombus pensylvanicus	American bumble bee	130	Ventura	1 mile	Presumed Extant	19891012	19891012	None	None	G3G4	S2			IUCN_VU
Danaus plexippus plexippus pop. 1	monarch - California overwintering population	294	Ventura	2/5 mile	Presumed Extant	202111XX	201711XX	Proposed Threatened	None	G4T1T2Q	S2			IUCN_EN; USFS_S
Southern Coast Live Oak Riparian Forest	Southern Coast Live Oak Riparian Forest	24	Ventura	specific area	Presumed Extant	19861210	19861210	None	None	G4	S4			
Anniella spp.	California legless lizard	36	Ventura	1/10 mile	Presumed Extant	19790203	19790203	None	None	G3G4	S3S4		SSC	
Vireo bellii pusillus	least Bell's vireo	128	Ventura	3/5 mile	Presumed Extant	20100503	19190508	Endangered	Endangered	G5T2	S3			
Anniella spp.	California legless lizard	3	Ventura	80 meters	Presumed Extant	20010501	20010501	None	None	G3G4	S3S4		SSC	
Astragalus didymocarpus var. milesianus	Miles' milk-vetch	12	Ventura	1 mile	Presumed Extant	19450408	19450408	None	None	G5T2	S2	1B.2		
Bombus crotchii	Crotch's bumble bee	407	Saticoy	1/10 mile	Presumed Extant	20180610	20180610	None	Candidate Endangered	G2	S2			IUCN_EN
Southern Coast Live Oak Riparian Forest	Southern Coast Live Oak Riparian Forest	45	Ventura	specific area	Presumed Extant	19861210	1934XXXX	None	None	G4	S4			
Aspidoscelis tigris stejnegeri	coastal whiptail	93	Saticoy	80 meters	Presumed Extant	20080929	20080929	None	None	G5T5	S3		SSC	
Danaus plexippus plexippus pop. 1	monarch - California overwintering population	434	Ventura	80 meters	Presumed Extant	202201XX	202111XX	Proposed Threatened	None	G4T1T2Q	S2			IUCN_EN; USFS_S
Rana draytonii	California red-legged frog	1504	Ventura	specific area	Presumed Extant	20170912	20170912	Threatened	None	G2G3	S2S3		SSC	IUCN_VU
Southern Coast Live Oak Riparian Forest	Southern Coast Live Oak Riparian Forest	43	Ventura	specific area	Presumed Extant	19861210	19861210	None	None	G4	S4			
Lasthenia glabrata ssp. coulteri	Coulter's goldfields	52	Ventura	1 mile	Presumed Extant	18950513	18950513	None	None	G4T2	S2	1B.1		BLM_S; SB_CalBG/RSABG; SB_SBBG
Danaus plexippus plexippus pop. 1	monarch - California overwintering population	167	Ventura	1/5 mile	Extirpated	19850221	1965XXXX	Proposed Threatened	None	G4T1T2Q	S2			IUCN_EN; USFS_S
Rana draytonii	California red-legged frog	480	Matilija	specific area	Presumed Extant	20161109	20161109	Threatened	None	G2G3	S2S3		SSC	IUCN_VU
Actinemys pallida	southwestern pond turtle	929	Ventura	80 meters	Presumed Extant	20130821	20130821	Proposed Threatened	None	G2G3	SNR		SSC	BLM_S; IUCN_VU; USFS_S
Thamnophis hammondii	two-striped gartersnake	169	Ventura	80 meters	Presumed Extant	20130419	20130419	None	None	G4	S3S4		SSC	BLM_S; IUCN_LC; USFS_S
Agelaius tricolor	tricolored blackbird	238	Ventura	2/5 mile	Presumed Extant	19930512	19930512	None	Threatened	G1G2	S2		SSC	BLM_S; IUCN_EN; USFWS_BCC
Polioptila californica californica	coastal California gnatcatcher	990	Ventura	1 mile	Possibly Extirpated	19060514	19060514	Threatened	None	G4G5T3Q	S2		SSC	
Actinemys pallida	southwestern pond turtle	922	Matilija	specific area	Presumed Extant	20130506	20130506	Proposed Threatened	None	G2G3	SNR		SSC	BLM_S; IUCN_VU; USFS_S
Actinemys pallida	southwestern pond turtle	917	Ventura	80 meters	Presumed Extant	20130403	20130403	Proposed Threatened	None	G2G3	SNR		SSC	BLM_S; IUCN_VU; USFS_S
Actinemys pallida	southwestern pond turtle	848	Matilija	specific area	Presumed Extant	20161103	20161103	Proposed Threatened	None	G2G3	SNR		SSC	BLM_S; IUCN_VU; USFS_S
Taxidea taxus	American badger	421	Ventura	80 meters	Presumed Extant	20080428	20080428	None	None	G5	S3		SSC	IUCN_LC
California Walnut Woodland	California Walnut Woodland	37	Ventura	specific area	Extirpated	19871118	19871118	None	None	G2	S2.1			
Danaus plexippus plexippus pop. 1	monarch - California overwintering population	166	Ventura	1/5 mile	Presumed Extant	202201XX	202111XX	Proposed Threatened	None	G4T1T2Q	S2			IUCN_EN; USFS_S
Thamnophis hammondii	two-striped gartersnake	184	Ventura	specific area	Presumed Extant	20180509	20180509	None	None	G4	S3S4		SSC	BLM_S; IUCN_LC; USFS_S
Rana draytonii	California red-legged frog	481	Matilija	specific area	Presumed Extant	20161220	20161220	Threatened	None	G2G3	S2S3		SSC	IUCN_VU
Navarretia ojaiensis	Ojai navarretia	2	Ventura	80 meters	Presumed Extant	19990714	19990714	None	None	G2	S2	1B.1		SB_CalBG/RSABG; USFS_S
Southern Sycamore Alder Riparian Woodland	Southern Sycamore Alder Riparian Woodland	45	Ventura	specific area	Presumed Extant	19871118	19871118	None	None	G4	S4			
Vireo bellii pusillus	least Bell's vireo	546	Ventura	non-specific area	Presumed Extant	20100810	20100810	Endangered	Endangered	G5T2	S3			
Vireo bellii pusillus	least Bell's vireo	314	Ventura	non-specific area	Presumed Extant	20130625	20130625	Endangered	Endangered	G5T2	S3			
Setophaga petechia	yellow warbler	113	Ventura	80 meters	Presumed Extant	20160418	20160418	None	None	G5	S3		SSC	IUCN_LC
Choeronycteris mexicana	Mexican long-tongued bat	13	Ventura	1 mile	Presumed Extant	19941115	19941115	None	None	G3G4	S1		SSC	IUCN_NT
Athene cunicularia	burrowing owl	2009	Ventura	80 meters	Presumed Extant	20170210	20170210	None	Candidate Endangered	G4	S2		SSC	BLM_S; IUCN_LC; USFWS_BCC
Southern Coast Live Oak Riparian Forest	Southern Coast Live Oak Riparian Forest	42	Ventura	specific area	Presumed Extant	19861210	19861210	None	None	G4	S4			
Actinemys pallida	southwestern pond turtle	918	Ventura	80 meters	Presumed Extant	20130419	20130419	Proposed Threatened	None	G2G3	SNR		SSC	BLM_S; IUCN_VU; USFS_S
Actinemys pallida	southwestern pond turtle	22	Ventura	1/5 mile	Presumed Extant	19690205	19690205	Proposed Threatened	None	G2G3	SNR		SSC	BLM_S; IUCN_VU; USFS_S
Sidalcea neomexicana	salt spring checkerbloom	9	Matilija	non-specific area	Presumed Extant	19620510	19620510	None	None	G4	S2	2B.2		USFS_S
Atriplex coulteri	Coulter's saltbush	86	Ventura	non-specific area	Presumed Extant	19630602	19630602	None	None	G3	S2	1B.2		SB_CalBG/RSABG; SB_CRES
Vireo bellii pusillus	least Bell's vireo	547	Ventura	80 meters	Presumed Extant	20110615	20110615	Endangered	Endangered	G5T2	S3			
Thamnophis hammondii	two-striped gartersnake	161	Matilija	80 meters	Presumed Extant	20161001	20161001	None	None	G4	S3S4		SSC	BLM_S; IUCN_LC; USFS_S
Eumops perotis californicus	western mastiff bat	93	Ventura	1 mile	Presumed Extant	19070820	19070820	None	None	G4G5T4	S3S4		SSC	BLM_S
Astragalus pycnostachyus var. lanosissimus	Ventura Marsh milk-vetch	6	Ventura	5 miles	Possibly Extirpated	19870830	191108XX	Endangered	Endangered	G2T1	S1	1B.1		SB_CalBG/RSABG; SB_SBBG

California Natural Diversity Data Base Element Occurrences (within 5 miles)

Anniella spp.	California legless lizard	37	Ventura	80 meters	Presumed Extant	20140901	20140901	None	None	G3G4	S3S4		SSC	
Chaenactis glabriuscula var. orcuttiana	Orcutt's pincushion	24	Ventura	non-specific area	Possibly Extirpated	19610523	19610523	None	None	G5T1	S1	1B.1		BLM_S; SB_CalBG/RSABG; SB_CRES
Calochortus fimbriatus	late-flowered mariposa-lily	1	Ventura	1 mile	Presumed Extant	1960XXXX	1960XXXX	None	None	G3	S3	1B.3		BLM_S; SB_SBBG; USFS_S
Actinemys pallida	southwestern pond turtle	808	Ventura	specific area	Presumed Extant	20160310	20160310	Proposed Threatened	None	G2G3	SNR		SSC	BLM_S; IUCN_VU; USFS_S
Actinemys pallida	southwestern pond turtle	920	Ventura	specific area	Presumed Extant	20130403	20130403	Proposed Threatened	None	G2G3	SNR		SSC	BLM_S; IUCN_VU; USFS_S
Bombus pensylvanicus	American bumble bee	129	Ventura	3/5 mile	Presumed Extant	19600803	19600803	None	None	G3G4	S2			IUCN_VU
Charadrius nivosus nivosus	western snowy plover	42	Ventura	non-specific area	Possibly Extirpated	1978XXXX	1948XXXX	Threatened	None	G3T3	S3		SSC	
Oncorhynchus mykiss irideus pop. 10	steelhead - southern California DPS	3	Matilija	non-specific area	Presumed Extant	19930104	19930104	Endangered	Candidate Endangered	G5T1Q	S1			AFS_EN
Actinemys pallida	southwestern pond turtle	276	Matilija	80 meters	Presumed Extant	19960715	19960715	Proposed Threatened	None	G2G3	SNR		SSC	BLM_S; IUCN_VU; USFS_S
Southern California Coastal Lagoon	Southern California Coastal Lagoon	2	Ventura	non-specific area	Presumed Extant	1984XXXX	1984XXXX	None	None	GNR	SNR			
Danaus plexippus plexippus pop. 1	monarch - California overwintering population	165	Ventura	1/5 mile	Extirpated	19891226	198XXXXX	Proposed Threatened	None	G4T1T2Q	S2			IUCN_EN; USFS_S
Rana boylii pop. 6	foothill yellow-legged frog - south coast DPS	60	Ventura	1 mile	Extirpated	2014XXXX	19400723	Endangered	Endangered	G3T1	S1			BLM_S; USFS_S
Bombus crotchii	Crotch's bumble bee	123	Ventura	1 mile	Presumed Extant	19490630	19490630	None	Candidate Endangered	G2	S2			IUCN_EN
Actinemys pallida	southwestern pond turtle	914	Ventura	80 meters	Presumed Extant	20130419	20130419	Proposed Threatened	None	G2G3	SNR		SSC	BLM_S; IUCN_VU; USFS_S
Southern California Steelhead Stream	Southern California Steelhead Stream	2	Matilija	non-specific area	Presumed Extant	199005XX	199005XX	None	None	GNR	SNR			
Atriplex coulteri	Coulter's saltbush	133	Ventura	80 meters	Presumed Extant	20090130	20090130	None	None	G3	S2	1B.2		SB_CalBG/RSABG; SB_CRES
Actinemys pallida	southwestern pond turtle	915	Ventura	80 meters	Presumed Extant	20130419	20130419	Proposed Threatened	None	G2G3	SNR		SSC	BLM_S; IUCN_VU; USFS_S

Attachment B

Tentative Parcel Map no. 6079

LAND USE DATA

A. AREA BREAKDOWN

PROPOSED	GROSS	NET
PARCEL 1	10.12 ACRES	8.04 ACRES
PARCEL 2	9.47 ACRES	8.10 ACRES
PARCEL 3	10.02 ACRES	9.69 ACRES
PARCEL 4	53.31 ACRES	
TOTAL AREA	82.92 ACRES	

EXISTING	GROSS	NET
PARCEL 1 (R1)	62.42 ACRES	
PARCEL 2 (R1)	19.58 ACRES	
PARCEL 3 (R1)	0.92 ACRES	0.92 ACRES
TOTAL AREA	82.92 ACRES	

B. PROJECT LOCATION
4884 VENTURA AVENUE, VENTURA CA

C. ASSESSORS PARCEL No.
063-0-110-065, 063-0-110-145,
063-0-110-090, 063-0-110-035

D. ZONING
AE-40 (063-0-110-090)
OS-160 AC (063-0-110-145, 063-0-110-065, 063-0-110-035)

E. GENERAL PLAN DESIGNATION
ECU-AGRICULTURE, OPEN SPACE

F. AREA PLAN DESIGNATION
AGRICULTURE (APN 063-0-110-090 ONLY)

G. CURRENT PROPERTY USE
AGRICULTURE, OPEN SPACE

H. PROPOSED PROPERTY USE
PARCEL 1 & 2: RESIDENTIAL (FARMWORKER HOUSING COMPLEX)
PARCEL 3: AGRICULTURE
PARCEL 4: CONSERVATION, OPEN SPACE

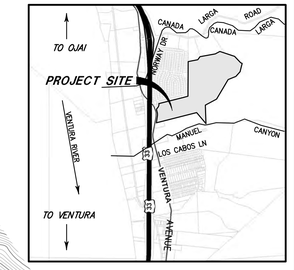

VICINITY MAP
NOT TO SCALE

APN 063-0-110-065

PARCEL 4
53.31 ACRES (GROSS)

APN 063-0-110-035
20210915-00170677 OR
PARCEL 3
(1587 O.R. 373)
0.92 ACRES
(GROSS/NET)

LOT LINE TO BE DELETED

FLORAL DRIVE

BOUNDS ROAD

NORWAY DRIVE

VENTURA AVENUE

BARNARD PARK UNIT NO. 1 24 MR 65

LOT 11 TRACT B PER 1 MR 202

PARCEL 1
10.12 ACRES (GROSS)
8.04 ACRES (NET)

PARCEL 2
9.47 ACRES (GROSS)
8.10 ACRES (NET)

PARCEL 3
10.02 ACRES (GROSS)
9.69 ACRES (NET)

APN 063-0-110-090

APN 063-0-110-145

APN 063-0-110-155
CITY OF VENTURA WATER TANK SITE
2.12 ACRES
(NOT A PART)
2003-0003978 O.R.

BUILDABLE HOME SITE (FUTURE)
PAD AREA: 4,000 S.F.
ELEVATION: 298'

PROPOSED DRIVEWAY TO BUILDABLE HOME SITE

EXISTING STRUCTURES TO BE DEMOLISHED

EASTERLY LINE PARCEL 9A PER 2003-0003978 OR

2' R.O.W. DEDICATION (PROPOSED)

NORTHERLY LINE LOT 10, 1 MR 202 & PARCEL 2 20210915-00170677 OR

EASTERLY LINE LOT 10, 1 MR 202 & PARCEL 2 20210915-00170677 OR

WESTERLY LINE LOT C, 1 MR 35 & PARCEL 1 20210915-00170677 OR

SOUTHERLY LINE LOT 10, 1 MR 202 & PARCEL 2 20210915-00170677 OR

LOT LINE TO BE DELETED

EX. AGRICULTURE

A.P.N. 063-0-131-010 20090608 00094272 OR

A.P.N. 063-0-131-020 20090608-00094272 OR

A.P.N. 063-0-230-155 20200401-00046032 OR

A.P.N. 063-0-110-165 20130124-00012024 OR

A.P.N. 063-0-110-175 20130124-00012024 OR

A.P.N. 035-0-250-115 20200000060933 OR

A.P.N. 035-0-280-115 20200000060933 OR

2021091S-00017677 OR PARCEL 1

100' 50' 0' 100' 200'
GRAPHIC SCALE: 1"=100'

SURVEYOR'S NOTES:

HORZ. DATUM: NAD83(2011), 2010.00 EPOCH – PER NGS OPUS
VERT. DATUM: NAVD88 – PER TIE TO LOCAL VCS BENCH MARK
PROJECTION: CALIFORNIA STATE PLANE COORDINATE SYSTEM, NAD83 (CCS83) – ZONE 5
BENCH MARK: VENTURA COUNTY BM "87-4 1971" (VCPID: 824) ELEV = 193.23' (NAVD88) – 1992 NGS ADJUSTMENT

BASIS OF BEARINGS: GRID – BASED ON CCS83 PROJECTION

ALL UNITS ARE U.S. SURVEY FEET.

BENCHMARK LOCATION:
4.15 MILE NORTHERLY ALONG VENTURA AVENUE FROM 17'S JUNCTION WITH THE S.P.R.R. (NEAR THE VENTURA COUNTY FAIRGROUNDS), BETWEEN THE JUNCTION OF NORWAY DRIVE AND THE HIGHWAY 33 OVERPASS, 127.0 FEET SOUTHEASTERLY FROM THE CENTER OF THE NORTHBOUND OVERPASS OF THE HIGHWAY, 121.0 FEET NORTHWESTERLY FROM THE EXTENDED CENTER OF NORWAY DRIVE, 35.0 FEET SOUTHEASTERLY FROM THE CENTER OF VENTURA AVENUE, 32.7 FEET SOUTHEASTERLY OF POWER POLE NO X13010E, 9.5 FEET NORTHEASTERLY OF A 6.0 FT. CHAIN LINK FENCE, IN THE CENTER OF A 48IN CATCH BASIN.

BOUNDARY LINES SHOWN HEREON ARE APPROXIMATE ONLY – DERIVED FROM AVAILABLE RECORD SURVEY MAPS / DATA AND DO NOT REPRESENT A COMPLETE BOUNDARY SURVEY. SIMILARLY, THE LOCATION OF THE VENTURA AVENUE CENTER LINE AND RIGHT-OF-WAY LINES SHOWN ON THIS MAP ARE ALSO APPROXIMATE.

REGISTERED PROFESSIONAL ENGINEER ROBERT R. HARLEY No. C 90478 CIVIL STATE OF CALIFORNIA

EXISTING EASEMENTS

E1 EXISTING 4' WIDE UTILITY EASEMENT TO SOUTHERN CALIFORNIA EDISON CO. PER 3793 O.R. 538 (PARCEL 9C CT-FOC, 3257 O.R. 417)

E2 EXISTING 5' WIDE UTILITY EASEMENT TO SOUTHERN CALIFORNIA EDISON CO. PER 3793 O.R. 538 (PARCEL 9C CT-FOC, 3257 O.R. 417)

E3 EXISTING UTILITY EASEMENT TO SOUTHERN CALIFORNIA EDISON CO., SOUTHERLY 9' OF LOT 10 OF TRACT B, RANCHO CANADA LARGA PER 1 MR 202 – PER 2798 O.R. 57

E4 EXISTING 16' ROAD & UTILITY EASEMENT – PARCEL 4 PER 20210915-00170677 OR, APPURTENANT TO PARCEL 1 PER 20210915-00170677 OR

E5 EXISTING 4' WIDE EASEMENT TO SOUTHERN CALIFORNIA EDISON CO. – PER 2798 O.R. 57

E6 EXISTING 25' WIDE EASEMENT TO SOUTHERN CALIFORNIA EDISON CO. – PER 2798 O.R. 57

E7 EXISTING ACCESS & PIPELINE EASEMENT TO CITY OF SAN BUENAVENTURA – PER F.O.C. 2003-0003978 O.R.

E8 EXISTING EASEMENT FOR PUBLIC HIGHWAY SLOPE PURPOSES – PARCEL 9B PER F.O.C. 3257 O.R. 417

E9 EXISTING 16' ROAD & UTILITY EASEMENT – PARCEL 5 PER 20210915-00170677 OR APPURTENANT TO PARCEL 1 AND PARCEL 2 PER 20210915-00170677 OR

SHEET INDEX

SHEET 1: PROPOSED SUBDIVISION PLAN
SHEET 2: PRELIMINARY GRADING PLAN
SHEET 3: PRELIMINARY GRADING PLAN SECTIONS
SHEET 4: PRELIMINARY HYDROLOGY & TEST BORING LOCATIONS

LEGEND

EXISTING

20	PARCEL NUMBER
W	WATER
S	SEWER
OHE	OVERHEAD ELEC.
SMH	SEWER MANHOLE
	WATER VALVE
10	CONTOUR LINE
	EASEMENT LINE
SD	STORM DRAIN
X	FENCE
	TREE

ABBREVIATIONS

APN	ASSESSOR'S PARCEL NUMBER
EX	EXISTING
FOC	FINAL ORDER OF CONDEMNATION
MR	MISCELLANEOUS RECORDS
OHE	OVERHEAD ELECTRIC
OR	OFFICIAL RECORDS
WM	WATER METER
R.O.W.	RIGHT OF WAY
S.F.	SQUARE FOOT

RECORD REFERENCES

R1	20210915-00170677 OR

PROPOSED EASEMENTS

(PE1) PROPOSED VARIABLE WIDTH ACCESS EASEMENT TO THE GENERAL PUBLIC FOR PEDESTRIAN/VEHICULAR INGRESS AND EGRESS, AND TO ALL GOVERNMENTAL AGENCIES PROVIDING FOR THE PUBLIC HEALTH, SAFETY, AND WELFARE, TO BE RECORDED BY SEPARATE DOCUMENT.

(PE2) PROPOSED VARIABLE WIDTH ACCESS AND UTILITY EASEMENT FOR THE BENEFIT OF PARCELS 1 AND 2, TO BE RECORDED BY SEPARATE DOCUMENT.

(PE3) PROPOSED VARIABLE WIDTH ACCESS AND UTILITY EASEMENT FOR THE BENEFIT OF PARCEL 3, TO BE RECORDED BY SEPARATE DOCUMENT.

(PE4) PROPOSED 30' WIDE ACCESS EASEMENT FOR THE BENEFIT OF PARCEL 4 TO BE RECORDED BY SEPARATE DOCUMENT.

(PE5) PROPOSED EASEMENT FOR ADDITIONAL BRUSH CLEARANCE MODIFICATION ZONE PER VCFD STANDARDS.

(PE6) IRREVOCABLE OFFER TO DEDICATE AN EASEMENT TO THE COUNTY OF VENTURA FOR ROAD PURPOSES.

REVISION	DATE
2ND SUBMITTAL	09-2023
3RD SUBMITTAL	01-2024

SUBDIVIDER/OWNER:
VENTURA RANCH PARTNERS, LLC
P.O. BOX 6045
OXNARD, CA 93030

CONTACT: DAVE WHITE
(805) 981-3877 EXT. 317

ENGINEER:
JENSEN DESIGN & SURVEY, INC
www.jdscivil.com
1672 DONLON STREET
VENTURA, CALIF. 93003
PHONE 805/654-6977
FAX 805/654-6979

VENTURA RANCH FWH
TENTATIVE PARCEL MAP NO 6079
PROPOSED SUBDIVISION PLAN

COUNTY OF VENTURA — STATE OF CALIFORNIA

LEGAL DESCRIPTION: BEING A SUBDIVISION OF PORTIONS OF SUBDIVISION C OF THE RANCHO CANADA LARGA, PER BOOK 1 OF PAGE 35 MISCELLANEOUS RECORDS (MAPS); TOGETHER WITH LOT 10 OF TRACT "B" OF THE RANCHO CANADA LARGA, PER BOOK 1 OF PAGE 202 MISCELLANEOUS RECORDS (MAPS), BOTH AS THE FILED IN THE OFFICE OF THE COUNTY RECORDER OF VENTURA COUNTY.

SCALE: 1"=100' | J.N.: PLA26366
DATE: Mar 27, 2024 | DWG. NAME: 6366-01-TM.dwg

SHEET 1 OF 4

J:\PLA26366\Planning\Tentative\6366-01-TM.dwg Mar 27, 2024, 3:40pm mhernandez

Attachment C

Combined Vegetation Rapid Assessment and Releve Forms

Combined Vegetation Rapid Assessment and Relevé Field Form

(Revised January 10, 2024)

For Office Use:	Final database #:	Final vegetation type:	Alliance: Giant Wildrye Grassland Association:

I. LOCATIONAL/ENVIRONMENTAL DESCRIPTION — circle: **Relevé** or **RA**

Database #:	Date: 4/23/25	Name of recorder: Ingawells
		Other surveyors: Ranch
	UID:	Location Name: Ventura Farmworker Housing Site

GPS name: _____ For Relevé only: **Bearing°**, left axis at ID point____ **of Long / Short** side

UTME ___ ___ ___ ___ ___ ___ **UTMN** ___ ___ ___ ___ ___ ___ ___ **Zone: 11 NAD83** GPS error: **ft./ m./ PDOP** ____

Decimal degrees: **LAT** 34.33638 **LONG** 119.28492

GPS within stand? **Yes** / **No** If No, cite from GPS to stand: distance (m)____ bearing °____ inclination °____

and record: **Base point ID** _____ **Projected UTMs: UTME** ___ ___ ___ ___ ___ ___ **UTMN** ___ ___ ___ ___ ___ ___ ___

Camera Name: **Cardinal photos at ID point:** N, W, S, E (attached)

Other photos:

Stand Size (acres): **<1**, 1-5, >5 | **Plot Area (m²): 100 /** _____ | **Plot Dimensions** 10 x 10 **m** | **RA Radius**____ **m**

Exposure, Actual °: _____ NE NW SE **SW** Flat Variable | **Steepness, Actual °:** _____ 0° 1-5° **> 5-25°** > 25

Topography: Macro: top upper **mid** lower bottom | **Micro:** convex **flat** concave undulating

Geology code: SAND **Soil Texture code:** LoAM | **Upland** or **Wetland/Riparian** (circle one) | **Landform**_____

% Surface cover: _____ (Incl. outcrops) (>60cm diam) (25-60cm) (7.5-25cm) (2mm-7.5cm) (Incl sand, mud)

H_20: **BA Stems:** 85 **Litter:** 15 **Bedrock:** **Boulder:** **Stone:** **Cobble:** **Gravel:** **Fines:** **=100%**

% Current year bioturbation _____ **Past bioturbation present?** Yes / **No** | **% Hoof punch** _____

Fire evidence: **Yes** / No (circle one) If yes, describe in Site history section, including date of fire, if known.

Site history, stand age, comments:

Burned in December 2017 Thomas Fire, recovery nearly complete

Disturbance code / Intensity (L,M,H): 05/ L ___/___ ___/___ ___/___ ___/___ **"Other"** _____/___

II. HABITAT DESCRIPTION

Tree DBH : T1 (<1" dbh), **T2** (1-6" dbh), T3 (6-11" dbh), T4 (11-24" dbh), T5 (>24" dbh), T6 multi-layered (T3 or T4 layer under T5, >60% cover)

Shrub: S1 seedling (<3 yr. old), S2 young (<1% dead), **S3** mature (1-25% dead), S4 decadent (>25% dead)

Herbaceous: H1 (<12" plant ht.), H2 (>12" ht.)

Desert Riparian Tree/Shrub: **1** (<2ft. stem ht.), **2** (2-10ft. ht.), **3** (10-20ft. ht.), **4** (>20ft. ht.)

Desert Palm/Joshua Tree: **1** (<1.5" base diameter), **2** (1.5-6" diam.), **3** (>6" diam.)

III. INTERPRETATION OF STAND

Field-assessed vegetation Alliance name: Giant Wild Rye Grassland

Field-assessed Association name (optional): _____

Adjacent Alliances/direction: _____/_____, _____/_____

Confidence in Alliance identification: L M **H** **Explain:** _____

Phenology (E,P,L): Herb E **Shrub** E **Tree**____ **Other identification or mapping information:**

Combined Vegetation Rapid Assessment and Relevé Field Form

4/23/25

(Revised January 10, 2024)

Database #: _____ SPECIES SHEET **Recorder & Date:** Ingamells

IV. VEGETATION DESCRIPTION

% NonVasc cover: ____ **Total % Vasc Veg cover:** 92

% Cover - **Conifer tree / Hardwood tree:** ____/5 **Regenerating Tree:** ____ **Shrub:** 87 **Herbaceous:** ____

Height Class - Conifer tree / Hardwood tree: ____/6 **Regenerating Tree:** ____ **Shrub:** 3 **Herbaceous:** ____

Height classes: 1=<1/2m, 2=1/2-1m, 3=1-2m, 4=2-5m, 5=5-10m, 6=10-15m, 7=15-20m, 8=20-35m, 9=35-50m, 10=>50m

Stratum categories: T=Tree, A = SApling, E = SEedling, S = Shrub, H= Herb, N= Non-vascular

% Cover Intervals for reference: r = trace, + = <1%, 1-5%, >5-15%, >15-25%, >25-50%, >50-75%, >75%

Stratum	Species	% cover	C	Final species determination
T	Quercus agrifolia	5		}
S	Elymus condensatus	85		} Absolute Cover
S	Ribes malvaceum	1		}
S	Toxicodendron diversilobum	1		}



a. View to north of the plot (4/23/25)



b. View to the west of the plot (4/23/25)

GIANT WILD-RYE GRASSLAND STAND PHOTOGRAPHS



c. View to the south of the plot (4/23/25)



d. View to the east of the plot (4/23/25)

GIANT WILD-RYE GRASSLAND STAND PHOTOGRAPHS

Combined Vegetation Rapid Assessment and Relevé Field Form

(Revised January 10, 2024)

For Office Use:	Final database #:	Final vegetation type:	Alliance: Foothill needlegrass grassland Association:

I. LOCATIONAL/ENVIRONMENTAL DESCRIPTION — circle: **Relevé or RA**

Database #:	Date: 4/23/25	Name of recorder: Ingamells
		Other surveyors:
	UID:	Location Name:

GPS name: _____ For Relevé only: Bearing°, left axis at ID point____ of Long / Short side

UTME ___ ___ ___ ___ ___ ___ UTMN ___ ___ ___ ___ ___ ___ ___ Zone: 11 NAD83 GPS error: ft./ m./ PDOP ____

Decimal degrees: LAT 34.3375 LONG 119.2868

GPS within stand? (Yes) / No If No, cite from GPS to stand: distance (m) ____ bearing ° ____ inclination ° ____

and record: Base point ID _____ Projected UTMs: UTME ___ ___ ___ ___ ___ UTMN ___ ___ ___ ___ ___ ___ ___

Camera Name: Cardinal photos at ID point: S, W, N, E (attached)

Other photos:

Stand Size (acres): (<1) 1-5, >5 | Plot Area (m²): 100 / _____ | Plot Dimensions 10 x 10 m | RA Radius 10 m

Exposure, Actual °: (N) NE NW SE SW Flat Variable | Steepness, Actual °: _____ 0° 1-5° >5-25° (>25)

Topography: Macro: top (upper) mid lower bottom | Micro: convex (flat) concave undulating

Geology code: SAND Soil Texture code: LOAM (Upland) or Wetland/Riparian (circle one) | Landform_____

% Surface cover: (Incl. outcrops) (>60cm diam) (25-60cm) (7.5-25cm) (2mm-7.5cm) (Incl sand, mud)

H20: BA Stems: 90 Litter: Bedrock: Boulder: Stone: Cobble: Gravel: Fines: 10 =100%

% Current year bioturbation _____ Past bioturbation present? Yes / (No) | % Hoof punch _____

Fire evidence: (Yes) / No (circle one) If yes, describe in Site history section, including date of fire, if known.

Site history, stand age, comments:

Stand burned in December 2017 Thomas Fire, fully recovered

Disturbance code / Intensity (L,M,H): 05 / L ___/___ ___/___ ___/___ ___/___ "Other" _____/___

II. HABITAT DESCRIPTION

Tree DBH : T1 (<1" dbh), T2 (1-6" dbh), T3 (6-11" dbh), T4 (11-24" dbh), T5 (>24" dbh), T6 multi-layered (T3 or T4 layer under T5, >60% cover)

Shrub: S1 seedling (<3 yr. old), S2 young (<1% dead), (S3) mature (1-25% dead), S4 decadent (>25% dead)

Herbaceous: H1 (<12" plant ht.), (H2) (>12" ht.)

Desert Riparian Tree/Shrub: 1 (<2ft. stem ht.), 2 (2-10ft. ht.), 3 (10-20ft. ht.), 4 (>20ft. ht.)

Desert Palm/Joshua Tree: 1 (<1.5" base diameter), 2 (1.5-6" diam.), 3 (>6" diam.)

III. INTERPRETATION OF STAND

Field-assessed vegetation Alliance name: Foothill Needlegrass Grassland

Field-assessed Association name (optional): _____

Adjacent Alliances/direction: _____/_____, _____/_____

Confidence in Alliance identification: L M (H) Explain: _____

Phenology (E,P,L): Herb E Shrub P Tree ___ Other identification or mapping information:

Combined Vegetation Rapid Assessment and Relevé Field Form

(Revised January 10, 2024)

SPECIES SHEET

Database #: _____ **Recorder & Date:** Ingamells 4/23/25

IV. VEGETATION DESCRIPTION

% NonVasc cover:____ **Total % Vasc Veg cover:**____

% Cover - **Conifer tree / Hardwood tree:** ____/____ **Regenerating Tree:** ____ **Shrub:** 40 **Herbaceous:** 50

Height Class - **Conifer tree / Hardwood tree:** ____/____ **Regenerating Tree:** ____ **Shrub:** 3 **Herbaceous:** 2

Height classes: 1=<1/2m, 2=1/2-1m, 3=1-2m, 4=2-5m, 5=5-10m, 6=10-15m, 7=15-20m, 8=20-35m, 9=35-50m, 10=>50m

Stratum categories: T=Tree, A = SApling, E = SEedling, S = Shrub, H= Herb, N= Non-vascular

% Cover Intervals for reference: r = trace, + = <1%, 1-5%, >5-15%, >15-25%, >25-50%, >50-75%, >75%

Stratum	Species	% cover	C	Final species determination
S	Salvia Leucophylla	15		Absolute
S	Rhus integrifolia	5		
S	Galium angustifolium	20		
H	Stipa lepida	50		
S	Leymus condensatus	5		



a. View to north of the plot (4/23/25)



b. View to the west of the plot (4/23/25)

FOOTHILL NEEDLEGRASS GRASSLAND STAND PHOTOGRAPHS



c. View to the south of the plot (4/23/25)



d. View to the east of the plot (4/23/25)

FOOTHILL NEEDLEGRASS GRASSLAND STAND PHOTOGRAPHS

Combined Vegetation Rapid Assessment and Relevé Field Form

(Revised January 10, 2024)

For Office Use: | **Final database #:** | **Final vegetation type:** | **Alliance:** Sawtooth goldenbush scrub | **Association:**

I. LOCATIONAL/ENVIRONMENTAL DESCRIPTION | circle: **Relevé or RA**

Database #: | **Date:** 4/23/25 | **Name of recorder:** Ingamells | **Other surveyors:** | **UID:** | **Location Name:**

GPS name: _____ For Relevé only: **Bearing°**, left axis at ID point____ **of Long / Short** side

UTME _____ **UTMN** _____ **Zone: 11 NAD83** GPS error: **ft./ m./ PDOP** ____

Decimal degrees: **LAT** 34.33784 **LONG** 119.28536

GPS within stand? (Yes) / **No** If No, cite from GPS to stand: distance (m) ____ bearing ° ____ inclination ° ____

and record: **Base point ID** _____ **Projected UTMs: UTME** _____ **UTMN** _____

Camera Name: **Cardinal photos at ID point:** N, W, S, E (attached)

Other photos:

Stand Size (acres): <1, (1-5,) >5 | **Plot Area (m²):** 100 / _____ | **Plot Dimensions** 10 x 10 m | **RA Radius** ___ m

Exposure, Actual °: N NE NW SE SW Flat Variable | **Steepness, Actual °:** _____ 0° 1-5° (>5-25°) > 25

Topography: Macro: top upper (mid) lower bottom | **Micro:** convex (flat) concave undulating

Geology code: SAND **Soil Texture code:** LOAM | (Upland or) **Wetland/Riparian** (circle one) | **Landform** _____

% Surface cover: (Incl. outcrops) (>60cm diam) (25-60cm) (7.5-25cm) (2mm-7.5cm) (Incl sand, mud)

H20: **BA Stems:** 75 **Litter:** 10 **Bedrock:** **Boulder:** **Stone:** **Cobble:** **Gravel:** **Fines:** 15 =100%

% Current year bioturbation _____ **Past bioturbation present?** Yes / (No) | **% Hoof punch** _____

Fire evidence: (Yes) / No (circle one) If yes, describe in Site history section, including date of fire, if known.

Site history, stand age, comments:

Stand burned in December 2017 & Thomas Fire, fully recovered

Disturbance code / Intensity (L,M,H): 05 / most light ___/___ ___/___ ___/___ ___/___ **"Other"** _____/___

II. HABITAT DESCRIPTION

Tree DBH : T1 (<1" dbh), **T2** (1-6" dbh), **T3** (6-11" dbh), **T4** (11-24" dbh), **T5** (>24" dbh), **T6** multi-layered (T3 or T4 layer under T5, >60% cover)

Shrub: S1 seedling (<3 yr. old), **S2** young (<1% dead), (**S3** mature (1-25% dead), **S4** decadent (>25% dead)

Herbaceous: (**H1**) (<12" plant ht.), **H2** (>12" ht.)

Desert Riparian Tree/Shrub: 1 (<2ft. stem ht.), **2** (2-10ft. ht.), **3** (10-20ft. ht.), **4** (>20ft. ht.)

Desert Palm/Joshua Tree: 1 (<1.5" base diameter), **2** (1.5-6" diam.), **3** (>6" diam.)

III. INTERPRETATION OF STAND

Field-assessed vegetation Alliance name: Sawtooth goldenbush scrub

Field-assessed Association name (optional): _____

Adjacent Alliances/direction: _____/_____, _____/_____

Confidence in Alliance identification: L M (H) **Explain:** _____

Phenology (E,P,L): Herb E **Shrub** E **Tree** ___ **Other identification or mapping information:**

4/23/25

Combined Vegetation Rapid Assessment and Relevé Field Form

(Revised January 10, 2024)

Database #: _____ SPECIES SHEET **Recorder & Date:** Ingamells

IV. VEGETATION DESCRIPTION

% NonVasc cover: ____ **Total % Vasc Veg cover:** 75

% Cover - **Conifer tree / Hardwood tree:** ____/____ **Regenerating Tree:** ____ **Shrub:** 50 **Herbaceous:** 25

Height Class - **Conifer tree / Hardwood tree:** ____/____ **Regenerating Tree:** ____ **Shrub:** 3 **Herbaceous:** 1/2

Height classes: 1=<1/2m, 2=1/2-1m, 3=1-2m, 4=2-5m, 5=5-10m, 6=10-15m, 7=15-20m, 8=20-35m, 9=35-50m, 10=>50m

Stratum categories: T=Tree, A = SApling, E = SEedling, S = Shrub, H= Herb, N= Non-vascular

% Cover Intervals for reference: r = trace, + = <1%, 1-5%, >5-15%, >15-25%, >25-50%, >50-75%, >75%

Stratum	Species	% cover	C	Final species determination
S	Hazardia squarrosa	45		Absolute
S	Artemisia californica	5		
H	Geranium molle	20		
H	Sanicula crassicaulis	5		

Unusual species: _____



2

a. View to north of the plot (4/23/25)



b. View to the west of the plot (4/23/25)

SAWTOOTH GOLDENBUSH SCRUB STAND PHOTOGRAPHS



c. View to the south of the plot (4/23/25)



d. View to the east of the plot (4/23/25)

SAWTOOTH GOLDENBUSH SCRUB STAND PHOTOGRAPHS

Combined Vegetation Rapid Assessment and Relevé Field Form

(Revised January 10, 2024)

For Office Use: | **Final database #:** | **Final vegetation type:** **Alliance:** California brittlebush scrub **Association:**

I. LOCATIONAL/ENVIRONMENTAL DESCRIPTION circle: **Relevé or RA**

Database #: | **Date:** 4/23/25 | **Name of recorder:** Engamelle | **Other surveyors:** | **UID:** | **Location Name:**

GPS name: _____ For Relevé only: **Bearing°**, left axis at ID point_____ **of Long / Short** side

UTME _____ **UTMN** _____ **Zone: 11** **NAD83** GPS error: **ft./ m./ PDOP** _____

Decimal degrees: **LAT** 34.33720 **LONG** 119.28777

GPS within stand? (Yes) / No If No, cite from GPS to stand: distance (m)_____ bearing °_____ inclination °_____

and record: **Base point ID** _____ **Projected UTMs: UTME** _____ **UTMN** _____

Camera Name: **Cardinal photos at ID point:** N, W, S, E (attached)

Other photos:

Stand Size (acres): (<1,) 1-5, >5 | **Plot Area (m²):** 100 / _____ | **Plot Dimensions** 10 x 10 m | **RA Radius**____ m

Exposure, Actual °: _____ NE NW SE (SW) Flat Variable | **Steepness, Actual °:** _____ 0° 1-5° (5-25°) > 25

Topography: Macro: top upper (mid) lower bottom + Micro: convex (flat) concave undulating

Geology code: SAND **Soil Texture code:** LOAM | (Upland) or **Wetland/Riparian** (circle one) | **Landform**_____

% Surface cover: (Incl. outcrops) (>60cm diam) (25-60cm) (7.5-25cm) (2mm-7.5cm) (Incl sand, mud)

H₂0: **BA Stems:** 95 **Litter:** 3 **Bedrock:** **Boulder:** **Stone:** **Cobble:** **Gravel:** **Fines:** 2 =100%

% Current year bioturbation _____ **Past bioturbation present?** Yes / (No) | **% Hoof punch** _____

Fire evidence: (Yes) No (circle one) If yes, describe in Site history section, including date of fire, if known.

Site history, stand age, comments:

Stand burned in December 2017 Thomas fire — fully recovered

Disturbance code / Intensity (L,M,H): 05 L ___/___ ___/___ ___/___ ___/___ **"Other"** _____/___

II. HABITAT DESCRIPTION

Tree DBH : T1 (<1" dbh), T2 (1-6" dbh), T3 (6-11" dbh), T4 (11-24" dbh), T5 (>24" dbh), T6 multi-layered (T3 or T4 layer under T5, >60% cover)

Shrub: S1 seedling (<3 yr. old), S2 young (<1% dead), (S3 mature (1-25% dead), S4 decadent (>25% dead)

Herbaceous: (H1) (<12" plant ht.), H2 (>12" ht.)

Desert Riparian Tree/Shrub: 1 (<2ft. stem ht.), 2 (2-10ft. ht.), 3 (10-20ft. ht.), 4 (>20ft. ht.)

Desert Palm/Joshua Tree: 1 (<1.5" base diameter), 2 (1.5-6" diam.), 3 (>6" diam.)

III. INTERPRETATION OF STAND

Field-assessed vegetation Alliance name: California brittle bush scrub

Field-assessed Association name (optional): _____

Adjacent Alliances/direction: _____/_____, _____/_____

Confidence in Alliance identification: L M (H) **Explain:** _____

Phenology (E,P,L): Herb E **Shrub** P **Tree**___ **Other identification or mapping information:**

4/23/25

Combined Vegetation Rapid Assessment and Relevé Field Form

(Revised January 10, 2024)

Database #: _____ SPECIES SHEET **Recorder & Date:** Ingamells

IV. VEGETATION DESCRIPTION

% NonVasc cover: ____ **Total % Vasc Veg cover:** 95

% Cover - **Conifer tree / Hardwood tree:** ____/____ **Regenerating Tree:** ____ **Shrub:** 90 **Herbaceous:** 5

Height Class - **Conifer tree / Hardwood tree:** ____/____ **Regenerating Tree:** ____ **Shrub:** 3 **Herbaceous:** 2

Height classes: 1=<1/2m, 2=1/2-1m, 3=1-2m, 4=2-5m, 5=5-10m, 6=10-15m, 7=15-20m, 8=20-35m, 9=35-50m, 10=>50m

Stratum categories: T=Tree, A = SApling, E = SEedling, S = Shrub, H= Herb, N= Non-vascular

% Cover Intervals for reference: r = trace, + = <1%, 1-5%, >5-15%, >15-25%, >25-50%, >50-75%, >75%

Stratum	Species	% cover	C	Final species determination
S	Encelia californica	60		}
S	Leymus condensatus	30		} Absolute %
H	Bromus diandrus	5		}



a. View to north of the plot (4/23/25)



b. View to the west of the plot (4/23/25)

CALIFORNIA BRITTLEBUSH SCRUB STAND PHOTOGRAPHS



c. View to the south of the plot (4/23/25)



d. View to the east of the plot (4/23/25)

CALIFORNIA BRITTLEBUSH SCRUB STAND PHOTOGRAPHS

Combined Vegetation Rapid Assessment and Relevé Field Form

(Revised January 10, 2024)

For Office Use:	Final database #:	Final vegetation type:	Alliance: Lemonade berry scrub Association:

I. LOCATIONAL/ENVIRONMENTAL DESCRIPTION — circle: Relevé or RA

Database #:	Date: 4/23/25	Name of recorder: Ingamells
		Other surveyors:
	UID:	Location Name:

GPS name: _____ For Relevé only: Bearing°, left axis at ID point_____ of Long / Short side

UTME _____ UTMN _____ Zone: 11 NAD83 GPS error: ft./ m./ PDOP _____

Decimal degrees: LAT 34.33547 LONG -119.28709

GPS within stand? Yes / No If No, cite from GPS to stand: distance (m) _____ bearing ° _____ inclination ° _____

and record: Base point ID _____ Projected UTMs: UTME _____ UTMN _____

Camera Name: Cardinal photos at ID point: N, W, S, E (attached)

Other photos:

Stand Size (acres): <1, 1-5, >5 | Plot Area (m²): 100 / _____ | Plot Dimensions 10 x 10 m | RA Radius____ m

Exposure, Actual °: _____ NE NW SE SW Flat Variable | Steepness, Actual °: _____ 0° 1-5° >5-25° >25

Topography: Macro: top upper mid lower bottom | Micro: convex flat concave undulating

Geology code: SAND Soil Texture code: LOAM | Upland or Wetland/Riparian (circle one) | Landform_____

% Surface cover: (Incl. outcrops) (>60cm diam) (25-60cm) (7.5-25cm) (2mm-7.5cm) (Incl sand, mud)

H₂0: BA Stems: 70 Litter: 10 Bedrock: Boulder: Stone: Cobble: Gravel: Fines: 20 =100%

% Current year bioturbation _____ Past bioturbation present? Yes / No | % Hoof punch _____

Fire evidence: Yes / No (circle one) If yes, describe in Site history section, including date of fire, if known.

Site history, stand age, comments:

Stand burned in December 2017 Thomas Fire
Lobby mostly recovered

Disturbance code / Intensity (L,M,H): 05 / L ___ / ___ / ___ / ___ / ___ "Other" _____ / ___

II. HABITAT DESCRIPTION

Tree DBH : T1 (<1" dbh), T2 (1-6" dbh), T3 (6-11" dbh), T4 (11-24" dbh), T5 (>24" dbh), T6 multi-layered (T3 or T4 layer under T5, >60% cover)

Shrub: S1 seedling (<3 yr. old), S2 young (<1% dead), S3 mature (1-25% dead), S4 decadent (>25% dead)

Herbaceous: H1 (<12" plant ht.), H2 (>12" ht.)

Desert Riparian Tree/Shrub: 1 (<2ft. stem ht.), 2 (2-10ft. ht.), 3 (10-20ft. ht.), 4 (>20ft. ht.)

Desert Palm/Joshua Tree: 1 (<1.5" base diameter), 2 (1.5-6" diam.), 3 (>6" diam.)

III. INTERPRETATION OF STAND

Field-assessed vegetation Alliance name: Lemonade berry scrub

Field-assessed Association name (optional): _____

Adjacent Alliances/direction: _____ / _____, _____ / _____

Confidence in Alliance identification: L M H Explain: _____

Phenology (E,P,L): Herb E Shrub E Tree ___ Other identification or mapping information:

Combined Vegetation Rapid Assessment and Relevé Field Form

4/23/25

(Revised January 10, 2024)

SPECIES SHEET

Database #: _____ **Recorder & Date:** Ingamells

IV. VEGETATION DESCRIPTION

% NonVasc cover: ____ **Total % Vasc Veg cover:** 70

% Cover - **Conifer tree / Hardwood tree:** ____/____ **Regenerating Tree:** ____ **Shrub:** 63 **Herbaceous:** 7

Height Class - Conifer tree / Hardwood tree: ____/____ **Regenerating Tree:** ____ **Shrub:** 3 **Herbaceous:** 2

Height classes: 1=<1/2m, 2=1/2-1m, 3=1-2m, 4=2-5m, 5=5-10m, 6=10-15m, 7=15-20m, 8=20-35m, 9=35-50m, 10=>50m

Stratum categories: T=Tree, A = SApling, E = SEedling, S = Shrub, H= Herb, N= Non-vascular

% Cover Intervals for reference: r = trace, + = <1%, 1-5%, >5-15%, >15-25%, >25-50%, >50-75%, >75%

Stratum	Species	% cover	C	Final species determination
S	Rhus integrifolia	40		} Absolute %
S	Eriogonum cinereum	3		
S	Acmispon glaber	10		
H	Bromus diandrus	7		
S	Artemisia californica	10		



a. View to north of the plot (4/23/25)



b. View to the west of the plot (4/23/25)

LEMONADE BERRY SCRUB STAND PHOTOGRAPHS



c. View to the south of the plot (4/23/25)



d. View to the east of the plot (4/23/25)

LEMONADE BERRY SCRUB STAND PHOTOGRAPHS

Combined Vegetation Rapid Assessment and Relevé Field Form

(Revised January 10, 2024)

For Office Use:	Final database #:	Final vegetation type:	Alliance: California walnut woodland Association:

I. LOCATIONAL/ENVIRONMENTAL DESCRIPTION — circle: **Relevé or RA**

Database #:	Date: 4/23/25	Name of recorder: Ingamells
		Other surveyors:
	UID:	Location Name:

GPS name: _____ For Relevé only: **Bearing°**, left axis at ID point____ **of Long / Short** side

UTME ___ ___ ___ ___ ___ ___ UTMN ___ ___ ___ ___ ___ ___ ___ **Zone: 11 NAD83** GPS error: **ft./ m./ PDOP** ____

Decimal degrees: **LAT** 34.3355 **LONG** 119.2869

GPS within stand? (Yes) / No If No, cite from GPS to stand: distance (m)____ bearing °____ inclination °____

and record: **Base point ID** _____ **Projected UTMs: UTME** ___ ___ ___ ___ ___ **UTMN** ___ ___ ___ ___ ___ ___

Camera Name: **Cardinal photos at ID point:** N, W, S, E (attached)

Other photos:

Stand Size (acres): <1 (1-5) >5 | **Plot Area (m²): 100 /** _____ | **Plot Dimensions** 10 x 10 **m** | **RA Radius**___ **m**

Exposure, Actual °: N NE NW SE SW **Flat Variable** | **Steepness, Actual °:** _____ **0° 1-5° >5-25° (>25)**

Topography: Macro: (top) upper mid lower bottom | **Micro:** convex (flat) concave undulating

Geology code: SAND **Soil Texture code:** LOAM | (Upland) or **Wetland/Riparian** (circle one) | **Landform**_____

% Surface cover: (Incl. outcrops) (>60cm diam) (25-60cm) (7.5-25cm) (2mm-7.5cm) (Incl sand, mud)

H20: **BA Stems:** 93 **Litter:** 5 **Bedrock: Boulder: Stone: Cobble: Gravel: Fines:** 2 **=100%**

% Current year bioturbation _____ **Past bioturbation present? Yes / (No)** | **% Hoof puuch** _____

Fire evidence: (Yes) / No (circle one) If yes, describe in Site history section, including date of fire, if known.

Site history, stand age, comments:

Stand burned in December 2017 Thomas fire, most trees are crown sprouts

Disturbance code / Intensity (L,M,H): 05 L ___/___ ___/___ ___/___ ___/___ **"Other"** _____/___

II. HABITAT DESCRIPTION

Tree DBH : T1 (<1" dbh), (**T2**) (1-6" dbh), **T3** (6-11" dbh), **T4** (11-24" dbh), **T5** (>24" dbh), **T6** multi-layered (T3 or T4 layer under T5, >60% cover)

Shrub: S1 seedling (<3 yr. old), **S2** young (<1% dead), (**S3**) mature (1-25% dead), **S4** decadent (>25% dead)

Herbaceous: H1 (<12" plant ht.), (**H2**) (>12" ht.)

Desert Riparian Tree/Shrub: 1 (<2ft. stem ht.), **2** (2-10ft. ht.), **3** (10-20ft. ht.), **4** (>20ft. ht.)

Desert Palm/Joshua Tree: 1 (<1.5" base diameter), **2** (1.5-6" diam.), **3** (>6" diam.)

III. INTERPRETATION OF STAND

Field-assessed vegetation Alliance name: California walnut woodland

Field-assessed Association name (optional): _____

Adjacent Alliances/direction: _____/_____, _____/_____

Confidence in Alliance identification: L M (H) Explain: _____

Phenology (E,P,L): Herb E **Shrub** E **Tree** E **Other identification or mapping information:**

Combined Vegetation Rapid Assessment and Relevé Field Form

4/23/25

(Revised January 10, 2024)

Database #: _____ SPECIES SHEET **Recorder & Date:** Ingannelli

IV. VEGETATION DESCRIPTION

% NonVasc cover: ____ **Total % Vasc Veg cover:** 93

% Cover - **Conifer tree / Hardwood tree:** ____/____ **Regenerating Tree:** _____ **Shrub:** _____ **Herbaceous:** _____

Height Class - **Conifer tree / Hardwood tree:** ____/____ **Regenerating Tree:** _____ **Shrub:** _____ **Herbaceous:** _____

Height classes: 1=<1/2m, 2=1/2-1m, 3=1-2m, 4=2-5m, 5=5-10m, 6=10-15m, 7=15-20m, 8=20-35m, 9=35-50m, 10=>50m

Stratum categories: T=Tree, A = SApling, E = SEedling, S = Shrub, H= Herb, N= Non-vascular

% Cover Intervals for reference: r = trace, + = <1%, 1-5%, >5-15%, >15-25%, >25-50%, >50-75%, >75%

Stratum	Species	% cover	C	Final species determination
T	Juglans californica	50		} Absolute %
S	Symphoricarpos mollis	25		
H	Melica imperfecta	10		
H	Bromus diandrus	5		
H	Conium maculatum	5		



a. View to north of the plot (4/23/25)



b. View to the west of the plot (4/23/25)

CALIFORNIA WALNUT WOODLAND STAND PHOTOGRAPHS



c. View to the south of the plot (4/23/25)



d. View to the east of the plot (4/23/25)

CALIFORNIA WALNUT WOODLAND STAND PHOTOGRAPHS

Attachment D

Arborist Report

Arborist Report

April 11, 2025

Site:
Ventura Ranch Farmworker Housing
4884 North Ventura Ave
Ventura, CA 93001

Prepared by:
Cragoe Pest Services, Inc.
885 Patriot Drive, Suite D
Moorpark CA 93021-3353
805-446-7003
Email: info@cragoe.net
David L. A. Cragoe
ISA Certified Arborist #WE-7161A
ESA Board Certified Entomologist #B3229

Contents

Arborist Report 3
I. Introduction 3
II. Background 3
III. Site Observations 3
IV. Tree Condition and Impact Tables 4
Tree Condition and Impacts Table: Trees 640-645 5
Drip Line and Canopy to Grade Measurements: Trees 640-645 6
Tree Condition and Impacts Table: Trees 646-651 7
Drip Line and Canopy to Grade Measurements: Trees 646-651 8
Tree Condition and Impacts Table: Trees 652-657 9
Drip Line and Canopy to Grade Measurements: Trees 652-657 10
V. Individual Tree Analysis 11
VI. Discussion 15
VII. Appraisals 15
VIII. Mitigations 17
IX. Recommendations 17
X. Tree Protection Plan 17
XI. Conclusions 18
Appendix A—Aerial Photo of the Ventura Ranch Farmworker Housing Lot with Tree Locations 19
Appendix B—Map of Ventura Ranch Farmworker Housing Construction Plan with Driplines & TPZs 20
Appendix C—Photos 21

Arborist Report

I. Introduction

Trees in Ventura County are governed by the Ventura County Tree Protection Ordinance (VCTPO). Many species of which are protected by this law to elevate the quality of life in the County. As such, when work involving protected species requires a permit, a report is needed to ensure the safety of the trees by setting up parameters by which the work is to be done.

The property owners have proposed to build a new project called Ventura Ranch Farmworker Housing. The project will affect some of the trees in the path of construction. Of the 18 protected trees in the immediate vicinity of the proposed improvements, 8 are considered Heritage trees due to their size (at least 90" circumference or, for multi-trunked, 2 limbs with a combined 72" circumference). Six trees will need to be removed and one tree relocated for the project to take place, five of the removals are heritage trees. Four others will have their Tree Protection Zones encroached upon for the construction to take place.

The County has adopted Tree Protection Regulations as specified in Section 8107-25.7 of the Code of Ordinances which states that if the construction requires a County-defined "heritage" tree to be felled, or when construction work involves removal, alteration or encroachment into the tree protection zone of 6 or more protected trees or four or more oaks or sycamores, a Discretionary Tree Permit is to be filed. Due to the need to remove five protected heritage trees and encroach into the protected zones (TPZ) of four other protected trees (3 oaks and 1 heritage eucalyptus), a Discretionary Tree Permit will be required for this project. This type of permit requires an Arborist Report be submitted by a qualified arborist to provide a technical evaluation of the trees involved.

David Cragoe, ISA Certified Arborist #WE-7161A, has been hired to provide an Arborist Report to address the requirements of the permit. His contact information can be found on the title page of this report.

II. Background

The new housing project will take place on the entirety of the level portion of the property. Most of the construction will be done on vacant land. An existing house and outbuildings will need to be removed for the project to take place. Most of the proposed roads, parking lots, and housing are situated on land that has no major trees or improvements. Care has been taken to locate the buildings as to cause the least disruption to the natural surroundings. Consequently, five non-native protected trees and one native protected tree are slated for removal. One protected native tree is to be transplanted elsewhere one the property. The activity will require that many of the remaining protected trees be guarded from the potentially harmful effects of the construction.

III. Site Observations

The lot is generally flat, with a large field in the center taking up the majority of the property. Trees line the fringes of the lot on the west and east, with one protected tree on the northern border. The trees on the east side are on a gentle slope amongst a small grove of avocado trees. The west side trees line N Ventura Ave. Many of the large, mature trees are approximately 75-100 years old, thus making them Heritage trees. One is adjacent to the existing house (Tree #646 on the plan),

indicating the age of the building as it was likely planted around the time of the original construction.

The most abundant protected tree is the Coast Live Oak, *Quercus agrifolia*, 11 of which are included in this report. There are a few mature specimens around the avocado orchard, but most are young and appear to be volunteers. A small group of lemon trees is located around the yard for the existing house. Most of the field is covered with a grassy crop that seems to not be in production at this time.

One common defect noted throughout the property's trees is that most of them have buried trunks. That is, either debris, mulch or soil has accumulated or been placed at the trunks to the extent that the root flare is buried and no longer visible. This condition will most certainly have a deleterious effect on the trees if not corrected.

All the protected trees have been numbered and field tagged with the tag located on the north side of each tree at breast height. The numbering begins on the southwestern side of the property and proceeds generally clockwise around the site.

IV. Tree Condition and Impact Tables

The tables on the following pages include all the protected trees located within the construction zone. They help determine the relative health of the trees and what qualifies them as protected or not based on their species and measurements. The dripline measurements page covers the trees from the spreadsheet of the previous page. The Individual Tree Analysis in the subsequent section will deal with the protected trees and the impact the new construction will have on them.

Tree Condition and Impacts Table: Trees 640-645

SPECIMEN DATA	TREE NUMBER	640		641		642		643		644		645	
	NO. TRUNKS	1		2		6		2		1		2	
	PROTECTED	Y		Y		Y		Y		Y		Y	
	HERITAGE	Y		Y		Y		N		N		N	
	TRUNK DIAMETER (DBH)	43”		59”		136”		5”		5.5”		13”	
	TREE HEIGHT	59’		31.5’		60.5’		20’		14’		26’	
	CANOPY SPREAD	60’		49’		60’		13.5’		15’		20.5’	
	LEANING	N		N		N		N		Y		N	
	LOW BRANCHES	Y		Y		Y		Y		Y		Y	
	TERRAIN Flat-Slope	F		F		F		F		F		F	
	CROWDED	N	Species: *Cedrus deodara*	Y	Species: *Grevillea robusta*	Y	Species: *Cedrus deodara*	Y	Species: *Quercus agrifolia*	Y	Species: *Quercus agrifolia*	Y	Species: *Quercus agrifolia*
PHYSICAL OBSERVATIONS	Damaged Roots	N		N		N		N		N		N	
	Exposed Roots	N		N		N		N		N		N	
	Girdling Roots	N		N		N		N		N		N	
	Trunk Buried/ Debris	Y		Y		Y		Y		Y		Y	
	Trunk Damage	N		N		N		N		N		N	
	Trunk Cavity	N		N		N		N		N		N	
	Exudations	N		N		N		N		N		N	
	Weak Structure	N	COMMENTS: Trunk and major branches obscured by Algerian ivy, structural pruning needed due to crossover branches, tree has been artificially sculpted by powerline clearance	N	COMMENTS: Algerian ivy growing along trunk, structural pruning needed due to crossover branches, tree has been artificially sculpted by powerline clearance	N	COMMENTS: Algerian ivy growing along trunk and in canopy, tree has been artificially sculpted by powerline clearance	N	COMMENTS: Tree is extremely crowded by Tree #642	N	COMMENTS: Dead tree leaning on top of this tree is a contributing cause to leaning of this tree	N	COMMENTS: Fence partially embedded in trunk, crowded by row of Eucalyptus trees to east, several branches entangled in barbed wire at top of fence, Algerian ivy around trunk base and canopy
	Branch Cavities	N		N		N		N		N		N	
	Weak Crotches	N		Y		N		N		Y		N	
	Twig-Branch Dieback	N		N		N		Y		Y		N	
	Sparse Foliage	N		N		N		Y		Y		N	
	Chlorotic	N		N		N		N		N		N	
	Wilt	N		N		N		N		N		N	
	Abnormal Foliage	N		N		N		N		N		N	
	Deadwood	Y		Y		Y		Y		Y		Y	
	Insects-Mites Present	N		N		N		N		N		N	
	Disease Present	N		N		N		N		N		N	
	Stress	N		N		N		N		N		N	
	Poor Form	N		N		N		N		N		N	
	Obstructions	N		N		N		N		N		N	
	Potential Hazard	N		N		N		N		N		N	
	Dead Tree	N		N		N		N		N		N	
RATING	VIGOR A-F (A, B, C, D, F)	B		A		A-		B		B		B	
	HEALTH A-F	B		A		A-		B		B-		B	
	AESTHETICS A-F	A		B		A		A		B-		B	
MITIGATIONS	REMOVE TREE	Y		Y		Y		N		N		Y	
	RELOCATE TREE	N		N		N		N		N		N	
	STRUCTURAL PRUNE	Y		Y		Y		Y		Y		Y	
	DEADWOOD	Y		Y		Y		Y		Y		Y	
	WATER-FERTILIZE	N		N		N		N		N		N	
	INSECT-DISEASE TREAT	N		N		N		N		N		N	
	REMOVE BASAL SOIL/DEBRIS	Y		Y		Y		Y		Y		Y	
	TPZ ENCROACH	N/A		N/A		N/A		Y		Y		N/A	
	PROTECTIVE FENCING	N/A		N/A		N/A		Y		Y		N/A	
	OTHER	-		-		-		-		-		-	

Drip Line and Canopy to Grade Measurements: Trees 640-645

LEGEND:

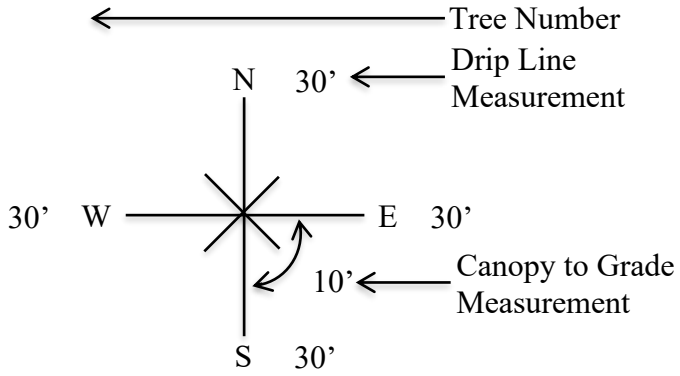

#640

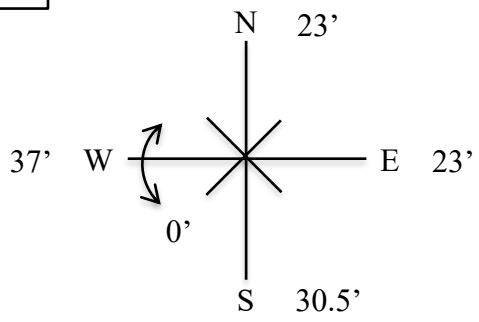

#641

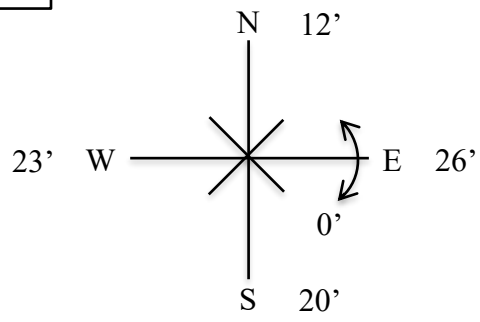

#642

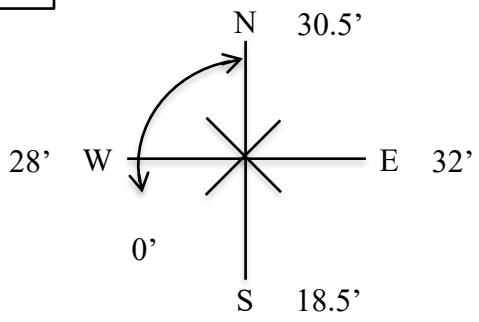

#643

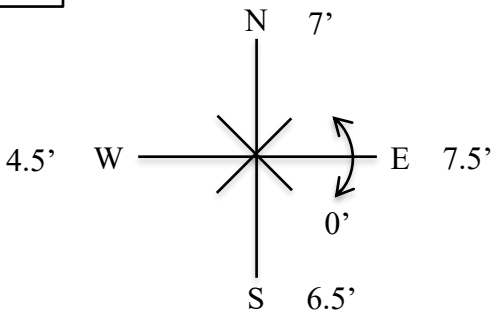

#644

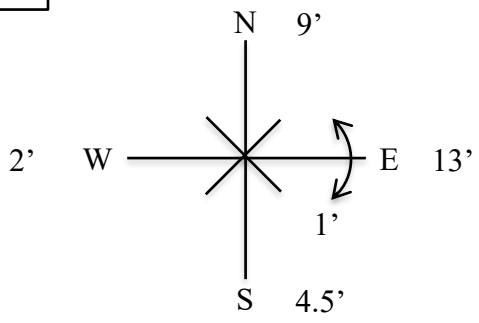

#645

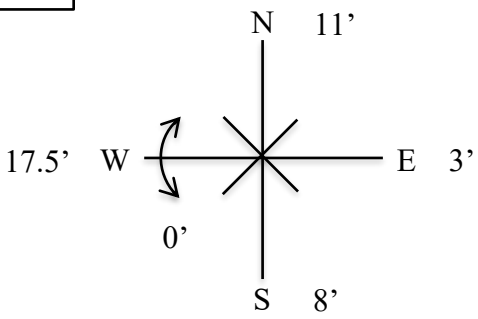

Tree Condition and Impacts Table: Trees 646-651

SSPECIMEN DATA	TREE NUMBER	646	Species: *Cedrus deodara*	647	Species: *Quercus agrifolia*	648	Species: *Schinus molle*	649	Species: *Eucalyptus globulus*	650	Species: *Quercus agrifolia*	651	Species: *Quercus agrifolia*
	NO. TRUNKS	3		2		1		2		2		1	
	PROTECTED	Y		Y		Y		Y		Y		Y	
	HERITAGE	Y		N		Y		Y		N		N	
	TRUNK DIAMETER (DBH)	89”		4.5”		36”		50”		7”		17”	
	TREE HEIGHT	56’		11’		51’		71’		16.5’		33’	
	CANOPY SPREAD	56’		11’		47’		34’		13.5’		34’	
	LEANING	N		N		N		N		N		N	
	LOW BRANCHES	N		N		Y		Y		N		N	
	TERRAIN Flat-Slope	F		F		F		F		F		S	
	CROWDED	N		Y		Y		N		Y		N	
PHYSICAL OBSERVATIONS	Damaged Roots	N		N		N		N		N		N	
	Exposed Roots	N		N		N		N		N		N	
	Girdling Roots	N		N		N		N		N		N	
	Trunk Buried/ Debris	N		Y		Y		Y		Y		Y	
	Trunk Damage	N		N		N		N		N		N	
	Trunk Cavity	N		N		N		N		N		N	
	Exudations	N		N		N		N		N		N	
	Weak Structure	N	COMMENTS: 3’ western branch stub should be trimmed closer to trunk, stump also has termite galleries	N	COMMENTS: Eucalyptus branch resting on top of tree	N	COMMENTS: Well equipment at north side leaking water, crowded on west side by row of Eucalyptus	N	COMMENTS: Evidence of tortoise beetle and heavily infested with blue gum galling wasp, lots of hung-up bark shed strips in tree (especially in narrow crotches)	N	COMMENTS: Crowded by bougainvillea growing on fence which is 5’ to the north of the tree	N	COMMENTS: Ants streaming up trunk indicate homopterous pests in canopy, 15' from dirt road
	Branch Cavities	N		N		N		N		N		N	
	Weak Crotches	N		N		N		Y		N		Y	
	Twig-Branch Dieback	N		N		N		N		N		N	
	Sparse Foliage	N		Y		N		N		N		Y	
	Chlorotic	N		N		N		N		N		N	
	Wilt	N		N		N		N		N		N	
	Abnormal Foliage	N		N		N		N		N		N	
	Deadwood	Y		N		Y		Y		N		Y	
	Insects-Mites Present	N		N		N		Y		N		Y	
	Disease Present	N		N		N		N		N		N	
	Stress	N		N		N		N		N		N	
	Poor Form	N		N		N		N		N		N	
	Obstructions	N		N		N		N		N		N	
	Potential Hazard	N		N		N		N		N		N	
	Dead Tree	N		N		N		N		N		N	
RATING	VIGOR A-F (A, B, C, D, F)	A		B		A		B		A		B	
	HEALTH A-F	A		B		A		B		A		B	
	AESTHETICS A-F	A		B		A		A		B		B	
MITIGATIONS	REMOVE TREE	Y		N		Y		N		N		N	
	RELOCATE TREE	N		Y		N		N		N		N	
	STRUCTURAL PRUNE	Y		N		Y		Y		Y		Y	
	DEADWOOD	Y		N		Y		Y		N		Y	
	WATER-FERTILIZE	N		N		N		N		N		N	
	INSECT-DISEASE TREAT	N		N		N		Y		N		Y	
	REMOVE BASAL SOIL/DEBRIS	N		Y		Y		Y		Y		Y	
	TPZ ENCROACH	N/A		Y		N/A		Y		Y		N	
	PROTECTIVE FENCING	N/A		Y		N/A		Y		Y		N	
	OTHER	-		-		-		-		-		-	

Drip Line and Canopy to Grade Measurements: Trees 646-651

LEGEND:

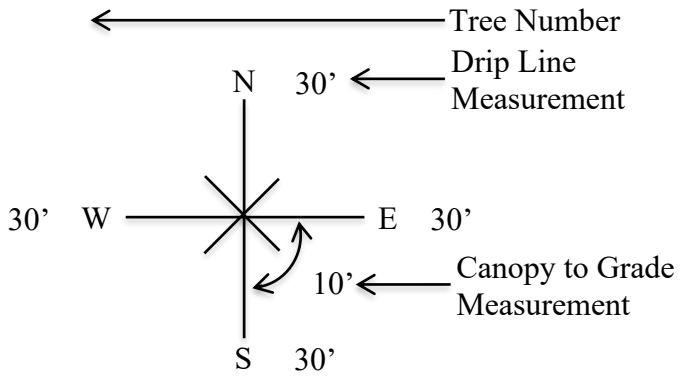

#646

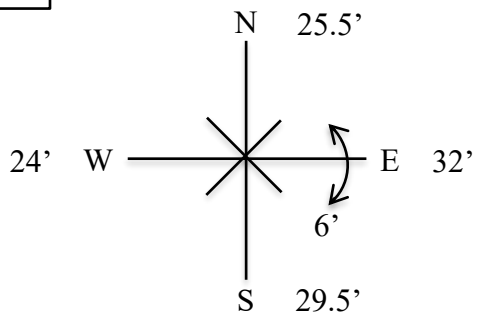

#647

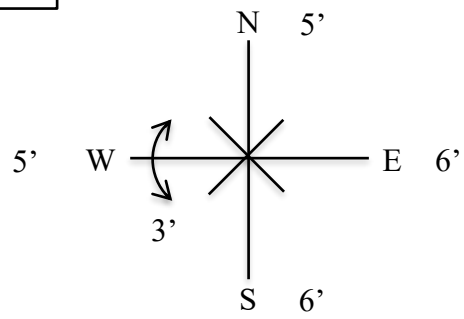

#648

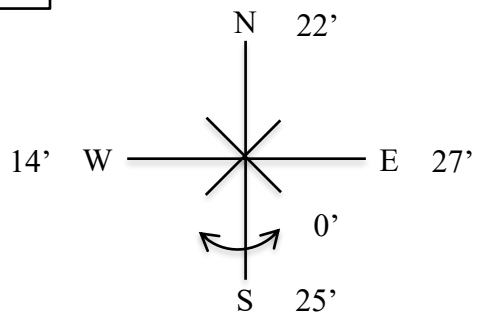

#649

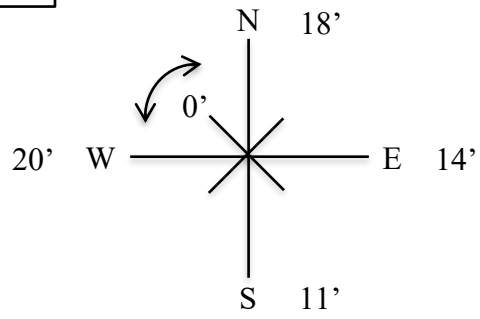

#650

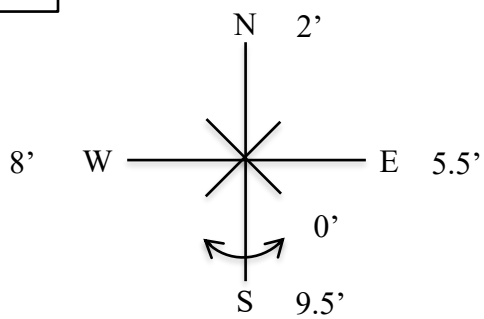

#651

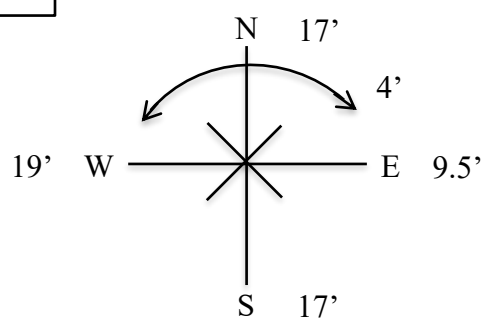

Tree Condition and Impacts Table: Trees 652-657

SPECIMEN DATA	TREE NUMBER	652		653		654		655		656		657	
	NO. TRUNKS	1		2		3		1		2		5	
	PROTECTED	Y		Y		Y		Y		Y		Y	
	HERITAGE	N		Y		Y		N		N		N	
	TRUNK DIAMETER (DBH)	9”		39”		46.5”		21”		7.5”		18.5”	
	TREE HEIGHT	33’		52’		54’		47’		25’		24’	
	CANOPY SPREAD	18’		56.5’		39.5’		32.5		19.5’		23’	
	LEANING	Y		N		N		N		N		N	
	LOW BRANCHES	N		Y		N		N		N		N	
	TERRAIN Flat-Slope	S		S		S		S		S		S	
	CROWDED	N		N		N		N		Y		Y	
PHYSICAL OBSERVATIONS	Damaged Roots	N		N		N		N		N		N	
	Exposed Roots	N		N		Y		N		N		N	
	Girdling Roots	N		N		N		N		N		N	
	Trunk Buried/ Debris	Y		Y		Y		Y		Y		Y	
	Trunk Damage	N		Y		Y		Y		Y		N	
	Trunk Cavity	N		Y		N		N		N		N	
	Exudations	N		N		N		N		N		N	
	Weak Structure	N		N		N		N		N		N	
	Branch Cavities	N		N		N		N		N		N	
	Weak Crotches	Y		N		N		N		Y		Y	
	Twig-Branch Dieback	N		N		N		Y		N		N	
	Sparse Foliage	N		N		N		N		N		N	
	Chlorotic	N		N		N		N		N		N	
	Wilt	N		N		N		N		N		N	
	Abnormal Foliage	N		N		N		N		N		N	
	Deadwood	N		Y		Y		Y		N		Y	
	Insects-Mites Present	N		N		Y		N		N		N	
	Disease Present	N		N		N		N		N		N	
	Stress	N		N		N		N		N		N	
	Poor Form	N		N		N		N		N		N	
	Obstructions	N		N		N		N		N		N	
	Potential Hazard	N		N		N		N		N		N	
	Dead Tree	N		N		N		N		N		N	
RATING	VIGOR A-F (A, B, C, D, F)	B		B		A		B		B		A	
	HEALTH A-F	B		B		A		B		B-		A	
	AESTHETICS A-F	B		A		A		C		B-		B	
MITIGATIONS	REMOVE TREE	N		N		N		N		N		N	
	RELOCATE TREE	N		N		N		N		N		N	
	STRUCTURAL PRUNE	Y		Y		Y		Y		Y		Y	
	DEADWOOD	N		Y		Y		Y		N		Y	
	WATER-FERTILIZE	N		N		N		N		N		N	
	INSECT-DISEASE TREAT	N		N		Y		N		N		N	
	REMOVE BASAL SOIL/DEBRIS	Y		Y		Y		Y		Y		Y	
	TPZ ENCROACH	N		N		N		N		N		N	
	PROTECTIVE FENCING	N		N		N		N		N		N	
	OTHER	-	COMMENTS: Narrow columnar growth	-	COMMENTS: Suckers at base, trunk cavities on north and south sides of trunk base, burn scar on south side of trunk, bird nests in canopy, no foliage due to season	-	COMMENTS: Wound on west side of southern trunk at 2’ ,exposed root on west side, borers	-	COMMENTS: Large wound on west side of trunk where weak crotch failed, allow suckers to shade trunk	-	COMMENTS: Ants streaming up trunk, trunk scars on north side from 0-6’ ,suckers at base, unusual scaling on trunk	-	COMMENTS: Appears to be two trees that have fused together, possible fire scars on northern trunks which are mostly healed over, crowded on west side by an avocado tree
			Species: *Quercus agrifolia*		Species: *Juglans californica*		Species: *Quercus agrifolia*		Species: *Quercus agrifolia*		Species: *Quercus agrifolia*		Species: *Quercus agrifolia*

Drip Line and Canopy to Grade Measurements: Trees 652-657

LEGEND:

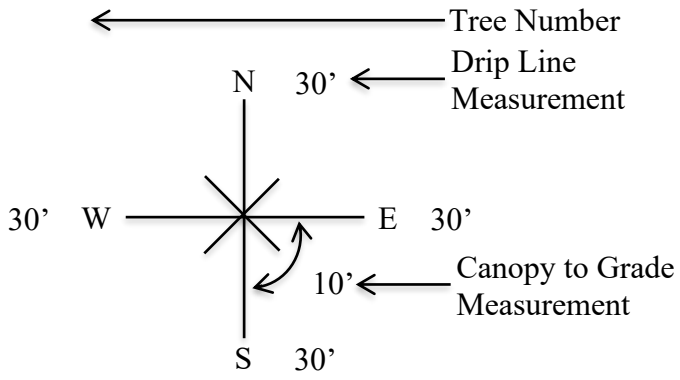

#652

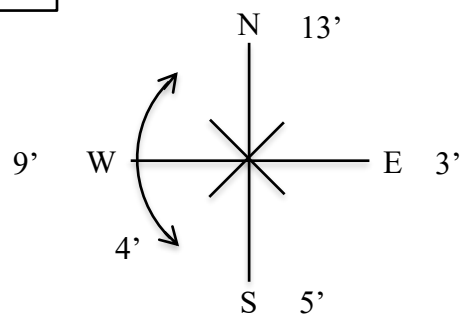

#653

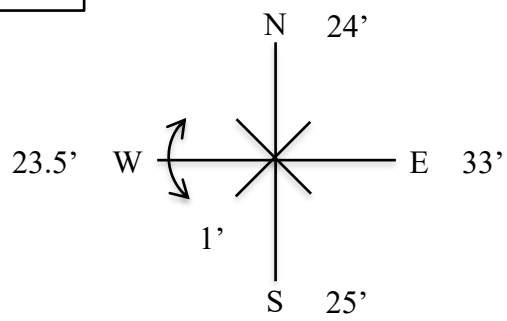

#654

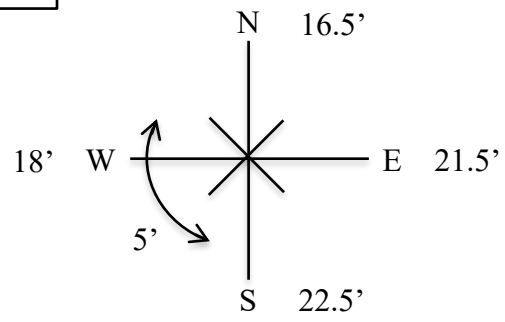

#655

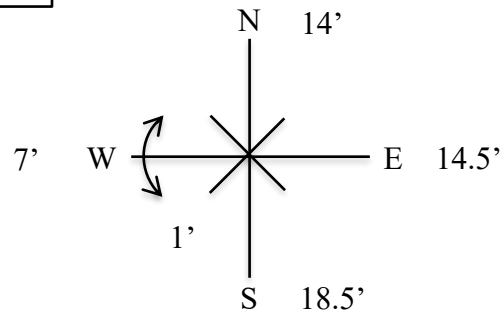

#656

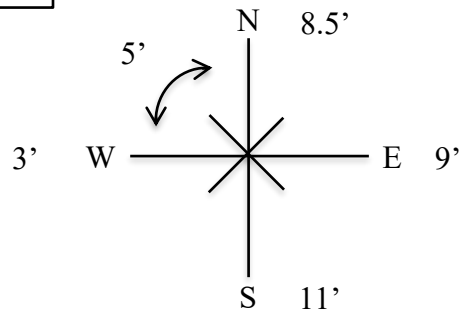

#657

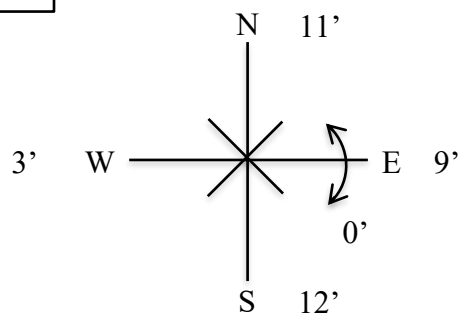

V. Individual Tree Analysis

Trees reviewed here are only the protected trees, as defined by the Ventura County Tree Protection Regulations, within the construction zone of the project. Please refer to the map on Appendix A for tree locations and the construction plan on Appendix B for tree locations with driplines and Tree Protection Zones (TPZs) as they interact with proposed plans. Trees are marked on the map and plan by their tree numbers. Photos of the trees are found in the following pages in Appendix C and may be referenced in the descriptions below. Due to the dense, crowded conditions in some areas, it may be difficult to tell which tree is being featured in a few of the photos as it was not possible to separate the tree from its neighbors.

Tree #640 [Heritage] (Deodar Cedar—*Cedrus deodara*) is one of the larger trees included in this report. Its single trunk has a 43" diameter at breast height (DBH) and stands at 59' high with a slightly larger canopy spread of 60'. It is located at the entrance to the property at the southwestern corner along N Ventura Ave. The trunk and major branches are obscured by Algerian ivy, which also grows down out of the low-branched canopy (ivy was cut for measurement clearance, but not removed from canopy or base of the trunk). The shape of this tree has been artificially sculpted by powerline clearance.

This tree is slated for removal due to construction of the south side of the driveway for the new southwest entry. No protection measures are needed.

Tree #641 [Heritage] (Silk Oak—*Grevillea robusta*) is a large double-trunked tree sitting on the western property line border just north of Tree #640. It is 31.5 feet high with a 49 foot canopy spread and a collective DBH of 59 inches. It is in crowded conditions, flanked by Deodar cedars. The trunk is buried with soil and debris and Algerian ivy is growing up the trunk and into the canopy. Weak crotches and low branches are observed. This tree is also artificially shaped by powerline clearance.

This tree is slated for removal due to construction of the north side of the driveway for the new southwest entry. No protection measures are needed.

Trees #642 [Heritage] (Deodar Cedar—*Cedrus deodara*) has six trunks comprising a 136" DBH, the largest of all trees in this report. It is the second-tallest tree at a height of 60.5' and ties for widest spread with Tree #640 at 60'. It is located north of Tree #641 along the western property line. This crowded tree has low branches (some of the branches are so low they appeared to be roots covered with ivy), deadwood, and Algerian ivy growing up its buried trunk and into the canopy. Like the previous two trees, this tree has been artificially sculpted by powerline clearance.

This tree is slated for removal due to construction plans for a walkway at the southwest entry. No protection measures are needed.

Tree #643 [Protected] (Coast Live Oak—*Quercus agrifolia*) is a relatively young, double-trunked tree with a combined 5" DBH and extremely crowded by Tree #642. It stands 20' tall with a 13.5' canopy spread. This tree displays low branches, twig-branch dieback, sparse foliage, deadwood,

and a buried trunk. As with most other trees, structural pruning, deadwooding, and removal of basal soil are recommended for this tree.

There will be a 13.5’ encroachment into the northwest side of the TPZ for the construction to take place since the tree sits so close to the proposed walkway, which will be about 1.5’ from the trunk. Hand-digging is necessary in this area as root disturbance is anticipated. Compaction may be an issue as well. Protective fencing should be placed to the extent possible.

Tree #644 [Protected] (Coast Live Oak—*Quercus agrifolia*) is another small oak, single-trunked, with a 5.5” DBH, standing 14’ in height with a spread of 15’. It is located along the western fence line, north of Tree #643. This tree has numerous concerns of which include crowding, low branches, weak crotches, twig-branch dieback, and sparse foliage. There is a dead tree resting on top of this tree, which is a contributing cause to the tree’s severe leaning posture. This tree would benefit from deadwooding, removing basal soil, and structural pruning.

This tree’s trunk will be 5’ east of the proposed walkway and the TPZ encroached upon by 10’ on the northwest side. Protected fencing is needed to the extent possible and work within the TPZ will need to be hand-dug.

Tree #645 [Protected] (Coast Live Oak—*Quercus agrifolia*) is a double-trunked tree. It stands just outside the property’s western fence, down the embankment from N Ventura Ave. It is the largest oak in this area at 13” in diameter and 26’ in height with a 20.5’ canopy. The chain-link fence has become partially embedded into the trunk, which is buried and has Algerian ivy growing up it and into the low-branched canopy. There are several branches entangled in barbed wire at the top of the fence. This tree is crowded by a row of Eucalyptus trees inside the fence to the east. To improve the health and appearance of this tree, structural pruning, deadwooding, and removal of basal soil and debris are recommended mitigations.

This tree is slated for removal due to construction plans for a walkway at the southwest entry. No protection measures are needed.

Tree #646 [Heritage] (Deodar Cedar—*Cedrus deodara*) is a large, triple-trunked tree with an 89” DBH, height of 56’, and a canopy spread of 56’. It sits within a fenced yard of an existing house at the southwestern corner of the property. There is a 3’ western branch stump which has termite galleries and should have been trimmed closer to the trunk. The tree would benefit from being structurally pruned and deadwooded.

This tree is slated for removal as it is in the center of the plans for the southwestern-most housing unit. No protection measures are needed.

Tree #647 [Protected] (Coast Live Oak—*Quercus agrifolia*), a double-trunked tree with a DBH of 4.5” and an equal spread and height of 11’, is the smallest tree included in this report. It is located along the western property line and is crowded by Eucalyptus trees to the west. There is a Eucalyptus branch resting on top of the tree and sparse foliage in the canopy.

Since this tree will be in the way of the water retention basin along the street on the west, it will require removal and is a good candidate for relocation due to its small stature, its final destination is yet to be determined.

Tree #648 [Heritage] (California [Peruvian] Pepper—*Schinus molle*) stands at 51' tall with a canopy spread of 47' and a 36" DBH. This low-branched tree is crowded by a row of Eucalyptus trees, which run along the western fence line. Well equipment on the north side of the tree is leaking water, likely contributing to the overall good health of the tree, however constant moisture could provide an optimal environment for growth of fungal disease. Recommended mitigations include structural pruning, deadwooding, and removing basal soil.

This tree is slated for removal as it is in the center of the proposed roadway near the northwestern entry. No protection measures are needed.

Tree #649 [Heritage] (Blue Gum Eucalyptus—*Eucalyptus globulus*) is the tallest tree in this report, standing at a height of 71'. It has a collective DBH of 50" between two trunks and a canopy spread measuring 34'. It is located within the fence in the northwestern corner of the property with Norway Dr to the north. There is evidence of tortoise beetle activity and a heavy blue gum galling wasp infestation. There are low branches and lots of hung-up bark shed strips stuck in the tree, especially in the narrow crotches. To improve the appearance and health of the tree, it is recommended the tree receive structural pruning, deadwooding, insect treatment, and removal of basal soil.

There is a property line on the northwest edge of the canopy that penetrates the TPZ by 2.5'. Any fencing or wall to be built on this side of the tree will require hand-digging within the TPZ and protective fencing, which may be moved during work and replaced once work concludes.

Tree #650 [Protected] (Coast Live Oak—*Quercus agrifolia*) is situated on the northern border wall of the property. It is a small, double-trunked tree standing at 16.5' high with a 13.5' canopy spread and a 7" DBH. Crowding bougainvillea grows along the border, which is 5' north of the buried trunk. The tree would benefit from structural pruning and removal of bougainvillea branches along with basal soil and debris.

This tree is flanked by the property line to the north and the proposed parking lot to the south, coming within 7.5' of the trunk at the edge of the dripline. The TPZ will also be encroached upon to the south by 7.5'. Protective fencing is required to the extent possible and any work within the TPZ will need to be hand-dug.

Tree #651 [Protected] (Coast Live Oak—*Quercus agrifolia*) is located on the eastern border of the property at the base of the slope at the north end of a small avocado grove, 15' east of the dirt road. It is 33' tall with a spread of 34' and a 17" DBH. The tree displays weak crotches, sparse foliage, and ants streaming up the trunk, which indicates homopterous pests in the canopy. Recommended interventions include structural pruning, deadwooding, removal of basal soil, and insect treatment.

No encroachment for this tree is anticipated, however protective fencing should be installed to the extent of the TPZ.

Tree #652 [Protected] (Coast Live Oak—*Quercus agrifolia*) is a single-trunked westward-leaning oak with a 9" DBH, a 33' height and a dripline 18' across. It is located on the slope in the avocado grove on the eastern border of the property. The tree displays weak crotches and narrow, columnar growth. Considerations for this tree include structural pruning and basal soil removal.

No harm from construction should come to this tree due to the requisite fencing.

Tree #653 [Heritage] (California Black Walnut—*Juglans californica*) stands on the slope in the avocado grove on the eastern property border. It is 52' tall with a collective 39" DBH from two trunks and a 56.5' spread. This low-branched canopy displays multiple bird nests with no foliage due to the season. The base of the trunk is damaged with a burn scar on the south side and trunk cavities on the north and south sides, suckers cropping up from the base. Mitigations recommended for the tree include structural pruning, deadwooding, and removing basal soil.

No encroachment of the protective fencing should be necessary.

Tree #654 [Heritage, Protected] (Coast Live Oak—*Quercus agrifolia*) is a triple-trunked tree located on the slope in the eastern avocado grove. It is the largest Coast Live Oak on the property with a combined DBH of 46.5", height of 54', and 39.5' canopy spread, qualifying it as both protected by species and heritage by size. The western side of the tree displays an exposed root and a wound on the southern trunk at 2 feet. Borers are present on the trunk. Structural pruning, deadwooding, insect treatment, and basal soil removal are recommended interventions.

No problems anticipated with protective fencing in place.

Tree #655 [Protected] (Coast Live Oak—*Quercus agrifolia*) is located just southeast of Tree #654 on the avocado grove slope. It has a 21" DBH, 47' height, and dripline width of 39.5'. There is a large wound on the west side of the trunk where a weak crotch failed, peeling down the bark. Suckers at the base should be allowed to grow to provide shade for the trunk. Twig-branch dieback is noted in the canopy. It is recommended that the tree receives structural pruning, deadwooding, and removal of basal soil.

Construction interference is not anticipated due to its location, however, fencing is required.

Tree #656 [Protected] (Coast Live Oak—*Quercus agrifolia*) has a 7.5" DBH, 25' height, and 19.5' canopy spread. It is located on the slope in the avocado grove, east of Tree #655 with which it is crowded. The double trunk displays streams of ants, scars (likely from fire) on the north side from 0-6 feet, and unusual scaling. Weak crotches are observed as well. Structural pruning and removing basal soil and debris are recommended for the health and appearance of the tree.

The TPZ will have to be fenced but there should be no need to encroach during the project.

Tree #657 [Protected] (Coast Live Oak—*Quercus agrifolia*) is a quintuple-trunked tree, standing 24' in height with an 18.5" DBH and a 23' spread. It appears to be two trees that have fused together, which is difficult to determine as the trunk is buried. There are possible fire scars on the north trunks, which are mostly healed over. This tree is crowded on the slope by an avocado tree to the west. Weak crotches are observed along trunks. Interventions recommended include structural pruning, deadwooding, and removal of basal soil.

Being high on the slope away from construction, there should be no significant issues to be concerned about. TPZ fencing required.

VI. Discussion

Several of the oaks and heritage trees are quite close to the disturbance areas, the buildings themselves, and the access roads. Due to the restrictions of the construction plans, options for alternate locations for proposed improvements are limited. As a result, six trees are being removed and one transplanted to make room for the development.

VII. Appraisals

Since this report is for a discretionary permit project, it requires the appraisal of the heritage and protected trees that will be removed for mitigation or offset purposes. The appraisals herein have been done using the *Guide for Plant Appraisal*, 9th edition put out by the Council of Tree and Landscape Appraisers, and its companion volume, *Species Classification and Group Assignment*, a publication of the Western Chapter of the International Society of Arboriculture.

There are six trees that are slated for removal, Trees #640, #641, #642, #645, #646 and #648. Five of the trees are non-native trees and have Heritage status due to their size: Deodar Cedar (*Cedrus deodara*) – 3, Silk Oak (*Grevillea robusta*) – 1, and California [Peruvian] Pepper (Sc*hinus molle*) – 1. Tree #645 is the only non-Heritage, native, protected tree slated for removal: Coast Live Oak (*Quercus agrifolia*) – 1.

There are various methods of obtaining tree valuations. For the purposes of this report, we will be using the Trunk Formula Method due to the fact that the trees are too large to be replaced by nursery stock. The Trunk Formula Method is as follows: The tree species, condition, location and size of trunk are compared with the cost of a nursery-available tree and then size-adjusted. Trunk sizes are adjusted downward for exceptionally large trees using the table on page 40 of the *Guide for Plant Appraisal*.

Tree #640 is a Deodar Cedar (*Cedrus deodara*), with a condition rating of 70% as the tree is encumbered by Algerian ivy and adjacent power lines. It has a trunk circumference of 135" from one trunk comprising a 43" diameter. It has a location rating of 70% and a species rating of 40%. The adjusted appraised trunk area is 1,273 in^2 less the replacement tree size of 33.17 in^2 equals 1,240 in^2. The Basic Tree Cost is 1,240 in^2 x the Unit Tree Cost of \$45/in^2 + the Installed Tree Cost of \$1,492.65 which equals \$57,293. The final **Appraised Value is \$11,200** or the Basic Tree Cost of \$57,293 x the Species rating of 40% x the Condition rating of 70% x the Location rating of 70%.

Tree #641 is a Silk Oak (*Grevillea robusta*), with a condition rating of 70% as the tree is crowded between two large cedar trees and adjacent power lines. It has a trunk circumference of 185" from two trunks comprising a 59" diameter. It has a location rating of 70% and a species rating of 30%. The adjusted appraised trunk area is 1,366 in^2 (531 in^2 from the 26" trunk and 835 in^2 from the 33" trunk) less the replacement tree size of 17.71 in^2 equals 1,348 in^2. The Basic Tree Cost is 1,348 in^2 x the Unit Tree Cost of \$84/in^2 + the Installed Tree Cost of \$1,487.64 which equals \$114,720. The final **Appraised Value is \$16,900** or the Basic Tree Cost of \$114,720 x the Species rating of 30% x the Condition rating of 70% x the Location rating of 70%.

Tree #642 is a Deodar Cedar (*Cedrus deodara*), with a condition rating of 75% as the tree is has many low trunks, some resting on the ground, and power line competition. It has a trunk circumference of 427" from six trunks comprising an 136" diameter. It has a location rating of 70% and a species rating of 40%. The adjusted appraised trunk area is 2,719 in^2 (1,149 in^2 from the 40" trunk, 707 in^2 from the 30" trunk, 254 in^2 from each of the two 18" trunks, 201 in^2 from the 16" trunk, and 154 in^2 from the 14" trunk) less the replacement tree size of 33.17 in^2 equals 2,686 in^2. The Basic Tree Cost is 2,686 in^2 x the Unit Tree Cost of \$45/in^2 + the Installed Tree Cost of \$1,492.65 which equals \$122,363. The final **Appraised Value is \$25,700** or the Basic Tree Cost of \$122,363 x the Species rating of 40% x the Condition rating of 75% x the Location rating of 70%.

Tree #645 is a Coast Live Oak (*Quercus agrifolia*), with a condition rating of 65% due to its encumbrance with the fence and proximity to powerlines. It has a trunk circumference of 41" from two trunks comprising a 13" diameter. It has a location rating of 70% and a species rating of 90%. The appraised trunk area is 86 in^2 (79 in^2 from the 10" trunk and 7 in^2 from the 3" trunk) less the replacement tree size of 23.75 in^2 equals 62.25 in^2. The Basic Tree Cost is 62.25 in^2 x the Unit Tree Cost of \$62/in^2 + the Installed Tree Cost of \$1,472.50 which equals \$5,332. The final **Appraised Value is \$2,180** or the Basic Tree Cost of \$5,332 x the Species rating of 90% x the Condition rating of 65% x the Location rating of 70%.

Tree #646 is a Deodar Cedar (*Cedrus deodara*), with a condition rating of 90% as the tree is in fairly good health. It has a trunk circumference of 279.5" from three trunks comprising an 89" diameter. It has a location rating of 80% and a species rating of 40%. The appraised trunk area is 2,073 in^2 (706.5 in^2 from each of the two 30" trunks and 660 in^2 from the 29" trunk) less the replacement tree size of 33.17 in^2 equals 2,040 in^2. The Basic Tree Cost is 2,040 in^2 x the Unit Tree Cost of \$45/in^2 + the Installed Tree Cost of \$1,492.65 which equals \$93,293. The final **Appraised Value is \$26,900** or the Basic Tree Cost of \$93,293 x the Species rating of 40% x the Condition rating of 90% x the Location rating of 80%.

Tree #648 is a California [Peruvian] Pepper (S*chinus molle*), with a condition rating of 75% as the tree is adjacent to well equipment and an access road. It has a trunk circumference of 113" from one trunk comprising a 36" diameter. It has a location rating of 60% and a species rating of 50%. The adjusted appraised trunk area is 974 in^2 less the replacement tree size of 23.75 in^2 equals 950.25 in^2. The Basic Tree Cost is 950.25 in^2 x the Unit Tree Cost of \$45/in^2 + the Installed Tree Cost of \$1,472.50 which equals \$44,234. The final **Appraised Value is \$10,000** or the Basic Tree Cost of \$44,234 x the Species rating of 50% x the Condition rating of 75% x the Location rating of 60%.

VIII. Mitigations

The Ventura County Tree Protection Ordinance requires the replacement of lost protected trees on a cross-sectional area basis. Thus for trees removed, the appraised trunk areas listed above must equal the cumulative area cross-section of replacement trees (species of replacement trees do not necessarily have to be the same as the species removed) or financial contributions can be made to appropriate agencies based on tree valuations or a combination of both.

Based on the requirements above, 883 protected trees or other native, drought-tolerant species would need to be added to the project to provide the offsets necessary for the protected trees being removed as they have at least a cumulative cross-sectional area at breast height of 8,491 inches square. There are six trees requiring offsets (#640, #641, #642, #645, #646 & #648) having a cumulative 8,491 square inch area (1,273+1,366+2,719+ 86+2,073+974 inches respectively). With the addition of 883 trees, this offset can be accomplished if the average trunk DBH of each tree is 3.5" (1.75^2 x 3.14 x 883 = 8,491). Since this is not practical, a combination of added trees and offset payments can be made to mitigate the loss of the six trees being removed. If only offset payments are elected, the total would come to **$92,880** ($11,200 + $16,900 + $25,700 + $2,180 + $26,900 + $10,000).

IX. Recommendations

The property owners are seeking a permit for the construction of the Ventura Ranch Farmworker Housing project and access road improvements which would require the removal of six protected trees and encroachment within the protected zones of 4 protected trees. The remaining trees should not suffer adverse impacts provided the following outlined protective measures are adhered to.

X. Tree Protection Plan

To insure that the proposed construction does not result in damage to the protected trees, the following mitigation measures should be implemented during the project:

- Temporary, protective fencing shall be installed at the limit of the tree protection zone—TPZ (5'-0" from the drip line) of each protected tree. When activities occur within the protected zone of a protected tree, the arborist or his designee will temporarily relocate the protective fencing to the limit of the disturbance so that the activities can be conducted. Upon completion, fencing will be moved back to the limit of the protected zone.
- The disturbance areas noted on plans will be observed and areas under protected zone of trees will be temporarily paved with 1" 4' by 8' sheets of plywood to reduce compaction.
- To the extent practicable, activities within the TPZ of a protected tree will be done by hand; however, mechanized equipment may be required for some activities within the protected zone of a tree. Activities performed within the TPZ of a protected tree will be under the supervision of the arborist or his designee.
- The amount of time that exhaust from mechanized equipment will pass within the protected zone of an oak or heritage tree shall be limited to one 8–hour day of exposure followed by 2–days of no exposure. On the days that the equipment is not to be used, the use of hand tools will be allowed.
- The construction area shall be watered during digging, grading, and construction to

minimize dust on the foliage of the trees.

- Protected trees shall be lightly sprayed with water to wash off dust during and after construction as needed and where possible (rain may preclude the need for this).
- Oak & heritage trees shall be protected from any material runoff into their protected zones through the use of temporary fencing and straw wattles upslope from the tree.
- All soil and debris removed from around the crown of the trunk of the trees shall be done by hand.
- Materials, equipment, or liquid contaminates shall not be stored under the TPZ of protected trees.
- In the event protected tree roots are encountered, the arborist or his designee is to be contacted immediately and construction activities in area to be halted. Cutting of oak or Heritage tree roots is prohibited. Cut, nicked, and bruised roots to be treated with fungicide.

In addition to the construction mitigations, we also recommend pruning of deadwood and dieback, thinning out of canopies (not to exceed a 15% reduction), and deep root fertilization.

XI. Conclusions

Twelve trees will require protection for the purposes of the proposed construction. Six protected trees will be removed (along with a number of unprotected trees not included in this report) and four protected trees will have encroachment into their protected zones. Trees may be added to the project and/or contributions may be made to the County tree fund to offset the removal of five Heritage trees and one protected native tree. The remaining protected trees will be minimally impacted by the project. This is due to precautions that will take place to prevent construction from happening within the protected zones of the trees. Where TPZ encroachment is necessary, hand digging will be implemented in these areas. Fencing will prevent machinery and materials from infringing on the protected zone. Trees will be watered, fertilized and treated for pests as needed to encourage health and vigor. Once construction is complete mulch will be added below the drip line to benefit the root system. If implemented as designed, no deleterious effects on the trees should arise from this project.

I certify that all the statements of fact in this report are true, complete, and correct to the best of my knowledge and belief, and that they are made in good faith.

Appendix A—Aerial Photo of the Ventura Ranch Farmworker Housing Lot with Tree Locations



Appendix B—Map of Ventura Ranch Farmworker Housing Construction Plan with Driplines & TPZs

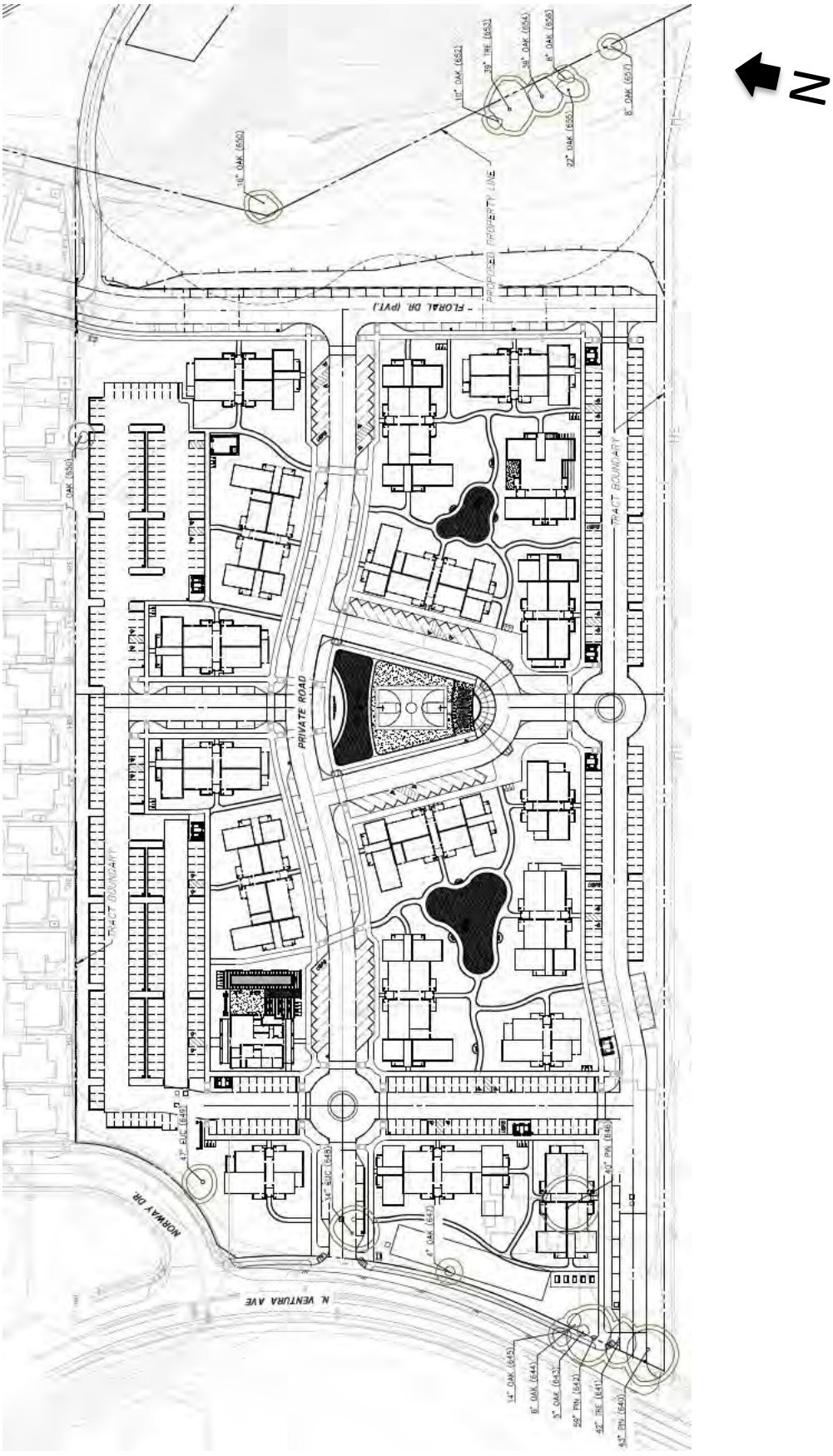

Appendix C—Photos

Tree #640



Tree #641



Tree #642



Tree #643



Tree #644



Tree #645



Tree #646



Tree #647



Tree #648



Tree #649



Tree #650



Tree #651



Tree #652



Tree #653



Tree #654



Tree #655



Tree #656



Tree #657



Rincon Consultants, Inc.
180 North Ashwood Avenue
Ventura, California 93003
805-644-4455

February 24, 2025
Project No: 24-16460

Michael Conger
Ventura County Resource Management Agency
800 South Victoria Avenue, L#1740
Ventura, California 93009
Via email: Michael.Koner@ventura.org

Subject: Review of PL23-0051, Ventura Ranch Farmworker Housing Complex ISBA dated July 22, 2024

Dear Mr. Conger:

Rincon Consultants, Inc. (Rincon) reviewed the PL23-0051 Initial Study Biological Assessment (ISBA) dated July 22, 2025 for adequacy. The following items are required for ISBA completeness:

- While the parcel boundary, proposed internal parcel boundary, grading limits, and proposed fuel modification zones are depicted on figures, proposed structures, proposed roads and road improvements, proposed utility corridors, and other proposed developments included in the project description (including walking paths, hiking trails and parking area within Parcel 4, community gardens, basketball courts, play fields, landscaping) are not depicted on figures in the ISBA. These elements should be included on figures in order to determine the full extent of biological resources impacts associated with the proposed development.
- Completed Combined Vegetation Rapid Assessment and Relevé Field Forms are required to document sensitive vegetation communities observed within the survey area (Page 38 of the Initial Study Assessment Guidelines [ISAG]). These forms shall be sent to the California Department of Fish and Wildlife (CDFW) and included in the ISBA.
- Vegetation community polygons in Figure 3 immediately north and northeast of the Parcel 3 boundary are currently merged together. The green vegetation lines that separate PC1, PC2, and PC17 currently terminate at the "Proposed Internal Parcel Boundary", and therefore the boundaries between PC1, PC2, and PC17 are not fully delineated. Figure 3 should be revised to address this inconsistency.
- During the ISBA Review Site Visit performed by Rincon Biologist Kyle Gern, Mr. Gern determined that Tree No. 3 in the ISBA (currently documented as a silk oak [*Grevillea robusta*]) is actually a blue spruce (*Picea pungens*) tree. In addition, Mr. Gern documented five additional County-protected trees within the grading footprint, including two coast live oaks (*Quercus agrifolia*), two canary island date palms (*Phoenix canariensis*), and one blue gum eucalyptus (*Eucalyptus globulus*). Consistent with the ISBA Guidelines, if impacts to County-protected trees will occur as part of the project, an arborist survey and report should be prepared and submitted to the County.
- The following special status species are documented in the CDFW California Natural Diversity Database (CNDDB) within five miles of the project site, but are not included in the special-status species table on Page 25 of the ISBA. The ISBA should be revised to evaluate the potential for occurrence of the following species, and include mitigation measures if it is determined that any of the species have the potential to be impacted by the project:

  - pallid bat (*Antrozous pallidus*; Occurrence Number [No.] 311)
  - Mexican long-tongued bat (*Choeronycteris mexicana*; Occurrence No. 13)
  - western mastiff bat (*Eumops perotis californicus*; Occurrence No. 93)
  - coastal California gnatcatcher (*Polioptila californica californica*; Occurrence No. 990)
  - monarch - California overwintering population (*Danaus plexippus* pop. 1; Occurrence No.'s 294, 167, 166, 165, 434)
  - California legless lizard (*Anniella* sp. 1; Occurrence No.'s 3, 36, 37)
  - coastal whiptail (*Aspidoscelis tigris stejnegeri*; Occurrence No. 93)
  - western snowy plover (*Charadrius nivosus nivosus*; Occurrence No. 42)
- Please include all wildlife barriers on project figures. Currently there are no mapped wildlife barriers, but they are described on Page 30 of the ISBA.

Please contact Kyle Gern at 805-844-1492 if you have any questions.

Sincerely,
Rincon Consultants, Inc.

Kyle Gern
Senior Biologist
kgern@rinconconsultants.com

Robin Murray
Supervising Biologist
rmurray@rinconconsultants.com

Appendix E

Historical Resources Assessment

Rincon Consultants, Inc.
180 North Ashwood Avenue
Ventura, California 93003
805-644-4455

April 15, 2025
Project No: 24-16460

Michael Conger, Senior Planner County of Ventura
Planning Division #1740
800 South Victoria Avenue
Ventura, California 93009
Via email: Michael.Conger@ventura.org

Subject: Historical Resources Assessment for the Ventura Ranch Farmworker Housing Complex Project in Unincorporated Ventura County, California

Dear Ms. Butler:

The County of Ventura (County) retained Rincon Consultants, Inc. (Rincon) to prepare this historical resources assessment in support of the Ventura Ranch Farmworker Housing Complex Project (project), located in unincorporated Ventura County, California. This letter report documents the methods and results of the tasks conducted by Rincon as part of the assessment, including a site visit, research, and evaluation of one property for historical resources eligibility. All work was completed in accordance with the California Environmental Quality Act (CEQA) and local regulations, including the County's *Initial Study Assessment Guidelines*.

Rincon Cultural Resources Principal Shannon Carmack, provided management oversight for this historical resources assessment. Senior Architectural Historian Rachel Perzel, MA, conducted the field survey and archival research and provided management oversight. Architectural Historian James Williams, MA, conducted archival research and is the primary author of this letter report. All of the professionals noted above meet the Secretary of the Interior's Professional Qualifications Standards for history and architectural history (National Park Service 2025). Geographic Information Systems Analyst Abby Robles prepared the figures found in this report. Ms. Carmack and Ms. Perzel reviewed this letter report for quality control.

Project Site and Description

The approximately 83-acre project site is located north of Floral Drive and east of North Ventura Avenue (Assessor's Parcel Numbers [APNs] 063-0-110-065, -035, -090, and -145), in unincorporated Ventura County. Roughly 3.62 miles north of the City of Ventura, the project site is within the City's sphere of influence. It currently contains primarily undeveloped open space and minimal remnants of orchard trees on multiple properties. However, a developed area in the west of the project site in proximity to north Ventura Avenue includes a single-family residence, several outbuildings, and other associated built features; the orchard once located on the property has been almost entirely removed. Single-family residential uses and open space are located to the north, with undeveloped open space to the east, single-family and agricultural uses to the south, and Highway 33 to the west, across from which is vacant industrial land. Attachment 1, Figure 1 shows the regional project site location, and Figure 2 shows a more detailed view of the project site.

The proposed project involves the demolition of the existing residential and agricultural buildings located on APN 063-0-110-065-090 (4884 North Ventura Avenue, subject property) and the subdivision of the property into four parcels: two parcels totaling 19.6-acres that would be developed into an affordable housing complex, an approximately 53-acre conservation parcel that would remain

open space, a 10-acre private agricultural parcel for continued agricultural production. The proposed parcels are illustrated in the Tentative Parcel Map shown in Attachment 1, Figure 3.

The project would include 328 residential units within 18 buildings, developed in two phases. Phase 1 would consist of 180 units within 10 residential buildings on 10.12-acres. Phase 2 would consist of 148 units within eight residential buildings on 9.47-acres. The development would also include one free standing community center, a second community center within one of the residential buildings, two maintenance buildings, and eight trash enclosures. Residential amenities would include play fields, a teen/adult recreation amenity, playground equipment, a community garden, walking paths, and electric vehicle charging stations. The proposed project would feature a community center with an active area in the northwestern corner, a playground for children aged five to twelve in the southeastern corner, another playground for children aged two to five in the southeastern corner, and a central green recreation plaza located near the heart of the residential site. In addition, 2.62 miles of trails and a parking area with 12 parking spaces would be added to the conservation parcel and would be available for public use.

The proposed buildings would feature a combination of one, two and three stories, with a maximum height of 35 feet. The proposed buildings would be designed in a modern Spanish Colonial style with tile roofing, dark vinyl windows, beige cement plaster, dark brown gutters and downspouts, light brown beams, rafter tails and doors, and decorative tiles. Attachment 1, Figure 4 depicts the conceptual site plan.

Methods

Background and Archival Research

Rincon completed background and archival research in support of this assessment throughout February, March, and April 2025. A variety of primary and secondary source materials were consulted. Sources included, but were not limited to, historical maps, aerial photographs, and written histories of the area. The following sources, in addition to those listed in the *References* section, were utilized to develop an understanding of the project site and its context:

- Ventura County Assessor's Office
- Probate court and deed documents provided by the County of Ventura
- Historical aerial photographs accessed via NETR Online
- Historical aerial photographs accessed via University of California, Santa Barbara Library FrameFinder
- Sanborn Fire Insurance Company Maps accessed through the Los Angeles County Public Library
- Historical USGS topographic maps
- County of Ventura Building Permits accessed via the County of Ventura Building and Safety Division]
- Historical city directories obtained via Environmental Risk Information Services (Environmental Risk Services [ERIS] 2025)
- Historical newspaper clippings obtained from Newspapers.com and the California Digital Newspaper Collection
- Various historical records via Ancestry.com
- Various historical records at the Ventura County Museum

- Various documents on the Ventura County Genealogical Society web site
- Previously prepared California Department of Parks 523 series forms (DPR forms) for 4884 North Ventura Avenue, provided by the County of Ventura (Bischoff 2024)

Field Survey

Rincon Senior Architectural Historian Rachel Perzel, MA, conducted a built environment survey of the project site on February 20, 2025. Built environment resources within the project site, including buildings, structures, and associated agricultural and landscape elements, were visually inspected. Pursuant to California Office of Historic Preservation (OHP) Guidelines (California OHP 1995), properties over 45 years of age were recorded on California Department of Parks 523 series forms (DPR forms) and evaluated for inclusion in the National Register of Historic Places (NRHP), the California Register of Historical Resources (CRHR), and for local designation as a Ventura County Landmark, Structure of Merit, and Point of Interest. During the survey, the overall condition and integrity of these resources were documented and assessed. Site characteristics and conditions were documented using notes and digital photographs which are maintained at our Rincon Ventura office. Rincon did not complete an archaeological survey as part of the current analysis.

Historical Context

The following historical context is presented to support the historical resources evaluation included in the *Findings* section.

COUNTY OF VENTURA

The area that is now Ventura was missionized in 1782, with the founding of San Buenaventura, which became a secularized parish in 1836 (California Mission Resource Center 2019). The townsite of San Buenaventura (referred to as Ventura following 1889) was first laid out by Jose Arnaz in 1848 and became an official town when its post office was established in 1864. The city was incorporated by an act of state legislature in 1866. During this early period, the community was primarily accessible via ship and development was clustered in the vicinity of (and north and west of) the mission. In 1868, a stagecoach line was established through the area, followed by the completion of the transcontinental railroad in 1869. After these developments, San Buenaventura's downtown area became denser and diversified to include varying ethnic backgrounds, including Italian, French, German/Austrian and Chinese, many of whom established commercial enterprises (Historic Resources Group 2007).

In 1873, Ventura County was created from Santa Barbara County, comprising over 1,000,000 acres of land along the coast (Gidney et al. 1917). After its creation, hundreds of people moved to the area, and development such as the construction of a new schoolhouse and a county courthouse began to take shape. The construction of a wharf was the first large-scale infrastructural improvement undertaken in the city and county of Ventura. Construction began in 1872 and was completed the following year (January 1, 1873), spurring economic growth in the city and surrounding region. At the time of its construction, the wharf in Ventura was the longest wooden wharf in California (City of Ventura n.d.). Its presence not only increased the city's general accessibility but perhaps more importantly, it provided much needed shipping options for the county's already established and growing agricultural economy, including the lumber and oil industries (Historic Resources Group 2007, Triem 1982). The surrounding area north of the city developed as agricultural land during this period with only a few large Victorian farmhouses constructed in association with the fields.

Following the turn of the century, the city of Ventura greatly expanded its geographic boundaries. During this period, significant portions of recently annexed land remained in use for agricultural purposes and commercial and residential development in the downtown area persisted. North of the city, oil was discovered along the hills and large oil fields were constructed by locals and national oil companies (Historic Resources Group 2007). A significant strike by Shell Oil in 1921 ushered in exponential growth in both the city and the county and expansive residential development took place. This development occurred throughout the county but particularly surrounding the oil fields. Within the area surrounding the project site, small residential developments popped up to house oil workers and their families, replacing some of the agricultural fields. While growth slowed during the Depression and lead up to World War II, the postwar period ushered in tremendous growth. With greater reliance on the automobile, the city expanded east of downtown. In September 1962, U.S. Highway 101 was constructed, trending east-west along the ocean, with Highway 33 and 126 constructed in the same decade (Historic Resources Group 2007). Highway 33 replaced North Ventura Avenue as the main connector between Ventura and Ojai. During this period, some agricultural properties in the area surrounding the project site were sub-divided for small residential tracts, commercial buildings along Ventura Avenue, and the Pepsi Bottling Plant. Despite the development of the latter half of the twentieth century, the area continues to retain a substantially rural character.

Findings

The following section summarizes the results of all background research and fieldwork as they pertain to built environment resources that may qualify as historical resources. The field work and background research resulted in the identification of one historic-age property within the project site: the subject property, 4884 North Ventura Avenue (Attachment 1, Figure 5). This property was recorded and evaluated for historical resources eligibility on DPR series 523 forms, which are included in Attachment 2 and summarized below.

4884 North Ventura Avenue

Physical Description

The subject property consists of a single-family residence, detached garage, shed, barn, and shipping container building situated on an 18.24-acre agricultural property. The residence, garage, and shed form a cluster of buildings situated near the property's southwest corner and western boundary, which fronts North Ventura Avenue. Southeast of the residential complex is the barn, and further east is the shipping container building.

The residence, which exhibits elements of the Ranch style, rises one story from a U-plan and concrete perimeter foundation to culminate in a cross-gabled roof with wide overhangs and composition shingles (Attachment 1, Figure 6,Figure 7, Figure 8). Its wood-frame structural system is clad principally in horizontal wood lap siding, with vertical planks with scalloped ends featured in the gable ends. Entrances are located on the south (front) and north elevations. The front entrance is sheltered by a broad extension of the eave and features a solid wood front door. Secondary entrances feature wood and sliding glass doors. Windows generally feature non-original, horizontally sliding vinyl sashes in varying sizes; however, two original octagonal fixed windows with textured glass panes flank the front door. Additional details include the wide front porch with brick steps and flooring, modestly shaped fascia on the gable ends, a fieldstone clad internal chimney, a walled in rear patio, and a breezeway connecting the residence to the garage, adjacent to the east. Immediately behind the residence, there

is a fieldstone-paved court, around which the garage and shed are also situated. The house is in good condition and appears to generally retain integrity to its original construction.

The detached garage shares many of the architectural qualities of the residence, including compact, one-story massing; a gabled roof with wide overhangs and shaped fascia; and horizontal and vertical wood exterior wall cladding (Attachment 1,Figure 9). A non-original metal roll-up garage door opens to the south, accessing an asphalt paved driveway.

The shed is a one-story, rectangular-planned building facing the north side of the court (Attachment 1, Figure 10). It is capped with a corrugated-metal-clad, side-gabled roof, which extends broadly to the west to shelter an open area accounting for approximately one half of the building's total footprint. Siding consists of vertical wood planks, and a vertical-wood-plank door opens on the south elevation.

The barn is located approximately 150 feet southeast of the residence (Attachment 1, Figure 11). It is a utilitarian building with an irregular footprint, concrete foundation, and a gabled and pent roof with corrugated metal cladding. Exterior walls are clad in T1-11 siding. Located on multiple elevations, entrances are accessed via non-original roll-up metal doors. Livestock pens are located immediately east and west of the building.

Located approximately 60 feet northeast of the barn is the shipping container building consisting of three adjoining steel shipping containers (Attachment 1, Figure 12). On the west elevation, one of the shipping containers was modified to include unpainted wood-plank siding, a trio of large 3-over-3 wood-sash casement windows, and a wood door with diamond glazing. Other modifications include a side door, air conditioning unit, and circuit breaker box on the west elevation.

Landscaping in the vicinity of the residential complex consists primarily of a large front lawn and mature trees, including a row of trees lining the property's Ventura Avenue frontage. Much of the remainder of the property is occupied by a large, open agricultural field (Attachment 1, Figure 13). Although the parcel was historically planted as an orchard, nearly all the orchard trees have been removed from the property. A row of mature trees forms a windbreak along the property's North Ventura Avenue frontage, while a modern oil pumpjack is located along the private drive, near the southwest corner of the property.

PROPERTY HISTORY

The subject property was likely used for agriculture by sometime around the turn of the twentieth century. This is suggested by the 1904 edition of the USGS *Ventura, CA* topographical map, which shows the subject property without any buildings or structures and the area surrounding the property characterized by scattered buildings located along North Ventura Boulevard in a pattern suggestive of moderately sized farms (USGS 2025). The earliest property owners confirmed in research for this study, were Mae and Henry Goldstone who held a one-half interest in the property as mortgagees, with mortgagor Morris Cohn owning the other half, as listed in an 1898 newspaper item (Ventura Weekly Post and Democrat 1898).

The research conducted in support of this assessment did not find any information of consequence regarding Mae and Henry Goldstone. Maps included in the *Historical Atlas of Ventura County* suggest that Morris Cohn owned the subject property outright by 1912 (Alexander 1912). Cohn, who was notable as one of the earliest Jewish residents of Ventura County was most closely associated with the Saticoy area, where he established a general store in the 1870s (San Buenaventura Research Associates 2014). After his death in 1915, the subject property was among 15 pieces of real estate in Ventura, Los Angeles, and San Francisco counties he passed to his wife Emilie (California Superior Court 1916). In 1926, Emilie's heirs Annie Feder and Emile Kahn inherited the property jointly, with Feder as the sole trustee (California Superior Court 1926). A historical aerial photograph taken in 1939

shows a residence (no longer extant) was present at the southwest corner of the property, with an orchard occupying the rear half of the property at the time (UCSB 1939).

In 1943, Feder sold the property to Harold A. and Jeanette (née Righetti) Barnard. The Barnard family's roots in Ventura County go back to 1868, when Austin Denny Barnard, Sr. and Sarah E. Barnard relocated their family to the area from Oregon (Storke 1891) In addition to business interests in ranching, real estate, and lumber, the Barnard family was responsible for discovering oil in the Ventura Avenue area around 1885 and indirectly precipitating the exploration that led to Ventura oil boom of the 1920s (Storke 1891, Galvin Preservation Associates 2011). However, whatever the potential significance of the Barnard family in the context of the early Anglo-American development of the area, the research conducted for this assessment did not indicate the family had any direct associations with the subject property prior to Harold and Jeanette's acquisition of it in 1943, well after the early period of Anglo-American development, when the Barnard family first established their importance in local business.

Historical aerial photographs show that by 1945, Harold and Jeanette Barnard had demolished the residence located at the southwest corner of the property (UCSB 1939, 1945). Circa 1959, the Barnards constructed the existing residence, shed, and detached garage in the same location as the previous house, in addition to building the existing barn in its current location (NETR Online 2025). By 1967, the house, shed, and detached garage were relocated approximately 200 feet to the northeast to their present location, while the barn remained in its current location (NETR Online 2025). A review of historical aerial photographs suggests the relocation was completed in conjunction with the construction of Highway 33 and the associated realignment of North Ventura Avenue; aerial photographs show that to accommodate an underpass a bend was constructed on North Ventura Avenue that routed the road through what was previously the west end of the Barnard's property, where the residence was originally sited (NETR Online 2025).

A lifelong resident of the Ventura area, Harold Barnard died in 1972 (Ventura County Star 1972). Historical building permits for the property show Jeanette remained an occupant and/or owner of the property until at least as recently as 1982 (County of Ventura Building and Safety Division 1982). Historical city directories list Robert Barnard at the address from 1980 to 2003. Other individuals and entities associated with the address include Dean Vandset, Jack Vadset, and Finch Farms (ERIS 2025; County of Ventura Building and Safety Division 2004). The shipping container building was placed on the property sometime after 2022, and circa 2023, nearly all orchard trees on the property were removed from the property, leaving a few rows of trees at the far east end of the parcel (NETR Online 2025, Google Earth 2025).

HISTORICAL RESOURCES EVALUATION

The subject property was previously recorded in 2024 by Wayne Bischoff of Envicom (Bischoff 2024). The 2024 record categorizes the property as a Traditional Ranch-style residence and concludes that the property lacks sufficient architectural quality for listing in the CRHR. The evaluation does not address all built environment features on the property, nor does it specify any CRHR criteria or present an evaluation for eligibility for inclusion in the NRHR or for local designation in Ventura County.

The following significance evaluation is the result of the site survey and archival research conducted by Rincon in 2025. As a result of the current assessment, the subject property is recommended ineligible for listing in the NRHP or CRHR or for designation as a County of Ventura Landmark, Structure of Merit, or Point of Interest.

The subject property is located in a historically agricultural area in unincorporated Ventura. Although the property has served as a farm-residence since at least the 1930s, and possibly since the turn of the century, all extant buildings currently on the property date to between circa 1959 and circa 2023.

Research for this study found no evidence that agriculture in this area during the mid-twentieth century was part of any important historical pattern. As such, the property's associations with Ventura-area agriculture are not historically significant. The current assessment did not indicate that the subject property may be associated with any other potentially significant trends or events. It is therefore recommended ineligible for listing in the NRHP under Criterion A, the CRHR under Criterion 1, and as a Ventura County Landmark under Criterion 1.

Research conducted for the current assessment found the subject property was previously owned by three families associated with late-nineteenth-century Anglo-American development in Ventura County, the Goldstones, Cohns, and Barnards. Research for this study did not find Mae and Henry Goldstone possess demonstrably important historical contributions, and in any case, are not associated with any built environment element remaining on the property. Although Morris Cohn may be significant as an early and accomplished member of Ventura County's Jewish community, his arguably significant business activities were rooted in the Saticoy area. Furthermore, the subject property was but one among many he acquired throughout the state of California and is not known to have been of particular significance to his contributions as a settler or businessman. Additionally, although the Barnard family may have made significant contributions to local history in areas including ranching, lumber, and oil extraction, such contributions were made in the late nineteenth century, predating Harold and Jeanette Barnard's ownership of the property and the construction in circa 1959 of the extant historic-age built environment features. Moreover, research for this study did not find that Harold and Jeanette, despite their family's accomplishments, made any notable historical contributions. Research for this study found no evidence that any other owner or occupant of the property has made significant historical contributions to the county, region, state, or nation. Therefore, the subject property is recommended ineligible for listing in the NRHP under Criterion B, the CRHR under Criterion 2, and as a Ventura County Landmark under Criterion 2.

Architecturally, the subject property consists of a Ranch-style residence and three additional buildings constructed in the 1950s, in addition to the shipping container building constructed circa 2022. Although the residence exhibits several character-defining features of the Ranch style, such as an asymmetrical composition, gabled roof, and exposed rafter tails, it is not distinguished by any of its elements or its overall design and construction; rather, it is a relatively ordinary example of the style. The remaining buildings on the property are of undistinguished, functional design and are typical of residential and agricultural ancillary buildings found throughout the state. The property as a whole is also not significant as an example as a farm-residence property; it is not notable for its planning and suffers a lack of design integrity due to the loss of the historical orchard trees. Therefore, the property does not embody the distinctive characteristics of a type, period or method of construction, or represent the work of a master, or possess high artistic values, or represent a significant and distinguishable entity whose components may lack individual distinction. It is therefore recommended ineligible for listing in the NRHP under Criterion C, the CRHR under Criterion 3, and as a Ventura County Landmark under Criterion 3.

The history of agriculture in Ventura is well-documented in secondary-source literature, and the subject property is unlikely to yield information pertaining to the subject. It is therefore recommended ineligible for listing in the under NRHP Criterion D, the CRHR under Criterion 4, and as a Ventura County Landmark under Criterion 4).

Based on the analysis above, the subject property is also recommended ineligible as a Ventura County Structure of Merit or Point of Interest. Specifically, it does not meet Structure of Merit requirements because, although it retains integrity (Criterion 3), it is not a site of historical, architectural, community, or aesthetic merit (Criterion 1) or a Board of Supervisors-approved surveyed site with a National Register status code of 1 through 5 (Criterion 2). Finally, the subject property does not qualify as a Point of Interest because it is not the site of a building, structure or object that no longer exists, but

was associated with historic events, important persons, or embodied a distinctive character or architectural style (Criterion 1); or a site that has historical significance, but has been altered to the extent that the integrity of the original workmanship, materials, or style has been substantially compromised (Criterion 2); or the site of a historic event which has no distinguishable characteristics other than that a historic event occurred at that site, and the site is not of sufficient historical significance to justify the establishment of a Landmark (Criterion 3).

Conclusions and Recommendations

Historical Built Environment Resources

This assessment identified one built-environment historical resource within the project site, 4884 North Ventura Avenue. As a result of the current study, the property is recommended ineligible for listing in the NRHP, CRHR, and for designation as a Ventura County of Ventura Landmark, Structure of Merit, or Point of Interest. As such, the property is not considered a historical resource pursuant to CEQA and its demolition would result in ***no impact to historical resources*** pursuant to CEQA.

Should you have any questions concerning this study, please do not hesitate to contact the undersigned at 805-946-1931 or jwilliams@rinconconsultants.com.

Sincerely,
Rincon Consultants, Inc.

James Williams, MA
Architectural Historian

Shannon Carmack
Architectural Historian/Principal

Attachments

Attachment 1 Figures

Attachment 2 California Department of Parks and Recreation 523 Forms

References

Alexander, W.E.

1912 *Historical Atlas of Ventura County*. Accessed via Ventura County Genealogical Society web site. https://venturacogensoc.com/files/HistoricalAtlasVenturaCounty.pdf, accessed March 2025.

Bancroft, Hubert Howe

1885 *History of California, Volume III: 1825-1840*. A.L. Bancroft & Co. San Francisco, California.

Bean, Walton

1968 *California: An Interpretive History*. McGraw-Hill Book Company. San Francisco, California.

Bischoff, Wayne

2024 California Department of Parks and Recreation Series 523 Forms: 4884 North Ventura Avenue, Ventura California. Record on file at Rincon Consultants, Ventura, California.

California Mission Resource Center

2019 San Buenaventura Mission. Electronic resource. https://missionscalifornia.com/san-buenaventura-mission. Accessed April 8, 2021.

California Office of Historic Preservation (OHP)

1995 Instructions for Recording Historical Resources. https://ohp.parks.ca.gov/pages/1054/files/manual95.pdf, accessed April 2025.

California Superior Court

1916 No. 19, 286; Department No. 9. Oder Settling First and Final Account of Executrix and Decree of Distribution.

1926 No. 38089. Department 10. Order Settling First and Final Account and Decree of Distribution.

Cole, Alexandra

1999 Santa Barbara Waterfront Historic Context. Prepared by Preservation Planning Associates. Prepared for the City of Santa Barbara Community Development Department, Planning Division.

County of Ventura, Building and Safety Division

Var. Building permits for 4884 North Ventura Avenue, Ventura, California.

Dumke, Glenn S.

1944 *The Boom of the Eighties in Southern California*. Huntington Library Publications. San Marino, California.

Environmental Risk Information Services (ERIS)

2025 ERIS City Directories. RE: City Directory Research 4884 North Ventura Avenue Ventura, CA 93001. January 31, 2024. On file at Rincon Consultants, Ventura, California.

Franks, Kenny Arthur and Paul F. Lambert

1985 *Early California Oil*. Texas A&M University Press. College Station, Texas.

Gidney, Charles Montville, Benjamin Brooks, and Edwin M. Sheridan

1917 *History of Santa Barbara, San Luis Obispo, and Ventura Counties, California*. Lewis Publishing.

Graffy, Neal

2010 *Historic Santa Barbara: An Illustrated History*. Historical Publishing Network. San Antonio, Texas.

Guinn, J.M.

1977 *Los Angeles: Biography of a City*. University of California Press. Los Angeles, California.

Gumprecht, Blake

1999 The Los Angeles River: Its Life, Death, and Possible Rebirth. The Johns Hopkins University Press. Baltimore, Maryland.

Historic Resources Group

2007 Historic Resources Survey Update-City of Ventura, California-Downtown Specific Plan Area. April.

Livingston, M.M.

1914 "The Earliest Spanish Land Grants in California", Annual Publication of the Historical Society of Southern California, vol. 9, no. 3, pp. 195-199. Historical Society of Southern California.

National Park Service

2025 Article: Secretary of the Interior's Standards and Guidelines for Archeology and Historic Preservation: Professional Qualifications Standards. https://www.nps.gov/articles/sec-standards-prof-quals.htm, accessed April 2025.

Nationwide Environmental Title Research (NETER) Online

2025 HistoricAerials [historical aerial photograph viewer]. Historical aerial photographs of the project site and vicinity. www.historicaerials.com/viewer, accessed February 2025.

Nevin, David

1978 The Old West: The Mexican War. Time-Life Books. Alexandria, Virginia.

Rolle, Andrew

1987 *California: A History*. Fourth Edition. Harlan Davidson, Inc. Arlington Heights, Illinois.

San Buenaventura Research Associates

2014 Historic Context Statement and Reconnaissance Survey for the Eastern Oxnard Plain of Ventura County, CA. Prepared for the County of Ventura Planning Division. December 2014.

San Francisco, City and County of

1943 Grant Deed for Lot 10 of Tract "B" of the Rancho Canada Larga as per map thereof recorded in Book 1, Miscellaneous Records at page 202.

Shumway, Burges McK.

2007 *California Ranchos*. Wildside Press, LLC. Los Angeles, California.

Sperry, Russell B.

2006 History of the Santa Paula Branch. Electronic document. http://www.scrvrhs.com/branch.htm , accessed April 2025.

Storke, Yda Addis

1891 *A Memorial and Biographical History of the Counties of Santa Barbara, San Luis Obispo and Ventura, California*. Obtained via Ventura County Genealogical Society web site. https://venturacogensoc.org/wp-content/uploads/2021/03/Ventura-County-Genealogical-Society-Hist-Storke-Bio-B.html, accessed March 2025.

United States Geological Survey (USGS)

2025 Get Maps: topoView [historical topographical map viewer]: Historical topographical maps of the project site and vicinity. https://ngmdb.usgs.gov/topoview/viewer/#4/40.01/-100.06, accessed February 2025.

University of California Santa Barbara (UCSB)

1939 FrameFinder [historical aerial photograph data base. Flight C-5609, Frame 48. https://mil.library.ucsb.edu/ap_indexes/FrameFinder/, accessed February 2025.

1945 FrameFinder [historical aerial photograph data base. Flight C-9800 Frame 8-767. https://mil.library.ucsb.edu/ap_indexes/FrameFinder/, accessed February 2025.

Ventura County Star

1972 “Harold Barnard.” https://www.newspapers.com/image/926771883/?match=1&terms=%224884%20ventura%22, accessed February 2025.

Workman, Boyle

1935 The City that Grew: As Told by Caroline Walker. The Southland Publishing Co. Los Angeles, California.

Attachment 1

Figures and Photographs

Figure 1 Project Location



Imagery provided by Esri and its licensors © 2025.

24-16460 EPS
Fig 1 Regional Location

Project Location

N

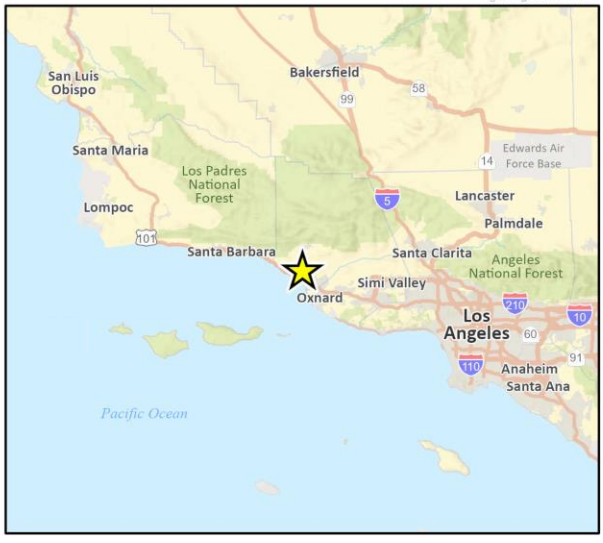

Figure 2 Project Site[1]

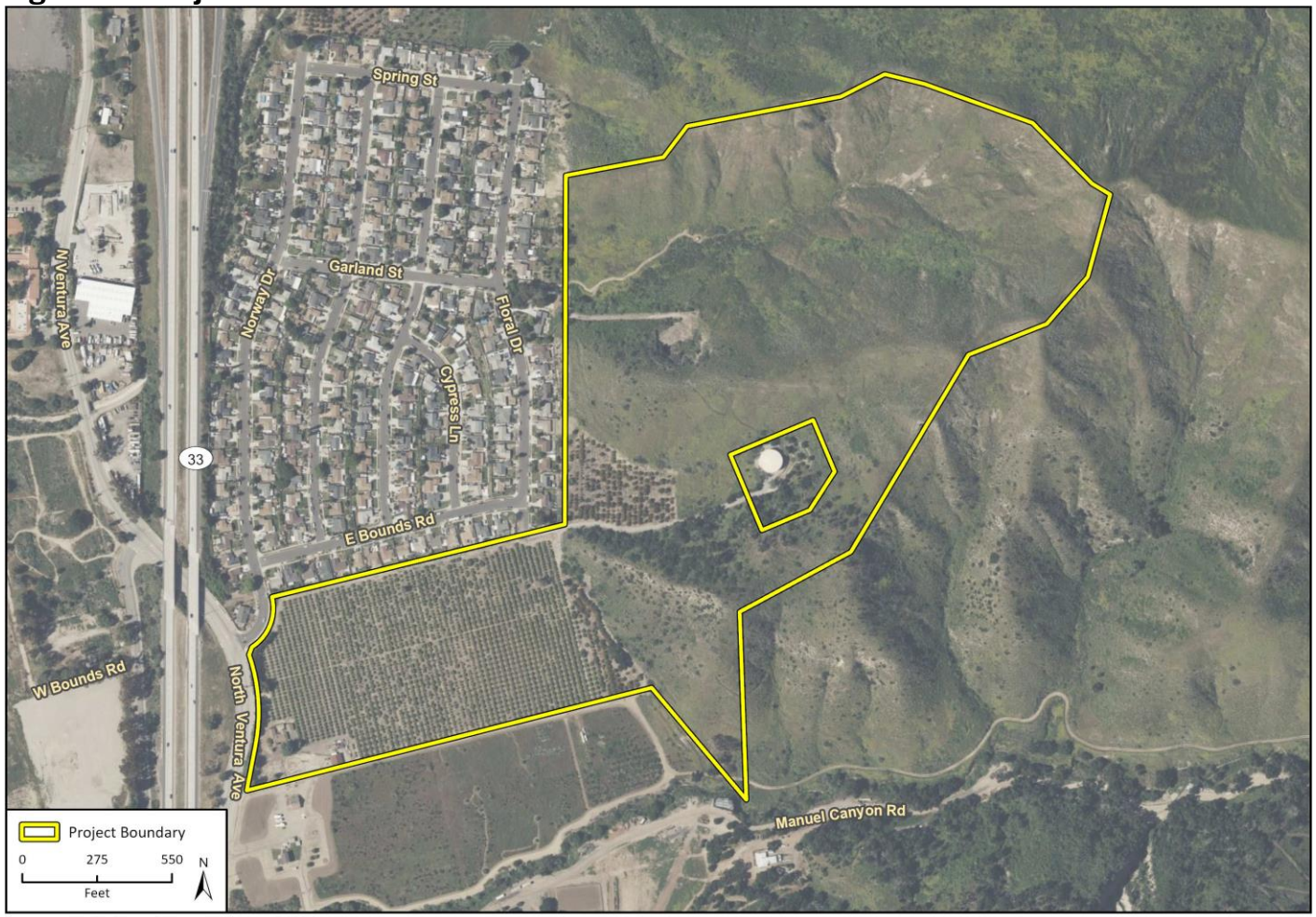

[1] Although orchard trees are depicted in the satellite imagery this figure, more recent imagery and the field survey for this study confirmed that, except for a few sections in the central part of the project site, the orchard trees were removed from the project site circa 2023.

Figure 3 Proposed Tentative Parcel Map

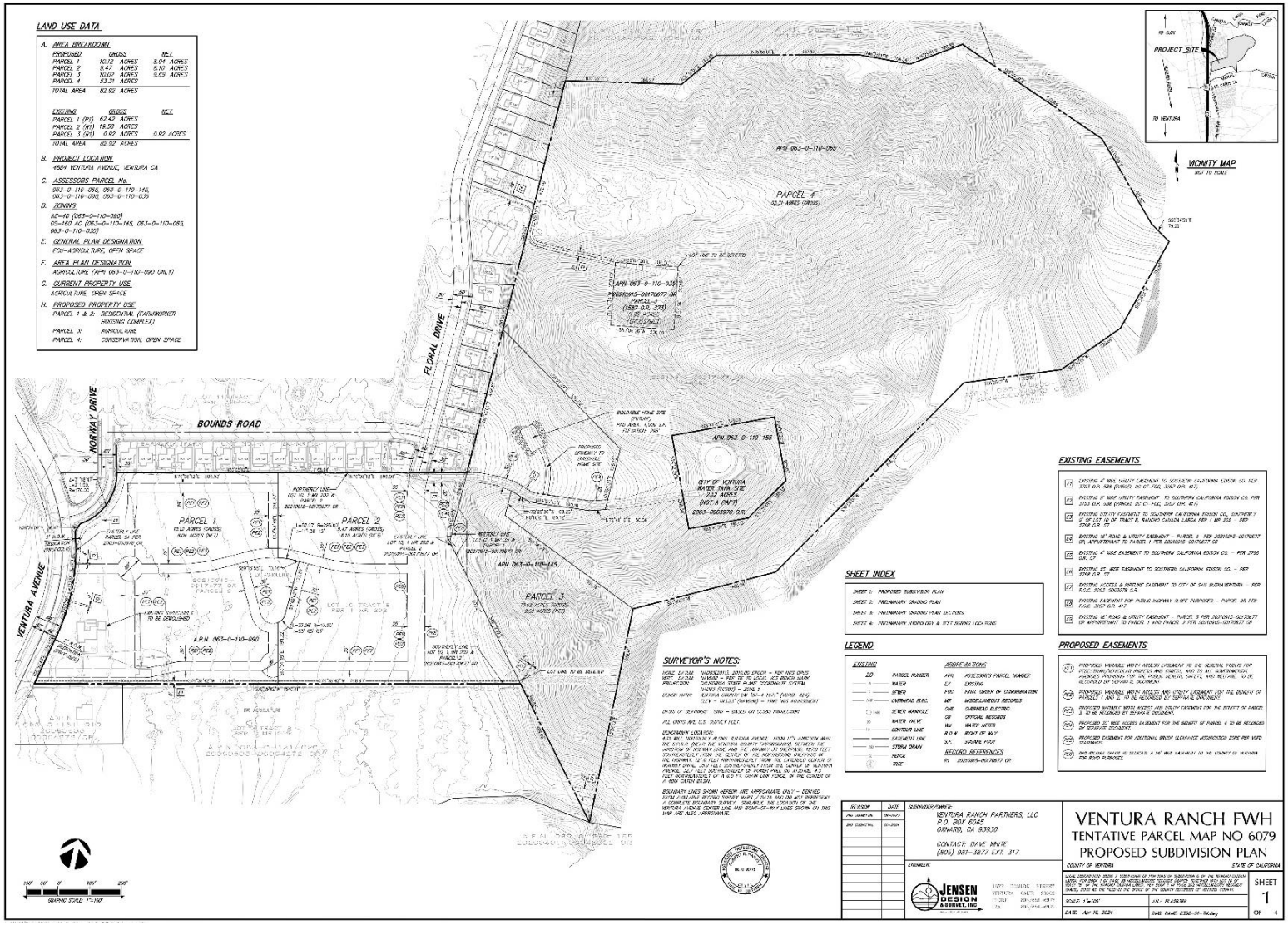

Figure 4 Conceptual Site Plan, Housing Complex

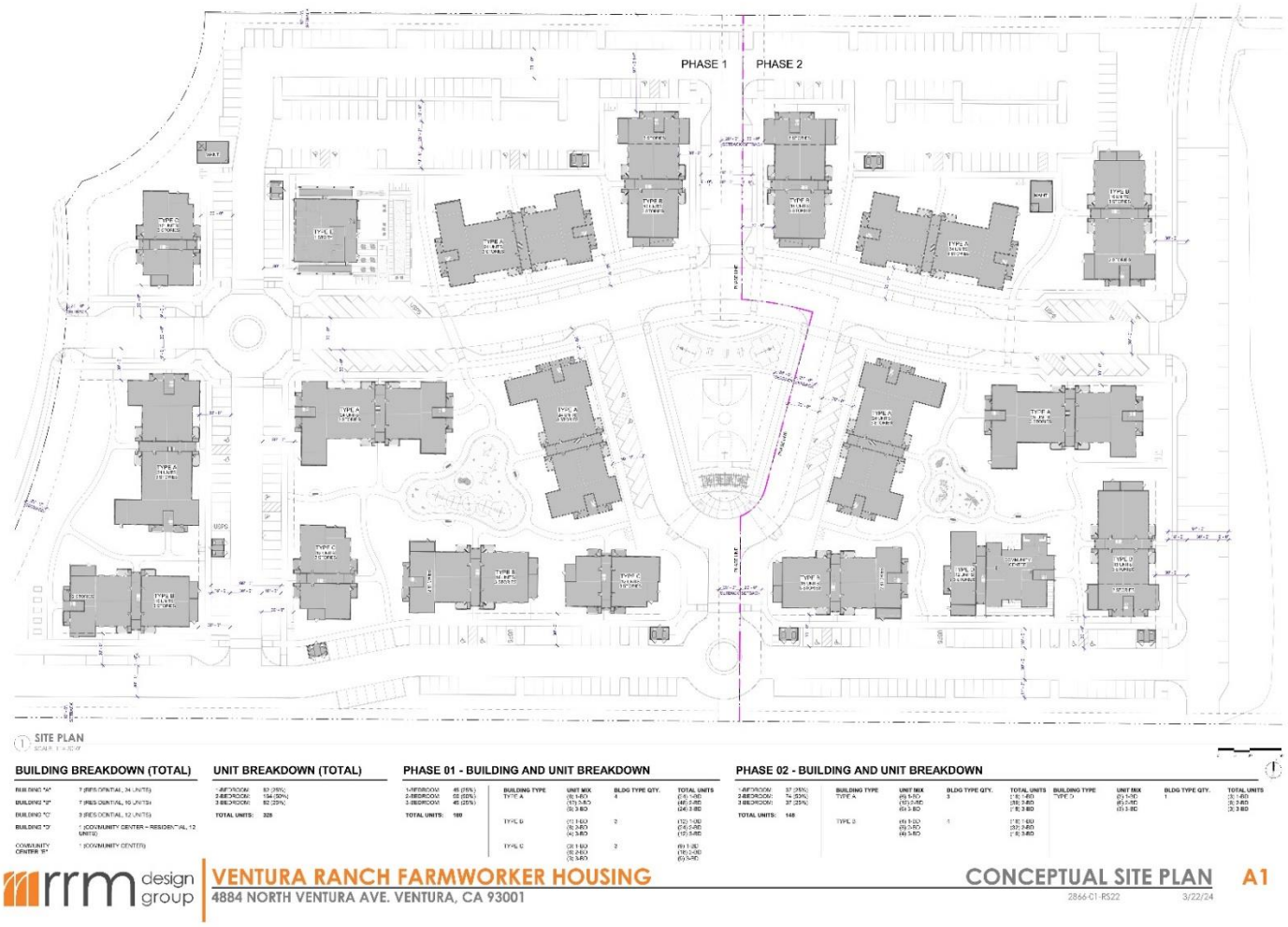

Figure 5 Built Environment Features on within the Subject Property[2]

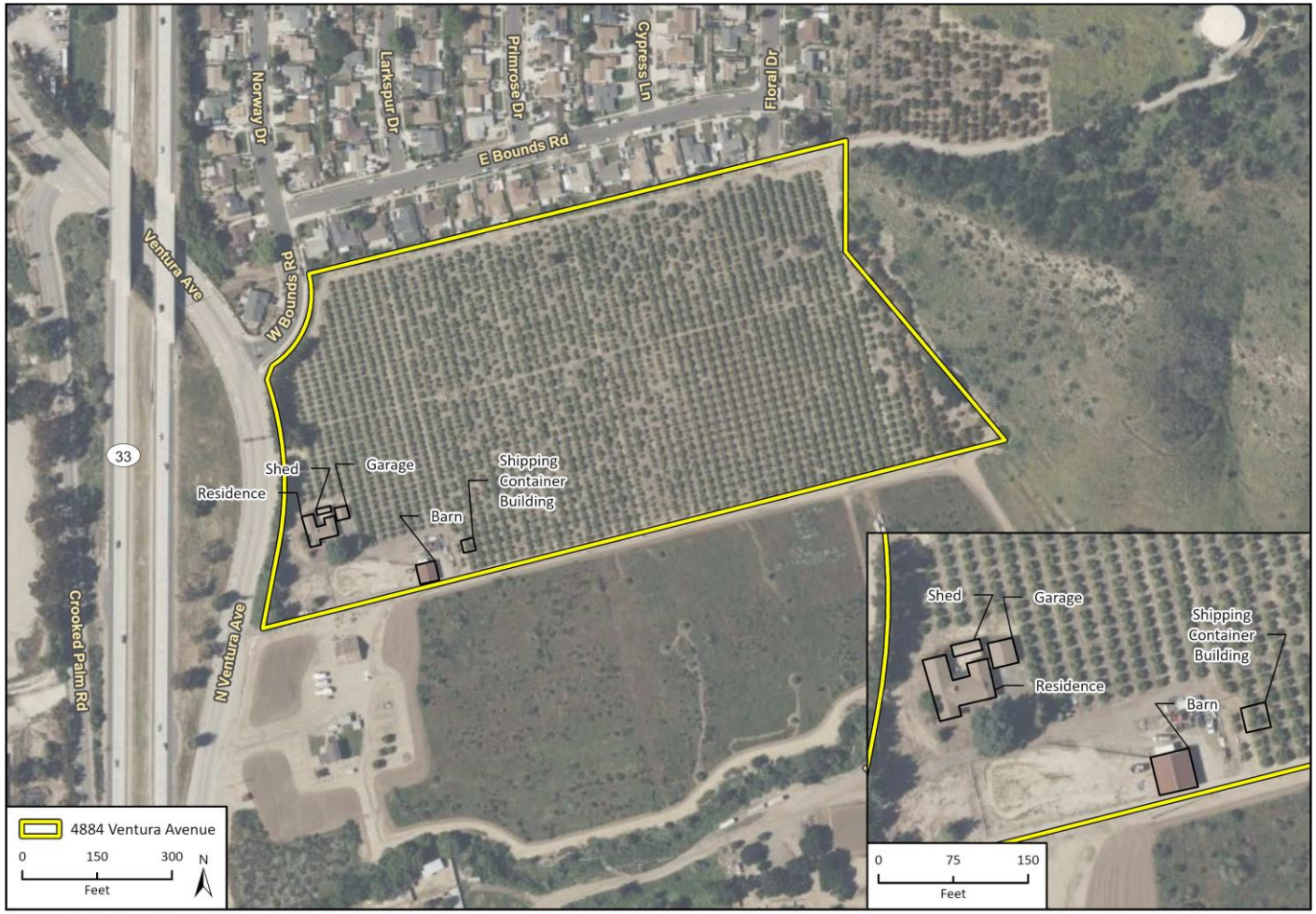

[2] Although orchard trees are depicted in the satellite imagery this figure, more recent imagery and the field survey for this study confirmed that , except for a few rows at the far west end of the parcel, the orchard trees were removed from the property circa 2023.

Figure 6 Residence, South Elevation, Facing North



Figure 7 Representative View of Secondary Elevation of Residence with Garage at Right Side of Frame, Facing Northwest



Figure 8 Rear (North) Elevation of Residence with Courtyard in Foreground, Facing South



Figure 9 Garage, South Elevation, with Breezeway and Residence at Left of Frame, Facing North



Figure 10 Shed, South Elevation, Facing North



Figure 11 Barn, South and East Elevations, Facing Northwest



Figure 12 Shipping Container Building, West and North Elevations, Facing Southeast



Figure 13 Overview of Open Agricultural Field, Facing Northeast



Attachment 2

California Department of Parks and Recreation 523 Forms

State of California - The Resources Agency
DEPARTMENT OF PARKS AND RECREATION

PRIMARY RECORD

Primary #
HRI #
Trinomial
NRHP Status Code

Other Listings
Review Code Reviewer Date

 ***Resource Name or #:** (Assigned by recorder) 4884 North Ventura Avenue

P1. Other Identifier: N/A

*P2. **Location:** ☐ **Not for Publication** ☒ **Unrestricted**

- ***a. County** Choose an item. **and** (P2c, P2e, and P2b or P2d. Attach a Location Map as necessary.)
- ***b. USGS 7.5' Quad** *Ventura, Calif.* **Date** 1951 **T** 3N; **R** 24W; **of Sec** N/A S.B.B.M
- c. Address 4884 North Ventura Avenue City Ventura Zip 93001
- d. UTM: (Give more than one for large and/or linear resources) 11S 289226.669 E / 3801533.613 N
- e. e. Other Locational Data: (e.g., parcel #, directions to resource, elevation, decimal degrees, etc., as appropriate) Assessor's Parcel Number 063011009-0.

***P3a. Description:** (Describe resource and its major elements. Include design, materials, condition, alterations, size, setting, and boundaries)

The subject property consists of a single-family residence, detached garage, shed, barn, and shipping container building situated on an 18.24-acre agricultural property. The residence, garage, and shed form a cluster of buildings situated near the property's southwest corner and western boundary, which fronts North Ventura Avenue. Southeast of the residential complex is the barn, further east, is the shipping container building.

The residence, which exhibits elements of the Ranch style, rises one story from a U-plan and concrete perimeter foundation to culminate in a cross-gabled roof with wide overhangs and composition shingles (Photographs 1, 2, and 3). Its wood-frame structural system is clad principally in horizontal wood lap siding, with vertical planks with scalloped ends featured in the gable ends. Entrances are located on the south (front) and north elevations. The front entrance is sheltered by a broad extension of the eave and features a solid wood front door. Secondary entrances feature wood and sliding glass doors. Windows generally feature non-original, horizontally sliding vinyl sashes in varying sizes; however, two original octagonal fixed windows with textured glass panes flank the front door. Additional details include the wide front porch with brick steps and flooring, modestly shaped fascia on the gable ends, a fieldstone clad internal chimney, a walled in rear patio, and a breezeway connecting the residence to the garage, adjacent to the east. Immediately behind the residence, there is a fieldstone-paved court, around which the garage and shed are also situated. The house is in good condition and appears to generally retain integrity to its original construction. (See continuation sheet, p. 4.)

***P3b. Resource Attributes:** (List attributes and codes) HP33. Farm/ Ranch HP2. Single Family Property

***P4. Resources Present:** ☒ Building ☐ Structure ☐ Object ☐ Site ☐ District ☐ Element of District ☐ Other (Isolates, etc.)

P5a. Photograph or Drawing (Photograph required for buildings, structures, and objects.)



P5b. Description of Photo: (view, date, accession #)
Photo 1: Residence, South Elevation, Facing North, 2/20/2025

P6. Date Constructed/Age and Source: ☐ Historic ☐ Prehistoric ☐ Both
1959 (NETR Online 2025)

***P7. Owner and Address:**
N/A

***P8. Recorded by:** (Name, affiliation, and address)
Rachel Perzel, MA
Rincon Consultants
180 N. Ashwood Ave.
Ventura, CA 93003

***P9. Date Recorded:**
2/20/2025

***P10. Survey Type:** Pedestrian

***P11. Report Citation:** (Cite survey report and other sources, or enter "none.") Williams, James, Rachel Perzel, and Shannon Carmack. 2025. Historical Resources Assessment for the Ventura Ranch Farmworker Housing Complex Project in Unincorporated Ventura County, California. Prepared for the County of Ventura. April 2025. Rincon project 24-16460,

***Attachments:** ☐ NONE ☒Location Map ☒Continuation Sheet ☒Building, Structure, and Object Record
☐Archaeological Record ☐District Record ☐Linear Feature Record ☐Milling Station Record ☐Rock Art Record
☐Artifact Record ☐Photograph Record ☐Sketch Map ☐Other (List):

BUILDING, STRUCTURE, AND OBJECT RECORD

***NRHP Status Code** 6Z

***Resource Name or #** (Assigned by recorder) 4884 North Ventura Avenue

B1. Historic Name: N/A
B2. Common Name: N/A
B3. Original Use: Residence, farm
B4. Present Use: Residence, farm
***B5. Architectural Style:** Traditional Ranch
***B6. Construction History:** (Construction date, alterations, and date of alterations) X

***B7. Moved?** ☒**Yes** **Date:** circa 1967 **Original Location:** On the same parcel, approx. 200 feet southwest.

***B8. Related Features:** N/A

B9a. Architect: N/A b. Builder: N/A
***B10. Significance:** **Theme** Agriculture **Area:** Ventura
Period of Significance 1959 **Property Type** Residential and agricultural **Applicable Criteria** N/A
(Discuss importance in terms of historical or architectural context as defined by theme, period, and geographic scope. Also address integrity.)

The subject property is recommended ineligible for listing in the National Register of historic Places (NRHP) or California Register of Historical resources (CRHR) or for designation as a County of Ventura Landmark, Structure of Merit, or Point of Interest. The property was likely used for agriculture by sometime around the turn of the twentieth century. This is suggested by the 1904 edition of the USGS Ventura, CA topographical map, which shows the subject property without any buildings or structures and the area surrounding the property characterized by scattered buildings located along North Ventura Boulevard in a pattern suggestive of moderately sized farms (USGS 2025). The earliest property owners confirmed in research for this evaluation, were Mae and Henry Goldstone who held a one-half interest in the property as mortgagees, with mortgagor Morris Cohn owning the other half, as listed in a contemporary newspaper item (Ventura Weekly Post and Democrat 1898).

See continuation sheet.

B11. Additional Resource Attributes: (List attributes and codes) X

***B12. References:**

See continuation sheet.

B13. Remarks: N/A

***B14. Evaluator:** James Williams, MA, Rincon Consultants, Inc.

***Date of Evaluation:** March 30, 2025.

(This space reserved for official comments.)

(Sketch Map with north arrow required.)

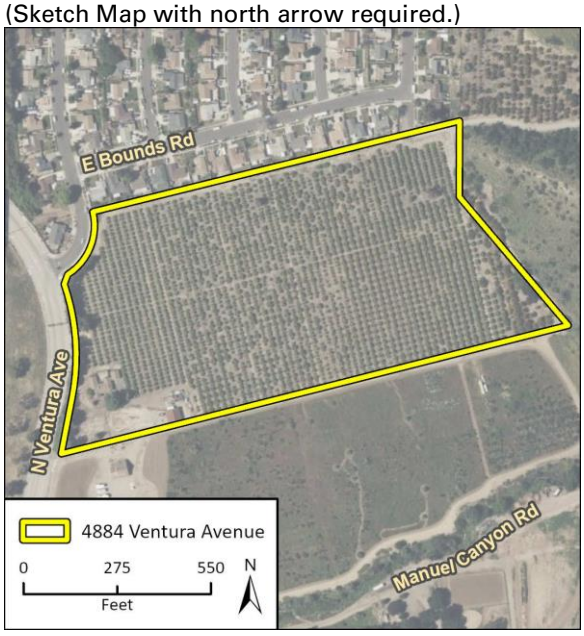

*Required information

State of California - The Resources Agency
DEPARTMENT OF PARKS AND RECREATION

LOCATION MAP

Primary #
HRI#
Trinomial

***Resource Name or #** (Assigned by recorder) 4884 North Ventura Avenue

***Map Name:** *Ventura, CA* ***Scale:** 1:24,000 ***Date of map:** 1951

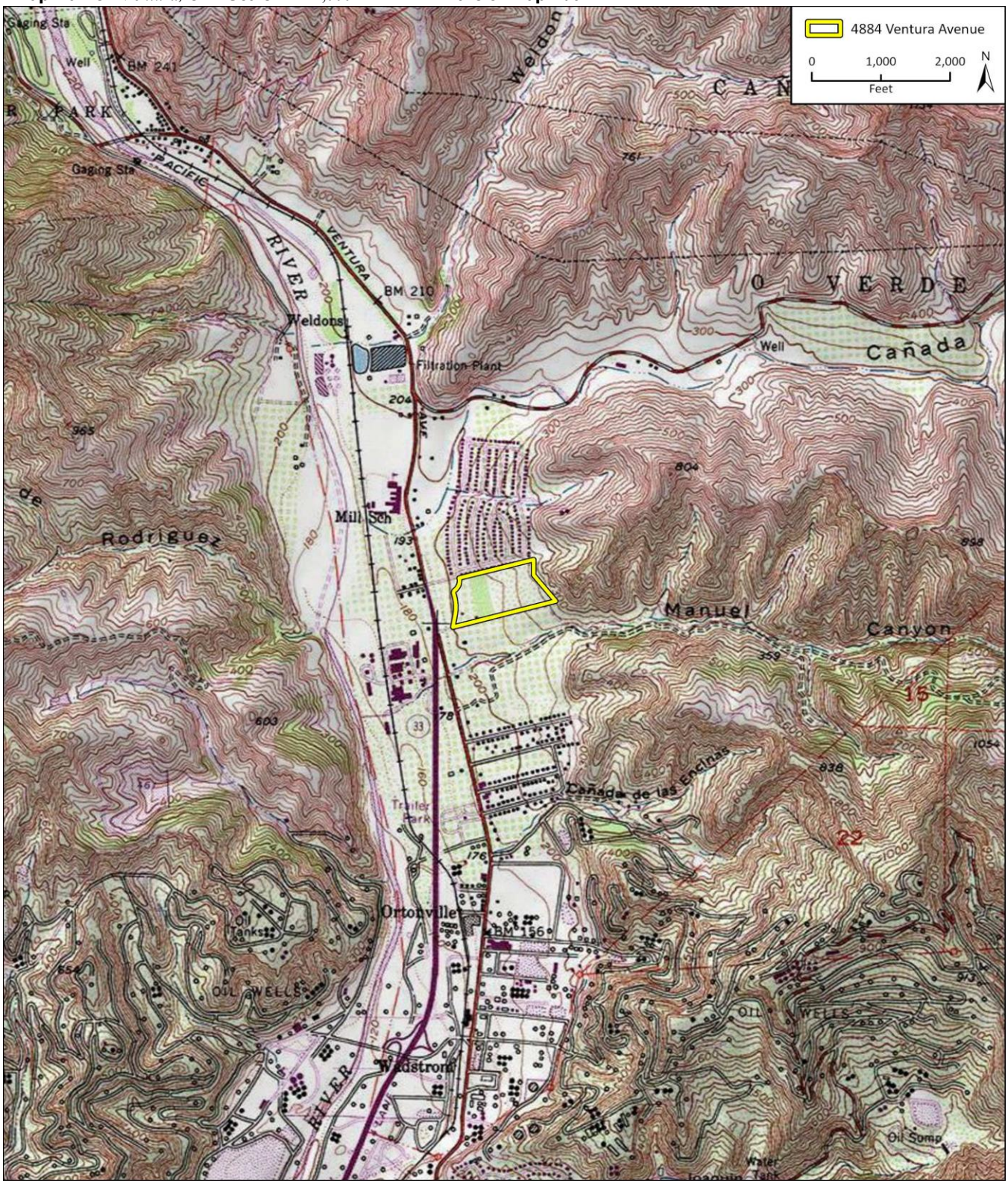

* Required information

P3a. Description (Continued):

The detached garage shares many of the architectural qualities of the residence, including compact, one-story massing; a gabled roof with wide overhangs and shaped fascia; and horizontal and vertical wood exterior wall cladding (Photograph 4). A non-original metal roll-up garage door opens to the south, accessing an asphalt paved driveway.

The shed is a one-story, rectangular-planned building facing the north side of the court (Photograph 5). It is capped with a corrugated-metal-clad, side-gabled roof, which extends broadly to the west to shelter an open area accounting for approximately one half of the building's total footprint. Siding consists of vertical wood planks, while a vertical-wood-plank door opens on the south elevation.

The barn is located approximately 150 feet southeast of the residence (Photograph 6). It is a utilitarian building with an irregular footprint, concrete foundation, and a gabled and pent roof with corrugated metal cladding. Exterior walls are clad in T1-11 siding. Located on multiple elevations, entrances are accessed via non-original roll-up metal doors. Livestock pens are located immediately east and west of the building.

Located approximately 60 feet northeast of the barn is the shipping container building consisting of three adjoining steel shipping containers (Photograph 7). On the west elevation, one of the shipping containers was modified to include unpainted wood-plank siding, a trio of large 3-over-3 wood-sash casement windows, and a wood door with diamond glazing. Other modifications include a side door, air conditioning unit, and circuit breaker box on the west elevation.

Landscaping in the vicinity of the residential complex consists primarily of a large front lawn and mature trees, including a row of trees lining the property's Ventura Avenue frontage. Much of the remainder of the property is occupied by a large, open agricultural field (Photograph 8). Although the parcel was historically planted as an orchard, nearly all the orchard trees have been removed from the property. A row of mature trees forms a windbreak along the property's North Ventura Avenue frontage, while a modern oil pumpjack is located along the private drive, near the southwest corner of the property.

Photographs (Continued):

Photograph 2 Representative View of Secondary Elevation of Residence with Garage at Right Side of Frame, Facing Northwest



Photograph 3 Rear (North) Elevation of Residence with Courtyard in Foreground, Facing South



Photograph 4 Garage, South Elevation, with Breezeway and Residence at Left of Frame, Facing North



Photograph 5 Shed, South Elevation, Facing North



Photograph 6 Barn, South and East Elevations, Facing Northwest



Photograph 7 Shipping Container Building, West and North Elevations, Facing Southeast



Photograph 8 Overview of Open Agricultural Field, Facing Northeast



B10. Significance (Continued):

The research conducted in support of this evaluation did not find any information of consequence regarding Mae and Henry Goldstone. Maps included in the Historical Atlas of Ventura County suggest that Morris Cohn owned the subject property outright by 1912 (Alexander 1912). Cohn, who was notable as one of the earliest Jewish residents of Ventura County was most closely associated with the Saticoy area, where he established a general store in the 1870s (San Buenaventura Research Associates 2014). After his death in 1915, the subject property was among 15 pieces of real estate in Ventura, Los Angeles, and San Francisco counties he passed to his wife Emilie (California Superior Court 1916). In 1926, Emilie's heirs Annie Feder and Emile Kahn inherited the property jointly, with Feder as the sole trustee (California Superior Court 1926). A historical aerial photograph taken in 1939 shows a residence (no longer extant) was present at the southwest corner of the property, with an orchard occupying the rear half of the property at the time (UCSB 1939).

In 1943, Feder sold the property to Harold A. and Jeanette (née Righetti) Barnard. The Barnard family's roots in Ventura County go back to 1868, when Austin Denny Barnard, Sr. and Sarah E. Barnard relocated their family to the area from Oregon (Storke 1891) In addition to business interests in ranching, real estate, and lumber, the Barnard family was responsible for discovering oil in the Ventura Avenue area around 1885 and indirectly precipitating the exploration that led to Ventura oil boom of the 1920s (Storke 1891, Galvin Preservation Associates 2011). However, whatever the potential significance of the Barnard family in the context of the early Anglo-American development of the area, the research conducted for this evaluation did not indicate the family had any direct associations with the subject property prior to Harold and Jeanette's acquisition of it in 1943, well after the early period of Anglo-American development, when the Barnard family first established their importance in local business.

Historical aerial photographs show that by 1945, Harold and Jeanette Barnard had demolished the residence located at the southwest corner of the property (UCSB 1939, 1945). Circa 1959, the Barnards constructed the existing residence, shed, and detached garage in the same location as the previous house, in addition to building the existing barn in its current location (NETR Online 2025). By 1967, the house, shed, and detached garage were relocated approximately 200 feet to the northeast to their present location, while the barn remained in its current location (NETR Online 2025). A review of historical aerial photographs suggests the relocation was completed in conjunction with the construction of Highway 33 and the associated realignment of North Ventura Avenue; aerial photographs show that to accommodate an underpass a bend was constructed on North Ventura Avenue that routed the road through what was previously the west end of the Barnard's property, where the residence was originally sited (NETR Online 2025).

A lifelong resident of the Ventura area, Harold Barnard died in 1972 (Ventura County Star 1972). Historical building permits for the property show Jeanette remained an occupant and/or owner of the property until at least as recently as 1982 (County of Ventura Building and Safety Division 1982). Historical city directories list Robert Barnard at the address from 1980 to 2003. Other individuals and entities associated with the address include Dean Vandset, Jack Vadset, and Finch Farms (ERIS 2025; County of Ventura Building and Safety Division 2004). The shipping container building was placed on the property sometime after 2022, and circa 2023, nearly all orchard trees on the property were removed from the property, leaving a few rows of trees at the far east end of the parcel (NETR Online 2025, Google Earth 2025).

Historical Significance Evaluation

The subject property was previously recorded in 2024 by Wayne Bischoff of Envicom (Bischoff 2024). The 2024 record categorizes the property as a Traditional Ranch-style residence and concludes that the property lacks sufficient architectural quality for listing in the CRHR. The evaluation does not address all built environment features on the property, nor does it specify any CRHR criteria or present an evaluation for eligibility for inclusion in the NRHR or for local designation in Ventura County.

The following significance evaluation is the result of the site survey and archival research conducted by Rincon in 2025. As a result of the current evaluation, the subject property is recommended ineligible for listing in the NRHP or CRHR or for designation as a County of Ventura Landmark, Structure of Merit, or Point of Interest.

The subject property is located in a historically agricultural area in unincorporated Ventura. Although the property has served as a farm-residence since at least the 1930s, and possibly since the turn of the century, all extant buildings currently on the property date to between circa 1959 and circa 2023. Research for this study found no evidence that agriculture in this area during the mid-twentieth century was part of any important historical pattern. As such, the property's associations with Ventura-area agriculture are not historically significant. The current evaluation did not indicate that the subject property may be associated with any other potentially significant trends or events. It is therefore recommended ineligible for listing in the NRHP under Criterion A, the CRHR under Criterion 1, and as a Ventura County Landmark under Criterion 1.

Research conducted for the current evaluation found the subject property was previously owned by three families associated with late-nineteenth-century Anglo-American development in Ventura County, the Goldstones, Cohns, and Barnards. Research for this study did not find Mae and Henry Goldstone possess demonstrably important historical contributions, and in any case, are not associated with any built environment element remaining on the property. Although Morris Cohn may be significant as an early and accomplished member of Ventura County's Jewish community, his arguably significant business activities were rooted in the Saticoy area. Furthermore, the subject property was but one among many he acquired throughout the state of California and is not known to have been of particular significance to his contributions as a settler or businessman. Additionally, although the Barnard family may have made significant contributions to local history in areas including ranching, lumber, and oil extraction, such contributions were made in the late nineteenth century, predating Harold and Jeanette Barnard's ownership of the property and the construction in circa 1959 of the extant historic-age built environment features. Moreover, research for this study did not find that Harold and Jeanette, despite their family's accomplishments, made any notable historical contributions. Research for this study found no evidence that any other owner or occupant of the property has made significant historical contributions to the county, region, state, or nation. Therefore, the subject property is recommended ineligible for listing in the NRHP under Criterion B, the CRHR under Criterion 2, and as a Ventura County Landmark under Criterion 2.

Architecturally, the subject property consists of a Ranch-style residence and three additional buildings constructed in the 1950s, in addition to the shipping container building constructed circa 2022 Although the residence exhibits several character-defining features of the Ranch style, such as an asymmetrical composition, gabled roof, and exposed rafter tails, it is not distinguished by any of its elements or its overall design and construction; rather, it is a relatively ordinary example of the style. The remaining buildings on the property are of undistinguished, functional design and are typical of residential and agricultural ancillary buildings found throughout the state. The property as a whole is also not significant as an example as a farm-residence property; it is not notable for its planning and suffers a lack of design integrity due to the loss of the historical orchard trees. Therefore, the property does not embody the distinctive characteristics of a type, period or method of construction, or represent the work of a master, or possess high artistic values, or represent a significant and distinguishable entity whose components may lack individual distinction. It is therefore recommended ineligible for listing in the NRHP under Criterion C, the CRHR under Criterion 3, and as a Ventura County Landmark under Criterion 3.

The history of agriculture in Ventura is well-documented in secondary literature, and the subject property is unlikely to yield information pertaining to the subject. It is therefore recommended ineligible for listing in the under NRHP Criterion D, the CRHR under Criterion 4, and as a Ventura County Landmark under Criterion 4).

Based on the analysis above, the subject property is also recommended ineligible as a Ventura County Structure of Merit or Point of Interest. Specifically, it does not meet Structure of Merit requirements because, although it retains integrity (Criterion 3), it is not a site of historical, architectural, community, or aesthetic merit (Criterion 1) or a Board of Supervisors-approved surveyed site with a National Register status code of 1 through 5 (Criterion 2). Finally, the subject property does not qualify as a Point of Interest because it is not the site of a building, structure or object that no longer exists, but was associated with historic events, important persons, or embodied a distinctive character or architectural style (Criterion 1); or a site that has historical significance, but has been altered to the extent that the integrity of the original workmanship, materials, or style has been substantially compromised (Criterion 2); or the site of a historic event which has no distinguishable characteristics other than that a historic event occurred at that site, and the site is not of sufficient historical significance to justify the establishment of a Landmark (Criterion 3).

B12. References (Continued):

Alexander, W.E.

1912 *Historical Atlas of Ventura County*. Accessed via Ventura County Genealogical Society web site. https://venturacogensoc.com/files/HistoricalAtlasVenturaCounty.pdf, accessed March 2025.

, Volume III: 1825-1840. A.L. Bancroft & Co. San Francisco, California.

Bischoff, Wayne

2024 California Department of Parks and Recreation Series 523 Forms: 4884 North Ventura Avenue, Ventura California. Record on file at Rincon Consultants, Ventura, California.

California Superior Court

1916 No. 19, 286; Department No. 9. Oder Settling First and Final Account of Executrix and Decree of Distribution.

1926 No. 38089. Department 10. Order Settling First and Final Account and Decree of Distribution.

County of Ventura, Building and Safety Division

Var. Building permits for 4884 North Ventura Avenue, Ventura, California.

Environmental Risk Information Services (ERIS)

2025 ERIS City Directories. RE: City Directory Research 4884 North Ventura Avenue Ventura, CA 93001. January 31, 2024. On file at Rincon Consultants, Ventura, California.

Galvin Preservation Associates

2011 Westside Historic Context & Survey Report City of Ventura. Prepared for the City of Ventura. January 2011.

Nationwide Environmental Title Research (NETER) Online

2025 HistoricAerials [historical aerial photograph viewer]. Historical aerial photographs of the project site and vicinity. www.historicaerials.com/viewer, accessed February 2025.

San Buenaventura Research Associates

2014 Historic Context Statement and Reconnaissance Survey for the Eastern Oxnard Plain of Ventura County, CA. Prepared for the County of Ventura Planning Division. December 2014.

San Francisco, City and County of

1943 Grant Deed for Lot 10 of Tract "B" of the Rancho Canada Larga as per map thereof recorded in Book 1, Miscellaneous Records at page 202.

Storke, Yda Addis

1891 A Memorial and Biographical History of the Counties of Santa Barbara, San Luis Obispo and Ventura, California. Obtained via Ventura County Genealogical Society web site. https://venturacogensoc.org/wp-content/uploads/2021/03/Ventura-County-Genealogical-Society-Hist-Storke-Bio-B.html, accessed March 2025.

United States Geological Survey (USGS)

2025 Get Maps: topoView [historical topographical map viewer]: Historical topographical maps of the project site and vicinity. https://ngmdb.usgs.gov/topoview/viewer/#4/40.01/-100.06, accessed February 2025.

University of California Santa Barbara (UCSB)

1939 FrameFinder [historical aerial photograph data base. Flight C-5609, Frame 48. https://mil.library.ucsb.edu/ap_indexes/FrameFinder/, accessed February 2025.

1945 FrameFinder [historical aerial photograph data base. Flight C-9800 Frame 8-767. https://mil.library.ucsb.edu/ap_indexes/FrameFinder/, accessed February 2025.

Ventura County Star

1972 "Harold Barnard." https://www.newspapers.com/image/926771883/?match=1&terms=%224884%20ventura%22, accessed February 2025.

State of California ▯ The Resources Agency
DEPARTMENT OF PARKS AND RECREATION

PRIMARY RECORD

Primary #
HRI #
Trinomial
NRHP Status Code

Other Listings
Review Code Reviewer Date

Page 1 **of** 2 ***Resource Name or #:** 4884 North Ventura Avenue, Ventura, California
P1. Other Identifier:

*P2. **Location:** ▯ **Not for Publication** ▯ **Unrestricted**
***a. County** Ventura **and** (P2c, P2e, and P2b or P2d. Attach a Location Map as necessary.)
***b. USGS 7.5' Quad** Ventura **Date** ____ **T** __; **R** __; __ ▯ **of** __ ▯ **of Sec** __; ____ **B.M.**
c. Address 4884 North Ventura Avenue City Ventura Zip 93001
d. UTM: (Give more than one for large and/or linear resources) Zone ____, 119.17'28.94mW/ 34.20'1.41mN
e. Other Locational Data: (e.g., parcel #, directions to resource, elevation, decimal degrees, etc., as appropriate) Parcel #63-110-090

***P3a. Description:** (Describe resource and its major elements. Include design, materials, condition, alterations, size, setting, and boundaries)
The site is a 1957 ranch house with high integrity and with several decorative details from the 1950s. The house includes a stone fireplace with modest decorative architectural roof and siding details. The back porch area is enclosed with a cinder block wall. The house is a one-story concrete foundation with siding and foundation stucco on the exterior. An associated barn with no distinguishing characteristics is from the same time period.

P5a. Photograph or Drawing (Photograph required for buildings, structures, and objects.)



***P3b. Resource Attributes:** (List attributes and codes) HP33
***P4. Resources Present:** X Building ▯ Structure ▯ Object ▯ Site ▯ District ▯ Element of District ▯ Other (Isolates, etc.)
P5b. Description of Photo: (view, date, accession #)
***P6. Date Constructed/Age and Source:** X Historic ▯ Prehistoric ▯ Both
***P7. Owner and Address:**
Meyerstein Trust
PO Box 6045
Oxnard, CA 93030
***P8. Recorded by:** (Name, affiliation, and address)
Dr. Wayne Bischoff, Envicom Corporation
4165 E. Thousand Oaks Blvd., Suite 290, Westlake Village, CA 91362

***P9. Date Recorded:** 1/23/24
***P10. Survey Type:** (Describe)
Pedestrian survey of house, associated barn, and surrounding property.

***P11. Report Citation:** (Cite survey report and other sources, or enter "none.")
None

***Attachments:** ▯NONE ▯Location Map X Continuation Sheet X Building, Structure, and Object Record
▯Archaeological Record ▯District Record ▯Linear Feature Record ▯Milling Station Record ▯Rock Art Record
▯Artifact Record ▯Photograph Record ▯ Other (List):

CONTINUATION SHEET

Property Name: _____

Page _____ of _____

age _____ **of** _____ ***Resource Name or #** (Assigned by recorder) 4884 North Ventura Avenue, Ventura, California ***Recorded by:** Dr. Wayne Bischoff

***Date** 1-23-2024 **X Continuation** ☐ Update



East side of the house and garage



West side of the house

CONTINUATION SHEET

Property Name: _____

Page _____ of _____

age _____ **of** _____ ***Resource Name or #** (Assigned by recorder) 4884 North Ventura Avenue, Ventura, California ***Recorded by:** Dr. Wayne Bischoff

***Date** 1-23-2024 **X Continuation** ▯ Update



Back of the house; the block enclosure was probably added later.



The associated barn, showing the functional construction.

age ____ **of** ____ ***Resource Name or #** (Assigned by recorder) 4884 North Ventura Avenue, Ventura, California ***Recorded by:** Dr. Wayne Bischoff

***Date** 1-23-2024 **X Continuation** ☐ Update

4884 North Ventura Avenue is a historical residential building that has excellent integrity, but few decorative and no unique architectural details that can be attributed to a particular architectural style or school other than as a Mid-Century residential ranch house. The roof ends and gable faces have modest architectural details of no particular style tradition. The free-standing garage, front porch, and breezeway are original to the house, however, the backyard area enclosure is not; the original house plans indicating that only flagstones were present. It is unknown when the backyard enclosure was constructed, but appears to be during the 1960s, based on the cinderblock type used. The associated barn is entirely functional in design and has no unique style elements. The Ventura County building record does not indicate an architect for the ranch house, and the "R and G" builder of the structure is not found in the historical record.

The 4884 North Ventura Avenue residential building would fall under the SurveyLA Ranch House Style (1930 to 1975) category, which is one of the most common residential architectural styles found in California. More specifically, the structure would fall into their "Traditional Ranch House" sub-category as it has no common Modernism elements. Based on the SurveyLA criteria for Traditional Ranch Houses to be considered as potentially eligible for inclusion in the California Register of Historical Resources, the 4884 North Ventura Avenue property does not have a high quality of architecture that makes it stand out from other ranch houses of the same era, does not appear to have been designed nor built by a master architect, is not constructed of unique materials, and does not vary distinctively from the ranch style pattern seen across much of California during the 1950s.

Appendix F

Phase I Cultural Resources Assessment

APPENDIX F

PHASE I CULTURAL RESOURCE REPORT

Bischoff, W. (May 7, 2025). Phase I Cultural Resources Assessment / Survey for the 4884 North Ventura Avenue Project (*Envicom Project # 2024-009-01*). Westlake Village, CA: Envicom Corporation.

This report, which contains confidential information, is on file with the Ventura County Planning Division.

Appendix G

Geological and Geotechnical Engineering Study

advanced geotechnical services, inc.

December 16, 2022
Client Number 5251
Report Number 11029

Ventura Ranch Partners, LLC
P.O. Box 6045
Oxnard, CA 93030

Geological and Geotechnical Engineering Study
Proposed Farmworker Housing Development
4884 N. Ventura Avenue
Ventura, California

In accordance with our proposal and your authorization, Advanced Geotechnical Services, Inc., (AGS) has prepared this geological and geotechnical engineering study report for the proposed farmworker housing development to be constructed at the subject site. This report presents the results of our data research, site reconnaissance, subsurface exploration, laboratory testing, and our professional opinions regarding the geological and geotechnical engineering factors that may affect the proposed development.

Based on the results of this study, it is our opinion that the site is *suitable* for construction of the proposed development, with some modifications to the proposed scope and plans that were provided to our office, as discussed herein. The recommendations contained within this report should be properly incorporated in the design, and implemented during construction.

This opportunity to be of service is sincerely appreciated. This report should be read from cover to cover to understand its limitations and to avoid taking a recommendation out-of-context. If you have any questions, or if we may be of any further assistance, please do *not* hesitate to call. We look forward to being of continued service.

Respectfully submitted,
Advanced Geotechnical Services, Inc.

Kenneth J. Palos
President

Scott Moore, GE
Principal Geotechnical Engineer

Brett Wanner, CEG
Principal Engineering Geologist

REGISTERED PROFESSIONAL ENGINEER
SCOTT W. MOORE
No. 2560
GEOTECHNICAL
STATE OF CALIFORNIA

PROFESSIONAL GEOLOGIST
BRETT M. WANNER
No. 2450
CERTIFIED ENGINEERING GEOLOGIST
STATE OF CALIFORNIA

Enclosure: *Report No. 11029*

cc: (1) Addressee (1) File Copy

5251 Verdugo Way, Suite L, Camarillo, California 93012
Ph 805.388.6162 / Fx 805.388.6167
info@advancedgeotechnical.com



GEOLOGICAL AND GEOTECHNICAL ENGINEERING STUDY

Proposed Farmworker Housing Development
4884 N. Ventura Avenue
Ventura, California

Report to
Ventura Ranch Partners, LLC
Oxnard, California

December 16, 2022
Client Number 5251
Report Number 11029

Contents

1. INTRODUCTION 1
1.1 General Remarks 1
1.2 Scope of Services 1
1.3 Site Description 2
1.4 Proposed Development 3
2. GEOLOGIC SETTING 4
2.1 Geology 4
2.2 Faulting 5
3. EARTH MATERIALS AND SUBSURFACE CONDITIONS 5
3.1 Older Alluvium (Qoa) 5
3.2 Landslide Debris (Qls) 5
3.3 Pico Formation Bedrock (Tp) 5
3.4 Soil Parameters 6
3.4.1 Compaction 6
3.4.2 Compressibility 6
3.4.3 Shear Strength 6
3.4.4 R-value Testing 6
3.4.5 Grain Size Analysis 6
3.4.6 Expansion Category 6
3.4.7 Corrosivity 6
3.5 Groundwater 7
3.6 Field Infiltration Testing 7
4. SEISMICITY 8
4.1 Seismic Design Criteria 8
4.2 Earthquake Effects 8
4.2.1 Shallow Ground Rupture 8
4.2.2 Earthquake-Induced Landsliding 9
4.2.3 Seiches and Tsunamis 9
4.2.4 Evaluation of Liquefaction Potential 9
4.2.5 Dynamic Dry Settlement 10
5. CONCLUSIONS AND RECOMMENDATIONS 10
5.1 Conclusions and Design Requirements 10
5.1.1 Faults / Seismicity 10
5.1.2 Hazardous Materials 10
5.1.3 Cut Slopes 10
5.1.4 Fill Slopes 10
5.1.5 Rockfall 10
5.1.6 Slope Setback 10
5.1.7 Offsite Drainage 11
5.1.8 Proposed Stormwater Management and Infiltration 11
5.1.9 Site Drainage 12
5.1.10 Plan Review 12
5.1.11 Additional Recommendations 12

5.2 Site Preparation 12
5.2.1 Removals 13
5.2.2 Bottom Stabilization 13
5.2.3 Suitable Fill Material 14
5.2.4 Placement of Compacted Fill 15
5.2.5 Fill Slopes 15
5.2.6 Testing of Compacted Fill 15
5.2.7 Detention/Infiltration Basins 16
5.2.8 Inclement Weather and Construction Delays 16
5.2.9 Responsibilities 17

5.3 Utility Trench Backfill 17

5.4 Temporary Excavations 17

5.5 Foundation Design 18
5.5.1 Minimum Footing Dimensions 18
5.5.2 Allowable Bearing Pressure and Lateral Resistance 18
5.5.3 Foundation Settlement 18
5.5.4 Steel Reinforcement 18
5.5.5 Required Observations 19

5.6 Floor Slab Design 19
5.6.1 Sand and Vapor Barrier 19

5.7 Asphalt and Concrete Pavement 20
5.7.1 Grading 20
5.7.2 Maintenance 20
5.7.3 Asphalt Pavement Design 20
5.7.4 Confirmation of R-Value 20
5.7.5 Concrete Pavement Design 21

5.8 Retaining Wall Design Criteria 21
5.8.1 Static Lateral Earth Pressures 21
5.8.2 Seismic Lateral Earth Pressures 22
5.8.3 Backfill and Drainage 22

6. OBSERVATIONS AND TESTING 22

7. LIMITS AND LIABILITY 23

List of Appendices

A Field Exploration, Boring and Test Pit Logs
B Laboratory Testing
C Seismic Design Criteria
D References
E Report Figures and Plates
Figures
1 Site Location Map
2 Dibblee Regional Geological Map
3 USGS Regional Geological Map
4 Earthquake Fault and Seismic Hazard Zones Map
5 Depth to Historically High Groundwater Map
6 Examples of Slope Setbacks
7 Typical Retaining Wall Drainage Detail
8 Infiltration Test Data Sheet 1 of 2
9 Infiltration Test Data Sheet 2 of 2

Plates

1 Existing Site Plan
2 Topographic Site Plan
3 Proposed Site Plan
4 Cross-Sections

1. INTRODUCTION

1.1 General Remarks

This geological and geotechnical engineering study has been prepared for the proposed farmworker housing development to be constructed at the subject site. The purposes of this study are to (1) identify onsite soil and geologic conditions that may affect the proposed project, (2) evaluate the seismicity of the site and potential seismic hazards, and (3) provide geotechnical recommendations for development of the site. This report presents the findings of our data review, subsurface exploration, laboratory testing, engineering analyses and evaluations, and our conclusions and recommendations.

Appendices are attached following the main report. Appendix A includes details related to the field exploration program, and the boring and test pit logs; Appendix B includes the laboratory test results; Appendix C includes the seismic design criteria; Appendix D includes the references used in this study, and the Figures and Plates referenced in this report are included in Appendix E.

1.2 Scope of Services

This geotechnical engineering study included:

a. Site observation and review of geotechnical and geologic data related to the general study area. A *Site Location Map*, based upon a recent aerial image obtained from the interactive web program Google Earth (2022), which shows a broad view of the general area where the subject site is located is provided as Figure 1, and an *Existing Site Plan*, which is based upon an aerial image dated December 2019, obtained from the interactive County View web program maintained by the County of Ventura (2022), showing a more detailed view of the site, is provided as Plate 1. A *Topographic Site Plan*, based upon a recent topographic plan provided by Jensen Design and Survey, Inc., is included as Plate 2.

b. Review of the project plan provided to our office by Jensen Design and Survey, Inc., which consisted of a *Preliminary Grading Plan for Ventura Ranch*, dated July 25, 2022. A copy of this plan has been utilized as the base map for the *Proposed Site Plan*, which is included as Plate 3 of this report.

c. Reconnaissance of the subject site and in the immediate vicinity of the subject site.

d. The excavation, sampling, and logging of 5 borings and 16 test pits for geological and geotechnical evaluation, and 4 test pits for infiltration testing. The borings and test pits extended to depths ranging between approximately 5 and 50.5 feet below the existing ground surface. The borings were excavated utilizing a truck-mounted, 8-inch diameter hollow-stem auger drilling equipment, and the test pits were excavated utilizing a backhoe. The exploratory boring and test pit locations were determined in the field using a tape measure, and approximate reference points, and their approximate locations are shown on the attached Plates 1, 2 and 3, titled *Existing Site Plan*, *Topographic Site Plan*, and *Proposed Site Plan*, respectively. The actual boring and test pit locations may deviate slightly from these locations. The boring and test pit logs are included in Appendix A, along with a general description of the field operations.

e. Laboratory testing of selected samples to determine the engineering properties of the onsite earth materials. The results of the laboratory testing are presented in Appendix B, and on the boring and test pit logs in Appendix A. Soil samples will be *discarded* 30 days after the date of this report, unless this office receives a specific request and fee to retain the samples for a longer period of time.

f. Determination of seismic parameters for potential onsite ground motion, and current building code seismic design parameters.

g. Engineering analysis of the data and information obtained from our field study, laboratory testing, and literature review.

h. Development of geotechnical recommendations for site preparation, grading, building foundations, floor slabs, underground utility trenches, temporary excavations, pavement, stormwater infiltration, and drainage.

i. Preparation of this report summarizing our findings, conclusions, and recommendations regarding the geological and geotechnical aspects of the project site.

The scope of this geotechnical engineering study did *not* include an assessment of potential environmental issues.

1.3 Site Description

The subject site consists of an approximately 18.24-acre sized parcel of land, identified as APN 063-0-110-090, 4884 N. Ventura Avenue, in the unincorporated County area north of the City of Ventura, California, as shown on the attached Figure 1, *Site Location Map*, and Plate 1, *Existing Site Plan*. Figure 1 was created utilizing an image obtained from the Google Earth (2022) online web app, and Plate 1 was created utilizing an image obtained from the Ventura County View (2022) website, utilizing the December 2019 aerial image as a basemap.

At the time of our field exploration program, the majority of the subject site was an actively operating orchard, with an existing single-family residence and barn located in the southwestern corner of the site, as shown on the enclosed *Existing Site Plan*, Plate 1, and *Topographic Site Plan*, Plate 2. The subject site is bounded by existing single-family residences to the north, by Ventura Avenue and Norway Drive to the west, by an existing farm property to the south, with a two-story residence and other miscellaneous structures, and by an undeveloped hillside area to the east.

The general topography of the majority of the subject site (excluding the existing landslide area at the east end of the site, as delineated on the attached Plates 1, 2, and 3, and discussed in greater detail below), slopes gently down towards the west to southwest, with a gradient ranging from a maximum of approximately 7.5% in the northeast corner of this area, to a minimum of approximately 2% in the southwest corner. The existing topographic gradient generally increases from southwest to northeast, with the westernmost portion of the property at an approximate elevation of 203, and the easternmost portion of the property at an approximate elevation of 266, as shown on the *Topographic Site Plan* included as Plate 2.

In the northwestern portion of the site, along Norway Drive, and extending southward along a portion of Ventura Avenue, the grade on the subject site drops abruptly up to a maximum of approximately 6 to 7 feet down towards the property line. Along portions of the north side of the site, various retaining walls up to several feet in height either retain the subject site above the adjacent grades within the backyards of the existing residences, or vice-versa.

The easternmost portion of the subject site begins to slope with an increasing gradient starting at approximate elevation 232, as shown on the *Topographic Site Plan* included as Plate 2. The gradual increase in slope gradient progresses easterly, where in the proximity of the eastern property limits, the slope gradient increases sharply from approximately 3:1 (32%) within the subject site, with the offsite east ascending slope having a gradient locally of as steep as approximately 1:1 (45%), ascending to an approximate elevation of 480 (as determined from Google Earth).

Based upon surficial and topographic expression, our field exploration and reconnaissance efforts, and our review of available historical aerial photographs dating back to January 1927, it is our professional opinion that this east

ascending slope has experienced pre-historic landslide actively, resulting in the existing over-steepened offsite slope and the deposition of landslide debris generated from the landslide event upon this slope and within the easternmost portion of the subject site. The approximate limits of the areas interpreted to be underlain by landslide debris have been indicated on the *Existing Site Plan*, *Topographic Site Plan*, and *Proposed Site Plan* included as Plates 1, 2, and 3, respectively, of this report. More detailed descriptions of this portion of the site, and more in depth discussions of this landslide feature are provided in subsequent sections of this report.

1.4 Proposed Development

The currently proposed development is shown on the attached Plate 3, *Proposed Site Plan*, and consists of a total of 29 two to three-story farmworker housing structures, and surrounding driveways, streets and surface parking. A new roughly east-west trending street will connect to Ventura Avenue in the southwestern portion of the site, and a new roughly north-south trending street near the east end of the site will connect to the existing Floral Drive in the northeastern corner of the site. The attached Plate 3 was created utilizing a *Preliminary Grading Plan for Ventura Ranch*, prepared by Jensen Design and Survey, Inc., dated July 25, 2022. Structural loads for the proposed buildings are not expected to exceed approximately 100 to 150 kips for columns, and 1 to 3 kips per foot for walls.

As will be discussed in more detail in subsequent sections of this report, and as shown on the attached Plates 1 through 3, the extreme eastern end of the site (generally east of the proposed new north-south trending street) has been identified during this study as being within an area that had experienced pre-historic landslide activity, and development within this area should not be permitted. The currently proposed development within this area, as shown on the attached Plate 3, consists of three new housing structures, along with surrounding paved driveway and parking areas. This construction at the east end would require a new retaining wall up to 15 feet in height, and new cut slopes up to approximately 22 feet in height, and a maximum 2:1 gradient. This would require the removal of a large volume of earth materials from the toe of the existing landslide, potentially causing instability. As discussed further in this report, removal of earth materials, and/or construction of new habitable structures in this area should not be allowed, however, portions of this area might be suitable for parking or roadways, provided the final site grade is at or above current existing grades everywhere within this existing landslide impacted area. The three new structures that were proposed to be constructed within this area will have to be relocated to elsewhere on the project site, or eliminated.

Along most of the entire south end of the site, and the eastern portion of the north side of the site, the proposed new site grades will slope relatively gently (gradients less than 5:1) down to meet the current existing grades at the property line, and/or match existing grades. Along the western portion of the north side of the site, the sloping gradient down to the property line increases to as much as approximately 2:1. Along the west side of the site, and along the north and south sides of the new east-west trending street near where it connects to Ventura Avenue, there will be retaining walls up to 5 feet in height at the toe of new descending fill slopes.

The grading currently proposed to be performed within the eastern end of the site, as shown on the *Proposed Site Plan* included as Plate 3 of this report, would require substantial modification in order to avoid destabilizing the existing onsite and offsite slopes present within this area, which have been determined to have been impacted by, and/or are the result of pre-historic landslide activity, and to safely transition to the adjacent existing grade and/or proposed future grades. As noted previously, the removal of materials from this portion of the subject site may destabilize the existing slopes, which currently appear to be in stasis, and therefore the currently proposed cuts and retaining walls should be eliminated from the future grading plans. Additionally, due to the potential of offsite erosion upon the over-steepened offsite slope which may result in soil migration onto the easternmost portion of the subject site, it is recommended that no habitable structures be constructed within the easternmost portion of the site. At a minimum, it is recommended that no removals be made or structures created within that portion of the subject site which lies to the east of the interpreted geologic contact between the older alluvium (Qoa) and the landslide debris (Qls), as identified on Plates 1 through 3 of this report.

Site grading throughout the majority of the site (approximately west of the north-south trending roadway near the east end of the site) will consist of the over-excavation and recompaction of the weaker, upper site soils, and the import of approximately 105,000 additional yards of earth materials to raise the existing site grade approximately 0.5 to 9 feet above the currently existing site grade, to establish grade for the building pads, streets, driveways and parking areas, detention/infiltration basin, and for site drainage. In addition, there will be backfill of related new utilities and retaining walls.

2. GEOLOGIC SETTING

2.1 Geology

Geologic conditions beneath the subject property have been interpreted and characterized based upon our review of published and unpublished references, our review of available historical aerial photographs, our onsite reconnaissance, and our subsurface exploration. Our interpretations involve projections of data and assume that geologic conditions are reasonably constant between points of exposure. Work should continue under the review of the Geologist and Geotechnical Engineer to ensure that geologic conditions different from those described below are recognized and evaluated as soon as possible. Certain subsurface conditions such as groundwater levels and the consistency of near-surface soils will vary with the seasons.

The subject site is located within the Ventura USGS 7.5-minute quadrangle. According to Dibblee (1988), the subject site is underlain by older alluvial materials (Qoa), as shown on the enclosed *Dibblee Regional Geological Map*, Figure 2. According to the *Geologic Map of the Ventura 7.5' Quadrangle* (USGS, 2003), as shown on the attached *USGS Regional Geological Map*, Figure 3, the subject site is underlain by younger alluvial fan deposits classified as Qhf on this map, although the graphical age correlation shows this material as being an 'older' younger alluvial fan material (i.e., within the first half of the Holocene).

Although not identified on the above referenced regional geologic maps, our onsite exploration and reconnaissance programs, and our review of historical aerial photographs indicate that the natural slope which ascends eastward within the eastern portion of the site, continuing offsite with a maximum estimated total slope height of approximately 250 feet, is the result of pre-historic landslide activity. The in-place bedrock material which composes the ascending slope, where exposed in outcrops at the existing ground surface and as encountered in our exploratory excavations, has been determined to consist of Pliocene age sedimentary bedrock of the Pico Formation (Tp and Tps), defined by Dibblee (1988) as consisting of "mostly gray claystone, vaguely bedded, and few thin strata of sandstone" (Tp) and "mostly light gray to tan sandstone, well bedded, in some places pebbly; includes some interbedded claystone, as above" (Tps) and defined by the USGS as "composed of claystone, siltstone, sandstone, locally pebbly; generally susceptible to landsliding". Intact bedrock material, consisting of pebble and cobble rich sandstone materials, are observed to be exposed in the upper most portions of the east ascending slope, and light gray to tan sandstone materials were observed to be exposed in outcroppings located to the north of Test Pit TP-3 and in the bottom of Test Pit TP-2, while olive siltstone was recovered from the bottom of Boring B-3.

Landslide debris is observed to be present at the surface on the lower portions of the east ascending slope, extending westward into the subject site, and was encountered in Borings B-2 and B-3, and Test Pits TP-1 through TP-6, all excavated within the eastern portion of the subject site, and/or the western portion of the adjacent site to the west. The landslide debris was observed to generally consist of silt sand, with minor to abundant gravel and small cobble to small boulder sized inclusions, which is derived from mass wasting of the Pico Formation. The landslide debris appears to mantle the older alluvium (Qoa) in Boring B-2, however it appears that the older alluvium may mantle the landslide debris at the surficial contact indicated on Plates 1 through 3 of this report, which indicates that deposition of the older alluvium began before and continued after the landslide event(s) began and ceased.

More detailed descriptions of the earth materials encountered during the course of our study are provided in the following sections, and in the boring and test pit logs included in Appendix A of this report.

2.2 Faulting

Southern California is a tectonically active region subject to hazards associated with earthquakes and faulting. Faults are classified as either active, potentially active, or inactive. Active faults are defined by the State of California as faults that have exhibited surface displacement within the last 11,000 years. Potentially active faults are defined by the State as those with a history of movement between 11,000 and 1.6 million years ago. Alquist-Priolo Earthquake Fault Zones are zones that have been established by the State that contain active surface fault traces, and projects that are located within these zones require that a fault investigation be performed to determine if active faulting affects the site.

There are no known active, potentially active, or inactive faults mapped on the subject site, and the closest mapped fault to the subject site is the Red Mountain Fault Zone, which is shown by Dibblee as being located as close as approximately 0.82 miles northwest of the subject site, as shown in the upper left corner of the attached *Dibblee Regional Geological Map,* Figure 2. The Red Mountain Fault Zone has been identified as being a thrust fault, with most likely recent surface rupture during the Holocene to Late Quaternary period, and a probable magnitude (M_W) of 6.0 to 6.8 (SCEDC, 2013). This fault, however, is *not* located within an Alquist-Priolo Earthquake Fault Zone.

The attached Figure 4, *Earthquake Fault and Seismic Hazard Zones Map* (CDMG, 1978; CGS, 2003), shows that the area where the subject site is located is not within an Alquist-Priolo Earthquake Fault Zone, or in close proximity to any zones. The nearest Alquist-Priolo Earthquake Fault Zone is located approximately 3.46 miles south of the subject site, further to the south of the area shown on the enclosed Figure 4.

3. EARTH MATERIALS AND SUBSURFACE CONDITIONS

3.1 Older Alluvium (Qoa)

Older alluvial soils were encountered at the ground surface, and extending to the full depths explored throughout the entire roughly level to gently sloping portion of the site, roughly west of the proposed new north-south trending street to be located near the east end of the site. Older alluvial soils may have also been encountered at a depth of approximately 25 feet in Boring B-2, below the landslide debris, and at the ground surface in Test Pit TP-4. The older alluvium encountered near the existing ground surface has been observed to consist predominantly of naturally deposited clayey sand and silty sand, present in a generally slightly moist to moist and dense condition. More detailed earth material profiles are provided on the enclosed boring and test pit logs in Appendix A.

3.2 Landslide Debris (Qls)

Landslide debris was encountered at the ground surface in Borings B-2 and B-3, and Test Pits TP-1 through TP-6, although the material encountered at the ground surface in TP-4 might have been an older alluvium. All of these borings and test pits were excavated within the eastern portion of the study area. The landslide debris was observed to generally consist of silty sand, with minor to abundant gravel and small cobble to small boulder sized inclusions, which is derived from mass wasting of the Pico Formation. The landslide debris was observed to generally be present in a slightly moist and dense condition. More detailed earth material profiles are provided on the enclosed boring and test pit logs in Appendix A.

3.3 Pico Formation Bedrock (Tp)

Bedrock of the late Pliocene age Pico Formation was encountered at a depth of 20 feet in Boring B-3, and at a depth of approximately 3.5 to 5.5 feet (sloping contact) in Test Pit TP-2, and both of these were excavated offsite at the east end of the study area, as indicated on Plate 1 through 3. The bedrock encountered at the bottom of Boring B-3 was observed to consist of olive siltstone, while the bedrock encountered in the bottom of Test Pit TP-2 was observed to consist of white to tan sandstone. Outcroppings visible on the east ascending offsite slope exposed pebble and cobble rich sandstone materials within the uppermost portions of the slope, and tan to light gray sandstone materials were observed to be exposed at the lower portion of the slope.

More detailed earth material profiles are provided on the enclosed boring and test pit logs in Appendix A.

3.4 Soil Parameters

3.4.1 Compaction

Compaction curves were developed in this study for representative samples of the upper onsite soils, to determine the maximum dry density and optimum moisture content, as summarized in the table below. The upper site soils should be over-excavated and recompacted for support of the proposed improvements, as discussed in subsequent sections of this report.

Boring	Depth (ft)	Description	Maximum Dry Density (pcf)	Optimum Moisture Content (%)
B-1	0-5	CLAYEY SAND	121.0	11.0
B-2	0-5	SILTY SAND	126.5	9.0
B-3	0-5	SILTY SAND	129.5	8.0

3.4.2 Compressibility

Consolidation tests were performed on representative undisturbed samples of the onsite soils, and on a remolded sample intended to represent the future compacted fill. The consolidation test results showed a slight to moderate expansion upon inundation with water for some of the samples, negligible to relatively low hydroconsolidation on the remolded sample and majority of the undisturbed samples, and moderate hydroconsolidation on one of the landslide debris samples. Consolidation test results are included in Appendix B.

3.4.3 Shear Strength

Direct shear testing was performed on a remolded sample of the near surface soils to determine the characteristics of a future fill compacted to 90% relative compaction, and on representative undisturbed samples of the native earth materials. The results of the direct shear testing are included in Appendix B.

3.4.4 R-value Testing

A representative sample of the upper site soils was transported to an outside laboratory for R-value testing, and the results are attached in Appendix B. The results showed that the upper site soils have an R-value of 10. Additional R-value testing should be performed on representative samples of the paving subgrade areas throughout the site, at or near the completion of grading, to verify the R-value of the final subgrade soils.

3.4.5 Grain Size Analysis

Grain size testing was performed on representative samples of the earth materials underlying the site by using mechanical sieve analysis, and hydrometer testing. The results of the grain size testing are presented in Appendix B of this report.

3.4.6 Expansion Category

The potential of the soil to swell or expand increases with an increase in soil density, a decrease in initial moisture content (low percent saturation), an increase in clay content, and an increase in the activity of the clay content. Expansive soils change in volume (shrink or swell) due to changes in the soil moisture content. The risk of soil expansion increases with an increase in expansion index.

The expansion indices of the upper site soils were found to be 34, 54 and 87, for samples obtained from Borings B-3, B-2 and B-1, respectively. These expansion values are in the *low* to *medium* expansion category. Expansion index test results are provided on the boring logs in Appendix A.

3.4.7 Corrosivity

The risk of corrosion of construction materials relates to the potential for soil-induced chemical reaction. The rate of deterioration depends on soil resistivity, texture, acidity, and chemical concentration. Representative samples of the upper site soils were transported to an outside laboratory for corrosivity testing, and the results of these tests are attached in Appendix B. Sulfate and chloride concentrations are expressed in mg/kg on a dry weight basis.

Sample Number	Description	pH	Chloride (mg/kg)	Sulfate (mg/kg)	Resistivity (Ohms-cm)
B-1 @ 0'-5'	CLAYEY SAND	8.07	10.33	12.60	14,925
B-2 @ 0'-5'	SILTY SAND	8.52	16.10	76.68	7,299

The soluble sulfate content is less than 1000 mg/kg, which is *negligible* according to ACI 318 (*S0* exposure category), and therefore special considerations for concrete which will be in contact with the onsite soils are *not* required. The corrosivity data should be provided to the project team, AGS does not practice in the field of corrosivity engineering.

3.5 Groundwater

At the time of our field exploration, groundwater was not encountered in any of the borings or test pits, which were excavated to a maximum depth of approximately 40.5 feet below the existing ground surface, where auger refusal was encountered. Based on the enclosed Figure 5, *Depth to Historically High Groundwater Map* (CGS, 2002), the historically highest groundwater level below the subject site ranges from approximately 17 to 18 feet below the existing ground surface at the extreme west end of the site, to deeper than 40 feet below the existing ground surface within the entire eastern half of the site.

Groundwater elevations are dependent on seasonal precipitation, irrigation, land use, and climatic conditions, among other factors, and as a result fluctuate. Therefore, water levels at the time of construction and during the life of the structures may vary from the observations or conditions at the time of our field exploration.

3.6 Field Infiltration Testing

Test Pits P-1 through P-4 were each excavated to a depth of approximately 4 feet below the existing ground surface using a backhoe, in the currently proposed stormwater infiltration area, and also in three possible alternate areas, as provided to our office by Jensen Design and Survey. The approximate locations of the test pits are indicated on the *Existing Site Plan* included as Plate 1, the *Topographic Site Plan* included as Plate 2, and *Proposed Site Plan* included as Plate 3. An approximately 12-inch square by 12-inch deep infiltration test hole was then excavated in the bottom of each test pit utilizing a shovel and other hand operated equipment.

The test holes were then pre-saturated starting 24-hours prior to the beginning of the infiltration testing. At the conclusion of the pre-saturation period, infiltration testing was performed by filling each infiltration test hole with water to approximately 12 inches above the bottom, and recording the drop of the water surface at 30-minute time intervals for a period of 4 hours. The test results are included on the attached Figures 8 and 9.

A summary of the field and corrected infiltration test results is presented in the following table, along with the appropriate correction factors and corrected rates, based on the correction factors for a 12"x12"x12" infiltration test hole, as specified in L.A. County document GS200.2 (2017). The slowest infiltration rate obtained in each test hole was utilized in these calculations:

Test Hole	Stabilized Field Infiltration Rate (minutes/inch)	Stabilized Field Infiltration Rate (inches/hour)	Correction Factor, Per LA County Document GS200.2	Corrected Infiltration Rate (minutes/inch)	Corrected Infiltration Rate (inches/hour)
P-1	21.82	2.75	2.47	53.9	1.11
P-2	14.12	4.25	2.31	32.6	1.84
P-3	8.57	7.00	2.00	17.1	3.50
P-4	8.00	7.50	1.94	15.6	3.86

No grading or compaction should be performed in the area of the proposed infiltration features, *at or near the depth of infiltration*. If any grading is conducted in the infiltration areas which causes compaction, the bottom of

infiltration features should be deepened below any compacted soils, and into undisturbed and uncompacted native soils. It is recommended that infiltration basins be excavated down to the proposed depth of infiltration utilizing an excavator staged *outside the basin*, at least within 2 to 3 feet of the infiltration depth.

A more detailed discussion of, and recommendations for the construction of the currently proposed and alternate infiltration basins is provided in the *Proposed Stormwater Management and Infiltration* section of this report.

4. SEISMICITY

4.1 Seismic Design Criteria

The seismic design of structures based on the 2019 California Building Code (CBC) utilizes the *Maximum Considered Earthquake Ground Motion*. This ground motion and the associated spectral response accelerations are then adjusted for the general type of earth materials within approximately the upper 100 feet underlying the site, termed a *Site Class*. The *Site Class* is based on parameters such as shear wave velocity, standard penetration test resistance, undrained shear strength, and earth material type. For the subject site, which is underlain by deep younger alluvium, the *Site Class* would be 'D', which corresponds to a *stiff soil*.

The site-specific seismic design criteria required by the 2019 CBC were determined utilizing the SEAOC/OSHPD (2022) Seismic Design Maps online web app, utilizing the most current, ASCE 7-16 Standard. The complete output from this web app is attached, and the primary design parameters are summarized in the table below. The *Site Class* option of '*D – Stiff Soil*' was utilized in the analysis.

ASCE Standard	Site Class	F_a	F_v	PGA	PGA_M	S_S	S_1	S_{MS}	S_{M1}	S_{DS}	S_{D1}
7-16	D	1.0	Null*	1.1	1.022	2.108	0.794	2.108	Null*	1.406	Null*

*** See Section 11.4.8 of ASCE 7-16**

Conformance to these criteria does *not* constitute a guarantee or assurance that significant structural damage will *not* occur if a maximum level earthquake occurs. The primary goal of seismic design is to protect life and *not* to avoid all damage, since such design may be economically prohibitive.

4.2 Earthquake Effects

The intensity of ground shaking during an earthquake can result in a number of phenomena classified as ground failure, which include ground rupture due to faulting, landslides, liquefaction, and seismically induced settlement. Other seismic hazards include seiches and tsunamis. Descriptions of each of these phenomena and an assessment of each, as it may affect the subject site, are included in the following sections. The Seismic Hazards Mapping Act of 1990, which became effective in 1991, requires mitigation of seismic hazards to a level that does *not* cause collapse of a building intended for human occupancy, but it does *not* require mitigation to a level of no ground failure or structural damage.

4.2.1 Shallow Ground Rupture

Ground surface rupture occurs when movement along a fault is sufficient to cause a gap or rupture where the upper edge of the fault zone intersects the ground surface. Such ruptures rarely occur as single breaks or are confined to a narrow zone. More commonly, ground rupture associated with faulting is characterized by relatively short segments of faulting that occur over a broad area of the upper plate. In some cases, particularly in unconsolidated alluvial sediments, *secondary ground ruptures* can develop from a number of causes not necessarily related directly to surface rupture of the causative fault. The secondary ground ruptures may be caused by ground shaking, seismic settlement, landslides, and liquefaction.

Since there are *no* known active or potentially active faults passing through the site, the potential for on-site ground rupture due to movement on an underlying fault in *not* considered a significant hazard, although it is a possibility at any site. The potential for ground rupture due to other causes is discussed in the following sections.

4.2.2 Earthquake-Induced Landsliding

Earthquake-induced landslides are slope failures that occur where the horizontal seismic forces act to induce soil failure. Seismic Hazard Maps have been released by the California Geological Survey that delineate areas that have been subject to, or are potentially subject to landsliding as a result of earthquake-induced ground shaking. The majority of the subject site and surrounding area are relatively flat to only gently sloping, and therefore earthquake-induced landsliding is these areas is *not* considered to be a hazard within the majority of the site.

As shown on the *Earthquake Faults and Seismic Hazard Zones Map* (CGS 2003) included as Figure 4 of this report, the offsite slope which ascends to the east of the subject site has been identified as being potentially susceptible to earthquake induced landslide activity.

Furthermore, as detailed in previous sections of this report, our review of historical aerial photographs and our onsite reconnaissance and exploration programs have indicated that pre-historic landslide activity has impacted the easternmost portion of the site, and the existing east ascending slope which ascends offsite beyond the eastern property line. The surficial expression of the landslide feature indicates that movement has not occurred within historic time, and the interpreted interfingering of the landslide deposits with the older alluvium present below the western portion of the site indicate that the landslide activity was not recent.

Due to the presence of fencing near the base of the landslide feature, and the presence of dense vegetation and over-steepened slope faces within the landslide feature, additional exploration within this landslide feature was not feasible at the time of our exploration program. Regional mapping as published by Dibblee (1988) and the USGS (2003), and a measurement taken in an outcropping at the base of the slope, north of Test Pit TP-3, indicate that bedding is favorable with respect to the existing slope geometry, as detailed on *Cross-Section B-B'* included in Plate 4 of this report. Based upon the bedding attitude recorded in Test Pit TP-2, a slight out of slope component of bedding has been indicated on *Cross-Section A-A'*, also included on Plate 4 of this report.

Although the currently proposed development plans, as included as the base map for the *Proposed Site Plan* included as Plate 3 of this report, indicate that grading will be performed and buildings constructed near the base of the east ascending slope, within the area impacted by the existing landslide debris, as detailed elsewhere within this report, it is our recommendation that the proposed development plan be modified to exclude the currently proposed grading, and to remove and/or relocate the three proposed structures within this portion of the site. As a result of these recommended changes, it is our professional opinion that the risk of earthquake induced landsliding impacting the proposed improvements should be considered to be low.

4.2.3 Seiches and Tsunamis

Seiches are an oscillation of the surface of an inland body of water that varies in period from a few minutes to several hours. Seismic ground shaking can induce such oscillations. Tsunamis are large sea waves produced by submarine earthquakes or volcanic eruptions. The site is *not* located close to, or downstream of an inland body of water, and is at an elevation sufficiently above sea level to be outside the zone of a tsunami runup, and therefore the risk of these two hazards is *not* considered pertinent to this site.

4.2.4 Evaluation of Liquefaction Potential

The subject site is *not* located in an area designated as being potentially liquefiable on the State of California Seismic Hazard Zones Map of the Ventura Quadrangle (CGS, 2003), as shown on the attached Figure 4, *Earthquake Fault and Seismic Hazard Zones Map* (potentially liquefiable areas are indicated by the green shading on this map). Therefore, liquefaction is not considered to be a hazard to the subject site, and liquefaction analysis is not required.

4.2.5 Dynamic Dry Settlement

Dynamic dry settlement is the consolidation of relatively loose sandy soils as a result of seismic shaking. The upper site soils will be over-excavated and recompacted, and the underlying earth materials consist of dense to very dense or stiff older alluvial deposits, which would not be considered subject to any measurable dynamic dry settlement due to seismic shaking. Therefore, dynamic dry settlement would not be considered to be a hazard to the subject site.

5. CONCLUSIONS AND RECOMMENDATIONS

5.1 Conclusions and Design Requirements

Based on the findings of our data review, subsurface exploration, laboratory testing, field testing, and engineering analysis, and within the scope of this study, it is the opinion of AGS that construction of the proposed farmworker housing development is *feasible* from a geotechnical engineering viewpoint, with some modifications to the proposed scope and plans that were provided to our office, as discussed herein. The recommendations contained within this report should be incorporated into the project design, and implemented during construction.

5.1.1 Faults / Seismicity

Although there are no known active or potentially active surface fault traces on the subject site, like most of Southern California, the site lies within a seismically active area. Earthquake resistant structural design is recommended, and is required by the building code. Designing structures to be earthquake-proof is generally considered to be impractical, especially for private projects, due to cost limitations. Significant damage to structures may be unavoidable during large earthquakes. Structural design based on the 2019 CBC (California Building Code) structural analysis procedures specifies the use of the seismic parameters given previously in the *Seismic Design Criteria* section. These minimum code values are intended to protect life and may not provide an acceptable level of protection against significant cosmetic damage and serious economic loss. Significantly higher than code parameter values may be necessary to further reduce potential economic loss during a major seismic event.

5.1.2 Hazardous Materials

AGS has *not* been retained to provide any type of environmental assessment of the subject property, *nor* to provide recommendations with respect to any contamination that might be present. AGS does not practice in the field of environmental assessment.

5.1.3 Cut Slopes

Proposed cut slopes are shown at the east end of the site, as indicated on the *Proposed Site Plan* included as Plate 3 of this report. However, as discussed herein, it is recommended that no cuts be made into the existing slope at the east end of the site. No other cut slopes have been proposed elsewhere on the site.

5.1.4 Fill Slopes

Fill slopes are proposed to be constructed on portions of the site as part of the planned development. Fill slopes will be a maximum 2:1 (horizontal:vertical) in gradient, with maximum anticipated heights of approximately 10 vertical feet. The fill slopes should be constructed in accordance with the recommendations presented in the *Site Preparation* section of this report.

5.1.5 Rockfall

Damage to life or property due to rockfall as a result of the construction of the proposed improvements is *not* considered to be a risk at the subject site.

5.1.6 Slope Setback

When located next to a descending 3(H):1(V) slope or steeper, the base of footings for buildings should be a minimum of 5 feet or one-third (⅓) the slope height from the face of slope, whichever is greater, but need *not* exceed 40 feet from the face of slope. When located next to an ascending 3(H):1(V) slope or steeper, the base of footings

for structures should be a minimum of 3 feet, or one-half (½) the slope height from the toe of slope, whichever is greater, but need *not* exceed 15 feet from the toe of slope. *Examples of Slope Setbacks* are included on the attached Figure 6.

5.1.7 Offsite Drainage

Berms should be established at the tops of descending slopes, to divert drainage and prevent it from concentrating and flowing over slope faces, or offsite.

5.1.8 Proposed Stormwater Management and Infiltration

The current plan shows a large detention and infiltration basin near the west end of the site, as shown on the attached Plate 3 of this report. The bottom of this basin as shown on the current plan will require the placement of approximately 4.25 to 8.25 feet of fill above the current existing site grade, and the construction of fill slopes up to a maximum of approximately 10 feet in height overall, and 3 feet above the bottom of the basin, to create the sloping sides of the basin. A primarily granular, permeable compacted fill would have to be imported to create the bottom of this basin, between the depth of initial over-excavation and the finished grade in the bottom of the basin, and it may be difficult and/or costly to find such a large volume of consistent, select granular fill for this purpose. In addition, very extensive, ongoing testing would be required by the Geotechnical Engineer during the import and placement of this material, to verify the consistency, and minimum required permeability.

It's our understanding that the current plan is somewhat preliminary, and if this basin is to be constructed as shown on the attached Plate 2, it would be recommended that the upper 4 feet approximately of existing native soils first be over-excavated and removed, prior to placing the select, primarily granular fill, and relatively permeable compacted fill. It is also recommended that the contact between the imported primarily granular fill and underlying native soils be relatively level. Note that the imported granular material *would* still require the typical minimum 90% relative compaction, in order to maintain the stability of this basin and adjacent slopes, and therefore this material, *when compacted*, will have to be at least as permeable as the underlying native soils. It would also be recommended that the sloping sides within the interior of the basin be lined with an impermeable liner, to at least reduce the migration of the detained water towards the descending perimeter slopes, and also to prevent erosion of the interior slopes. It is recommended that the liner also extend vertically downward from the toe of the interior descending slopes, to the bottom of the permeable import material (the contact with undisturbed native soils), in order to prevent or at least reduce horizontal migration of the detained water towards the exterior slope faces, and reduce the potential for the infiltrated water to daylight in the lower surrounding areas to the north and west of the basin. Another requirement for the descending slopes around the perimeter of this proposed detention/infiltration basin would be that the earth materials utilized to construct these slopes be relatively cohesive, and that a minimum 95% compaction be achieved.

Possible alternative infiltration locations which are already being considered by the Project Civil Engineer would be to construct typical underground infiltration basin(s) within either or both of the two large centralized proposed landscaped courtyard areas, and/or within the proposed parking area at the southwest corner of the site. Infiltration testing was conducted within these three areas as part of this study (P-1 and P-2 are within the proposed landscaped courtyard areas, and P-4 is within the proposed southwest parking area), as well as within the currently proposed large detention/infiltration basin shown on the current plan, Plate 3 of this report (P-3 was in this area). If any of these alternative underground infiltration basin(s) are constructed, it is also recommended that a minimum of the upper 4 feet of existing native soils first be over-excavated and removed, prior to placing the first layer of infiltration system gravel within the basin(s). The bottom of these basin areas should be relatively level, prior to placing the first layer of gravel.

The intentional introduction of enormous amounts of water into the ground via the infiltration of onsite stormwater is a relatively new concept, and is inherently risky, regardless of any precautions which may be taken. Infiltration is especially risky when conducted below paved parking areas or other miscellaneous improvements, and should preferably be done below landscape areas only, and should be as far as possible from the proposed structures,

pavements, site walls, sidewalks and other improvements. Some potential settlement and cracking of any improvements located directly above, or in the vicinity of infiltration features may be possible. There should also be careful coordination of the site utility locations with any proposed stormwater infiltration features. The proposed stormwater infiltration features should *not* be allowed to come into contact with, or to even be in close proximity to utility trench backfill, and utilities are not allowed to cross above, below or through any proposed infiltration features, with the exception of irrigation lines within landscape areas entirely above infiltration areas.

5.1.9 Site Drainage

All surface runoff must be carefully controlled, and must remain a crucial element of site maintenance. Proper drainage and irrigation are important to reduce the potential for excessive infiltration adjacent to foundations, pavements, and other miscellaneous improvements. Final grading should provide positive drainage away from the proposed structures and other improvements. All pad drainage shall be collected and diverted away from proposed buildings and foundations in non-erosive devices. All drainage piping should be watertight and discharge to an appropriate location, as determined by the Project Civil Engineer.

All underground plumbing fixtures should be absolutely leak-free. As part of the maintenance program, utility lines should be checked for leaks for early detection of water infiltrating the soils that could cause detrimental soil movements. Detected leaks should be promptly repaired. Proper drainage shall also be provided away from the building footings during construction. This is especially important when construction takes place during the rainy season.

Seepage of surface irrigation water or the spread of extensive root systems into the subgrade of footings, slabs, concrete flatwork or pavements can cause differential movements and consequent distress in these structural elements. Trees and large shrubbery should *not* be planted so that roots grow under foundations and flatwork when they reach maturity. Landscaping and watering schedules should be planned with consideration for these potential problems.

Drainage systems should be well maintained, and care should be taken to *not over* or *under* irrigate the site. Landscape watering should be held to a minimum while maintaining a uniformly moist condition without allowing the soil to dry out. During extreme hot and dry periods, adequate watering may be necessary to keep soil from separating or pulling back from the foundations. Cracks in paved surfaces should be sealed to limit infiltration of surface waters.

5.1.10 Plan Review

When final Grading and Structural Plans become available, they should be reviewed by AGS *prior* to submittal to regulatory agencies for approval. Additional analysis *may* be required at that time depending on specific details of the proposed grading and improvements. Approval by this office will be indicated on the plans by either manual or digital signature and stamp.

5.1.11 Additional Recommendations

The following additional geotechnical recommendations should be incorporated into the final design, and construction plans. All such work and design should be in conformance with applicable governmental regulations or the recommendations contained herein, whichever are more restrictive. The following recommendations have *not* been reviewed or approved by any governing agency at this time. These recommendations may change based on obtaining approval from the County. Design of the proposed project should be made following approval from the County.

5.2 Site Preparation

General guidelines are presented below to provide a basis for quality control during site grading. It is recommended that all compacted fills be placed and compacted with engineering control under continuous observation and testing by a field representative of the Geotechnical Engineer, and in accordance with the following requirements.

5.2.1 Removals

a. When demolishing any existing improvements on the site, the contractor should locate any existing foundations, floor slabs, debris pits, existing fill, and subsurface trash which may be present. These soils and structures should be completely removed. In the area of the proposed structures and other improvements, deeper removals may be required, as discussed below.

b. Remove all vegetation and loose soil *prior* to fill placement. The general depth of stripping should be sufficiently deep to remove any root systems, and the upper relatively porous soils. Based on our subsurface exploration across the site, the thickness of the upper relatively porous soil requiring removal is anticipated to be approximately 2 to 3 feet, but for uniformity, the depth of initial over-excavation should be an overall minimum depth of 3 feet below the existing site grade. In addition, a careful search shall be made for subsurface trash, abandoned masonry, abandoned tanks and septic systems, and other debris during grading. All such materials shall be removed *prior* to fill placement. The removal of trees and large shrubs should include complete removal of their root structures.

c. In the area of the proposed structures, and throughout the entire site where the existing grade will be raised by the placement of additional fill, any existing artificial fill, disturbed soils and the upper relatively porous soils should be over-excavated and recompacted. For uniformity, it is recommended that this initial depth of over-excavation extend to a minimum of 3 feet below the existing site grade, and 3 feet below the bottom of the proposed building and retaining wall foundations, whichever is deeper. In addition, all building and retaining wall foundations should be underlain by a relatively uniform blanket of newly placed compacted fill, where the ratio of the maximum to minimum depths of compacted fill below bottom of footing does not exceed approximately 2.5:1.

d. In proposed street, parking, driveway, and other flatwork areas (patios, walkways, etc.), and any other areas of miscellaneous surface improvements, and where the existing grade is to be raised by the placement of fill, any existing artificial fill, disturbed soils, and upper relatively porous soils should be over-excavated and recompacted. In order to provide more uniform support for the proposed fill and overlying improvements, the depth of initial over-excavation should extend to a minimum of 3 feet below existing and future site grade, and a minimum of 12 inches below bottom of improvements or pavement structural section, whichever is deeper.

e. The lateral limits of initial over-excavation can be limited to the areas of the proposed structures, retaining walls, pavement, and other miscellaneous improvements, and areas where the grade will be raised by the placement of additional compacted fill, but should extend a distance of at least 5 feet beyond the outside perimeter of all building and retaining wall foundations where possible, or for a distance equal to the depth of compacted fill, whichever is greater. The lateral limits of over-excavation should extend a minimum distance of at least 2 feet beyond the outside perimeter of pavement areas and other surface improvements, where possible, or for a distance equal to the depth of compacted fill, whichever is greater. A careful search shall be made for deeper areas of loose soil during grading operations. If encountered, loose areas should be properly removed to the firm underlying native soil and properly compacted.

5.2.2 Bottom Stabilization

a. Depending on the time of year, amount and recency of precipitation, and the type and size of equipment utilized during grading, stabilization of the bottom of over-excavation may be required. If the bottom is found to be 'pumping' due to excessive moisture, stabilization may be required in order to allow the placement and proper compaction of fill. At the time of our

field exploration, which was conducted during a prolonged period of relatively dry weather, the upper earth materials in the areas explored had moisture contents in a range not likely to cause pumping at the depth of over-excavation. However, the soils may have increased moisture content directly below the existing trees, in the areas of the currently active orchard drip irrigation system, and/or during winter.

b. It's our recommendation that bottom stabilization, if and where required, consist of alternating layers of Tensar *InterAx* Geogrid and aggregate base. Using this method, the required over-excavation should still first be made to a minimum depth of 3 feet below the existing and future grade level, and a minimum of 3 feet below bottom of the proposed building foundations, whichever is deeper. It is recommended that a large excavator staged outside the excavation be utilized for the initial over-excavation in any areas of pumping soils. The first layer of geogrid should then be placed directly on a relatively level, native soil bottom of over-excavation. Adjacent layers of geogrid should be overlapped a minimum of 18 inches.

c. Some type of imported aggregate base material, which may include recycled AC/PCC/AB should then be placed over the geogrid in two approximately 6-inch thick compacted layers (about 8 to 9-inch +/- loose lifts), for a total of 12 inches of compacted base, compacted to a minimum 90% compaction. The imported 'base-like' material does not have to meet exact road base specifications, but should have very minimal fines content, similar to base. The intent of recommending this general type of material is that it compacts more easily than a typical soil with more fines content, thereby reducing potential disturbance to the underlying subgrade, and increasing the ease of compaction. This type of material is also less prone to absorb excessive moisture from the very moist subgrade soils that would underlie the geogrid in any areas needing stabilization, and a generally granular type of material is required for interlock with the geogrid, in order to mobilize the functionality of the geogrid.

d. It is recommended that the base be properly moisture conditioned and thoroughly mixed *outside* the excavation, and prior to placement over the geogrid. It is also recommended that an excavator staged outside the excavation, or small track-mounted equipment, be utilized to spread the base over the geogrid. Wheel-mounted equipment and dynamic compaction methods would not be recommended for compaction over pumping soils.

e. If sufficient stabilization has not yet been achieved to allow the placement and compaction of onsite soils over the top of the first 1-foot of geogrid and compacted base, then another layer of geogrid should be placed on top of the base, followed by a 6-inch layer of compacted base. Again, if sufficient stabilization has not yet been achieved, another 6-inch layer of compacted base should be placed, and stabilization tested again. If stabilization has not been achieved by this time, the use of smaller and/or track-mounted equipment should be considered for use within the excavation. If necessary, another layer of geogrid could be placed, followed by another 6-inch layer of compacted base.

5.2.3 Suitable Fill Material

a. The excavated onsite soils, cleaned of deleterious material, can be re-used for fill, but should be moisture conditioned (i.e., by drying, or adding water, as necessary), and thoroughly mixed. Rock larger than 6 inches should *not* be buried or placed in compacted fill. Rock fragments less than 6 inches may be used provided the fragments are *not* placed in concentrated pockets, and a sufficient percentage of finer grained material surrounds and infiltrates the rock voids.

b. Imported material should generally have engineering properties similar to, or more favorable that those on the subject site, and it is also recommended that any import material have an

expansion index of less than 50, and an R-value of at least 15. Imported material will require testing to verify the engineering properties, and must be approved by the Geotechnical Engineer *prior* to placement on the site.

5.2.4 *Placement of Compacted Fill*

a. All fill materials should be placed in controlled, horizontal layers *not* exceeding 6 to 8 inches in loose thickness, and moisture conditioned to a minimum of approximately 2% over optimum moisture content, but no more than approximately 5% over optimum, and *thoroughly* mixed. This recommendation for minimum moisture content is based on the expansiveness of the upper onsite soil, and could be reduced for soils with much lesser expansion potential, but it is recommended that all earth materials, including aggregate base, be moisture conditioned to at least optimum moisture content, prior to compaction.

b. Fill materials should be compacted to a minimum 90% of the laboratory maximum dry density (95% for the upper 12 inches in areas subject to vehicular traffic, and for the slopes around the proposed detention/infiltration basin), as determined by ASTM D1557. If either the relative compaction or moisture content do *not* meet these criteria, the contractor should rework the fill until it does meet the criteria. If the fill materials pump (flex) under the weight of construction equipment, difficulties in obtaining the required minimum compaction may be experienced. Therefore, if soil pumping occurs, it may be necessary to control the moisture content to a closer tolerance (e.g., 2 to 3% above optimum), use construction equipment that is not as prone to cause pumping, or implement the stabilization methods discussed previously in this report.

c. The field test methods to be used to determine the in-place dry density of the compacted fill shall be in conformance with either ASTM D1556 (sand cone test method) or ASTM D2922 (nuclear gauge method).

d. Subgrade to be utilized for the support of any exterior surface improvements shall be moisture conditioned, as required, to at least approximately 2% over optimum moisture content, but no more than approximately 5% over optimum, thoroughly mixed, and be recompacted to at least 90% of the maximum dry density to a depth of at least 12 inches (95% for the upper 12 inches in areas subject to vehicular traffic). This recommendation for minimum moisture content is based on the expansiveness of the onsite soil, and could be reduced for soils with lesser expansion potential, but it is recommended that all earth materials, including aggregate base, be moisture conditioned to at least optimum moisture content.

5.2.5 *Fill Slopes*

a. Fill slopes must be founded on a keyway of undisturbed, competent native material approved by the Geotechnical Engineer or Geologist, and/or their field representative. The keyway should be a minimum of 10 feet in width, dipped into the retained side, must extend at least to the proposed toe of slope, and extend at least 3 feet into competent native material at the outer edge of the keyway. The fill slope should be benched into competent, native material.

b. Fill slopes shall be constructed by placing fill soil to a sufficient distance beyond the proposed finished slope surface to allow compaction equipment to operate at the outer surface limits of the final slope surface, and then cutting back to finished grade. Other suitable methods of properly compacting the slope surface would be allowed along property lines.

5.2.6 *Testing of Compacted Fill*

a. At least one compaction test shall be performed for every 500 yd^3 of the fill material. In addition, at least one test shall be performed for every 2 feet of fill thickness.

5.2.7 Detention/Infiltration Basins

a. If the large detention/infiltration basin shown near the west end of the site is to be constructed as shown on the attached Plate 2 of this report, a minimum of approximately the upper 4 feet of existing native soils should first be over-excavated and removed, prior to placing select, primarily granular, and relatively permeable compacted fill for the bottom of the basin. It is also recommended that the contact between the bottom of the imported primarily granular fill and underlying native soils be relatively level.

b. The select imported primarily granular basin bottom fill material *would* still require the typical minimum 90% relative compaction, in order to maintain the stability of this basin and adjacent slopes, and therefore this material, *when compacted*, will have to be at least as permeable as the underlying native soils, by extensive testing throughout the placement of this fill.

c. The sloping sides within the interior of the basin should be lined with an impermeable liner, to prevent the migration of the detained water towards the descending perimeter slopes, and also to prevent erosion of the interior slopes. The liner should also extend vertically downward from the toe of the interior descending slopes, to the bottom of the permeable import material (the contact with undisturbed native soils), in order to prevent or at least reduce horizontal migration of the detained water towards the exterior slope faces, and reduce the potential that infiltrated water would daylight in the lower surrounding areas to the north and west of the basin. The descending slopes around the perimeter of this proposed detention/infiltration basin should be compacted to a minimum 95% relative compaction, and the earth materials utilized to construct these slopes be relatively cohesive.

d. If any of the three alternative infiltration basin(s) are to be constructed, it is recommended that the upper 4 feet of existing native soils in these areas first be over-excavated and removed, prior to placing the first layer of infiltration system gravel within the basin(s). The bottom of these basin(s) should be relatively level, prior to placing the first layer of gravel. Additional gravel may be utilized as necessary to fill up to the bottom of proposed infiltration chambers.

5.2.8 Inclement Weather and Construction Delays

a. If construction delays or the weather result in the surface of the fill drying, the surface should be scarified, moisture conditioned and recompacted before the next layer of fill is added. Each new layer of fill should be placed on a rough surface so planes of weakness are not created in the fill.

b. During periods of wet weather and before stopping work, all loose material shall be spread and compacted, surfaces shall be sloped to drain to areas where water can be removed, and erosion protection or drainage provisions shall be made in accordance with the plans provided by the Civil Engineer. After the rainy period, a field representative of the Geotechnical Engineer shall *review* the site for authorization to resume grading, and to provide any specific recommendations that may be required. As a minimum, however, surface materials previously compacted before the wet weather shall be scarified, brought to the proper moisture content, and recompacted *prior* to placing additional fill.

c. During the construction of foundations, floor slabs and any exterior concrete flatwork, construction sequences should be scheduled to reduce the time interval between subgrade preparation and concrete placement to avoid drying and cracking of the subgrade, or the surface should be covered or periodically wetted to prevent drying and cracking.

5.2.9 Responsibilities

a. Representative samples of material to be used as compacted fill should be analyzed in the laboratory by the Geotechnical Engineer to determine the physical properties of the materials. If any materials other than those previously tested are encountered during grading, the appropriate analysis of this material should be conducted by the Geotechnical Engineer as soon as practicable. Any imported soil from off-site sources shall be approved *prior* to placement.

b. All grading work shall be observed and tested by the Project Geotechnical Engineer or their field representative to confirm proper site preparation, excavation, scarification, and compaction of onsite soil, selection of satisfactory fill materials, and placement and compaction of fill. All removal areas and footing excavations shall be observed by the field representative of the Project Geotechnical Engineer before any fill or steel is placed.

c. The lateral limits and the depths of the required over-excavation and recompaction should be shown by the Civil Engineer on the grading plans.

d. The grading contractor has the ultimate responsibility to achieve uniform compaction in accordance with the geotechnical report and grading specifications.

5.3 Utility Trench Backfill

The onsite soils are suitable for backfill of utility trenches from 1-foot above the top of the pipe to the surface, provided the material is free of organic matter and deleterious substances. The existing site soils should provide a firm foundation for site utilities, but any soft or unstable material encountered at pipe invert should be removed and replaced with an adequate bedding material.

The site Civil Engineer in accordance with manufacturer's requirements should specify the type of bedding materials. Granular soils should be imported for bedding and shading of utilities. Jetting of bedding materials should *not* be permitted unless appropriate drainage is provided and the bedding has a sand equivalent greater than 50.

Trench backfill should be placed in 6 to 8-inch lifts, and properly moisture conditioned and compacted in accordance with the recommendations provided in the *Site Preparation* section of this report. Jetting of trench backfill is *not* acceptable to compact the backfill.

Major underground utilities shall *not* cross beneath buildings unless specifically approved by the Project Civil Engineer and respective utility company. If approved, trenches crossing building areas shall be backfilled with a select gravelly sand compacted to 95% relative compaction.

5.4 Temporary Excavations

It is anticipated that most temporary excavations may be made to a maximum vertical height of 5 feet, however any sands which may be encountered should be excavated at a uniform 1.5:1 gradient. Excavations greater than 5 feet in height should be sloped back at either a uniform 1:1 gradient for cohesive soils, and 1.5:1 for sands. Excavations should *not* be allowed to become soaked with water or to dry out. Surcharge loads should *not* be permitted within a horizontal distance equal to the height of the excavation from the top of the excavation, unless the excavation is properly shored. Excavations that might extend below an imaginary plane inclined at 45 degrees below the edge of an existing foundation should be properly shored to maintain foundation support for the existing structure. All temporary excavation should be observed by a representative of the Geotechnical Engineer during excavation, to verify the anticipated soil conditions.

5.5 Foundation Design

After the over-excavation and recompaction of the existing upper site soils, and the import and placement of additional compacted fill to achieve the future finished grades across the site, conventional shallow footings founded entirely within certified compacted fill can be utilized for foundation support for the proposed multi-family structures, and retaining walls. All foundations for these structures should be underlain by a minimum of 3 feet of compacted fill. Free-standing site walls not exceeding approximately 6 feet in height may bear in either compacted fill, or undisturbed, competent native soils, although any given length of wall should bear entirely within one material. The following design criteria may be used in the design of conventional, shallow footings.

5.5.1 Minimum Footing Dimensions

Minimum Footing Embedment Depth (inches)	Minimum Continuous Footing Width (inches)	Minimum Isolated or Pad Footing Width, (inches)
1 or 2-Story - 21 3-Story - 24	1-Story – 12 2-Story – 15 3-Story - 18	24

Where located adjacent to utility trenches, footings shall extend below a 1:1 plane projected upward from the inside bottom of the trench. Note that these foundation depths are based on the expansiveness of the upper onsite soils. If less expansive soils are placed *throughout* the upper 4 feet of any given building pad, retaining wall area, or other miscellaneous footing areas, these values could be reduced, but should still comply with the minimum depths provided in Ventura County Building and Safety Standard B-49, Table 1805.4.2.

5.5.2 Allowable Bearing Pressure and Lateral Resistance

Allowable net vertical soil bearing pressure, including dead and live loads, are given below for footings founded on compacted fill at the minimum required embedment depths, provided the footing width equals or exceeds the recommended minimum.

Structure Type	Bearing Material	Allowable Bearing Pressure (psf)	Allowable Sliding Friction Coefficient	Allowable Passive Resistance (psf/ft of depth)	Maximum Passive Resistance (psf)
BUILDINGS & RETAINING WALLS	COMPACTED FILL	2500	0.3	250	2500
FREE-STANDING SITE WALLS <~6'	COMPETENT NATIVE SOILS	1000	0.2	150	1500

The bearing capacity can be increased by ⅓ when considering short duration wind or seismic loads. Resistance to lateral loads can be assumed to be provided by friction along the base of the foundation, and by passive earth pressure on the side of the footing. The allowable friction coefficient may be used with the vertical dead loads, and the allowable lateral passive pressure can be utilized for the sides of footings poured against the recommended bearing material. These allowable values can be increased by a factor of 1.5 to convert from allowable to ultimate values. It is recommended that the upper 1-foot of soil be neglected when computing lateral resistance, due to the potential for the material to become disturbed or degraded during the life of the structure.

5.5.3 Foundation Settlement

Static settlement of proposed foundations due to dead and frequently applied live loads is not expected to exceed approximately ½ to ¾-inch under the assumed loading conditions, and is expected to occur primarily upon initial application of loading. Differential settlement is not expected to exceed approximately ¼ to ½-inch.

5.5.4 Steel Reinforcement

All continuous foundations should be reinforced with a minimum of four #4 steel bars. Two of these should be placed near the top of the foundation, and two should be placed near the bottom. Final structural details of the

footings, such as footing thickness, concrete strength, and amount of reinforcement, should be determined by the project Structural Engineer, but should comply with the above minimums. The earth materials underlying the subject site are in the *low to medium* expansion range. Expansion index tests should be performed at the time of grading, to determine the final expansion index of the graded pads.

5.5.5 Required Observations

Prior to placing concrete in the footing excavations, an observation should be made by the field representative of the Geotechnical Engineer, to confirm that the footing excavations are free of loose and disturbed soils, and are embedded in the recommended earth materials.

5.6 Floor Slab Design

It is recommended that concrete slabs-on-grade be a minimum of 4 inches thick, and be reinforced with a minimum of #4 steel bars placed a minimum of 18 inches on center each way. The exact structural details such as slab thickness, concrete strength, reinforcement, and joint spacing, should be determined by the project Structural Engineer, but should comply with these minimum requirements. Additional expansion index testing should be performed at the time of grading to confirm the expansion index of the final graded pads.

Cracking of concrete flatwork can occur and is relatively common. Steel reinforcement and crack control joints are intended to reduce the risk of concrete slab cracking, as are the use of proper concrete curing, and sometimes fiber reinforced concrete. Also, concrete slabs are generally not perfectly level, but they should be within tolerances included in the project specifications.

Tile flooring can crack, reflecting cracks in the underlying concrete slab. Therefore, if tile flooring is used, the slab designer should consider additional steel reinforcement, above minimum requirements, in the design of concrete slabs-on-grade where tile will be installed. Furthermore, the tile installer should consider installation methods, such as using a vinyl crack isolation membrane between the tile and concrete slab, to reduce the potential for tile cracking.

If earthwork operations are conducted such that the construction sequence is not continuous, or if construction operations disturb the surface soils, it is recommended that the exposed subgrade to support concrete slabs be tested within a day of the concrete pour or placement of sand (or vapor barrier, where utilized) to verify adequate compaction and moisture conditions. If adequate compaction and moisture conditions are not demonstrated, the disturbed subgrade should be over-excavated, scarified, and recompacted in accordance with the guidelines in the *Site Preparation* section of this report *prior* to the slab being poured, or sand and vapor barrier being placed.

5.6.1 Sand and Vapor Barrier

It is recommended that all building floor slabs be underlain by a *minimum* of 4 inches of sand, based on the expansion index range of the onsite soils, and County of Ventura requirements. If soils in the *very low* expansion range are placed *throughout* the upper 4 feet of any given building pad, 2 inches of sand could be utilized. The thickness of sand should comply with the thickness provided in Ventura County Building and Safety Standard B-49, Table 1805.4.2. It is also recommended that a minimum 15-mil thick plastic vapor barrier be used under floor slabs in moisture sensitive areas. The vapor barrier should be installed in accordance with the recommendations contained in the latest version of ASTM E1643.

The literature is mixed regarding the preferred placement of the vapor barrier with respect to the sand and concrete slab. Some designers prefer to place the vapor directly below the concrete slab, and some prefer to sandwich the vapor barrier between layers of sand. It is our opinion, and the opinion of the *California Geotechnical Engineering Association* that the decision of where to place the vapor barrier does not fall under the responsibility or expertise of the Geotechnical Engineer, and we will therefore defer to the project designer on this matter. Appropriate precautions should be taken whichever placement is chosen.

Seams of the vapor barrier should be overlapped and sealed. Where pipes extend through the vapor barrier, the barrier should be sealed to the pipes. Tears or punctures in the vapor barrier should be completely repaired *prior* to placement of concrete. The concrete mix should be designed so as to minimize possible curling of the slab. The concrete slab should be allowed to cure properly before placing vinyl or other moisture-sensitive floor covering.

5.7 Asphalt and Concrete Pavement

5.7.1 Grading

All exterior areas to be paved with asphalt or concrete should be graded in accordance with the general recommendations for site grading as described in the *Site Preparation* section of this report. In proposed parking and driveway areas, and any other exterior flatwork areas (walkways, patios, etc.), any existing fill material, loose or disturbed soils, and relatively porous upper site soils should be over-excavated and recompacted. The depth of over-excavation should extend to a minimum of 3 feet below the current existing site grade, or 12 inches below future subgrade level, whichever is deeper, and a minimum of 12 inches below the bottom of future concrete, asphalt or aggregate base section. If test results show that proper moisture and compaction requirements do not exist just *prior* to placing base or placing pavements, the surface should be scarified, moisture conditioned, and properly recompacted.

Compaction tests will be required for all asphalt and aggregate base. A minimum relative compaction of 95% is required for all asphalt, aggregate base, and upper 12 inches of subgrade soils. The aggregate base should have a minimum *R*-value of 78 and meet recognized industry specifications for aggregate base. Base materials should be placed and compacted in lifts not exceeding 6 inches. Asphalt should *not* be placed if the base is pumping. Base materials are *not* required beneath curbs and gutters, however, if base materials are not utilized beneath the curbs and gutters, it is recommended that the subgrade soils be recompacted to at least 95% relative compaction to a minimum depth of 12 inches below the bottom of curbs and gutters.

5.7.2 Maintenance

Pavement section design assumes that proper maintenance practices, such as sealing and repair of localized areas of distress, are employed throughout the design life of the pavement.

5.7.3 Asphalt Pavement Design

Pavement section calculations were performed for asphalt pavement design for a range in traffic indices. Selection of the appropriate traffic index to use should be made by the Project Civil Engineer based on their knowledge of traffic flow and loadings.

The structural sections for asphalt pavement were computed in general accordance with the Caltrans method (**California Department of Transportation Highway Design Manual**), using a design R-value of 10, based on the results of R-value testing of a representative sample of the upper onsite soils. The results of the R-value testing are included in Appendix B of this report, and recommended pavement sections are summarized in the following table. Note that the City of Ventura may have overriding minimum pavement sections for public streets.

Traffic Index	Thickness (inches)	
	Asphalt	Aggregate Base
5.0	4.0	6.5
6.0	4.0	10.5
7.0	4.0	12.5

5.7.4 Confirmation of R-Value

Additional representative testing to determine the R-value of the subgrade soils in street, parking and driveway areas, should be performed near or after the completion of grading, in order to finalize the pavement section. It should be noted that the pavement section design recommendations presented in this report may change, depending

on the final composition of the subgrade soils. More favorable pavement sections could be utilized if the upper 2 feet of subgrade soils in proposed asphalt pavement areas are constructed utilizing imported soils with an R-value which is *uniformly* and substantially greater than 10.

5.7.5 Concrete Pavement Design

It is recommended that all concrete pavement subject to vehicular traffic be a minimum of 8 inches thick, and be underlain by a minimum of 6 inches of aggregate base. Concrete flatwork subject only to pedestrian traffic (i.e., sidewalks, walkways, patios, etc.) should be a minimum of 5 inches thick, and need not be underlain by aggregate base. All exterior concrete should be reinforced with a minimum of #4 steel bars placed on 18-inch centers each way. Note that the City of Ventura may have overriding minimum concrete sections and reinforcement for public streets and sidewalks.

It is also recommended that the perimeter of all concrete flatwork and hardscape areas have a reinforced, thickened edge, a minimum of 8 inches wide, and extending a minimum of 8 inches below the bottom of the concrete flatwork, and 12 inches below adjacent grade. The purpose of the thickened edge is to reduce the migration of moisture to or from the area below the slab, thereby reducing the amount of moisture fluctuation below the slab, reducing shrinking and swelling and the consequent movement and distress. The use of permeable pavers or any system of un-grouted bricks or pavers is not recommended, due to the potential for increased water penetration and expansive soil movement. These recommendations could be modified if less expansive soils are imported, and are uniformly present within the upper 2 to 3 feet of final subgrade in any given proposed flatwork or pavement area, depending on the type and use of the pavement/flatwork.

Cracking of exterior concrete and other hardscape can occur and is relatively common. Areas underlain by expansive soils are especially prone to movement and cracking. Steel reinforcement, crack control joints and deepened edges are intended to reduce the risk of concrete cracking, as are the use of fiber reinforced concrete and proper concrete curing. The location and severity of concrete cracking can be controlled and reduced through the use of proper jointing and other construction practices, but can never be completely eliminated.

5.8 Retaining Wall Design Criteria

The following retaining wall design information may be utilized in the design of site retaining walls. Retaining wall foundations may be designed utilizing the criteria provided in the *Foundation Design* section of this report.

5.8.1 Static Lateral Earth Pressures

The earth pressure behind retaining walls depends on the allowable wall movement, type of backfill materials, backfill slopes, surcharges, and hydrostatic pressures if any. The following equivalent fluid pressures are recommended for vertical walls with no hydrostatic pressure, no surcharge, no seismic effects, and a backfill slope with a gradient less (flatter) than 5(H):1(V). Seismic lateral forces would be in addition to the static wall pressures provided below, and would be required for walls retaining more than 6 feet.

	Equivalent Fluid Unit Weight (pcf)			
Wall Movement	Clean Sand or Gravel Backfill (GW, GP, SW, SP)	Silty Sand or Silty Gravel Backfill (SM, GM)	Clayey Sand, Clayey Gravel Backfill (SC, GC)	Silts, Clays (ML, CL)
FREE TO DEFLECT	30	40	45	55
RESTRAINED	40	50	60	80

In areas where the retaining walls retain sloping ground steeper than 5(H):1(V), the equivalent unit weights in the above table should be increased by 13 pcf, for gradients up to the maximum allowable of 2(H):1(V).

These values are applicable for backfill placed between the wall stem and an imaginary plane rising at a 45-degree angle from below the edge (heel) of the wall footing. If the onsite soil is used as backfill within this zone, or is

otherwise present within this zone, the equivalent fluid unit weight associated with a soil classification of ML/CL should be used.

The surcharging effect of anticipated adjacent loads on the wall backfill due to traffic, footings, or other loads, should be included in the wall design. The magnitude of lateral load due to surcharging depends on the magnitude of the surcharge, the size of the surcharge-loaded area, and the distance of the surcharge from the wall. We can provide assistance in evaluating the effects of surcharge loading, if desired, once details are known and provided.

5.8.2 Seismic Lateral Earth Pressures

In accordance with the requirements of the 2019 California Building Code, seismic lateral force should be incorporated into the design of all retaining walls retaining more than 6 feet of earth materials. A seismic lateral force of $15.9H^2$ pounds per lineal foot of wall should be added to *cantilevered* walls retaining more than 6 feet of earth materials and level ground, and a seismic lateral force of 26.6H2 pounds per lineal foot of wall should be added to *cantilevered* walls retaining more than 6 feet of earth materials, and sloping ground up to a maximum 2:1 gradient, where H is the retained height, in feet. A seismic lateral force of $25.8H^2$ pounds per lineal foot of wall should be added to *restrained* walls retaining more than 6 feet of earth materials, and level ground, where H is the retained height, in feet. The seismic force should be applied at a height of 0.4H above the bottom of the wall, and would be in addition to the static lateral earth pressures given in the previous section.

5.8.3 Backfill and Drainage

Except for the upper 18 to 24 inches, the soil immediately adjacent to backfilled retaining walls should be free-draining filter material (such as Caltrans Class 2 permeable material), or gravel wrapped in filter fabric, within a minimum horizontal distance of 1-foot from the back face of the wall. As an alternative to either one of these, a drainage tile product such as Miradrain may be applied to the back face of wall, over the waterproofing. Weep holes and/or a subdrain pipe, as appropriate, should be installed at the base of retaining walls. Subdrain pipe should consist of a minimum 4-inch diameter perforated PVC pipe meeting ASTM D2729 or better, surrounded by a minimum of 1 cubic foot of gravel per lineal foot of pipe, and the entire pipe and gravel system should be wrapped in filter fabric, such as Mirafi 140N. Accordion or similar type pipe is *not* acceptable for subdrain pipe. The top 18 to 24 inches should be backfilled with less permeable compacted fill to reduce infiltration. Figure 7 provides a *Typical Retaining Wall Drainage Detail.*

It is recommended that all retaining walls be properly waterproofed. Advanced Geotechnical Services does not practice in the field of waterproofing design, or the inspection of its application.

During grading and backfilling operations adjacent to any wall, heavy equipment should not be allowed to operate within 5 feet laterally of the wall or within a lateral distance equal to the wall height, whichever is greater, to avoid developing excessive lateral pressures. Within this zone, only hand-operated equipment should be used to compact the backfill soils.

6. OBSERVATIONS AND TESTING

Prior to the start of site preparation and/or construction, *it is recommended that a meeting be held with the Contractor to discuss the project.* We recommend that AGS be retained to perform the following tasks prior to, and/or during construction. Please *advise* AGS a minimum 24 hours *prior* to any required site visit. *All approved plans, permits, and geotechnical reports must be at the jobsite and be made available during inspections.*

a. *Review* grading, foundation, and drainage plans to *verify* that the recommendations contained in this report have been properly interpreted and are incorporated into the project specifications. *If we are not accorded the opportunity to review these documents, we can take no responsibility for misinterpretation of our conclusions and recommendations.*

b. *Observe and advise* during all grading activities, including site preparation, foundation and retaining wall excavation, and placement of fill, to *confirm* that suitable fill soils are placed upon competent material, and to allow design changes if subsurface conditions differ from those anticipated, *prior* to the start of construction.

c. *Observe* the installation of all drainage devices.

d. *Test* all fill placed for engineering purposes to *confirm* that suitable fill materials are used and properly compacted.

7. LIMITS AND LIABILITY

All building sites are subject to elements of risk that cannot be wholly identified and/or entirely eliminated. Building sites are subject to many detrimental geotechnical hazards, including but *not* limited to the effects of water infiltration, erosion, concentrated drainage, total settlement, differential settlement, expansive soil movement, seismic shaking, fault rupture, landsliding, and slope creep. The risks from these hazards can be reduced by employing subsurface exploration, laboratory testing, analyses, and experienced geotechnical judgment. Many geotechnical hazards, however, are highly dependent on the property owner properly maintaining the site, drainage facilities, and slope and by correcting any deficiencies found during occupancy of the property in a timely manner. Even with a thorough subsurface exploration and testing program, significant variability between test locations and between sample intervals may exist. Ultimately, geotechnical recommendations are based on the experience and judgment of the geotechnical professionals in evaluating the available data from site observations, subsurface exploration, and laboratory tests. Latent defects can be concealed by earth materials, deposition, geologic history, and existing improvements. If such defects are present, they are beyond the evaluation of the geotechnical professionals. No warranty, expressed or implied, is made or intended in connection with this report, by furnishing of this report, or by any other oral or written statement. Owners and developers are responsible for retaining appropriate design professionals and qualified contractors in developing their property and for properly maintaining the property. Retaining the services of a geotechnical consultant should *not* be construed to relieve the Owner, Developer, or Contractors of their responsibilities or liabilities.

The analysis and recommendations submitted in this report are based in part on our subsurface exploration, laboratory testing, site observations, and provided data on geology and the proposed site development. Our descriptions and the boring logs may show distinctions between fill and native soils, between native (e.g., alluvium, colluvium, slopewash) and bedrock formation, and between soil type (e.g., sands and silty sands). Such distinctions were based on geologic information, grading plans when available, intermittent recovered soil/bedrock samples, and judgment. Delineations between these categories of materials may not be perfect and may be subject to change as more information becomes available. For example, judgments may be clouded when recovered samples are intermittent and small in comparison to the volume of soil under study, and macrostructure that would aid the identification process are not as apparent as they would be when the borehole is geologically downhole logged by entering the excavation. When the age of the fill is old, the difference between the structure of the fill and native materials may be less pronounced, or the degree of bedrock formation weathering sometimes makes it difficult to distinguish between overlying alluvium, colluvium, or slopewash and weathered bedrock formational material. In general, our recommendations are based more on the properties of the materials than on the category of the material type such as fill, alluvium, colluvium, slopewash, or bedrock formation. Furthermore, the actual stratigraphy may be more variable than shown on the logs.

Although this report may comment on or discuss construction techniques or procedures for the design engineer's guidance, this report should *not* be interpreted to prescribe or dictate construction procedures or to relieve the contractor in any way of their responsibility for the construction.
Please be aware that the contract fee for our services to prepare this report does not include additional work that may be required, such as grading observation and testing, footing observations, plan review, or responses to governmental (regulatory) plan reviews associated with you obtaining a building permit. Where additional services

are requested or required, you will be billed for any equipment costs and on an hourly basis for consultation or analysis.

The Geotechnical Engineer's actual scope of work during construction is very limited and does *not* assume the day-to-day physical direction of the work, minute examination of the elements, or responsibility for the safety of the contractor's workers. Our scope of services during construction consists of taking soil tests and making visual observations, sometimes on only an intermittent basis, relating to earthwork or foundation excavations for the project. We do *not* guarantee the contractor's performance, but rather look for general conformance to the intent of the plans and geotechnical report. Any discrepancy noted by us regarding earthwork or foundations will be referred to the Owner, project Engineer, Architect, or Contractor for action.

This report is issued with the understanding that it is the responsibility of the Owner, or of their representative, to ensure that the information and recommendations contained herein are called to the attention of the Architect and Engineers for the project and incorporated into the plan and that the necessary steps are taken to see that the Contractor carry out such recommendations in the field. Advanced Geotechnical Services, Inc., (AGS) has prepared this report for the exclusive use of the Client and authorized agents, and this report should *not* be considered transferable. We do recommend, however, that the report be given to future property Owners for the sole purpose of disclosing the report findings.

Findings of this report are valid as of the date of issuance. Changes in conditions of a property may occur with the passage of time whether attributable to natural processes or works of man on this or adjacent properties. Furthermore, changes in applicable or appropriate standards occur due, for example, to legislation and broadening of knowledge. Accordingly, findings of this report may be invalidated wholly or partially by changes outside our control. Therefore, *this report is subject to our review and remains valid for a maximum period of one year*, unless we issue a written opinion of its continued applicability thereafter.

In the event that any changes in the nature and design (including structural loadings different from those anticipated), or other improvements are planned, the conclusions and recommendations contained in this report shall *not* be considered valid unless the changes are reviewed and conclusions of this report modified or verified in writing.

This report may be subject to review by controlling agencies, and any modifications they deem necessary should be made a part thereof, subject to our technical acceptance of such modifications. All submissions of this report should be in its entirety. Under no circumstances should this report be summarized and synthesized to be quoted out of context for any purpose.

Test findings and statements of professional opinion do *not* constitute a guarantee or warranty, and *no* warranties, either expressed or implied, are made as to the professional advice provided under the terms of this agreement. We have strived, however, to provide our services in accordance with generally accepted geotechnical engineering practices in this community at the time of this report.

Appendix A

Field Exploration and Boring/Test Pit Logs

Appendix A
Field Exploration and Boring/Test Pit Logs

The field exploration included a site reconnaissance and subsurface exploration. During the site reconnaissance, the surface site conditions were noted, and the approximate locations of any exploration points were determined. The following descriptions of exploration methods are generic and may include methods not used on this project. Reference to the boring logs can be made to determine which methods are applicable to this project, and any differences between what is described below and actually occurred is described on the boring logs or in the main body of the report.

The test borings were advanced by either hand digging, digging with a backhoe, or drilling. In the case of drilling, a truck-mounted rotary drilling rig with a hollow-stem auger or bucket was used to advance the borings. When we expect to encounter shallow groundwater, a wet rotary drilling operation is usually used. The method actually used is noted on the boring logs. For geologic studies when the need for visual examination of the bedding and other stratigraphic features is needed along with engineering data, the larger bucket augers are used to allow a geologist to enter the excavation for visually logging the hole. When geologically logging borings and trenches, the sides are scraped prior to logging. A prefix B is used to designate a boring made with a drilling rig. When hand dug, the boring numbers have a prefix HB. When a backhoe was used, prefixes TP (test pit) or T (trench) are used. The difference between a trench and test pit being the length of the exploration; a trench being a long narrow exploration, most commonly used for fault studies. In each case, the soils were logged by technical personnel from our office and visually classified in the field in general accordance with the Unified Soil Classification system. The field descriptions have been modified as appropriate to reflect laboratory results when preparing the final boring logs.

Relatively undisturbed samples of the subsurface materials were obtained at appropriate intervals in the borings using a steel drive sampler (2.5-inches inside diameter, 3-inches outside diameter) lined with brass, one-inch-high sample rings with a diameter of 2.4 inches. This is referred to as a modified California sampler. The boring may be advanced by drilling with a hollow-stem auger or with a wet rotary operation. If below the groundwater, the hollow-stem is filled with water or drilling mud to counteract the fluid pressure of the groundwater. The sampler was usually driven into the bottom of the borehole with successive drops of a 140-pound safety hammer connected to the sampler with either A or AW rod and falling 30 inches. An automatic hammer is usually used when drilling with a CME dill rig, and a Safe-T-Driver is used when drilling with a Mobile drill rig. When above the groundwater level, a downhole Safe-T-Driver is usually used. Studies have shown that hammer efficiencies of the automatic hammer is over 90% while that of the Safe-T-Driver is about 70%, based on impact velocities. When a bucket auger is used to advance the boring, the driving weights change with depth, depending on the weight characteristics of the telescoping kelley bar, but the height of fall is usually 18 inches. Sampler driving resistance, expressed as blows per 6 inches of penetration, is presented on the boring logs at the respective sampling depths. When the borings or trenches are excavated with a backhoe, the sampler is pushed into the soil with the force of the backhoe. A hand sampler is used when the borings or trenches are advanced by hand digging or in some cases when a backhoe is used to make the excavation. This hand sampler is similar to the conventional California sampler, but lighter weight. An approximately 8-pound hammer falling about 18 inches is used to drive the hand sampler about 6 inches into the bottom of the exploration. The type of sampler used is noted on the boring logs. In some cases the hammer weight and falling distance deviate from those given above. The actual conditions are shown on the boring logs and supersede the conditions given above.

Ring samples were retained in close-fitting, moisture tight containers for transport to our laboratory for testing. Bulk samples, which were collected from cuttings, were placed in bags and transported to our laboratory for testing.

When noted on the boring logs, standard penetration test (SPT) samples were obtained using either a 20-inch or a 32-inch long split-barrel sampler with a 2-inch outside diameter and a 1.375-inch inside diameter when liners are used (1.5-inch inside diameter without liners). Unless noted otherwise, liners are used. This sampler is driven into

the soil with successive drops of a 140-pound, safety hammer falling 30 inches. The blows are recorded for each 6 inches of penetration for a total penetration of 18 or 24 inches. The sum of the number of blows for the last 12 inches of an 18-inch penetration or the middle 12 inches of a 24-inch penetration is referred to as the *N* value.

Logs, which are presented on Plates at the end of this Appendix, include a description and classification of each stratum, sample locations, blow counts, groundwater conditions encountered during drilling, results from selected types of laboratory tests, and drilling information. Keys to *Soil and Bedrock Symbols and Terms* are included on Plate A-1 and Plate A-2.

Each boring or trench, unless noted otherwise, was backfilled with cuttings at the completion of the logging and sampling. The backfill, however, may settle with time, and it is the responsibility of our client to ensure that such settlement does *not* become a liability.

Major Divisions			USCS Group Symbols	Typical Names
Coarse-Grained Soils (More than half of material is larger than No. 200 sieve)	Gravels (More than half of coarse fraction is larger than No. 4 sieve)	Clean gravels (Little or no fines)	GW	Well-graded gravels, gravel-sand mixtures, little or no fines
			GP	Poorly graded gravels, gravel-sand mixtures, little or no fines
		Gravels with fines (Appreciable amount of fines)	GM	Silty gravels, gravel-sand-silt mixtures
			GC	Clayey gravels, gravel-sand, clay mixtures
	Sands (More than half of coarse fraction is smaller than No. 4 sieve)	Clean sands (Little or no fines)	SW	Well-graded sands, gravelly sand, little or no fines
			SP	Poorly graded sands, gravelly sands little or no fines
		Sands and fines (Appreciable amount of fines)	SM	Silty sands, sand-silt mixtures
			SC	Clayey sands, sand-clay mixtures
Fine-Grained Soils (More than half of material is smaller than No. 200 sieve)	Silts and Clays Liquid Limit < 50		ML	Silts and very fine sands, rock-flour, silty or clayey fine sands, or clayey silts with slight plasticity
			CL	Inorganic clays of low or medium plasticity, gravelly clays, sandy clays, silty clays, lean clays
			OL	Organic silts and organic silty clays of low plasticity
	Silts and Clays Liquid Limit > 50		MH	Inorganic silts, micaceous or diatomaceous fine sandy or silty soils, elastic silts
			CH	Inorganic clays of high plasticity, fat clays
	Highly Organic Soils		OH	Organic clays of medium to high plasticity, organic silts
			Pt	Peat and other highly organic soils

Legend of Laboratory Tests

G - Grain Size	C - Consolidation	PP - Pocket Penetrometer
A - Atterberg Limits	DS - Direct Shear	CH - Chemical
P - Compaction	U - Unconfined	
S - Swell/Expansion	T - Triaxial	

Sampler Type

Modified California / Hand Sampler — SPT / Shelby Tube — Rock Core / Bulk — No Recovery

Terms used in this report for describing soils according to their texture or grain size distributions are generally in accordance with the Unified Soil Classification System.

Terms Describing Density and Consistency

Coarse Grained soils (major portion retained on No. 200 sieve) include (1) clean gravels, (2) silty or clayey gravels, and (3) silty, clayey, or gravelly sands. Relative density is related to SPT blow count corrected for overburden pressure or drive energy.

Density		SPT *N* Value Blows/Ft	Relative Density %
Very Loose	vl	0 to 4	0 to 15
Loose	l	4 to 10	15 to 35
Medium Dense	md	10 to 30	35 to 65
Dense	d	30 to 50	65 to 85
Very Dense	vd	> 50	85 to 100

Fine Grained soils (major portions passing No. 200 sieve) include (1) inorganic and organic silts and clays, (2) gravelly, sandy, or silty clays, and (3) clayey silts. Consistency is rated according to shear strength as indicated by penetrometer readings, direct shear, or SPT blow count.

Consistency	Shear Strength, ksf	SPT *N* Value
Very Soft	< 0.25	0 to 2
Soft	0.25 to 0.50	2 to 4
Firm	0.50 to 1.00	4 to 8
Stiff	1.00 to 2.00	8 to 16
Very Stiff	2.00 to 4.00	16 to 32
Hard	> 4.00	> 32

Terms Characterizing Soil Structure

Slickensided	Having inclined planes of weakness that are slick and glossy in appearance.
Fissured	Containing shrinkage cracks, frequently filled with fine sand or silt; usually more or less vertical.
Laminated	Composed of thin layers of varying color and texture.
Interbedded	Composed of alternate layers of different soil types.
Calcareous	Containing appreciable quantities of calcium carbonate.
Well Graded	Having wide range in grain sizes and substantial amounts of intermediate particle sizes.
Poorly Graded	Predominately one grain size, or having a range of grain sizes with some intermediate sizes missing.
Porous	Having visibly apparent void spaces through which water, air, or light may pass.

Soil Moisture

From low to high, the moisture content is indicated by:

Dry	D
Slightly Moist	Sl M
Moist (near optimum for compaction)	M
Very Moist	V M
Wet	W

Size Proportions

Designation	Percent by Weight
Trace	< 5
Few	5 to 10
Little	15 to 25
Some	30 to 45

Grain Size Distribution

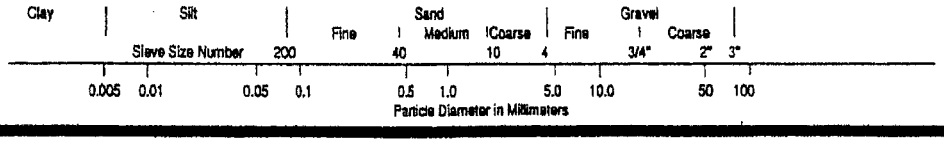

Advanced Geotechnical Services

Key to Bedrock Symbols and Terms

Degree of Weathering
Diagnostic Feature

Descriptive Term	Discoloration Extent	Fracture Condition	Surface Characteristics	Original Texture	Grain Boundary Condition
Unweathered	None	Closed or discolored	Unchanged	Preserved	Tight
Slightly Weathered	Less 20% of fracture spacing on both sides of fracture	Discolored, may contain thin filling	Partial discoloration	Preserved	Tight
Moderately Weathered	Greater than 20% of fracture spacing on both sides of fracture	Discolored, may contain thick filling, cemented rock	Partial to complete discoloration, not friable except poorly cemented rocks	Preserved	Partial Opening
Highly Weathered	Throughout		Friable and possibly pitted	Mainly Preserved	Partial Separation
Completely Weathered	Throughout		Resembles a soil	Partly Preserved	Complete Separation

Discontinuity Spacing

Description for Structural Feature: Bedding, Foliation, or Flow Banding	Spacing		Description for Joints, Faults, or Other Fractures
Very Thickly (Bedded, Foliated, or Banded)	More than 2 m	More than 6 ft	Very Widely (Fractured or Jointed)
Thickly	60 cm to 2 m	2 to 6 ft	Widely
Moderately	20 to 60 cm	8 to 24 in.	Medium
Thinly	60 to 200 mm	2.5 to 8 in.	Closely
Very Thinly	20 to 60 mm	0.75 to 2.5 in.	Very Closely
Description for Microstructural Features: Bedding, Foliation, or Cleavage			
Intensely (Laminated, Foliated, or Cleaved)	6 to 20 mm	0.25 to 0.75 in.	Extremely Close
Very Intensely	< 6 mm	< 0.25 in.	

Graphic Symbols - Bedrock

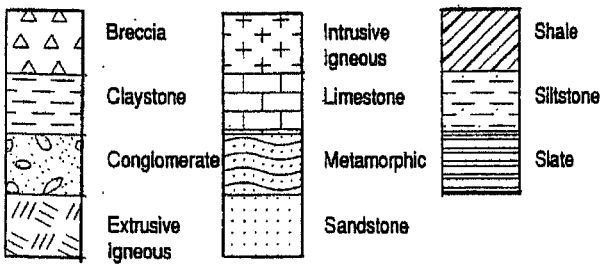

Rock Hardness

Classification	Field Test
Very Weak	Can be dug by hand and crushed with fingers.
Weak	Friable, can be gouged deeply with a knife and will crumble readily under light hammer blows.
Moderately Strong	Can be peeled with a knife. Material crumbles under firm blows with the sharp end of a geologic pick.
Strong	Cannot be scaped or peeled with a knife point. Hand held specimen breaks with firm blows of the pick.
Very Strong	Difficult to scratch with knife point. Cannot break hand held specimen.

Separation of Fracture Walls

Description	Separation of Walls, mm
Closed	0
Very Narrow	0 to 0.1
Narrow	0.1 to 1.0
Wide	1.0 to 5.0
Very Wide	> 5.0

Fracture Filling

Description	Definition
Clean	No fracture filling material
Stained	Discoloration of rock only. No recognizable filling material.
Filled	Fracture filled with recognizable filling material.

Surface Roughness

Description	Classification
Smooth	Appears smooth and is essentially smooth to the touch. May be slickensided.
Slightly Rough	Asperities on the fracture surfaces are visible and can be distinctly felt.
Medium Rough	Asperites are clearly visible and fracture surface feels abrasive to the touch.
Rough	Large angular asperites can be seen. Some ridge and high-side angle steps evident.
Very Rough	Near vertical steps and ridges occur on the fracture surface.

Where slickensides are observed, the direction of the slickensides should be recorded after the standard discontinuity surface description.

PLATE A-2

advanced geotechnical services, inc.

Boring Log B-1

Sheet 1 of 2

Project **Ventura Ranch Partners LLC** Client No. **5251** Date Drilled **11/2/22**

Comment **4884 N. Ventura Avenue, Ventura**

Drilling Company/Driller **Choice Drilling** Equipment **Hollow Stem Auger**

Driving Weight (lbs) **140** Average Drop (in.) **30** Hole Diameter (in.) **8**

Elevation _____ ft Depth to Water _____ ft After _____ hrs on _____ Logged By **BW**

Depth, ft	Sample	Blows/6"	Graphic Symbol	Description of Material	Attitudes	Dry Unit Weight, pcf	Moisture Content, %	#200, %	Other Tests
				This log, which is part of the report prepared by Advanced Geotechnical Services, Inc. for the named project, should be read together with that report for complete interpretation. This summary applies only at this boring location and at the time of drilling. Subsurface conditions may differ at other locations and may change at this location with the passage of time. The data presented is a simplification of actual conditions encountered.					
				Older Alluvium (Qoa)					E.I. = 87
		5 8 10		Light grayish brown Clayey SAND, slightly moist, dense, relatively porous upper ~2.5'		106.0	13.8		
				Moderate yellowish brown to light brown Gravelly SAND, slightly moist, dense					
5		5 9 10		pinhole voids @ 5 ft.		109.9	6.8		
				Moderate yellowish brown medium grained Silty SAND, slightly moist, dense					
		11 14 16				107.6	6.0		
10		9 15 23		with light brown iron oxide staining		102.6	15.2		
		14 14 10		Interbedded moderate yellowish brown to tan fine grained Silty SAND and medium grained SAND, slightly moist, dense		105.4	4.1		
15		8 9 13		Grayish brown to moderate yellowish brown Sandy CLAY, moist, stiff		101.8	20.8		
		10 12 14				105.1	19.2		
20		9 13 15		Tan fine grained Silty SAND, slightly moist, dense		107.0	18.5		
25		14 14 21				110.4	13.2		

Plate A- 3

advanced geotechnical services, inc.

Boring Log B-1

Sheet 2 of 2

Project **Ventura Ranch Partners LLC** Client No. **5251** Date Drilled **11/2/22**

Comment **4884 N. Ventura Avenue, Ventura**

Drilling Company/Driller **Choice Drilling** Equipment **Hollow Stem Auger**

Driving Weight (lbs) **140** Average Drop (in.) **30** Hole Diameter (in.) **8**

Elevation _____ ft Depth to Water _____ ft After _____ hrs on _____ Logged By **BW**

Depth, ft	Sample	Blows/6"	Graphic Symbol	Description of Material	Attitudes	Dry Unit Weight, pcf	Moisture Content, %	-#200, %	Other Tests
		20 20 23		Light brown to moderate yellowish brown Silty SAND with minor clay, moist, dense		111.9	14.9		
				Moderate yellowish brown coarse grained Gravelly SAND, moist, dense					
35		34 35 50@5"				108.2	4.5		
				auger refusal on cobble/boulder @ 40.5 ft.					
40		50@0"							
				Total Depth Explored = 40.5 ft. Auger Refusal @ 40.5 ft. No Groundwater Encountered Backfilled with Spoils 11/2/2022					
45									
50									
55									

Plate A- 4

advanced geotechnical services, inc.

Boring Log B-2

Sheet 1 of 2

Project **Ventura Ranch Partners LLC** Client No. **5251** Date Drilled **11/2/22**

Comment **4884 N. Ventura Avenue, Ventura**

Drilling Company/Driller **Choice Drilling** Equipment **Hollow Stem Auger**

Driving Weight (lbs) **140** Average Drop (in.) **30** Hole Diameter (in.) **8**

Elevation _____ ft Depth to Water _____ ft After _____ hrs on _____ Logged By **BW**

Depth, ft	Sample	Blows/6"	Graphic Symbol	Description of Material	Attitudes	Dry Unit Weight, pcf	Moisture Content, %	-#200, %	Other Tests
				This log, which is part of the report prepared by Advanced Geotechnical Services, Inc. for the named project, should be read together with that report for complete interpretation. This summary applies only at this boring location and at the time of drilling. Subsurface conditions may differ at other locations and may change at this location with the passage of time. The data presented is a simplification of actual conditions encountered.					
				Landslide Debris (Qls) Light grayish brown Silty SAND, with angular gravel, slightly moist, dense					E.I. = 54
		14 15 17				118.7	8.1		
5		18 17 18		with small cobble @ 5 ft.		111.0	8.3		
		32 35 35				121.7	8.6		
10		32 29 34				119.7	8.6		
		13 23 30		with rounded gravel @ 12.5 ft.		121.2	8.4		
15		15 18 21				119.6	8.9		
20		40 33 32				94.6	8.5		
25		13 15 18		**Landslide Debris (Qls) / Older Alluvium (Qoa) ?** Moderate yellowish brown Silty SAND, moist, dense		123.8	10.9		

Plate A- 5

advanced geotechnical services, inc.

Boring Log B-2

Sheet 2 of 2

Project Ventura Ranch Partners LLC Client No. 5251 Date Drilled 11/2/22

Comment 4884 N. Ventura Avenue, Ventura

Drilling Company/Driller Choice Drilling Equipment Hollow Stem Auger

Driving Weight (lbs) 140 Average Drop (in.) 30 Hole Diameter (in.) 8

Elevation _____ ft Depth to Water _____ ft After _____ hrs on _____ Logged By BW

Depth, ft	Sample	Blows/6"	Graphic Symbol	Description of Material	Attitudes	Dry Unit Weight, pcf	Moisture Content, %	#200, %	Other Tests
		17 19 25		Moderate yellowish brown Silty SAND, with small angular gravel, moist, dense with minor calcium carbonate deposits		120.0	10.8		
35		10 18 22				117.5	13.2		
				@ 39 ft., hard drilling					
40		34@6"		cobble in shoe @ 40 ft.		117.9	12.1		
45		24 27 36				112.4	13.3		
50		50@6"				123.4	9.2		
55				Total Depth Explored = 50.5 ft. No Groundwater Encountered Backfilled with Spoils 11/2/2022					

Plate A- 6

advanced geotechnical services, inc.

Boring Log B-3

Sheet 1 of 1

Project **Ventura Ranch Partners LLC** Client No. **5251** Date Drilled **11/2/22**

Comment **4884 N. Ventura Avenue, Ventura**

Drilling Company/Driller **Choice Drilling** Equipment **Hollow Stem Auger**

Driving Weight (lbs) **140** Average Drop (in.) **30** Hole Diameter (in.) **8**

Elevation _____ ft Depth to Water _____ ft After _____ hrs on _____ Logged By **BW**

Depth, ft	Sample	Blows/6"	Graphic Symbol	Description of Material	Attitudes	Dry Unit Weight, pcf	Moisture Content, %	#200, %	Other Tests
				This log, which is part of the report prepared by Advanced Geotechnical Services, Inc. for the named project, should be read together with that report for complete interpretation. This summary applies only at this boring location and at the time of drilling. Subsurface conditions may differ at other locations and may change at this location with the passage of time. The data presented is a simplification of actual conditions encountered.					
				Landslide Deposits (Qls) Light grayish brown Silty SAND with gravel, slightly moist, dense					E.I. = 34
		13 14 15		with calcium carbonate deposits		111.9	5.5		
5		34 18 25				110.4	6.1		
10		37 47 45				125.7	6.5		
15		50@6"		cobble		95.1	6.7		
20		50@6"		**Pico Formation (Tp)** Olive SILTSTONE, with calcium carbonate and ligth brown iron oxide deposits along bedding, slightly moist, dense		118.9	5.5		
25		17 50@4"				117.4	12.4		
				Total Depth Explored = 25.83 ft. No Groundwater Encountered Backfilled with Spoils 11/2/2022					

Plate A- 7

advanced geotechnical services, inc.

Boring Log B-4

Sheet 1 of 1

Project **Ventura Ranch Partners LLC** Client No. **5251** Date Drilled **11/2/22**

Comment **4884 N. Ventura Avenue, Ventura**

Drilling Company/Driller **Choice Drilling** Equipment **Hollow Stem Auger**

Driving Weight (lbs) **140** Average Drop (in.) **30** Hole Diameter (in.) **8**

Elevation _____ ft Depth to Water _____ ft After _____ hrs on _____ Logged By **BW**

Depth, ft	Sample	Blows/6"	Graphic Symbol	Description of Material	Attitudes	Dry Unit Weight, pcf	Moisture Content, %	-#200, %	Other Tests
				This log, which is part of the report prepared by Advanced Geotechnical Services, Inc. for the named project, should be read together with that report for complete interpretation. This summary applies only at this boring location and at the time of drilling. Subsurface conditions may differ at other locations and may change at this location with the passage of time. The data presented is a simplification of actual conditions encountered.					
				Older Alluvium (Qoa) Light grayish brown Clayey SAND, slightly moist, dense, relatively porous					
		5 7 9		Tan fine to medium grained Silty SAND, slightly moist, dense		107.7	6.1		
5		10 9 14				112.5	5.9		
		10 11 13		Dark yellowish brown Silty SAND, moist, dense		121.4	11.9		
10		9 8 10		Tan fine grained Sandy SILT, with calcium carbonate deposits, moist, dense		119.9	11.7		
15		20 14 13				115.4	13.5		
20		8 12 17		Dark yellowish brown Silty CLAY, moist, stiff		108.6	18.1		
25				Total Depth Explored = 21.5 ft. No Groundwater Encountered Backfilled with Spoils 11/2/2022					

Plate A- 8

advanced geotechnical services, inc.

Boring Log B-5

Sheet 1 of 1

Project **Ventura Ranch Partners LLC** Client No. **5251** Date Drilled **11/2/22**

Comment **4884 N. Ventura Avenue, Ventura**

Drilling Company/Driller **Choice Drilling** Equipment **Hollow Stem Auger**

Driving Weight (lbs) **140** Average Drop (in.) **30** Hole Diameter (in.) **8**

Elevation _____ ft Depth to Water _____ ft After _____ hrs on _____ Logged By **BW**

Depth, ft	Sample	Blows/6"	Graphic Symbol	Description of Material	Attitudes	Dry Unit Weight, pcf	Moisture Content, %	-#200, %	Other Tests
				This log, which is part of the report prepared by Advanced Geotechnical Services, Inc. for the named project, should be read together with that report for complete interpretation. This summary applies only at this boring location and at the time of drilling. Subsurface conditions may differ at other locations and may change at this location with the passage of time. The data presented is a simplification of actual conditions encountered.					
				Older Alluvium (Qoa) Light grayish brown Clayey SAND with gravel, slightly moist, dense, relatively porous					
		11 17 21		Light grayish brown Silty SAND to Clayey SAND, with calcium carbonate deposits, slightly moist, very stiff		114.6	10.0		
5		18 21 27				122.9	9.6		
		50@6"				121.8	11.8		
10		20 33 39		Dark greyish-brown Sandy CLAY, moist, very stiff		119.5	12.9		
15		9 15 13		Moderate yellowish brown Silty SAND with interbeds of medium grained sand, minor gravel, light brown iron oxide staining, calcium carbonate deposits, slightly moist, dense		116.2	14.0		
20		9 7 7		Tan Sandy SILT, slightly moist, stiff Tan Silty SAND, slightly moist, dense		104.2	13.5		
25				Total Depth Explored = 21.5 ft. No Groundwater Encountered Backfilled with Spoils 11/2/2022					

Plate A- 9

advanced geotechnical services, inc.

advanced geotechnical

s e r v i c e s, i n c.

Boring/Test Pit Log TP-1

Sheet 1 of 1

Project **Ventura Ranch Partners LLC** Client No. **5251** Date Drilled **10/31/22**

Comment **4884 N. Ventura Avenue, Ventura**

Drilling Company/Driller **KT Construction** Equipment **Backhoe**

Driving Weight (lbs) _____ Average Drop (in.) _____ Hole Diameter (in.) **2'x11'**

Elevation _____ ft Depth to Water _____ ft After _____ hrs on _____ Logged By **BW**

Depth, ft	Sample	Blows/6"	Graphic Symbol	Description of Material	Attitudes	Dry Unit Weight, pcf	Moisture Content, %	-#200, %	Other Tests
				This log, which is part of the report prepared by Advanced Geotechnical Services, Inc. for the named project, should be read together with that report for complete interpretation. This summary applies only at this boring location and at the time of drilling. Subsurface conditions may differ at other locations and may change at this location with the passage of time. The data presented is a simplification of actual conditions encountered.					
				Landslide Debris (Qls) Light grayish brown marbled Silty SAND, with abundant rounded to subrounded gravel and small cobble, calcium carbonate deposits, very porous, dry					
5				becomes more consistent yellowish brown color, decrease in cobble, below 7 ft.					
10				increase in cobble below 10 ft.					
15				Total Depth Explored = 14 ft. No Groundwater Encountered Backfilled with Spoils 10/31/2022					

Trench Description

Depth, ft
1" = 5'



Plate A- 10

advanced geotechnical services, inc.

advanced geotechnical

s e r v i c e s, i n c.

Boring/Test Pit Log TP-2

Sheet 1 of 1

Project **Ventura Ranch Partners LLC** Client No. **5251** Date Drilled **10/31/22**

Comment **4884 N. Ventura Avenue, Ventura**

Drilling Company/Driller **KT Construction** Equipment **Backhoe**

Driving Weight (lbs) _____ Average Drop (in.) _____ Hole Diameter (in.) **2'x12'**

Elevation _____ ft Depth to Water _____ ft After _____ hrs on _____ Logged By **BW**

Depth, ft	Sample	Blows/6"	Graphic Symbol	Description of Material	Attitudes	Dry Unit Weight, pcf	Moisture Content, %	-#200, %	Other Tests
				This log, which is part of the report prepared by Advanced Geotechnical Services, Inc. for the named project, should be read together with that report for complete interpretation. This summary applies only at this boring location and at the time of drilling. Subsurface conditions may differ at other locations and may change at this location with the passage of time. The data presented is a simplification of actual conditions encountered.					
				Landslide Debris (Qls) Light grayish brown Silty SAND, very porous, roots, calcium carbonate deposits, minor gravel and small cobble, slightly moist	C N80W/35SW	90.2	5.9		
5				**Pico Formation (Tp)** White to tan SANDSTONE, fine to medium grained, friable, with light brown iron oxide staining along bedding, dry, hard	C N65W/80SW B N60E/54NW	111.3	3.0		
10				Total Depth Explored = 8 ft. No Groundwater Encountered Backfilled with Spoils 10/31/2022					
15									

Trench Description

Depth, ft
1" = 5'



Plate A- 11

advanced geotechnical services, inc.

advanced geotechnical

s e r v i c e s, i n c.

Boring/Test Pit Log TP-3

Sheet 1 of 1

Project **Ventura Ranch Partners LLC** Client No. **5251** Date Drilled **10/31/22**

Comment **4884 N. Ventura Avenue, Ventura**

Drilling Company/Driller **KT Construction** Equipment **Backhoe**

Driving Weight (lbs) _____ Average Drop (in.) _____ Hole Diameter (in.) **2'x12'**

Elevation _____ ft Depth to Water _____ ft After _____ hrs on _____ Logged By **BW**

Depth, ft	Sample	Blows/6"	Graphic Symbol	Description of Material	Attitudes	Dry Unit Weight, pcf	Moisture Content, %	-#200, %	Other Tests
				This log, which is part of the report prepared by Advanced Geotechnical Services, Inc. for the named project, should be read together with that report for complete interpretation. This summary applies only at this boring location and at the time of drilling. Subsurface conditions may differ at other locations and may change at this location with the passage of time. The data presented is a simplification of actual conditions encountered.					
				Landslide Deposits (Qls) Dark yellowish brown to light grayish brown Silty SAND, with gravel and cobble, very porous, calcium carbonate deposits, slightly moist					
5									
10				minor color change below 10 ft. very cobble and boulder rich below 12 ft.					
15				Total Depth Explored = 13 ft. No Groundwater Encountered Backfilled with Spoils 10/31/2022					

Trench Description

Depth, ft
1" = 5'



Plate A- 12

advanced geotechnical services, inc.

advanced geotechnical

s e r v i c e s, i n c.

Boring/Test Pit Log TP-4

Sheet 1 of 1

Project **Ventura Ranch Partners LLC** Client No. **5251** Date Drilled **10/31/22**

Comment **4884 N. Ventura Avenue, Ventura**

Drilling Company/Driller **KT Construction** Equipment **Backhoe**

Driving Weight (lbs) _____ Average Drop (in.) _____ Hole Diameter (in.) **2'x15'**

Elevation _____ ft Depth to Water _____ ft After _____ hrs on _____ Logged By **BW**

Depth, ft	Sample	Blows/6"	Graphic Symbol	Description of Material	Attitudes	Dry Unit Weight, pcf	Moisture Content, %	-#200, %	Other Tests
				This log, which is part of the report prepared by Advanced Geotechnical Services, Inc. for the named project, should be read together with that report for complete interpretation. This summary applies only at this boring location and at the time of drilling. Subsurface conditions may differ at other locations and may change at this location with the passage of time. The data presented is a simplification of actual conditions encountered.					
				Landslide Debris (Qls) / Older Alluvium (Qoa) ?					
				Dark yellowish brown Silty Sandy CLAY, moist, very porous to 2 ft., moist, stiff		93.8	12.1		
				becomes slightly lighter color below 3 ft., with minor gravel fragments, calcium carbonate deposits, slightly moist, dense					
5						98.1	12.7		
						110.7	12.2		
10				occasional fractured white and light gray sandstone cobbles					
15									
				Total Depth Explored = 15 ft. No Groundwater Encountered Backfilled with Spoils 10/31/2022					

Trench Description

Depth, ft
1" = 5'



Plate A- 13

advanced geotechnical services, inc.

advanced geotechnical

s e r v i c e s, i n c.

Boring/Test Pit Log TP-5

Sheet 1 of 1

Project **Ventura Ranch Partners LLC** Client No. **5251** Date Drilled **10/31/22**

Comment **4884 N. Ventura Avenue, Ventura**

Drilling Company/Driller **KT Construction** Equipment **Backhoe**

Driving Weight (lbs) _____ Average Drop (in.) _____ Hole Diameter (in.) **2'x14'**

Elevation _____ ft Depth to Water _____ ft After _____ hrs on _____ Logged By **BW**

Depth, ft	Sample	Blows/6"	Graphic Symbol	Description of Material	Attitudes	Dry Unit Weight, pcf	Moisture Content, %	-#200, %	Other Tests
				This log, which is part of the report prepared by Advanced Geotechnical Services, Inc. for the named project, should be read together with that report for complete interpretation. This summary applies only at this boring location and at the time of drilling. Subsurface conditions may differ at other locations and may change at this location with the passage of time. The data presented is a simplification of actual conditions encountered.					
				Landslide Debris (Qls)					
				Light grayish brown Silty SAND, with minor Clay, minor gravel, loose to 2.5 ft., slightly moist					
				increase in density below 2.5 ft.		99.2	8.5		
5						99.1	9.0		
				slightly lighter color below 7 ft.		106.3	8.8		
10				large cobble @ 13 ft.					
15				Total Depth Explored = 13 ft. No Groundwater Encountered Backfilled with Spoils 10/31/2022					

Trench Description

Depth, ft
1" = 5'



Plate A- 14

advanced geotechnical services, inc.

advanced geotechnical

s e r v i c e s, i n c.

Boring/Test Pit Log TP-6

Sheet 1 of 1

Project **Ventura Ranch Partners LLC** Client No. **5251** Date Drilled **10/31/22**

Comment **4884 N. Ventura Avenue, Ventura**

Drilling Company/Driller **KT Construction** Equipment **Backhoe**

Driving Weight (lbs) _____ Average Drop (in.) _____ Hole Diameter (in.) **2'x13'**

Elevation _____ ft Depth to Water _____ ft After _____ hrs on _____ Logged By **BW**

Depth, ft	Sample	Blows/6"	Graphic Symbol	Description of Material	Attitudes	Dry Unit Weight, pcf	Moisture Content, %	-#200, %	Other Tests
				This log, which is part of the report prepared by Advanced Geotechnical Services, Inc. for the named project, should be read together with that report for complete interpretation. This summary applies only at this boring location and at the time of drilling. Subsurface conditions may differ at other locations and may change at this location with the passage of time. The data presented is a simplification of actual conditions encountered.					
				Landslide Debris (Qls) Light grayish brown Silty SAND, with minor clay, minor gravel, loose to 1.5 ft., moist					
5				very porous, calcium carbonate deposits, soft					
10									
15				Total Depth Explored = 13 ft. No Groundwater Encountered Backfilled with Spoils 10/31/2022					

Trench Description

Depth, ft
1" = 5'



Plate A- 15

advanced geotechnical services, inc.

advanced geotechnical

s e r v i c e s, i n c.

Boring/Test Pit Log TP-7

Sheet 1 of 1

Project **Ventura Ranch Partners LLC** Client No. **5251** Date Drilled **11/28/22**

Comment **4884 N. Ventura Avenue, Ventura**

Drilling Company/Driller **KT Construction** Equipment **Backhoe**

Driving Weight (lbs) _____ Average Drop (in.) _____ Hole Diameter (in.) _____

Elevation _____ ft Depth to Water _____ ft After _____ hrs on _____ Logged By **BW**

Depth, ft	Sample	Blows/6"	Graphic Symbol	Description of Material	Attitudes	Dry Unit Weight, pcf	Moisture Content, %	-#200, %	Other Tests
				This log, which is part of the report prepared by Advanced Geotechnical Services, Inc. for the named project, should be read together with that report for complete interpretation. This summary applies only at this boring location and at the time of drilling. Subsurface conditions may differ at other locations and may change at this location with the passage of time. The data presented is a simplification of actual conditions encountered.					
				Older Alluvium (Qoa)					
				Moderate yellowish brown Silty SAND, roots and rootlets, relatively porous to 2.25 ft., slightly moist, moderately dense					
				Light brown to tan Silty SAND, slightly moist, dense		94.5	5.7		
5				Some pinhole voids in samples @ 3 ft. and 5 ft.		102.4	5.0		
10				Total Depth Explored = 5.5 ft. No Groundwater Encountered Backfilled with Spoils 11/28/2022					
15									

Trench Description

Depth, ft
1" = 5'



Plate A- 16

advanced geotechnical services, inc.

advanced geotechnical

s e r v i c e s, i n c.

Boring/Test Pit Log TP-8

Sheet 1 of 1

Project **Ventura Ranch Partners LLC** Client No. **5251** Date Drilled **11/28/22**

Comment **4884 N. Ventura Avenue, Ventura**

Drilling Company/Driller **KT Construction** Equipment **Backhoe**

Driving Weight (lbs) _____ Average Drop (in.) _____ Hole Diameter (in.) _____

Elevation _____ ft Depth to Water _____ ft After _____ hrs on _____ Logged By **BW**

Depth, ft	Sample	Blows/6"	Graphic Symbol	Description of Material	Attitudes	Dry Unit Weight, pcf	Moisture Content, %	-#200, %	Other Tests
				This log, which is part of the report prepared by Advanced Geotechnical Services, Inc. for the named project, should be read together with that report for complete interpretation. This summary applies only at this boring location and at the time of drilling. Subsurface conditions may differ at other locations and may change at this location with the passage of time. The data presented is a simplification of actual conditions encountered.					
				Older Alluvium (Qoa) Moderate to dark yellowish brown Silty SAND, with roots and rootlets, relatively porous, moist, dense					
				Light gray Silty SAND, with rounded gravel and small cobble at upper contact, light brown iron oxide staining, slightly moist, dense		106.5	2.9		
5						102.1	4.3		
10				Total Depth Explored = 5.5 ft. No Groundwater Encountered Backfilled with Spoils 11/28/2022					
15									

Trench Description

Depth, ft
1" = 5'



Plate A- 17

advanced geotechnical services, inc.

advanced geotechnical

s e r v i c e s, i n c.

Boring/Test Pit Log TP-9

Sheet 1 of 1

Project **Ventura Ranch Partners LLC** Client No. **5251** Date Drilled **11/28/22**

Comment **4884 N. Ventura Avenue, Ventura**

Drilling Company/Driller **KT Construction** Equipment **Backhoe**

Driving Weight (lbs) _____ Average Drop (in.) _____ Hole Diameter (in.) _____

Elevation _____ ft Depth to Water _____ ft After _____ hrs on _____ Logged By **BW**

Depth, ft	Sample	Blows/6"	Graphic Symbol	Description of Material	Attitudes	Dry Unit Weight, pcf	Moisture Content, %	-#200, %	Other Tests
				This log, which is part of the report prepared by Advanced Geotechnical Services, Inc. for the named project, should be read together with that report for complete interpretation. This summary applies only at this boring location and at the time of drilling. Subsurface conditions may differ at other locations and may change at this location with the passage of time. The data presented is a simplification of actual conditions encountered.					
				Older Alluvium (Qoa)					
				Dark to moderate yellowish brown Clayey SAND, with roots and rootlets to 1.5 ft., relatively porous to 3 ft., soft, loose to 1.5 ft., becomes slightly moist, dense		89.5	7.6		
5				Moderate yellowish brown Silty SAND, with calcium carbonate deposits, slightly moist, dense		98.2	8.3		
10				Total Depth Explored = 5.5 ft. No Groundwater Encountered Backfilled with Spoils 11/28/2022					
15									

Trench Description

Depth, ft
1" = 5'



Plate A- 18

advanced geotechnical services, inc.

Boring/Test Pit Log TP-10

Sheet 1 of 1

Project **Ventura Ranch Partners LLC** Client No. **5251** Date Drilled **11/28/22**

Comment **4884 N. Ventura Avenue, Ventura**

Drilling Company/Driller **KT Construction** Equipment **Backhoe**

Driving Weight (lbs) _____ Average Drop (in.) _____ Hole Diameter (in.) _____

Elevation _____ ft Depth to Water _____ ft After _____ hrs on _____ Logged By **BW**

Depth, ft	Sample	Blows/6"	Graphic Symbol	Description of Material	Attitudes	Dry Unit Weight, pcf	Moisture Content, %	-#200, %	Other Tests
				This log, which is part of the report prepared by Advanced Geotechnical Services, Inc. for the named project, should be read together with that report for complete interpretation. This summary applies only at this boring location and at the time of drilling. Subsurface conditions may differ at other locations and may change at this location with the passage of time. The data presented is a simplification of actual conditions encountered.					
				Older Alluvium (Qoa) Dark to moderate yellowish brown Clayey SAND, with roots and rootlets, minor calcium carbonate deposits, relatively porous to 2.5', slightly moist, moderately dense		93.6	11.2		
5				Moderate yellowish brown Silty SAND, moist, dense with calcium carbonate deposits @ 5 ft.		96.7	11.9		
10				Total Depth Explored = 5.5 ft. No Groundwater Encountered Backfilled with Spoils 11/28/2022					
15									

Trench Description

Depth, ft
1" = 5'



Plate A- 19

advanced geotechnical services, inc.

advanced geotechnical

s e r v i c e s, i n c.

Boring/Test Pit Log TP-11

Sheet 1 of 1

Project **Ventura Ranch Partners LLC** Client No. **5251** Date Drilled **11/28/22**

Comment **4884 N. Ventura Avenue, Ventura**

Drilling Company/Driller **KT Construction** Equipment **Backhoe**

Driving Weight (lbs) _____ Average Drop (in.) _____ Hole Diameter (in.) _____

Elevation _____ ft Depth to Water _____ ft After _____ hrs on _____ Logged By **BW**

Depth, ft	Sample	Blows/6"	Graphic Symbol	Description of Material	Attitudes	Dry Unit Weight, pcf	Moisture Content, %	#200, %	Other Tests
				This log, which is part of the report prepared by Advanced Geotechnical Services, Inc. for the named project, should be read together with that report for complete interpretation. This summary applies only at this boring location and at the time of drilling. Subsurface conditions may differ at other locations and may change at this location with the passage of time. The data presented is a simplification of actual conditions encountered.					
				Older Alluvium (Qoa)					
				Dark yellowish brown Silty Clayey SAND, relatively porous and rootlets to 1.75 ft., slightly moist, moderately dense to 1.75 ft., below 1.75 ft. slightly moist, dense		94.1	11.2		
5				becomes slightly lighter color below 4 ft.		94.6	12.7		
10				Total Depth Explored = 5.5 ft. No Groundwater Encountered Backfilled with Spoils 11/28/2022					
15									

Trench Description

Depth, ft
1" = 5'



Plate A- 20

advanced geotechnical services, inc.

advanced geotechnical

s e r v i c e s, i n c.

Boring/Test Pit Log TP-12

Sheet 1 of 1

Project **Ventura Ranch Partners LLC** Client No. **5251** Date Drilled **11/28/22**

Comment **4884 N. Ventura Avenue, Ventura**

Drilling Company/Driller **KT Construction** Equipment **Backhoe**

Driving Weight (lbs) _____ Average Drop (in.) _____ Hole Diameter (in.) _____

Elevation _____ ft Depth to Water _____ ft After _____ hrs on _____ Logged By **BW**

Depth, ft	Sample	Blows/6"	Graphic Symbol	Description of Material	Attitudes	Dry Unit Weight, pcf	Moisture Content, %	#200, %	Other Tests
				This log, which is part of the report prepared by Advanced Geotechnical Services, Inc. for the named project, should be read together with that report for complete interpretation. This summary applies only at this boring location and at the time of drilling. Subsurface conditions may differ at other locations and may change at this location with the passage of time. The data presented is a simplification of actual conditions encountered.					
				Older Alluvium (Qoa)					
				Dark yellowish brown Silty Clayey SAND, with roots and rootlets, slightly moist, moderately dense, relatively porous upper 2' to 2.5'					
				Moderate yellowish brown to light brown Silty SAND, slightly moist, dense		101.7	11.5		
5				6-inch diameter steel pipe running east-west in south end of trench		108.8	10.5		
10				Total Depth Explored = 5.5 ft. No Groundwater Encountered Backfilled with Spoils 11/28/2022					
15									

Trench Description

Depth, ft
1" = 5'



Plate A- 21

advanced geotechnical services, inc.

advanced geotechnical

s e r v i c e s, i n c.

Boring/Test Pit Log TP-13

Sheet 1 of 1

Project **Ventura Ranch Partners LLC** Client No. **5251** Date Drilled **11/28/22**

Comment **4884 N. Ventura Avenue, Ventura**

Drilling Company/Driller **KT Construction** Equipment **Backhoe**

Driving Weight (lbs) _____ Average Drop (in.) _____ Hole Diameter (in.) _____

Elevation _____ ft Depth to Water _____ ft After _____ hrs on _____ Logged By **BW**

Depth, ft	Sample	Blows/6"	Graphic Symbol	Description of Material	Attitudes	Dry Unit Weight, pcf	Moisture Content, %	#200, %	Other Tests
				This log, which is part of the report prepared by Advanced Geotechnical Services, Inc. for the named project, should be read together with that report for complete interpretation. This summary applies only at this boring location and at the time of drilling. Subsurface conditions may differ at other locations and may change at this location with the passage of time. The data presented is a simplification of actual conditions encountered.					
				Older Alluvium (Qoa) Dark yellowish brown Silty Clayey SAND, with rootlets, relatively porous, slightly moist, moderately dense					
				Tan to moderate yellowish brown Silty Clayey SAND, with minor rounded cobble, rootlets, slightly moist, dense		101.7	6.9		
5						105.8	7.7		
10				Total Depth Explored = 5.5 ft. No Groundwater Encountered Backfilled with Spoils 11/28/2022					
15									

Trench Description

Depth, ft
1" = 5'



Plate A- 22

advanced geotechnical services, inc.

advanced geotechnical

s e r v i c e s, i n c.

Boring/Test Pit Log TP-14

Sheet 1 of 1

Project **Ventura Ranch Partners LLC** Client No. **5251** Date Drilled **11/28/22**

Comment **4884 N. Ventura Avenue, Ventura**

Drilling Company/Driller **KT Construction** Equipment **Backhoe**

Driving Weight (lbs) _____ Average Drop (in.) _____ Hole Diameter (in.) _____

Elevation _____ ft Depth to Water _____ ft After _____ hrs on _____ Logged By **BW**

Depth, ft	Sample	Blows/6"	Graphic Symbol	Description of Material	Attitudes	Dry Unit Weight, pcf	Moisture Content, %	-#200, %	Other Tests
				This log, which is part of the report prepared by Advanced Geotechnical Services, Inc. for the named project, should be read together with that report for complete interpretation. This summary applies only at this boring location and at the time of drilling. Subsurface conditions may differ at other locations and may change at this location with the passage of time. The data presented is a simplification of actual conditions encountered.					
				Older Alluvium (Qoa)					
				Dark yellowish brown Silty Clayey SAND, with rootlets, relatively porous, slightly moist, moderately dense					
				Tan to moderate yellowish brown Silty Clayey SAND, with calcium carbonate deposits, slightly moist, dense		97.5	11.2		
5				pinhole voids in samples @ 3 ft. and 5ft.		98.4	6.8		
10				Total Depth Explored = 5.5 ft. No Groundwater Encountered Backfilled with Spoils 11/28/2022					
15									

Trench Description

Depth, ft
1" = 5'



Plate A- 23

advanced geotechnical services, inc.

advanced geotechnical

s e r v i c e s, i n c.

Boring/Test Pit Log TP-15

Sheet 1 of 1

Project **Ventura Ranch Partners LLC** Client No. **5251** Date Drilled **11/28/22**

Comment **4884 N. Ventura Avenue, Ventura**

Drilling Company/Driller **KT Construction** Equipment **Backhoe**

Driving Weight (lbs) _____ Average Drop (in.) _____ Hole Diameter (in.) _____

Elevation _____ ft Depth to Water _____ ft After _____ hrs on _____ Logged By **BW**

Depth, ft	Sample	Blows/6"	Graphic Symbol	Description of Material	Attitudes	Dry Unit Weight, pcf	Moisture Content, %	-#200, %	Other Tests
				This log, which is part of the report prepared by Advanced Geotechnical Services, Inc. for the named project, should be read together with that report for complete interpretation. This summary applies only at this boring location and at the time of drilling. Subsurface conditions may differ at other locations and may change at this location with the passage of time. The data presented is a simplification of actual conditions encountered.					
				Older Alluvium (Qoa)					
				Dark yellowish brown Silty Clayey SAND, with roots and rootlets, relatively porous, slightly moist, moderately dense					
				Tan Silty SAND, with roots to 2 ft., minor calcium carbonate deposits, slightly moist, dense		90.8	12.5		
5				pinhole voids in samples @ 3 ft. and 5 ft.		98.6	8.3		
10				Total Depth Explored = 5.5 ft. No Groundwater Encountered Backfilled with Spoils 11/28/2022					
15									

Trench Description

Depth, ft
1" = 5'



Plate A- 24

advanced geotechnical services, inc.

advanced geotechnical

s e r v i c e s, i n c.

Boring/Test Pit Log TP-16

Sheet 1 of 1

Project **Ventura Ranch Partners LLC** Client No. **5251** Date Drilled **11/28/22**

Comment **4884 N. Ventura Avenue, Ventura**

Drilling Company/Driller **KT Construction** Equipment **Backhoe**

Driving Weight (lbs) _____ Average Drop (in.) _____ Hole Diameter (in.) _____

Elevation _____ ft Depth to Water _____ ft After _____ hrs on _____ Logged By **BW**

Depth, ft	Sample	Blows/6"	Graphic Symbol	Description of Material	Attitudes	Dry Unit Weight, pcf	Moisture Content, %	#200, %	Other Tests
				This log, which is part of the report prepared by Advanced Geotechnical Services, Inc. for the named project, should be read together with that report for complete interpretation. This summary applies only at this boring location and at the time of drilling. Subsurface conditions may differ at other locations and may change at this location with the passage of time. The data presented is a simplification of actual conditions encountered.					
				Older Alluvium (Qoa) Dark yellowish brown Silty Clayey SAND, roots and rootlets, relatively porous, slightly moist, moderately dense					
				Tan to moderate yellowish brown Silty SAND, slightly moist, dense with gravel, small cobble, and light brown iron oxide staining below 3.5 ft.		97.9	7.5		
5				Tan SAND, slightly moist, dense		102.0	7.3		
10				Total Depth Explored = 5.5 ft. No Groundwater Encountered Backfilled with Spoils 11/28/2022					
15									

Trench Description

Depth, ft
1" = 5'



Plate A- 25

advanced geotechnical

s e r v i c e s, i n c.

advanced geotechnical services, inc.

Boring/Test Pit Log P-1

Sheet 1 of 1

Project **Ventura Ranch Partners LLC** Client No. **5251** Date Drilled **10/31/22**

Comment **4884 N. Ventura Avenue, Ventura**

Drilling Company/Driller **KT Construction** Equipment **Backhoe**

Driving Weight (lbs) _____ Average Drop (in.) _____ Hole Diameter (in.) **3'x11'**

Elevation _____ ft Depth to Water _____ ft After _____ hrs on _____ Logged By **BW**

Depth, ft	Sample	Blows/6"	Graphic Symbol	Description of Material	Attitudes	Dry Unit Weight, pcf	Moisture Content, %	-#200, %	Other Tests
				This log, which is part of the report prepared by Advanced Geotechnical Services, Inc. for the named project, should be read together with that report for complete interpretation. This summary applies only at this boring location and at the time of drilling. Subsurface conditions may differ at other locations and may change at this location with the passage of time. The data presented is a simplification of actual conditions encountered.					
				Older Alluvium (Qoa)					
				Light grayish brown Silty Sandy CLAY, relatively dry, disturbed, with roots to 1.25 ft.					
				moist, moderately dense below 1.25 ft., relatively porous to ~2.5'		93.7	11.4		
5				Greyish-brown Silty SAND, slightly moist, dense, fine grained					
10				Excavated with Backhoe to 4' 12"x12"x12" test pit excavated from 4' to 5' with hand labor Total Depth Explored = 5 ft. No Groundwater Encountered Test Pit Temporarily Left Open for Infiltration Testing Backfilled with Spoils					
15									

Trench Description

Depth, ft
1" = 5'



Plate A- 26

advanced geotechnical services, inc.

advanced geotechnical

s e r v i c e s, i n c.

Boring/Test Pit Log P-2

Sheet 1 of 1

Project **Ventura Ranch Partners LLC** Client No. **5251** Date Drilled **10/31/22**

Comment **4884 N. Ventura Avenue, Ventura**

Drilling Company/Driller **KT Construction** Equipment **Backhoe**

Driving Weight (lbs) _____ Average Drop (in.) _____ Hole Diameter (in.) **3'x11.5'**

Elevation _____ ft Depth to Water _____ ft After _____ hrs on _____ Logged By **BW**

Depth, ft	Sample	Blows/6"	Graphic Symbol	Description of Material	Attitudes	Dry Unit Weight, pcf	Moisture Content, %	-#200, %	Other Tests
				This log, which is part of the report prepared by Advanced Geotechnical Services, Inc. for the named project, should be read together with that report for complete interpretation. This summary applies only at this boring location and at the time of drilling. Subsurface conditions may differ at other locations and may change at this location with the passage of time. The data presented is a simplification of actual conditions encountered.					
				Older Alluvium (Qoa)					
				Light grayish brown Clayey SAND with Gravel, slightly moist, disturbed, with roots to 1.25 ft.					
				below 1.25 ft., moist, dense, relatively porous		106.9	7.2		
5				Moderate yellowish brown Silty SAND with Gravel, slightly moist, dense					
				Excavated with Backhoe to 4'					
				12"x12"x12" test pit excavated from 4' to 5' with hand labor					
10				Total Depth Explored = 5 ft.					
				No Groundwater Encountered					
				Test Pit Temporarily Left Open for Infiltration Testing					
				Backfilled with Spoils					
15									

Trench Description

Depth, ft
1" = 5'



Plate A- 27

advanced geotechnical services, inc.

advanced geotechnical

s e r v i c e s, i n c.

Boring/Test Pit Log P-3

Sheet 1 of 1

Project **Ventura Ranch Partners LLC** Client No. **5251** Date Drilled **10/31/22**

Comment **4884 N. Ventura Avenue, Ventura**

Drilling Company/Driller **KT Construction** Equipment **Backhoe**

Driving Weight (lbs) _____ Average Drop (in.) _____ Hole Diameter (in.) **3'x11.5'**

Elevation _____ ft Depth to Water _____ ft After _____ hrs on _____ Logged By **BW**

Depth, ft	Sample	Blows/6"	Graphic Symbol	Description of Material	Attitudes	Dry Unit Weight, pcf	Moisture Content, %	-#200, %	Other Tests
				This log, which is part of the report prepared by Advanced Geotechnical Services, Inc. for the named project, should be read together with that report for complete interpretation. This summary applies only at this boring location and at the time of drilling. Subsurface conditions may differ at other locations and may change at this location with the passage of time. The data presented is a simplification of actual conditions encountered.					
				Older Alluvium (Qoa)					
				Light grayish brown Sandy CLAY, slightly moist, disturbed, with roots to 1.5 ft.					
				below 1.5 ft., slightly moist, dense, relatively porous to 2.5'					
				@ 3 ft., with rounded to subrounded gravel		99.8	8.5		
5				Tan Silty SAND, moist, dense					
10				Excavated with Backhoe to 4' 12"x12"x12" test pit excavated from 4' to 5' with hand labor Total Depth Explored = 5 ft. No Groundwater Encountered Test Pit Temporarily Left Open for Infiltration Testing Backfilled with Spoils					
15									

Trench Description

Depth, ft
1" = 5'



Plate A- 28

advanced geotechnical

s e r v i c e s, i n c.

advanced geotechnical services, inc.

Boring/Test Pit Log P-4

Sheet 1 of 1

Project **Ventura Ranch Partners LLC** Client No. **5251** Date Drilled **10/31/22**

Comment **4884 N. Ventura Avenue, Ventura**

Drilling Company/Driller **KT Construction** Equipment **Backhoe**

Driving Weight (lbs) _____ Average Drop (in.) _____ Hole Diameter (in.) **3'x12'**

Elevation _____ ft Depth to Water _____ ft After _____ hrs on _____ Logged By **BW**

Depth, ft	Sample	Blows/6"	Graphic Symbol	Description of Material	Attitudes	Dry Unit Weight, pcf	Moisture Content, %	-#200, %	Other Tests
				This log, which is part of the report prepared by Advanced Geotechnical Services, Inc. for the named project, should be read together with that report for complete interpretation. This summary applies only at this boring location and at the time of drilling. Subsurface conditions may differ at other locations and may change at this location with the passage of time. The data presented is a simplification of actual conditions encountered.					
				Older Alluvium (Qoa)					
				Light grayish brown Sandy CLAY, slightly moist, disturbed, with roots to 1 ft.					
				below 1 ft., slightly moist, dense		94.5	7.8		
				relatively porous to 2.5 ft.					
5				Tan Silty SAND, moist, dense					
10				Excavated with Backhoe to 4' 12"x12"x12" test pit excavated from 4' to 5' with hand labor Total Depth Explored = 5 ft. No Groundwater Encountered Test Pit Temporarily Left Open for Infiltration Testing Backfilled with Spoils					
15									

Trench Description

Depth, ft
1" = 5'



Plate A- 29

Appendix B

Laboratory Testing

Appendix B
Laboratory Testing

A laboratory test program is designed for each project to evaluate the physical and mechanical properties of the soil and bedrock materials encountered at the site during our field exploration program. Laboratory tests were conducted on representative samples for the purpose of classification and determining their properties for use in analyses and evaluations. The most common laboratory tests include moisture-density, Atterberg limits, grain-size analyses (sieve and hydrometer analyses), sand equivalent, direct shear, consolidation, compaction, expansion index, and *R*-values. The following descriptions of test methods are generic and may include methods not used on this project. Reference to the boring logs and test results on Plates attached to this appendix will show which tests were performed for this project. Laboratory testing is performed in general accordance with the most recent ASTM test designations available at the time of testing.

Classification Tests

Classification testing is performed to identify differences in material behavior and to correlate the results with shear strength and volume change characteristics of the materials. Classification testing includes unit weight (e.g., dry density), moisture content, Atterberg limits, grain size analyses (sieve and hydrometer), and sand equivalent.

Moisture-Density Test

Site soils were classified in the laboratory in accordance with the Unified Soil Classification System. Moisture contents are performed in general accordance with ASTM Test Designation D2216 and unit weights were determined in general accordance with ASTM Test Designation D2937. Field moisture contents and dry unit weights were determined for the ring samples obtained in the field. Field moisture contents and dry unit weights are shown on the boring logs in Appendix A.

Sieve Analysis

Sieve analysis tests were conducted on the on-site soils in general accordance with sieve analysis test procedure from ASTM Test Designation D422. This method covers the quantitative determination of the distribution of particle sizes in soils. If this test was performed, the results are presented on Plates attached to this appendix.

Hydrometer Test

Hydrometer tests were performed in general accordance with ASTM Test Designation D422. If this test was performed, the results are presented on Plates attached to this appendix. Samples with obviously little course material and a high percentage of fines were prepared with a wet method (ASTM Test Designation D2217) rather than air-drying the sample and pulverizing with a mortar and pedestal.

Shear Tests

Direct shear tests were performed in general accordance with ASTM D3080 to determine the shear strength parameters of undisturbed on-site soils or remolded soil specimens. The samples are usually tested in an artificially saturated condition. This is accomplished by soaking the specimens in a confined container for a period of one or 2 days, depending on the permeability of the material. The specimen, 1-inch-high and 2.4-inch-diameter, is placed in the shear device, and a vertical stress is applied to the specimen. The specimen is allowed to reach an equilibrium state (swell or consolidate). The specimen is then sheared under a constant rate of deformation. The rate of deformation for a slow test, sufficiently slow to presumably allow drainage, is selected from computed or measured consolidation rates to simulate full drainage (full dissipation of any tendency for pore water pressure changes) during shear. A rate of displacement of 0.005 inches per minute was used for the most tests. The process usually is repeated for 3 specimens, each under different vertical stresses. The results from the 3 tests are plotted on a diagram of shear stress and normal (vertical) stress at failure, and linear approximations are drawn of the failure curves to determine the angle of internal friction and cohesion. The first moisture content shown on the graphs

(associated with peak values) is for either the in-situ condition or the remolded condition, and the second moisture content (associated with ultimate value) is for the soaked condition.

Consolidation Test

Consolidation tests were performed in general accordance with ASTM D2435 and D5333 on selected samples to evaluate the load-deformation characteristics of the earth soils. The tests were performed primarily on material that would be most susceptible to consolidation under anticipated foundation loading. The soil specimen, contained in a 2.4-inch-diameter, 1.0-inch-high sampling ring, is placed in a loading frame under a seating pressure of 0.1 ksf. Vertical loads are applied to the samples in several geometric increments, and the resulting deformations were recorded at selected time intervals. When the pressure reaches a preselected effective overburden pressure (often 2 ksf) and the specimen has consolidated under that pressure, the laboratory technician adds water to the test cell and records the vertical movement. After the specimen reaches equilibrium with the addition of water, the technician continues the loading process, usually up to a pressure of about 8 ksf. The specimen is then unloaded in increments, and the test is dismantled. The results of the test are presented in terms of percent volume change versus applied vertical stress. If this test was performed, the results are presented on Plates attached to this appendix.

Compaction Test

Compaction tests provide information on the relationship between moisture content and dry density of the soil compacted in a given manner. The maximum density is obtained for a given compaction effort at an optimum moisture content. Specifications for earthwork are in terms of the unit weight (or dry density) expressed as a percentage of the maximum density, and the moisture content compared to the optimum moisture content. Compaction tests were performed in general accordance with ASTM Test Designation D1557 to determine the maximum dry densities and optimum moisture contents of the on-site soils. If this test was performed, the results are presented on Plates attached to this appendix.

Expansion Index Test

The expansion index test provides an assessment of the potential for expansion or heave that could be detrimental to foundation or slab performance. Expansion Index tests are performed on shallow on-site soils in general accordance with expansion test procedures in ASTM D4829. In this test, a specimen is compacted at a degree of saturation between 45% and 55% in a 4.01-inch-diameter, 1.0-inch-high ring. The specimen is subjected to a seating pressure of 144 psf, water is added to the test cell, and swell is monitored until the expansion stops. The volume of swell is converted to an expansion index. Any test results are summarized on the boring logs in Appendix A.

Sample Remolding

In some cases, remolded samples are used when performing direct shear tests and consolidation tests. Samples are remolded to a specified moisture and density by compacting the soil in a 2.42-inch-diameter sample ring. The specified moisture content is either at optimum or a few percentage points above optimum. The specified dry density is usually at a relative compaction of 90%. The required moisture is added to and mixed with dry soil, providing a homogeneous mixture. A 2.42-inch-diameter ring is placed in a 6-inch-diameter compaction mold, and soil is placed in the mold to above the ring. The soil is then compacted with a 5.5-pound hammer with a free-fall drop of 12 inches. The sample is trimmed, and the dry density is determined. If the dry density deviates more than about one pound per cubic foot from the specified dry density, the process is repeated with the number of blows altered to better achieve the specified dry density.

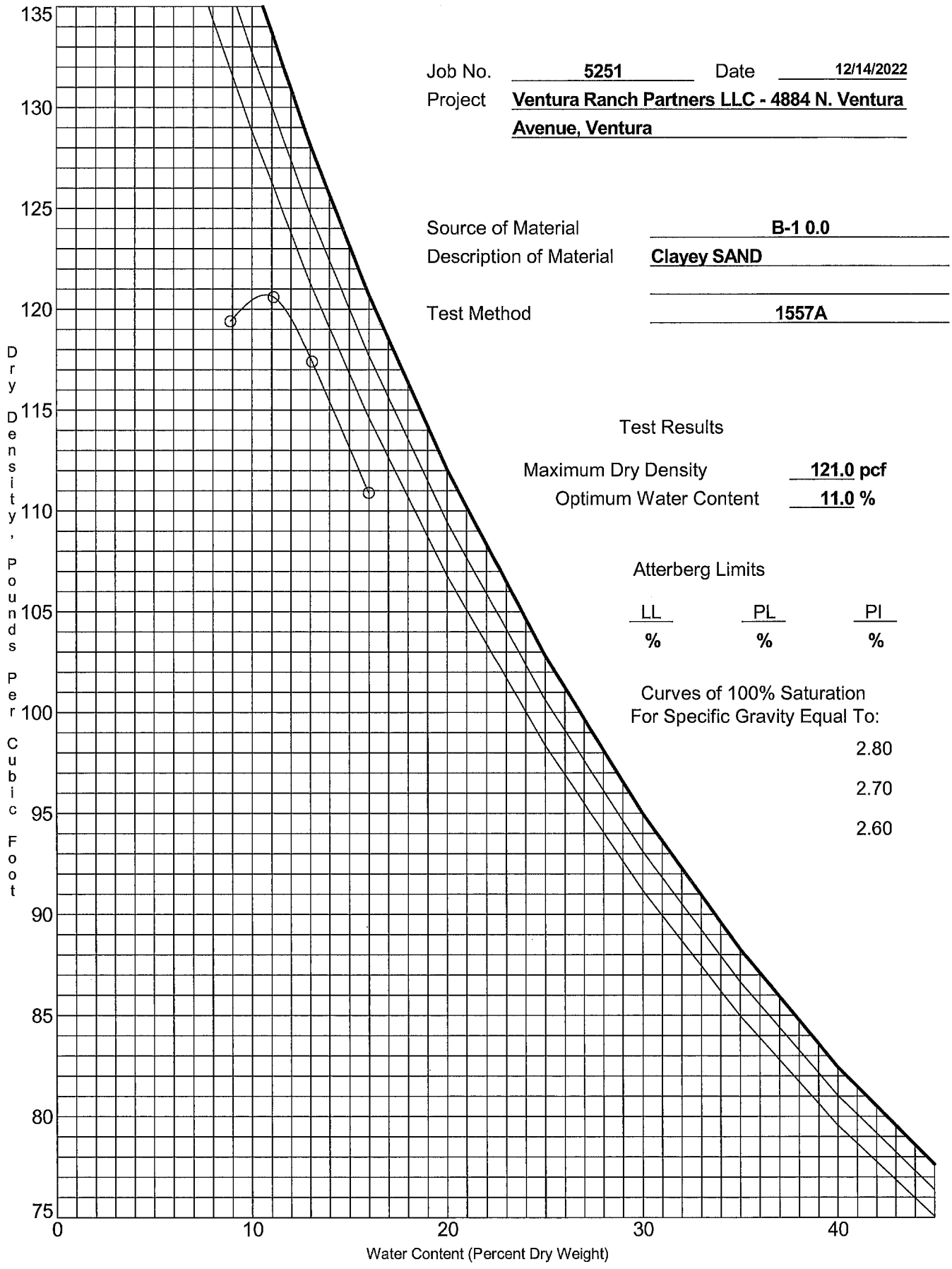

Job No. 5251 Date 12/14/2022

Project Ventura Ranch Partners LLC - 4884 N. Ventura Avenue, Ventura

Source of Material B-1 0.0

Description of Material Clayey SAND

Test Method 1557A

Test Results

Maximum Dry Density 121.0 pcf

Optimum Water Content 11.0 %

Atterberg Limits

LL	PL	PI
%	%	%

Curves of 100% Saturation For Specific Gravity Equal To:

2.80

2.70

2.60

Moisture-Density Relationship

Advanced Geotechnical Services, Inc.

Plate B- 3

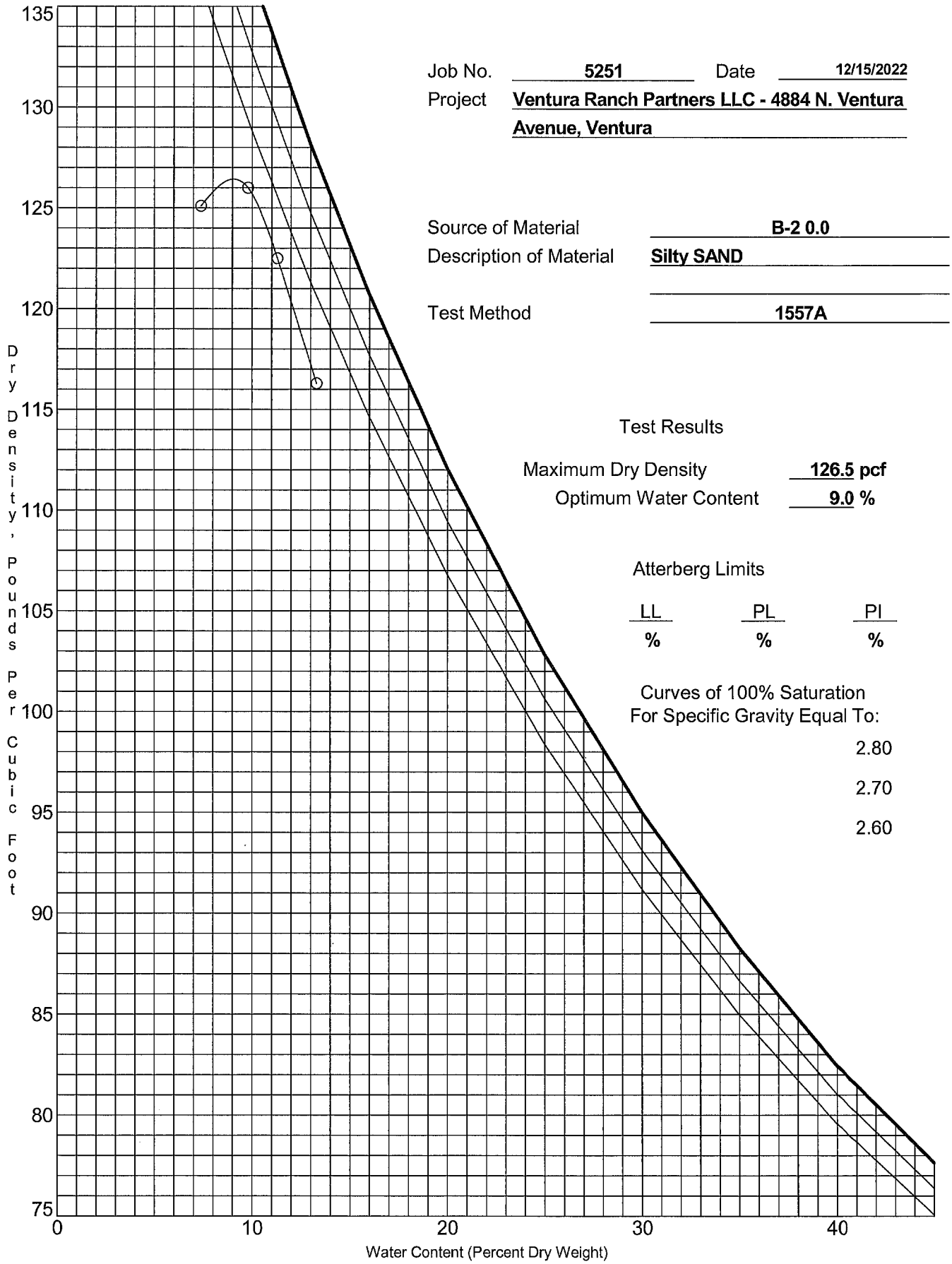

Job No. 5251 Date 12/15/2022

Project Ventura Ranch Partners LLC - 4884 N. Ventura Avenue, Ventura

Source of Material B-2 0.0

Description of Material Silty SAND

Test Method 1557A

Test Results

Maximum Dry Density 126.5 pcf

Optimum Water Content 9.0 %

Atterberg Limits

LL	PL	PI
%	%	%

Curves of 100% Saturation For Specific Gravity Equal To:

2.80

2.70

2.60

Moisture-Density Relationship

Advanced Geotechnical Services, Inc.

Plate B- 4

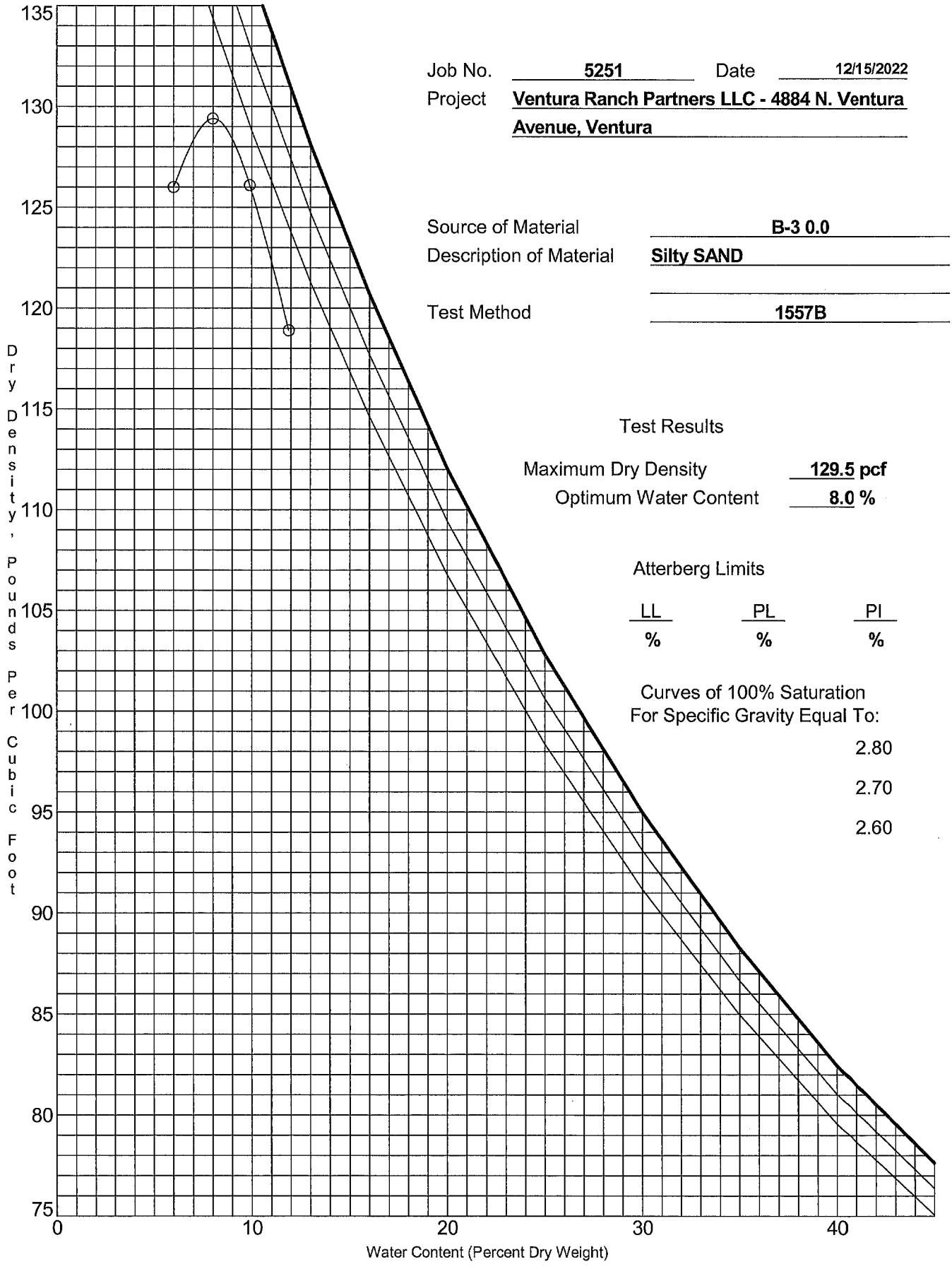

Job No. 5251 Date 12/15/2022

Project **Ventura Ranch Partners LLC - 4884 N. Ventura Avenue, Ventura**

Source of Material **B-3 0.0**

Description of Material **Silty SAND**

Test Method **1557B**

Test Results

Maximum Dry Density **129.5 pcf**

Optimum Water Content **8.0 %**

Atterberg Limits

LL	PL	PI
%	%	%

Curves of 100% Saturation For Specific Gravity Equal To:

2.80

2.70

2.60

Moisture-Density Relationship

Advanced Geotechnical Services, Inc.

Plate B- 5

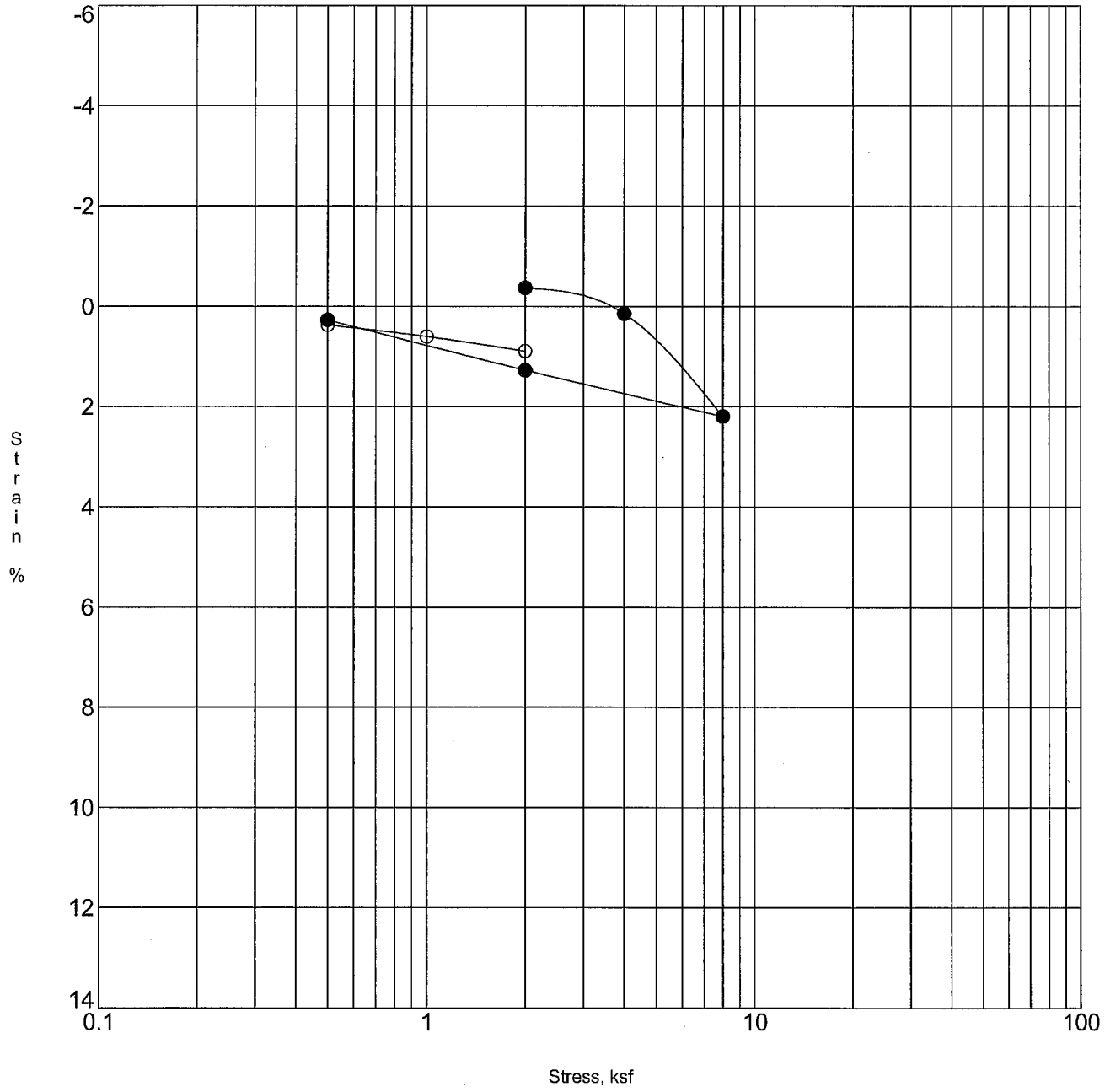

Open Symbol At Field Moisture, Solid Symbol After Submersion in Water

Specimen Identification			Classification	DD	MC%
○	B-1	0.0	Clayey SAND	109.3	10.5
●	B-1	0.0	REMOLDED	110.7	17.1

Project: Ventura Ranch Partners LLC - 4884 N. Ventura Avenue, Ventura

Client No.: 5251

Date: 12/14/22

Consolidation Test

Advanced Geotechnical Services, Inc.

Plate B- 6

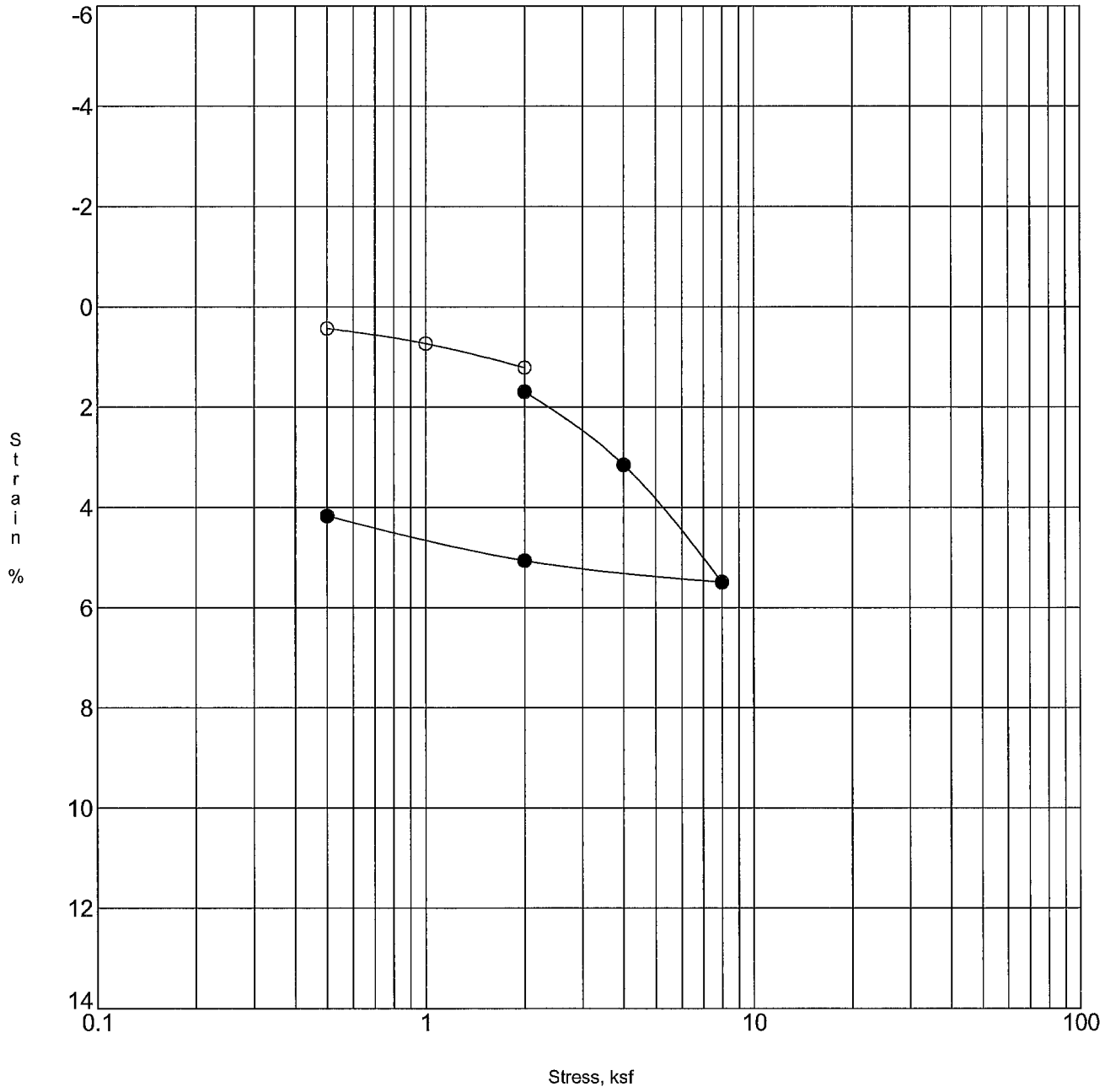

Open Symbol At Field Moisture, Solid Symbol After Submersion in Water

	Specimen Identification		Classification	DD	MC%
○	B-1	2.5	Clayey SAND	111.7	8.5
●	B-1	2.5	UNDISTURBED	117.7	14.7

Project: Ventura Ranch Partners LLC - 4884 N. Ventura Avenue, Ventura

Client No.: 5251

Date: 12/14/22

Consolidation Test

Advanced Geotechnical Services, Inc.

Plate B- 7

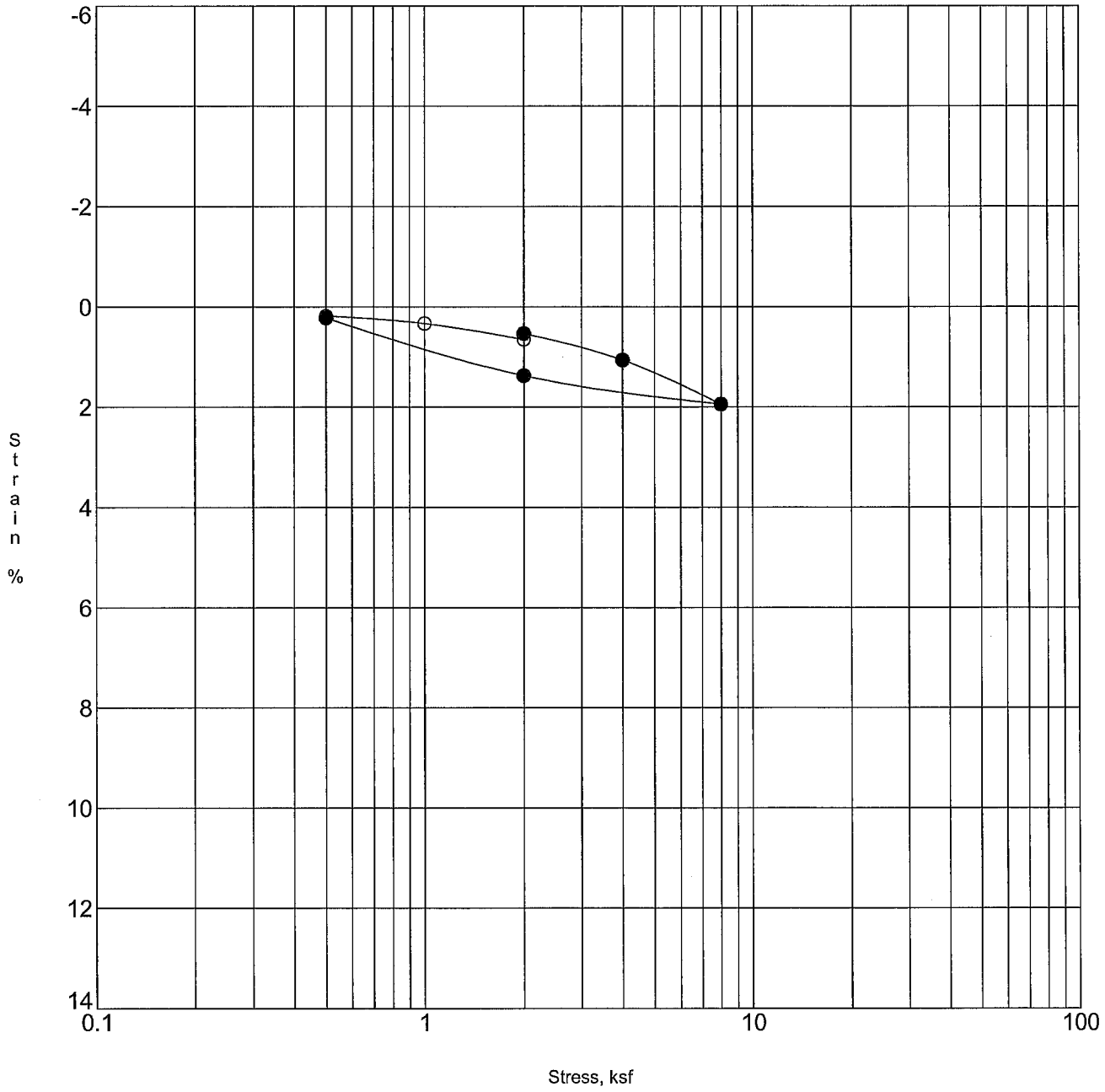

Open Symbol At Field Moisture, Solid Symbol After Submersion in Water

Specimen Identification			Classification	DD	MC%
○	B-1	5.0	Silty SAND	117.8	8.1
●	B-1	5.0	UNDISTURBED	119.4	13.6

Project: Ventura Ranch Partners LLC - 4884 N. Ventura Avenue, Ventura

Client No.: 5251

Date: 12/14/22

Consolidation Test

Advanced Geotechnical Services, Inc.

Plate B- 8

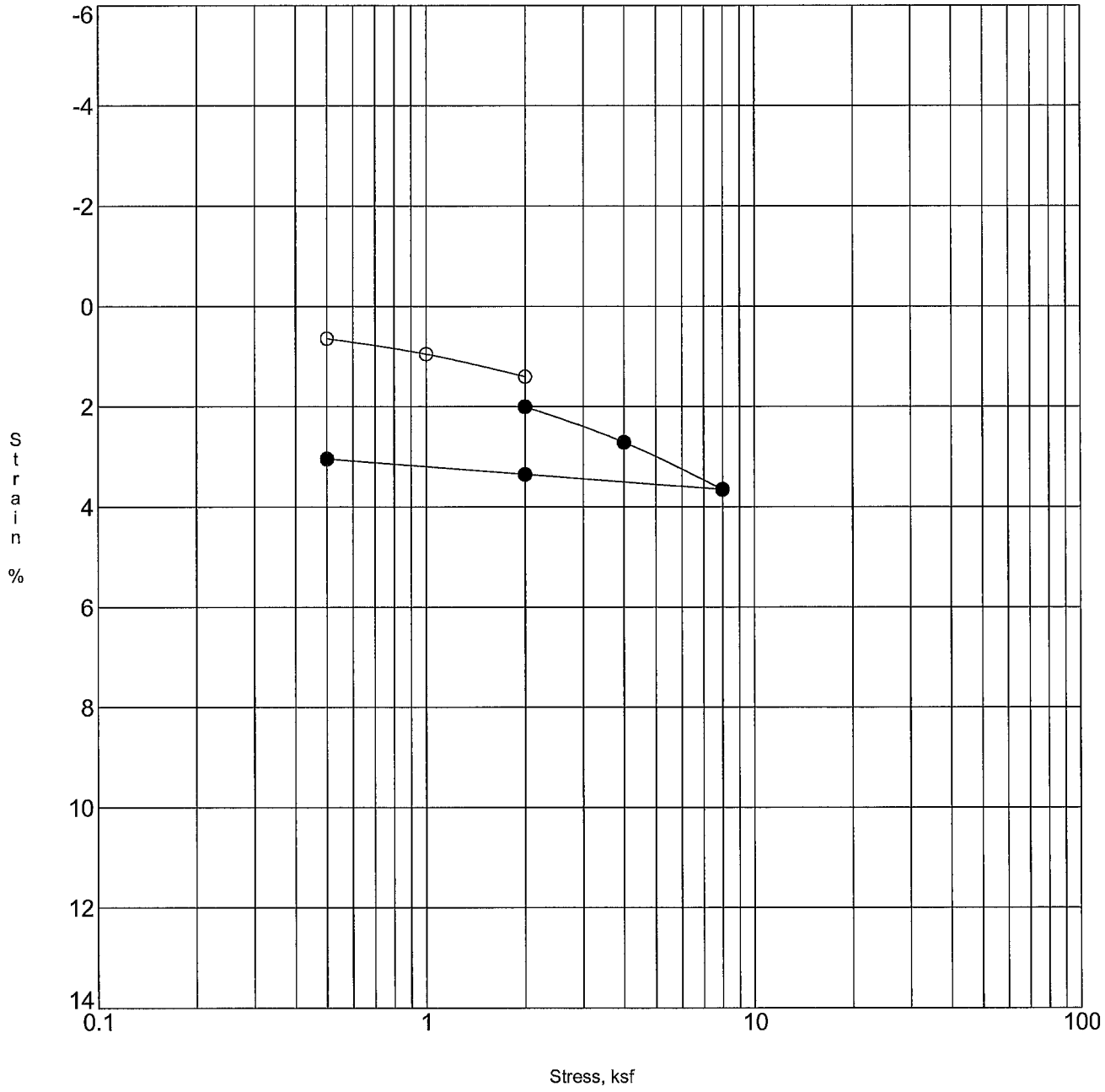

Open Symbol At Field Moisture, Solid Symbol After Submersion in Water

Specimen Identification			Classification	DD	MC%
○	B-1	10.0	Silty SAND	100.0	4.7
●	B-1	10.0	UNDISTURBED	103.4	19.0

Project: Ventura Ranch Partners LLC - 4884 N. Ventura Avenue, Ventura

Client No.: 5251

Date: 12/14/22

Consolidation Test

Advanced Geotechnical Services, Inc.

Plate B- 9

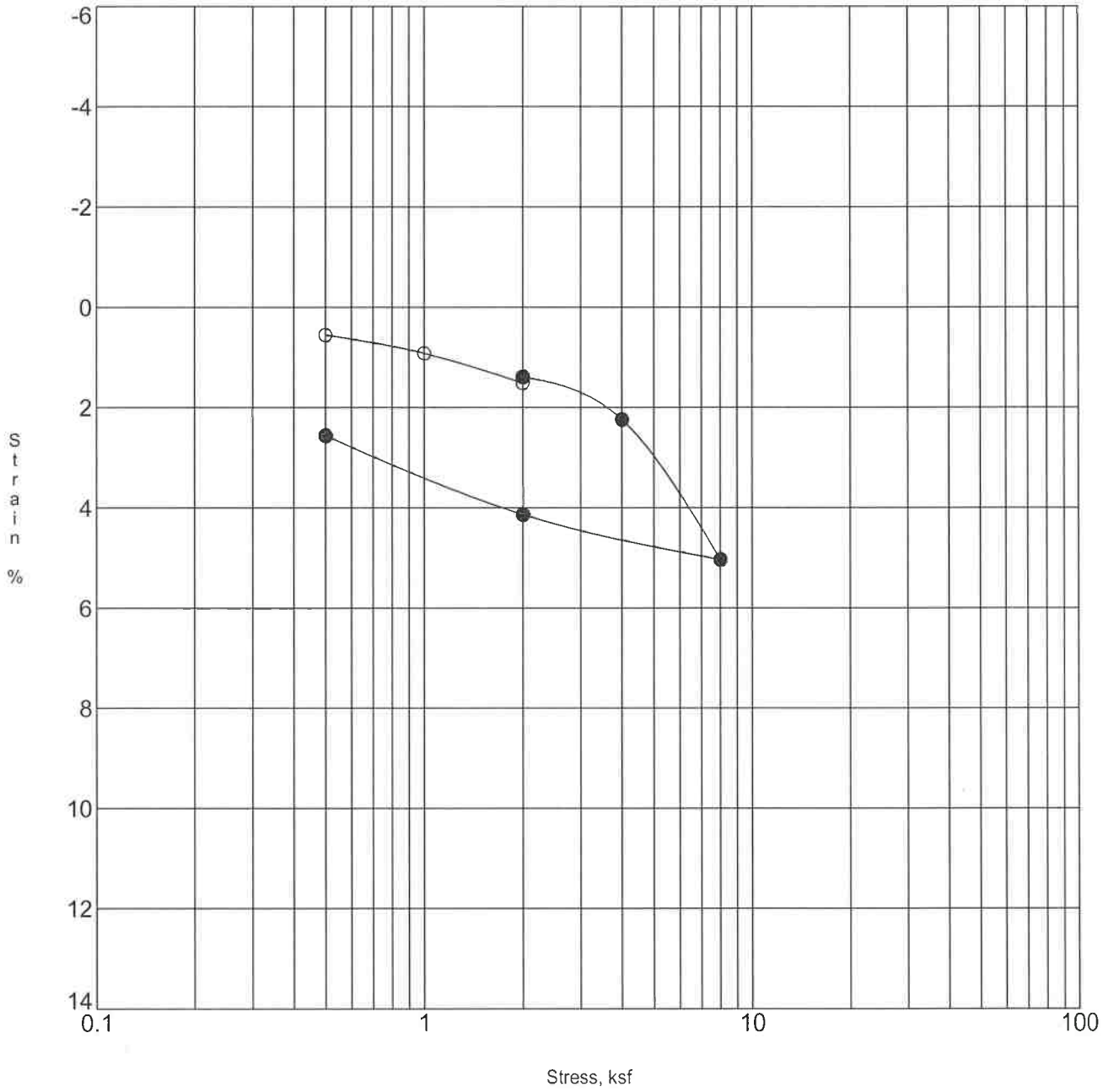

Open Symbol At Field Moisture, Solid Symbol After Submersion in Water

Specimen Identification			Classification	DD	MC%
○	B-1	15.0	Sandy CLAY	101.5	21.0
●	B-1	15.0	UNDISTURBED	105.9	21.4

Project: Ventura Ranch Partners LLC - 4884 N. Ventura Avenue, Ventura

Client No.: 5251

Date: 12/14/22

Consolidation Test

Advanced Geotechnical Services, Inc.

Plate B- 10

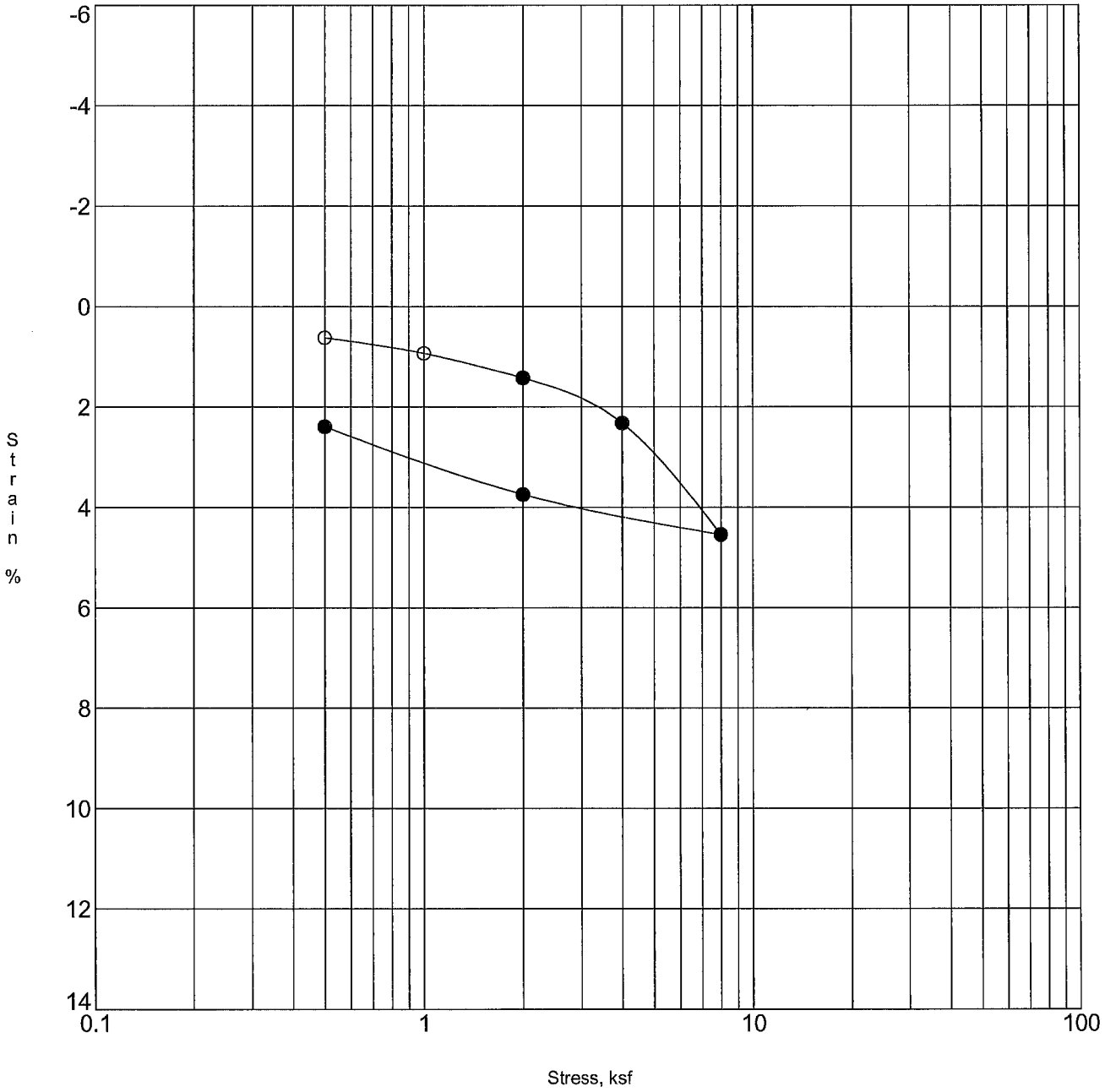

Open Symbol At Field Moisture, Solid Symbol After Submersion in Water

Specimen Identification			Classification	DD	MC%
○	B-1	20.0	Silty SAND	103.1	19.2
●	B-1	20.0	UNDISTURBED	107.7	21.4

Project: Ventura Ranch Partners LLC - 4884 N. Ventura Avenue, Ventura

Client No.: 5251

Date: 12/14/22

Consolidation Test

Advanced Geotechnical Services, Inc.

Plate B- 11

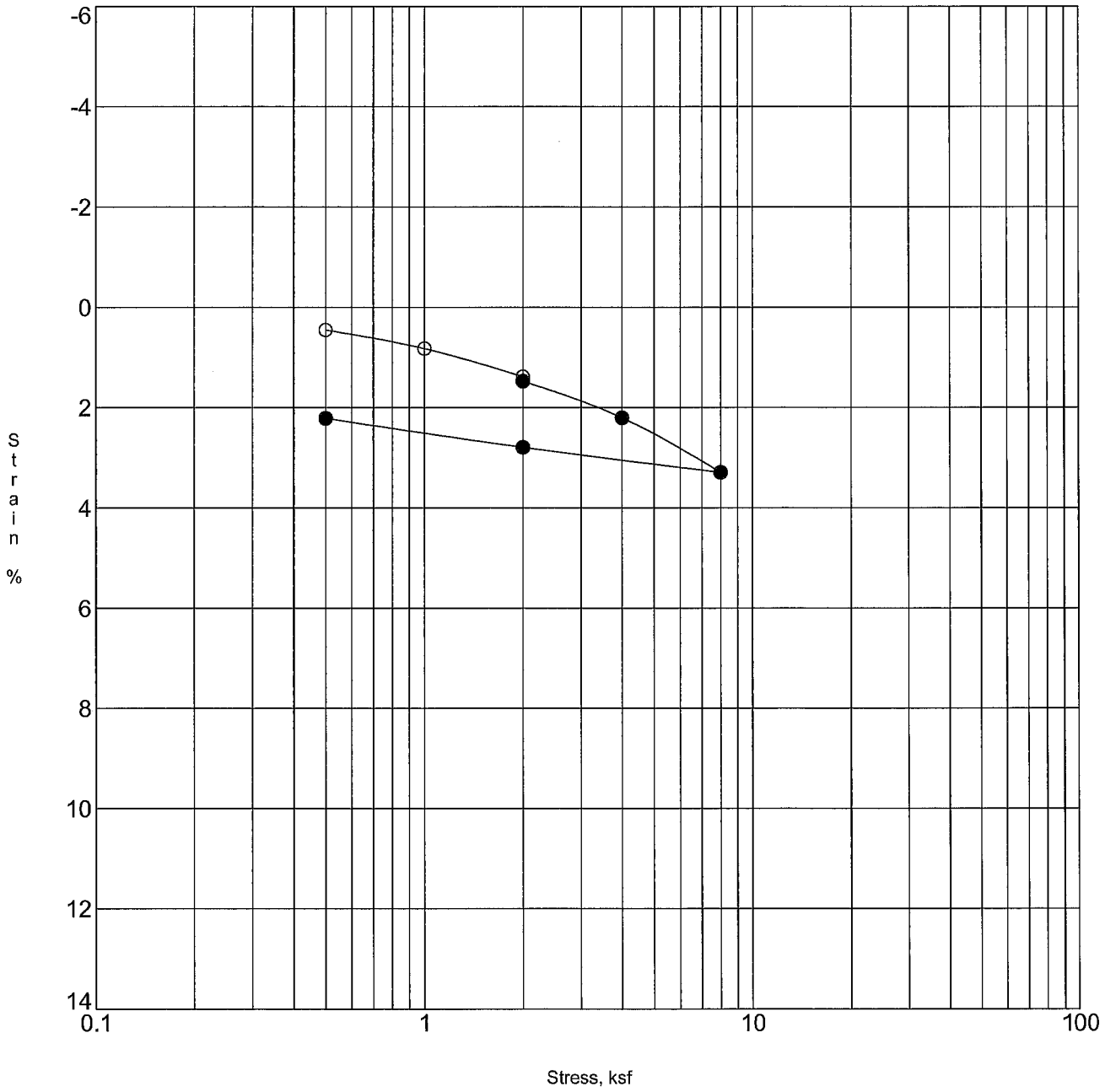

Open Symbol At Field Moisture, Solid Symbol After Submersion in Water

	Specimen Identification		Classification	DD	MC%
○	B-1	30.0	Silty SAND	108.5	15.9
●	B-1	30.0	UNDISTURBED	111.6	17.2

Project: Ventura Ranch Partners LLC - 4884 N. Ventura Avenue, Ventura

Client No. 5251

Date 12/14/22

Consolidation Test

Advanced Geotechnical Services, Inc.

Plate B- 12

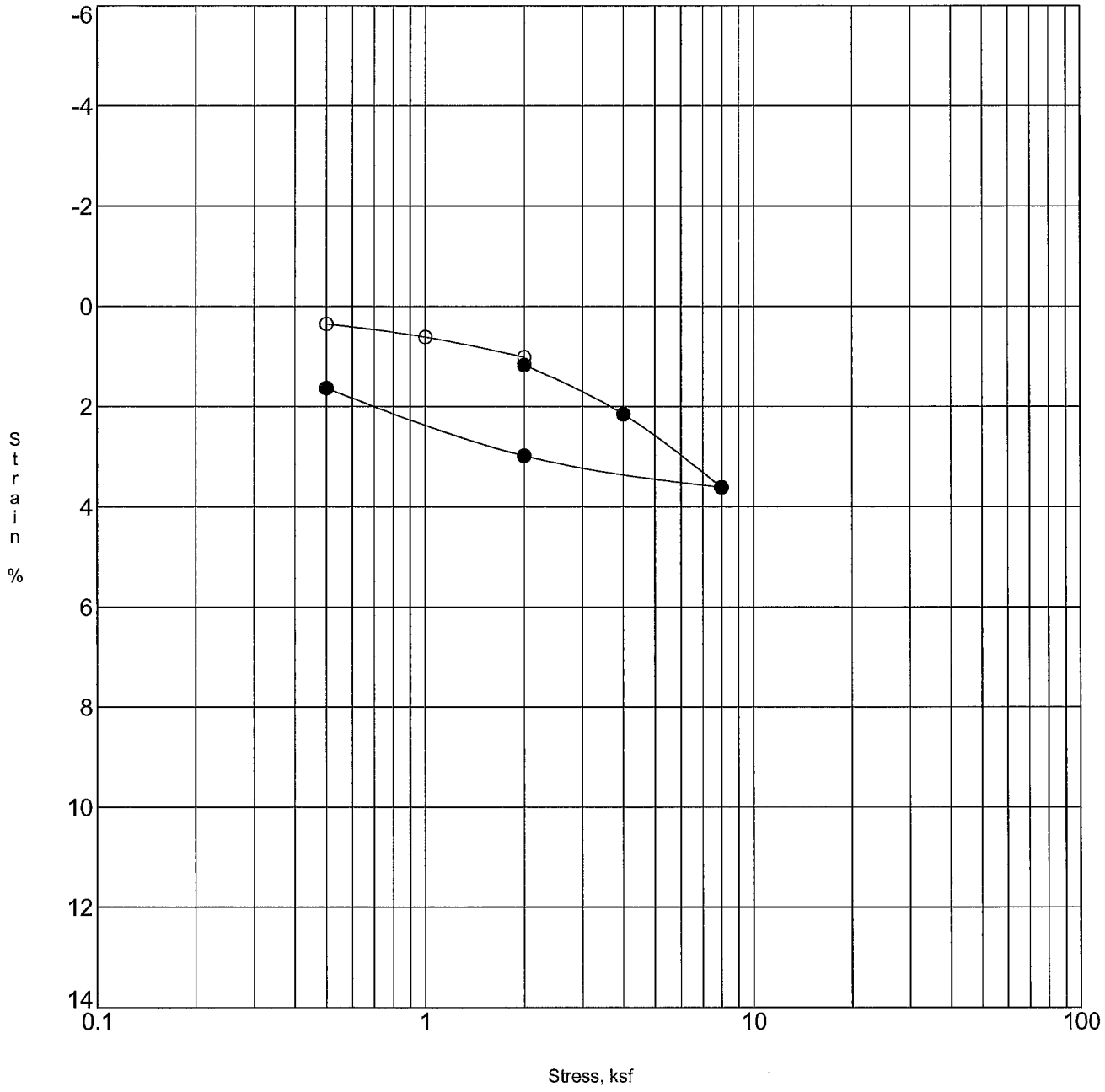

Open Symbol At Field Moisture, Solid Symbol After Submersion in Water

	Specimen Identification		Classification	DD	MC%
○	B-2	2.5	Silty SAND	113.8	8.9
●	B-2	2.5	UNDISTURBED	117.2	16.0

Project: Ventura Ranch Partners LLC - 4884 N. Ventura Avenue, Ventura

Client No.: 5251

Date: 12/14/22

Consolidation Test

Advanced Geotechnical Services, Inc.

Plate B- 13

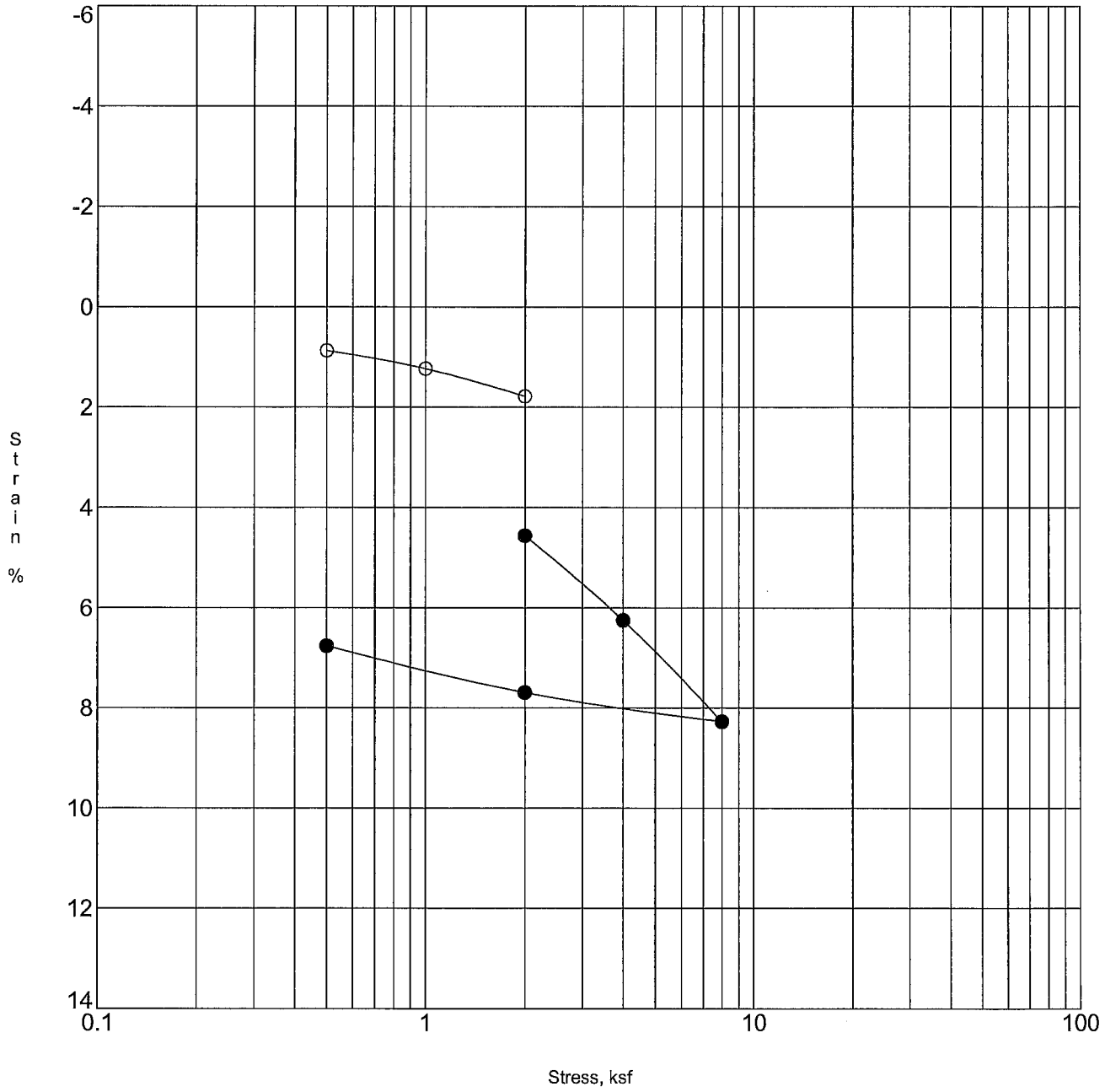

Open Symbol At Field Moisture, Solid Symbol After Submersion in Water

Specimen Identification			Classification	DD	MC%
○	B-2	7.5	Silty SAND	111.5	9.0
●	B-2	7.5	UNDISTURBED	120.8	14.7

Project: Ventura Ranch Partners LLC - 4884 N. Ventura Avenue, Ventura

Client No. 5251

Date 12/14/22

Consolidation Test

Advanced Geotechnical Services, Inc.

Plate B- 14

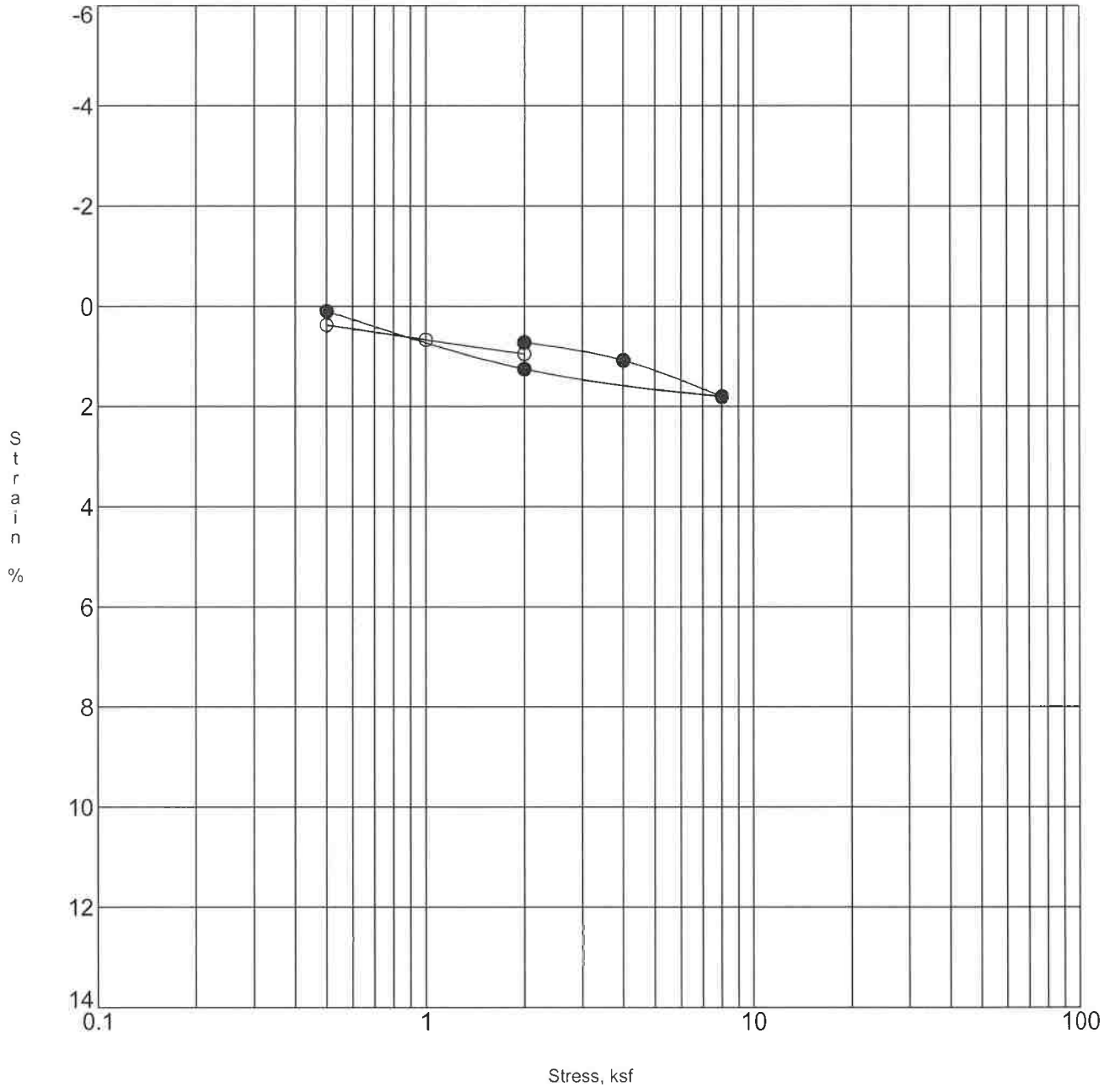

Open Symbol At Field Moisture, Solid Symbol After Submersion in Water

	Specimen Identification		Classification	DD	MC%
○	B-2	15.0	Silty SAND	125.4	9.4
●	B-2	15.0	UNDISTURBED	127.0	11.7

Project: Ventura Ranch Partners LLC - 4884 N. Ventura Avenue, Ventura

Client No.: 5251

Date: 12/14/22

Consolidation Test

Advanced Geotechnical Services, Inc.

Plate B- 15

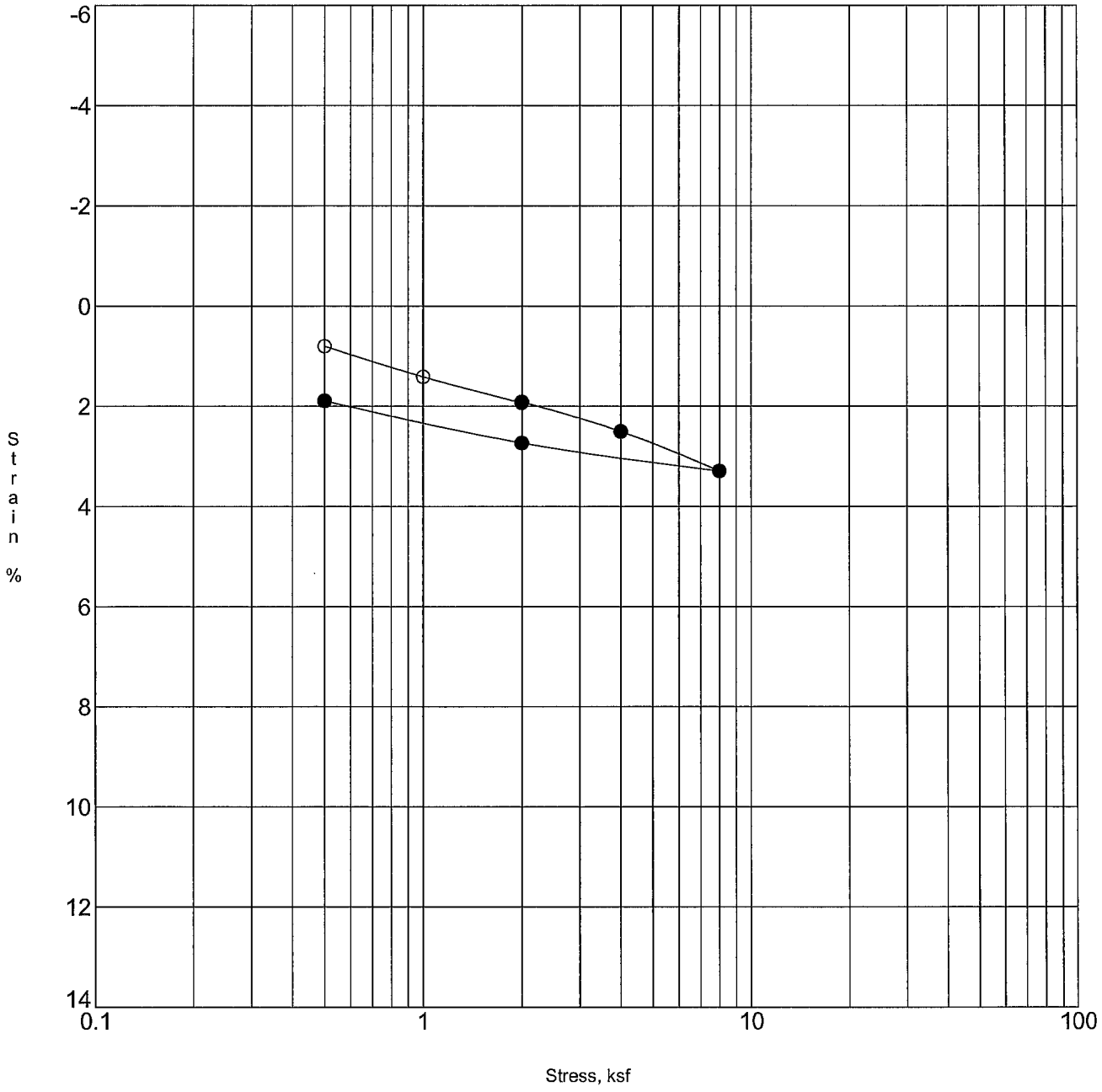

Open Symbol At Field Moisture, Solid Symbol After Submersion in Water

	Specimen Identification		Classification	DD	MC%
○	B-2	25.0	Silty SAND	121.4	11.4
●	B-2	25.0	UNDISTURBED	124.8	12.5

Project: Ventura Ranch Partners LLC - 4884 N. Ventura Avenue, Ventura

Client No.: 5251

Date: 12/14/22

Consolidation Test

Advanced Geotechnical Services, Inc.

Plate B- 16

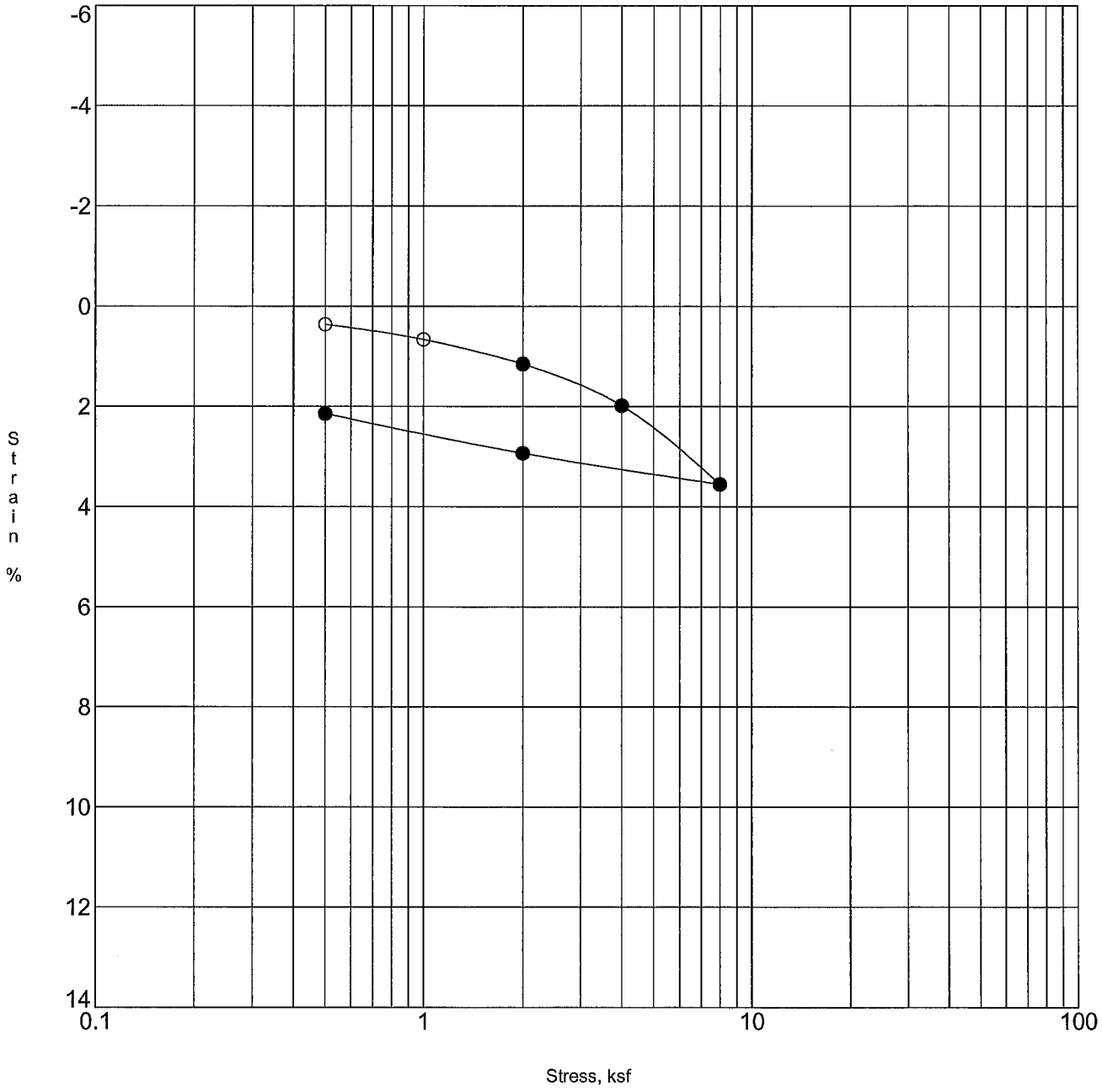

Open Symbol At Field Moisture, Solid Symbol After Submersion in Water

Specimen Identification			Classification	DD	MC%
○	B-2	35.0	Silty SAND	113.9	13.3
●	B-2	35.0	UNDISTURBED	117.3	14.4

Project: Ventura Ranch Partners LLC - 4884 N. Ventura Avenue, Ventura

Client No.: 5251

Date: 12/14/22

Consolidation Test

Advanced Geotechnical Services, Inc.

Plate B- 17

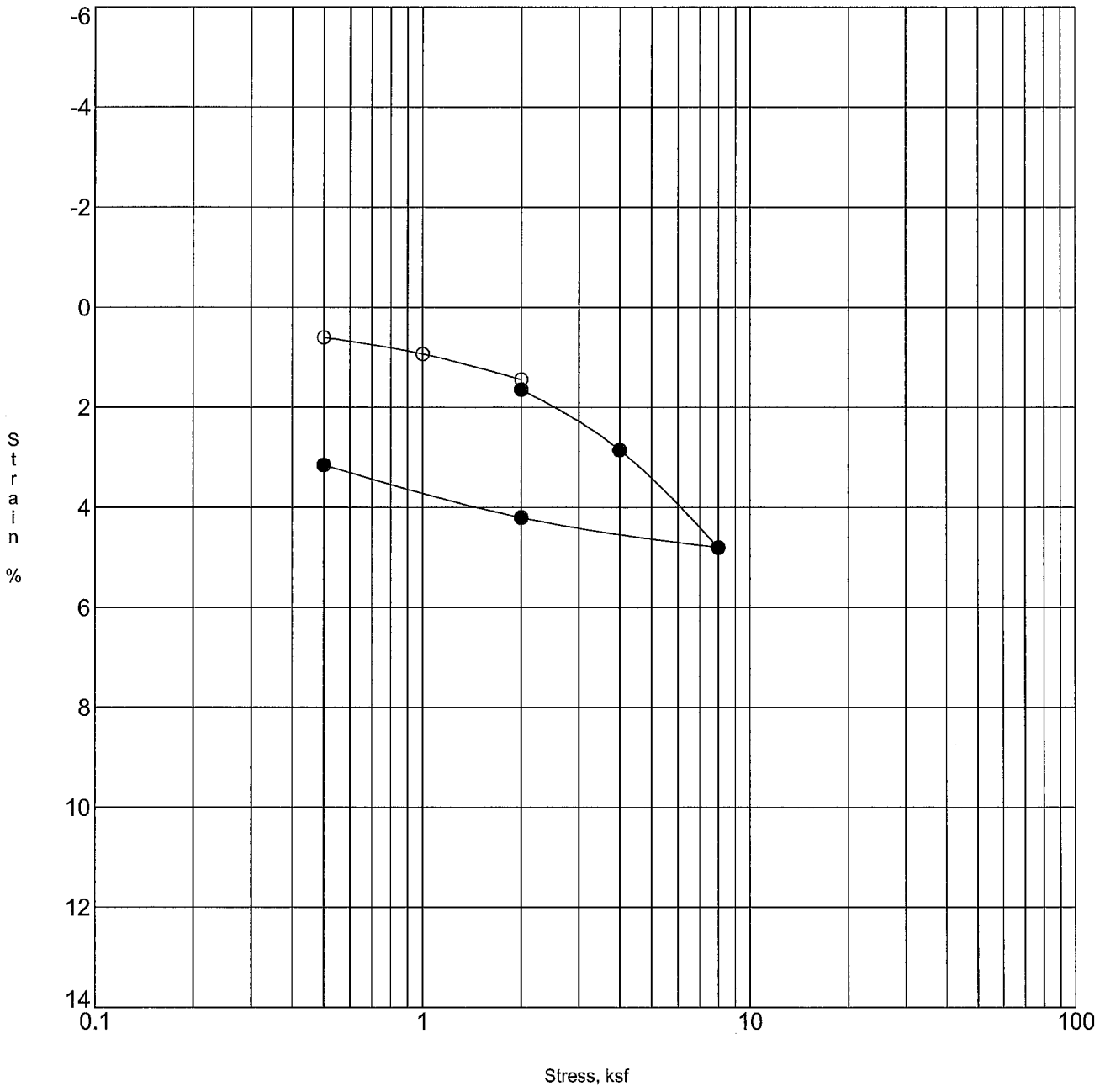

Open Symbol At Field Moisture, Solid Symbol After Submersion in Water

	Specimen Identification		Classification	DD	MC%
○	B-2	45.0	Silty SAND	110.6	13.9
●	B-2	45.0	UNDISTURBED	115.4	15.8

Project: Ventura Ranch Partners LLC - 4884 N. Ventura Avenue, Ventura

Client No.: 5251

Date: 12/14/22

Consolidation Test

Advanced Geotechnical Services, Inc.

Plate B- 18

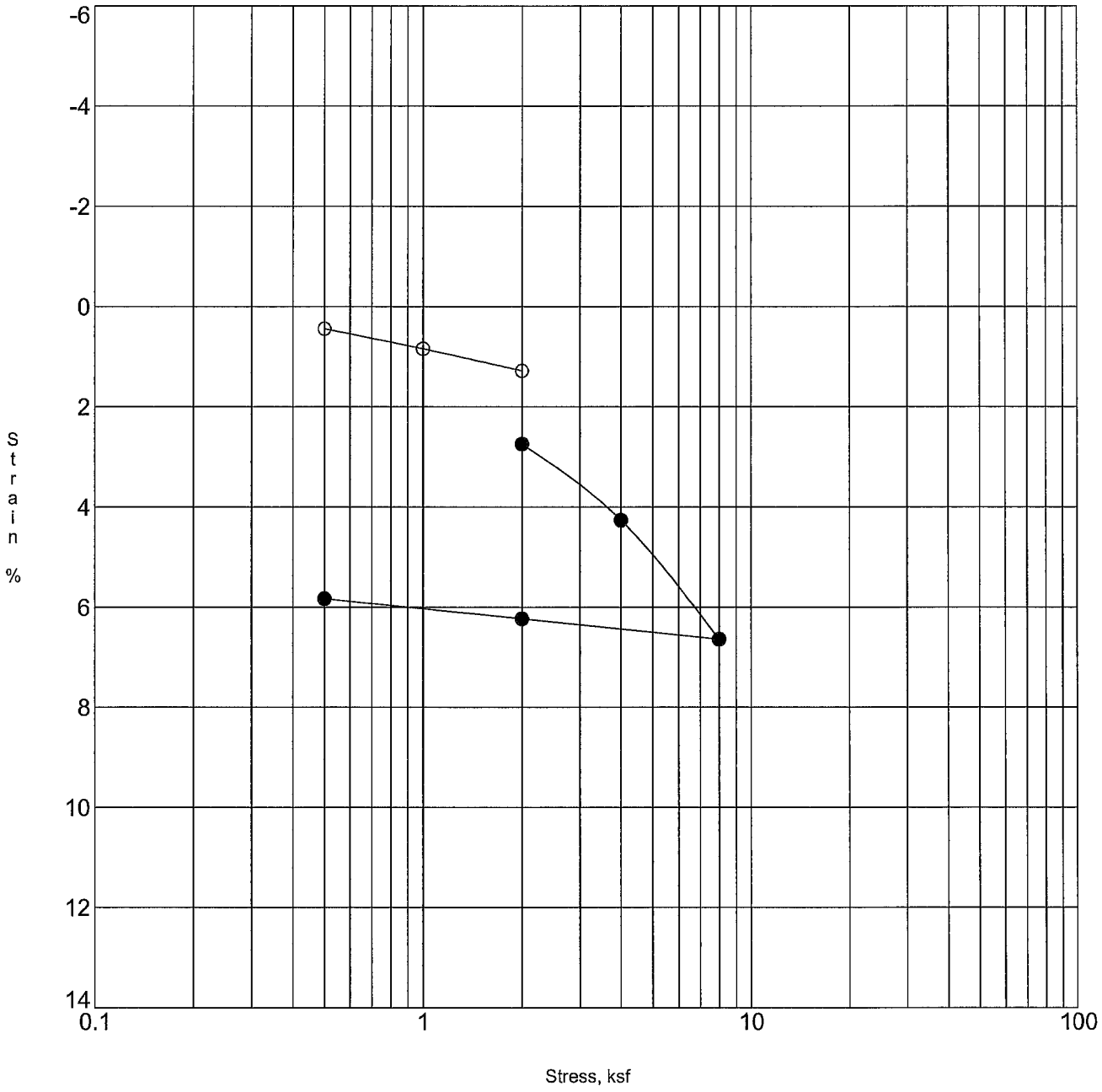

Open Symbol At Field Moisture, Solid Symbol After Submersion in Water

	Specimen Identification		Classification	DD	MC%
○	B-4	2.5	Silty SAND	105.8	6.7
●	B-4	2.5	UNDISTURBED	112.8	15.8

Project: Ventura Ranch Partners LLC - 4884 N. Ventura Avenue, Ventura

Client No.: 5251

Date: 12/14/22

Consolidation Test

Advanced Geotechnical Services, Inc.

Plate B- 19

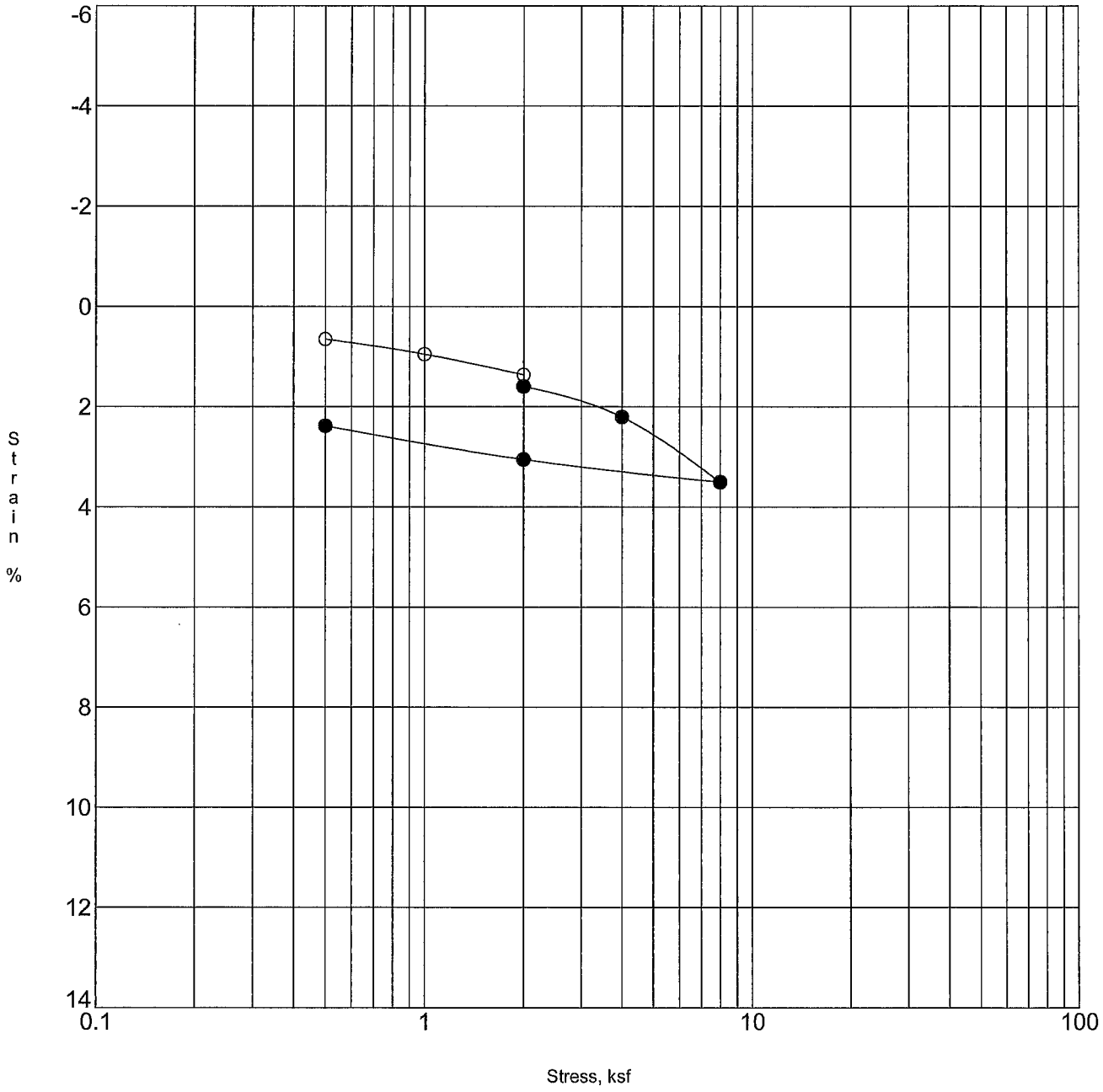

Open Symbol At Field Moisture, Solid Symbol After Submersion in Water

	Specimen Identification		Classification	DD	MC%
○	B-4	7.5	Silty SAND	118.3	12.2
●	B-4	7.5		122.0	13.6

Project: Ventura Ranch Partners LLC - 4884 N. Ventura Avenue, Ventura

Client No. 5251

Date 12/14/22

Consolidation Test

Advanced Geotechnical Services, Inc.

Plate B- 20

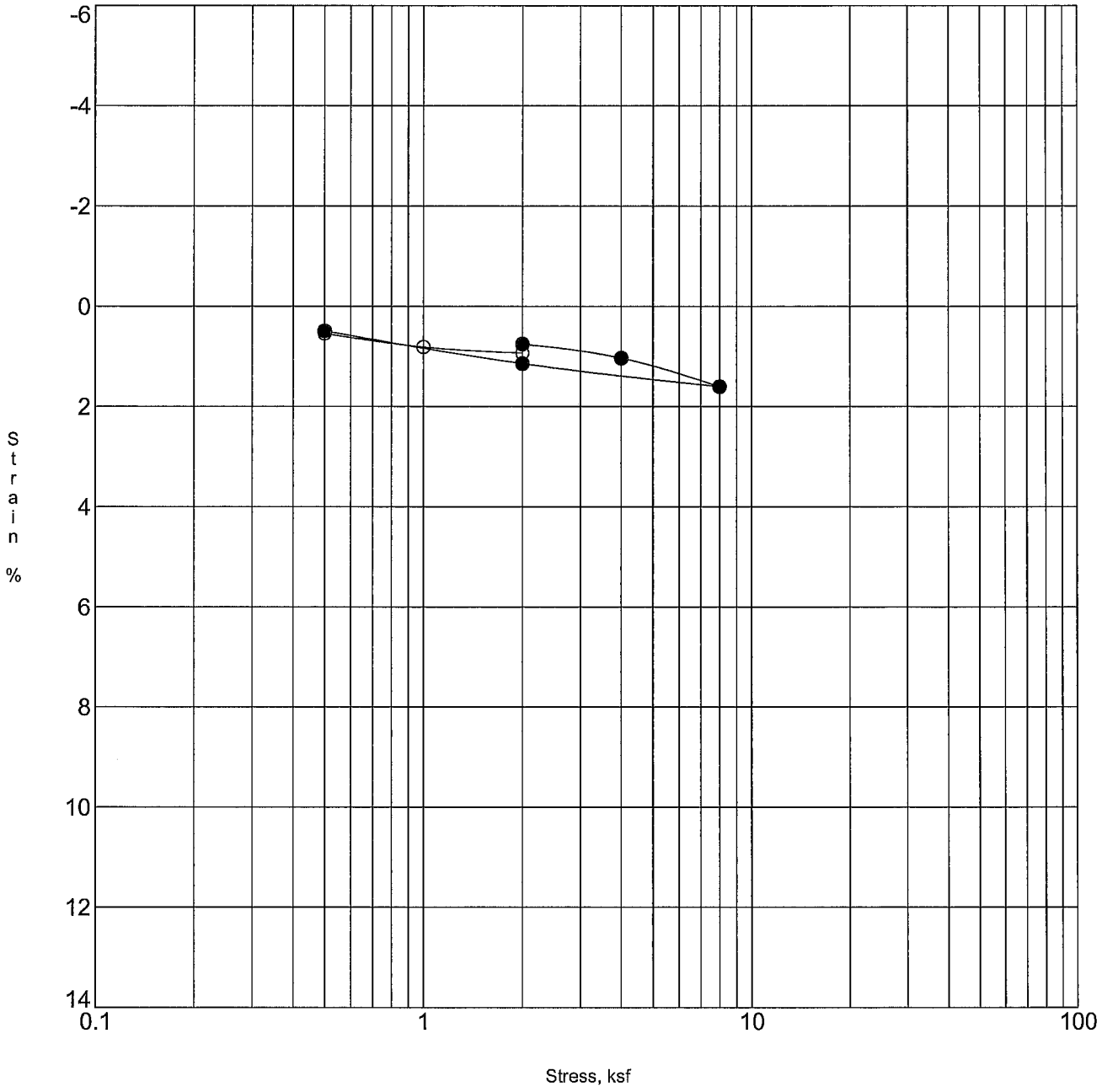

Open Symbol At Field Moisture, Solid Symbol After Submersion in Water

Specimen Identification			Classification	DD	MC%
○	B-4	10.0	Sandy SILT	118.2	11.8
●	B-4	10.0	UNDISTURBED	119.6	13.4

Project: Ventura Ranch Partners LLC - 4884 N. Ventura Avenue, Ventura

Client No.: 5251

Date: 12/14/22

Consolidation Test

Advanced Geotechnical Services, Inc.

Plate B- 21

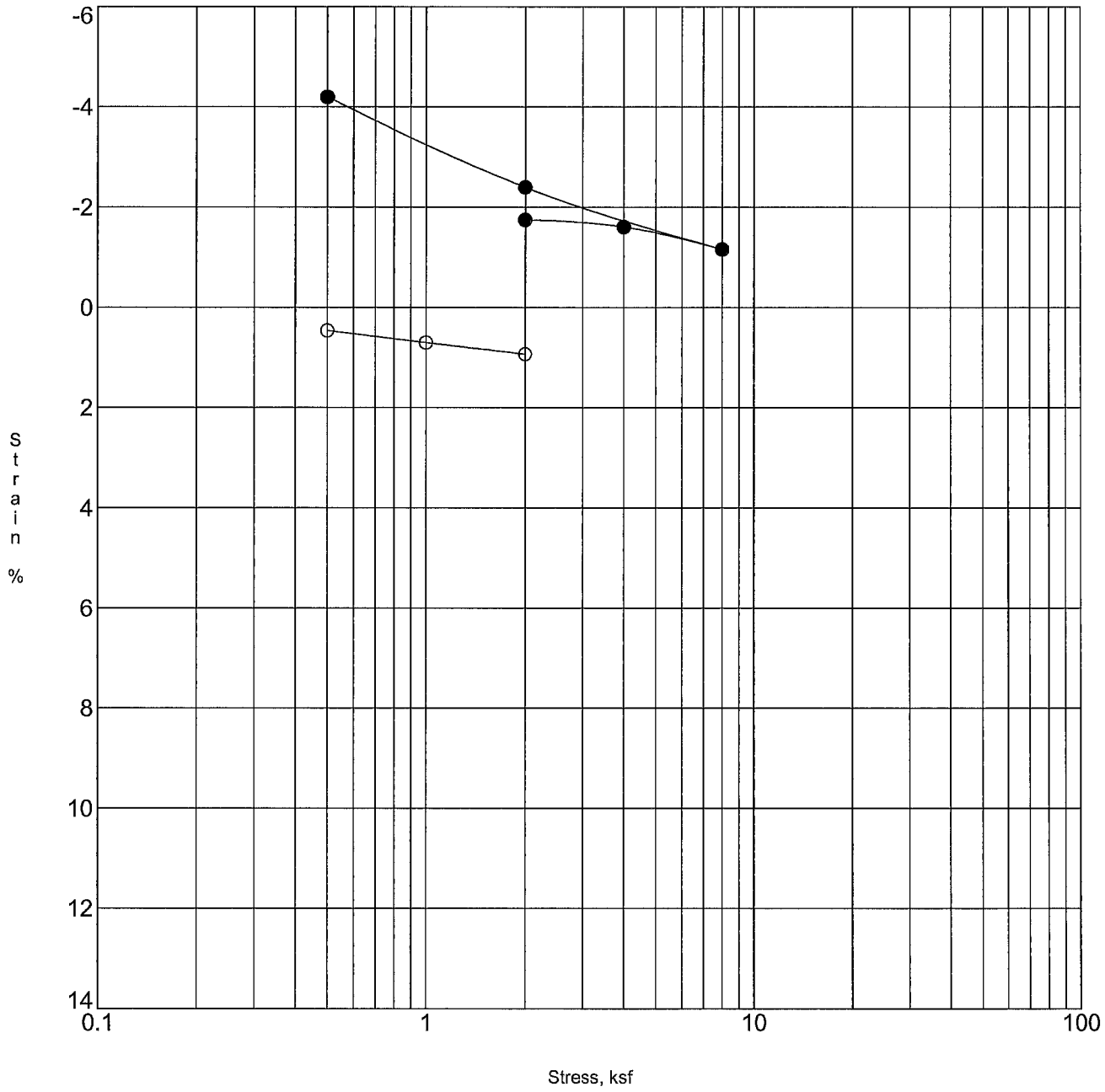

Open Symbol At Field Moisture, Solid Symbol After Submersion in Water

	Specimen Identification		Classification	DD	MC%
○	B-5	2.5	Silty SAND to Clayey SAND	121.2	11.8
●	B-5	2.5	UNDISTURBED	118.4	15.7

Project: Ventura Ranch Partners LLC - 4884 N. Ventura Avenue, Ventura

Client No.: 5251

Date: 12/14/22

Consolidation Test

Advanced Geotechnical Services, Inc.

Plate B- 22

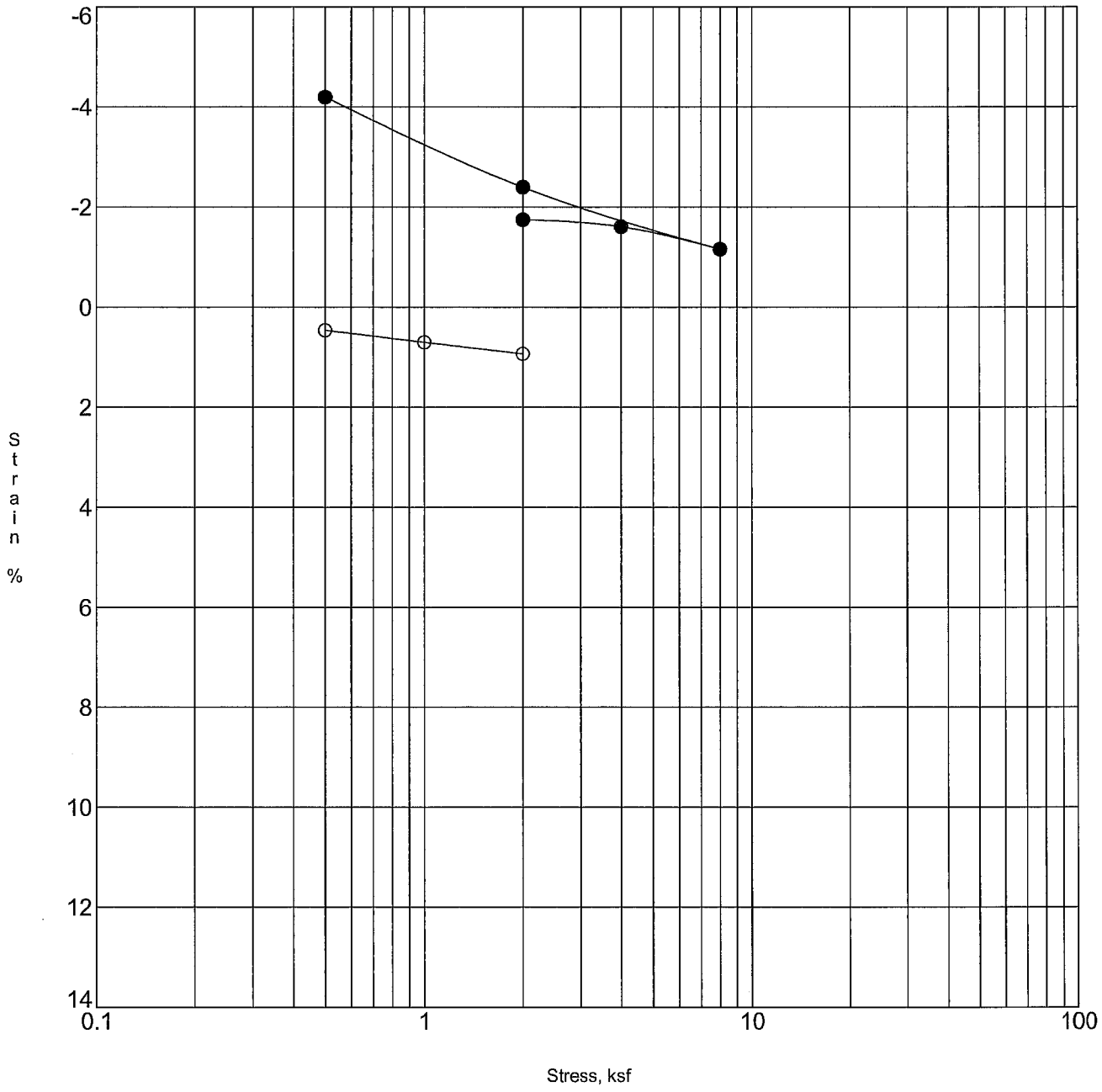

Open Symbol At Field Moisture, Solid Symbol After Submersion in Water

	Specimen Identification		Classification	DD	MC%
○	B-5	7.5	Silty SAND to Clayey SAND	118.2	11.8
●	B-5	7.5		118.4	15.7

Project: Ventura Ranch Partners LLC - 4884 N. Ventura Avenue, Ventura

Client No.: 5251

Date: 12/14/22

Consolidation Test

Advanced Geotechnical Services, Inc.

Plate B- 23

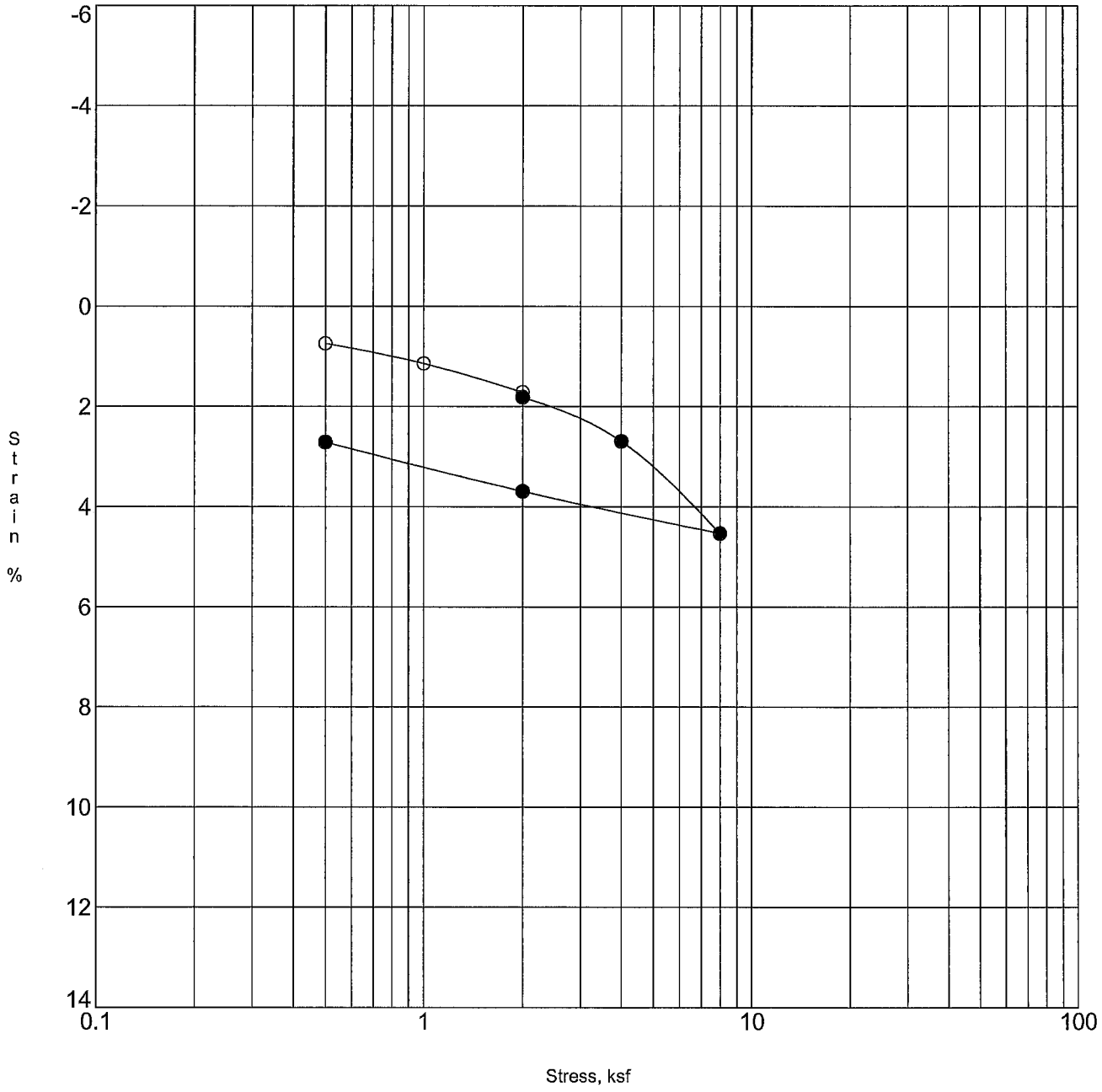

Open Symbol At Field Moisture, Solid Symbol After Submersion in Water

Specimen Identification			Classification	DD	MC%
○	B-5	15.0	Silty SAND	108.0	15.7
●	B-5	15.0	UNDISTURBED	112.1	17.6

Project: Ventura Ranch Partners LLC - 4884 N. Ventura Avenue, Ventura

Client No.: 5251

Date: 12/14/22

Consolidation Test

Advanced Geotechnical Services, Inc.

Plate B- 24

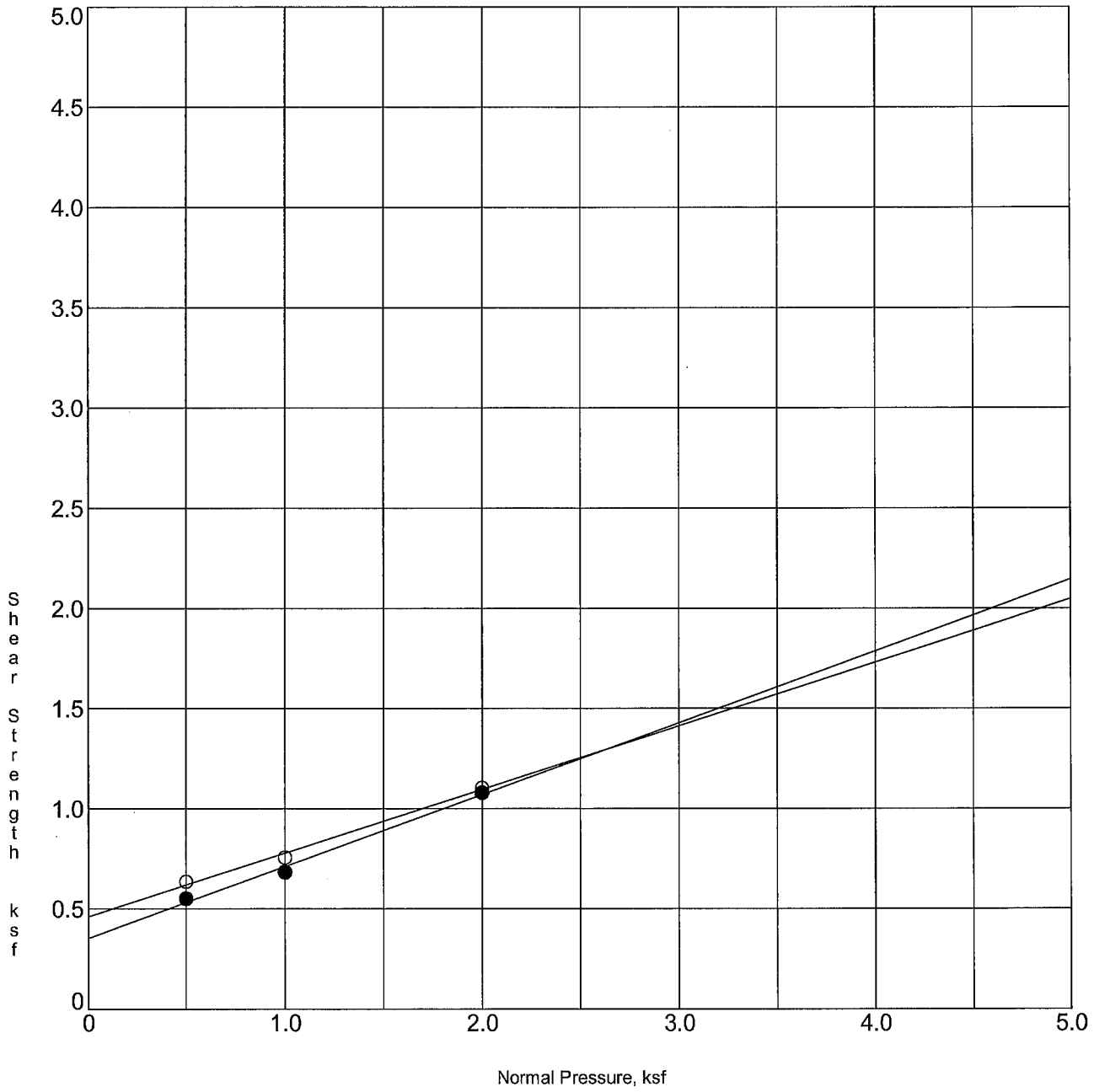

○ - Peak Shear ● - Ultimate Shear △ - Residual Shear

	Specimen Identification		Classification	DD	MC%	c, ksf	phi
○	B-1	0.0	Clayey SAND	105.8	13.7	0.46	18
●	B-1	0.0	REMOLDED	105.8	22.0	0.35	20

Project: Ventura Ranch Partners LLC - 4884 N. Ventura Avenue, Ventura

Client No.: 5251

Date: 12/14/22

Shear Test Diagram

Advanced Geotechnical Services, Inc.

Plate B- 25

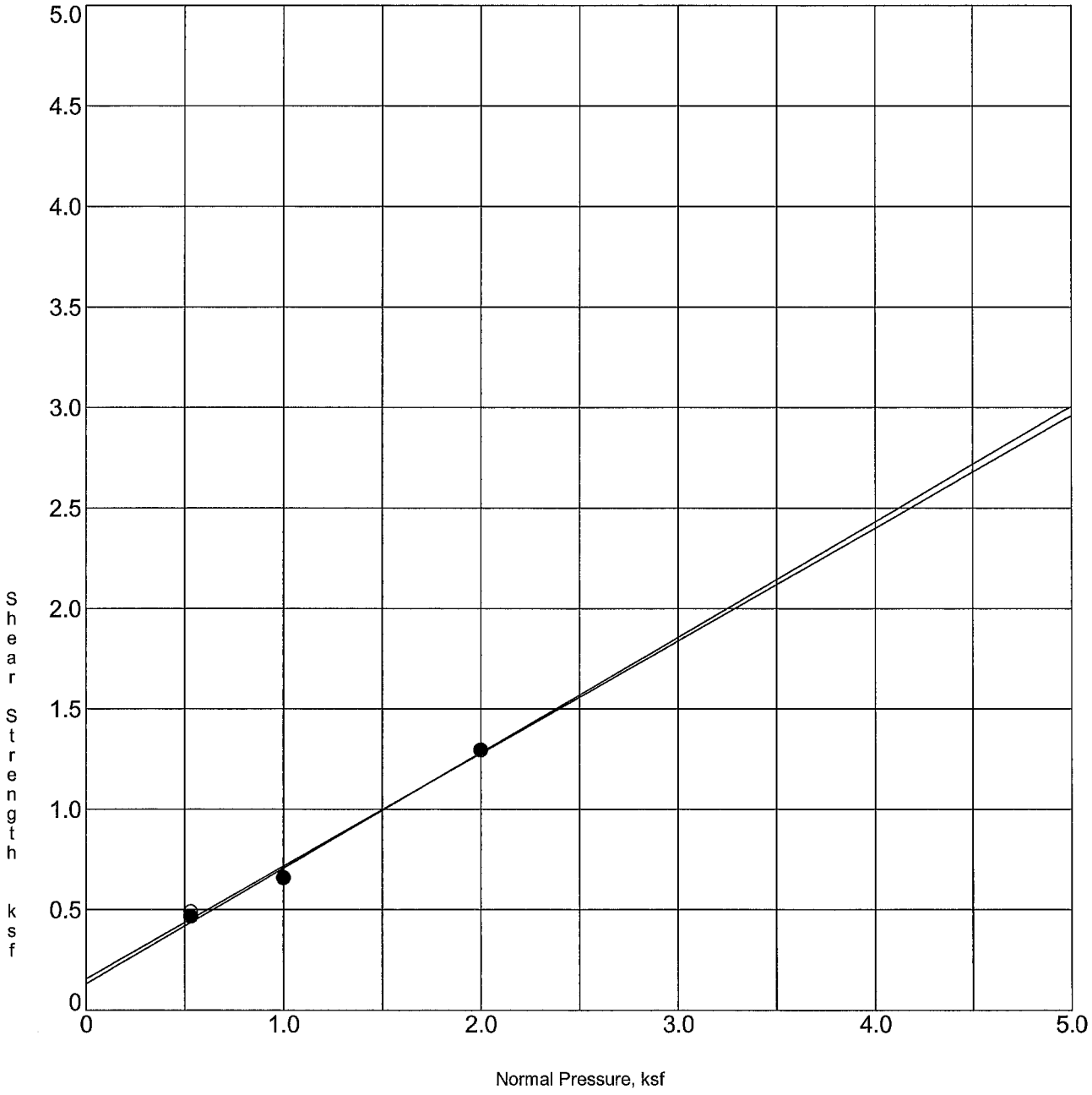

○ - Peak Shear ● - Ultimate Shear △ - Residual Shear

	Specimen Identification		Classification	DD	MC%	c, ksf	phi
○	B-1	5.0	Silty SAND	94.0	13.6	0.16	29
●	B-1	5.0	UNDISTURBED	94.0	27.6	0.13	30

Project: Ventura Ranch Partners LLC - 4884 N. Ventura Avenue, Ventura

Client No.: 5251

Date: 12/14/22

Shear Test Diagram

Advanced Geotechnical Services, Inc.

Plate B- 26

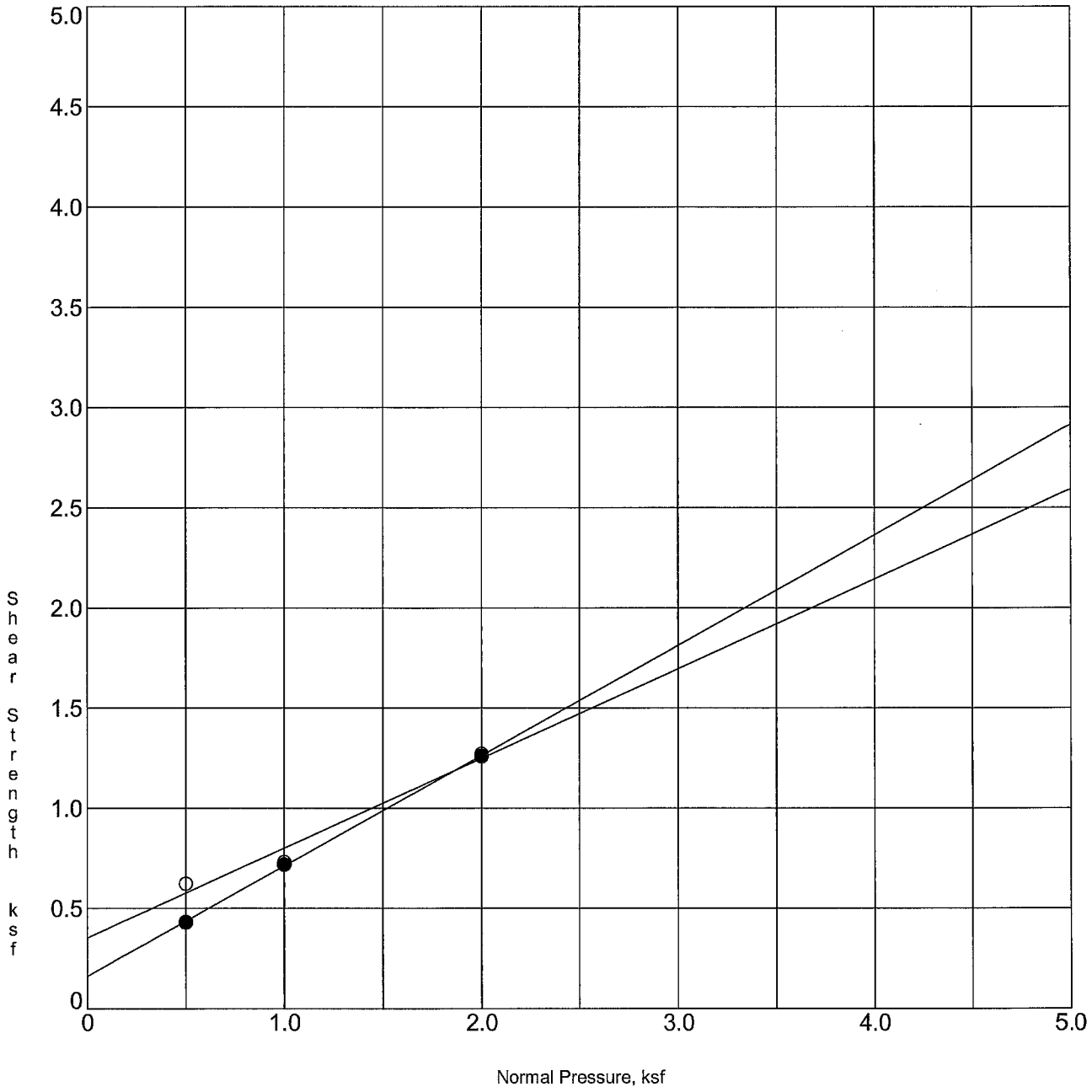

○ - Peak Shear ● - Ultimate Shear △ - Residual Shear

	Specimen Identification		Classification	DD	MC%	c, ksf	phi
○	B-3	5.0	Silty SAND	97.2	11.3	0.35	24
●	B-3	5.0	UNDISTURBED	97.2	25.3	0.16	29

Project: Ventura Ranch Partners LLC - 4884 N. Ventura Avenue, Ventura

Client No.: 5251

Date: 12/14/22

Shear Test Diagram

Advanced Geotechnical Services, Inc.

Plate B- 27

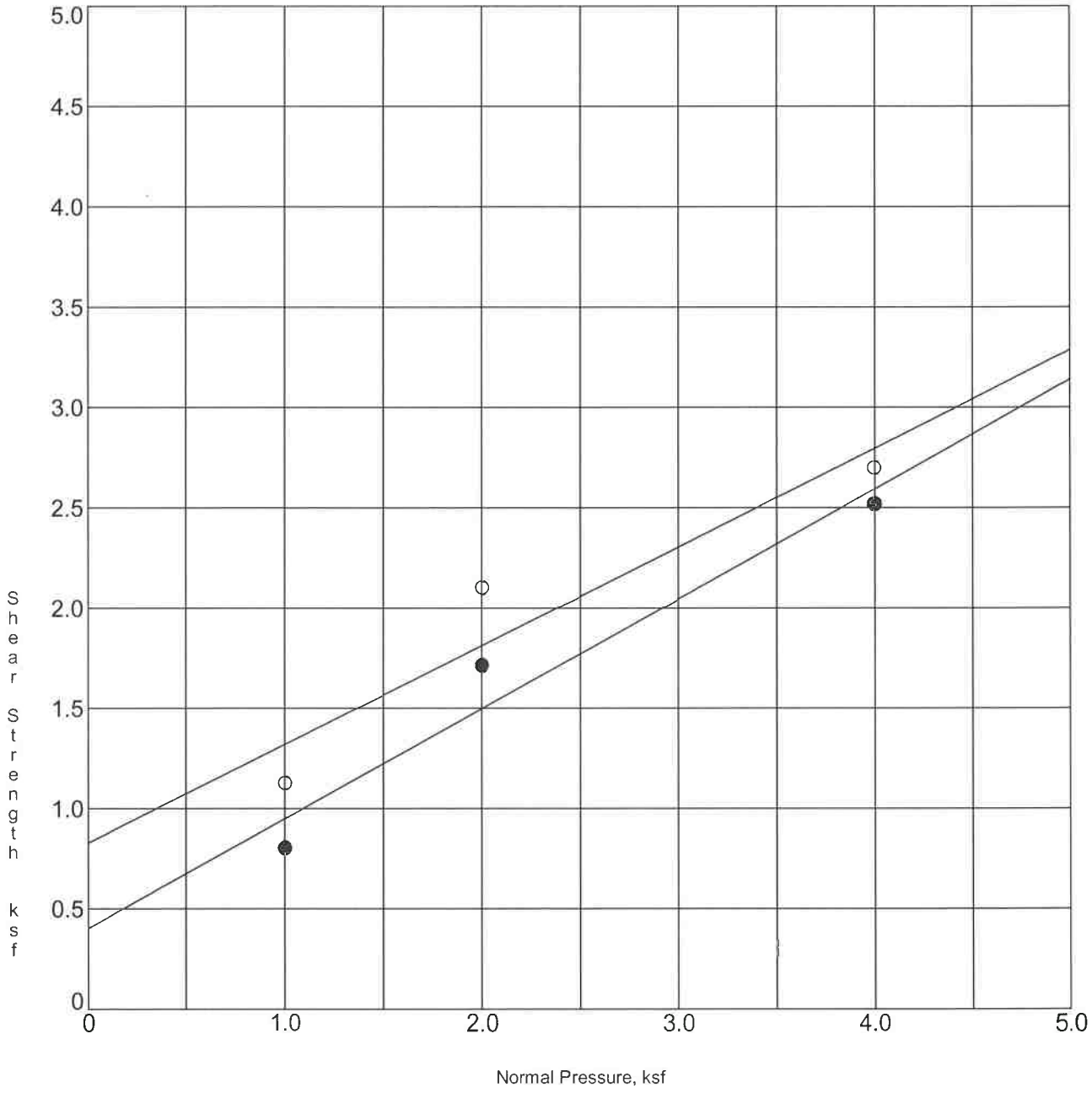

○ - Peak Shear ● - Ultimate Shear △ - Residual Shear

	Specimen Identification		Classification	DD	MC%	c, ksf	phi
○	B-3	10.0	Silty SAND	118.1	10.6	0.83	26
●	B-3	10.0	UNDISTURBED	118.1	16.8	0.40	29

Project: Ventura Ranch Partners LLC - 4884 N. Ventura Avenue, Ventura

Client No.: 5251

Date: 12/14/22

Shear Test Diagram

Advanced Geotechnical Services, Inc.

Plate B- 28

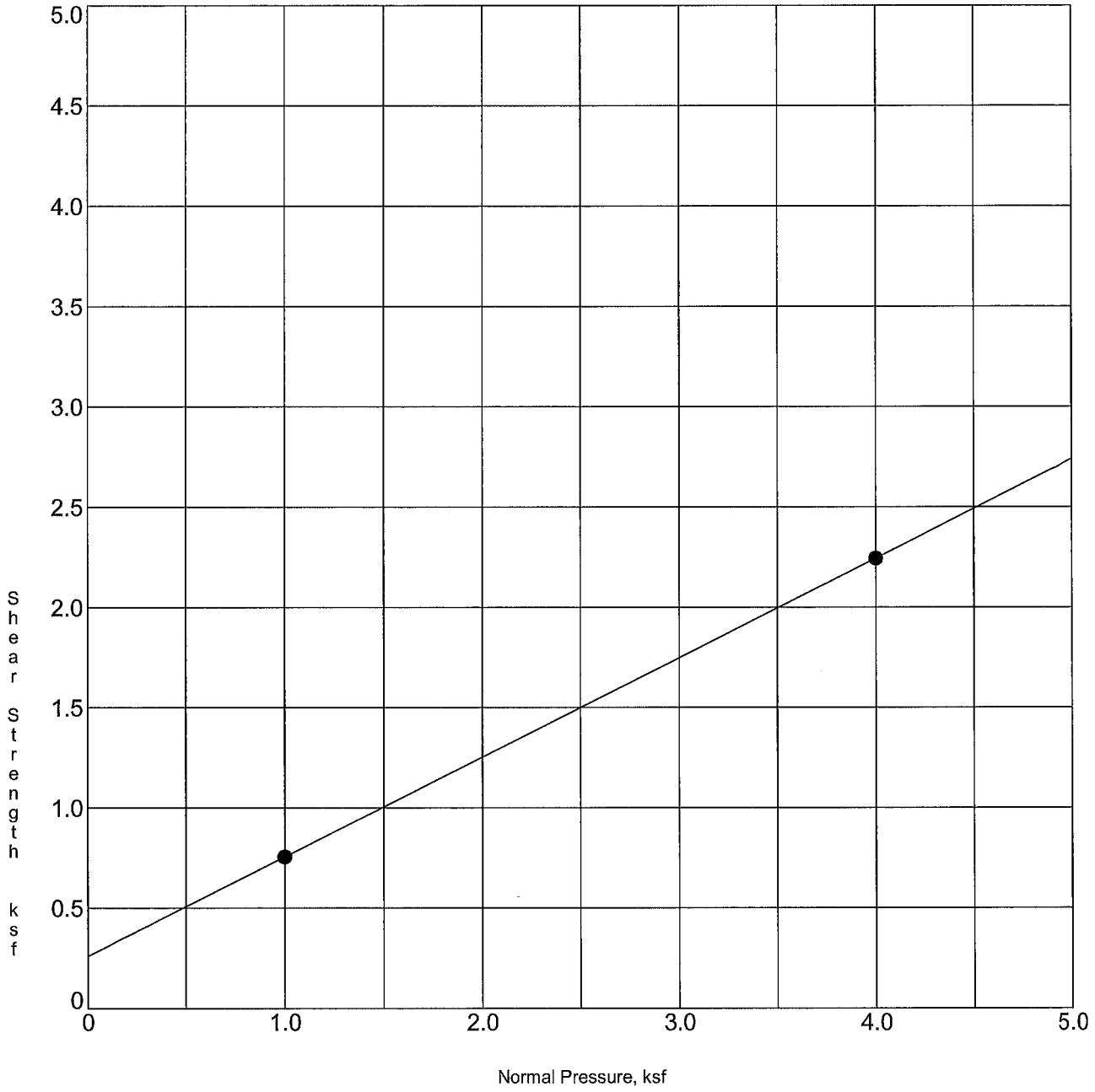

○ - Peak Shear ● - Ultimate Shear △ - Residual Shear

	Specimen Identification		Classification	DD	MC%	c, ksf	phi
○	B-3	15.0	Silty SAND	87.5	14.5	0.26	26
●	B-3	15.0	UNDISTURBED	85.0	32.7	0.26	26

Project: Ventura Ranch Partners LLC - 4884 N. Ventura Avenue, Ventura

Client No.: 5251

Date: 12/14/22

Shear Test Diagram

Advanced Geotechnical Services, Inc.

Plate B- 29

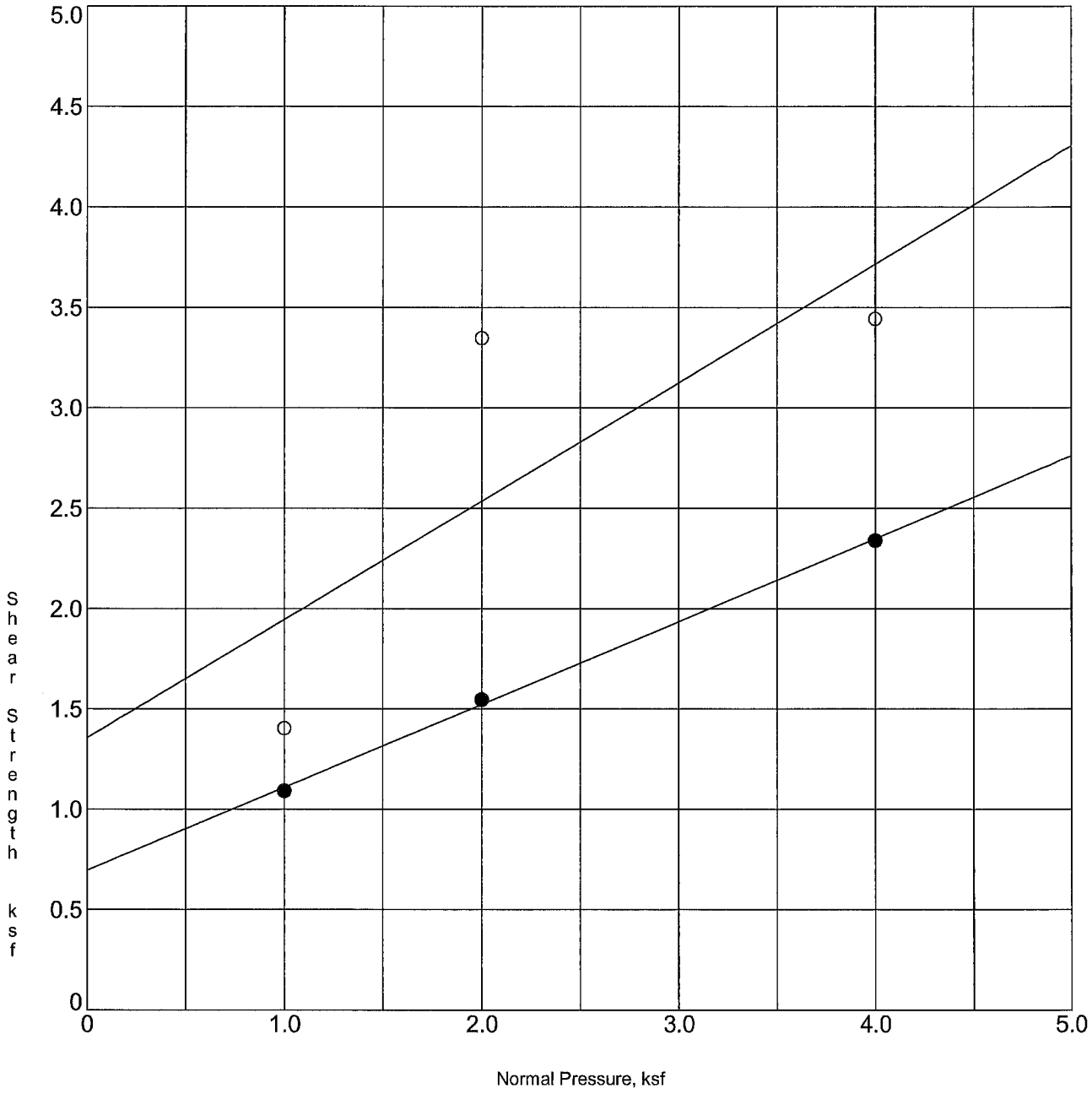

○ - Peak Shear ● - Ultimate Shear △ - Residual Shear

	Specimen Identification		Classification	DD	MC%	c, ksf	phi
○	B-3	20.0	SILTSTONE	109.4	16.8	1.36	31
●	B-3	20.0	UNDISTURBED	109.4	21.9	0.70	22

Project: Ventura Ranch Partners LLC - 4884 N. Ventura Avenue, Ventura

Client No.: 5251

Date: 12/14/22

Shear Test Diagram

Advanced Geotechnical Services, Inc.

Plate B- 30

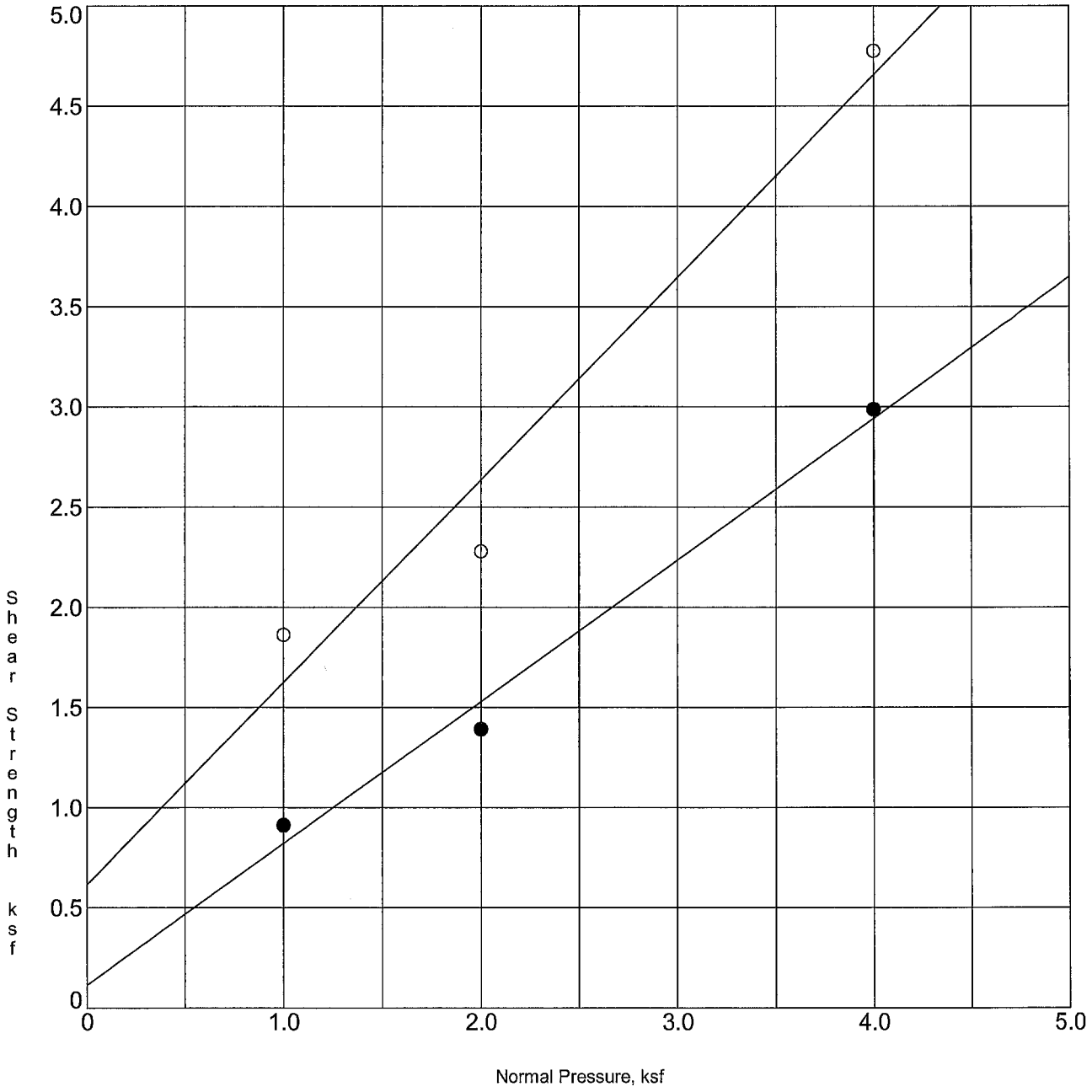

○ - Peak Shear ● - Ultimate Shear △ - Residual Shear

	Specimen Identification		Classification	DD	MC%	c, ksf	phi
○	B-3	25.0	SILTSTONE	114.1	15.7	0.62	45
●	B-3	25.0	UNDISTURBED	114.1	20.1	0.11	35

Project: Ventura Ranch Partners LLC - 4884 N. Ventura Avenue, Ventura

Client No.: 5251

Date: 12/14/22

Shear Test Diagram

Advanced Geotechnical Services, Inc.

Plate B- 31

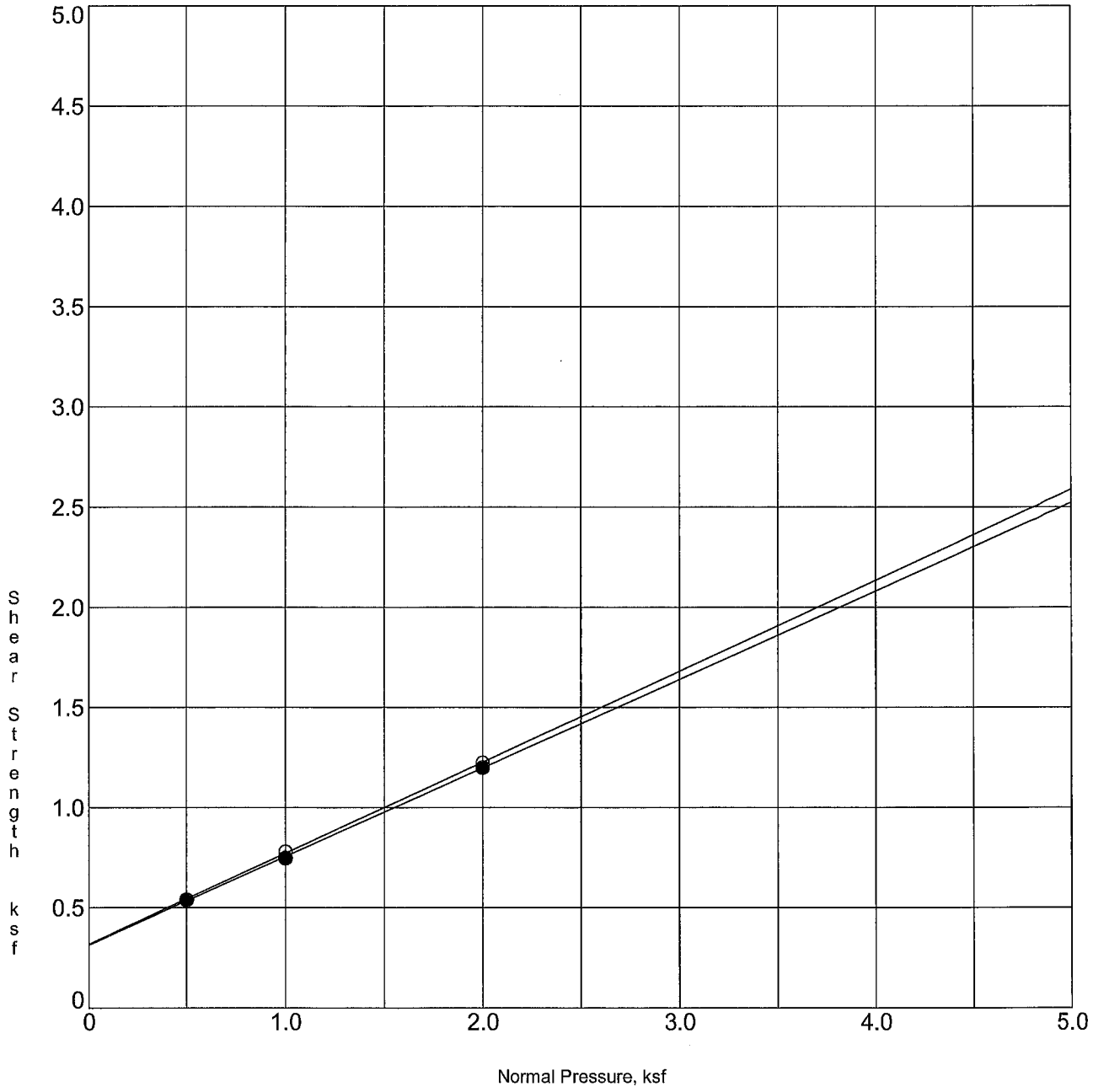

○ - Peak Shear ● - Ultimate Shear △ - Residual Shear

	Specimen Identification		Classification	DD	MC%	c, ksf	phi
○	B-4	2.5	Silty SAND	101.0	10.3	0.32	24
●	B-4	2.5	UNDISTURBED	101.0	22.5	0.31	24

Project: Ventura Ranch Partners LLC - 4884 N. Ventura Avenue, Ventura

Client No.: 5251

Date: 12/14/22

Shear Test Diagram

Advanced Geotechnical Services, Inc.

Plate B- 32

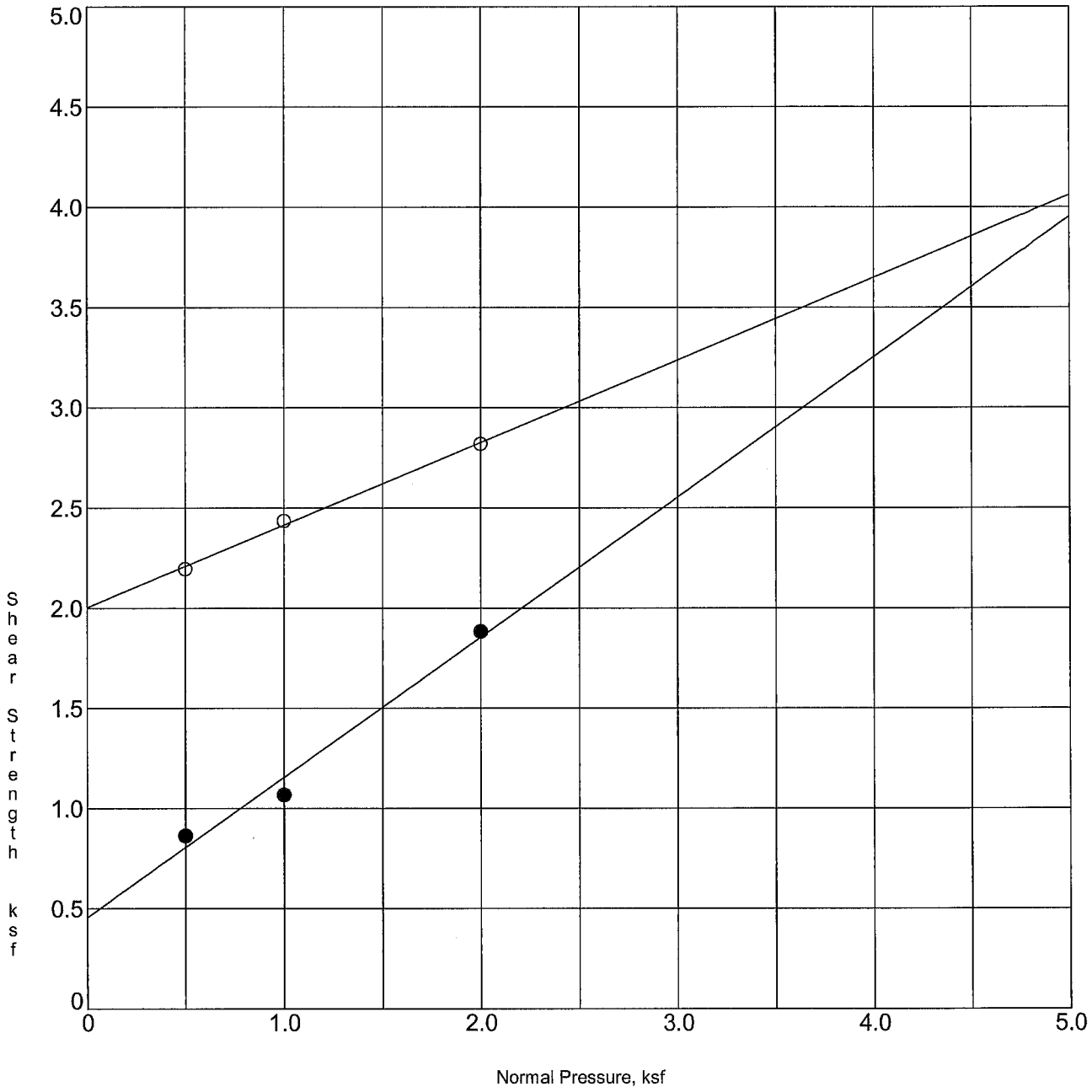

○ - Peak Shear ● - Ultimate Shear △ - Residual Shear

	Specimen Identification		Classification	DD	MC%	c, ksf	phi
○	B-5	5.0	Silty SAND to Clayey SAND	117.5	13.7	2.00	22
●	B-5	5.0	UNDISTURBED	117.5	17.1	0.46	35

Project: Ventura Ranch Partners LLC - 4884 N. Ventura Avenue, Ventura

Client No.: 5251

Date: 12/14/22

Shear Test Diagram

Advanced Geotechnical Services, Inc.

Plate B- 33

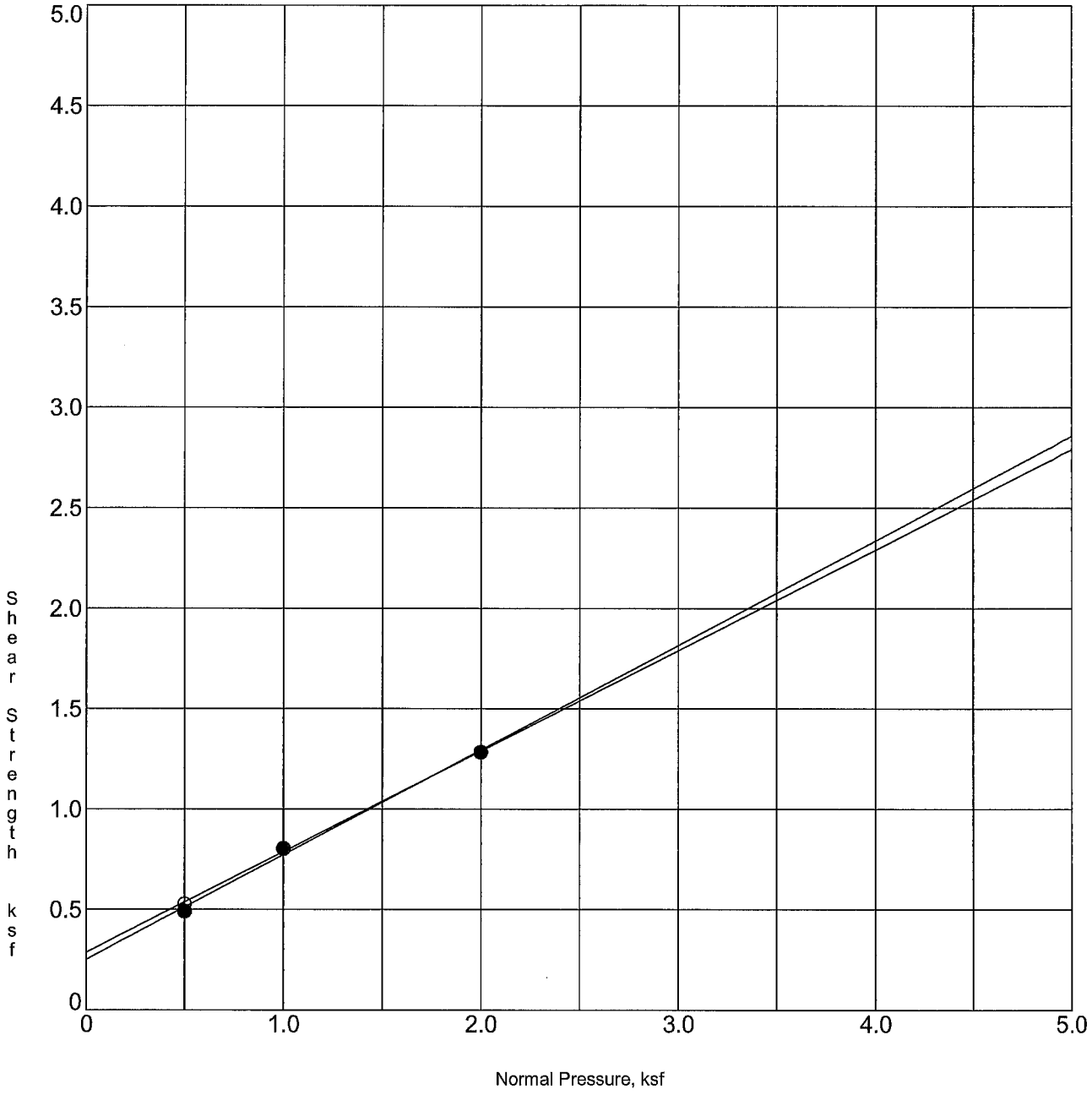

○ - Peak Shear ● - Ultimate Shear △ - Residual Shear

	Specimen Identification		Classification	DD	MC%	c, ksf	phi
○	TP-2	2.0	Silty SAND	82.4	11.7	0.29	27
●	TP-2	2.0	UNDISTURBED	82.4	32.4	0.25	28

Project: Ventura Ranch Partners LLC - 4884 N. Ventura Avenue, Ventura

Client No.: 5251

Date: 12/14/22

Shear Test Diagram

Advanced Geotechnical Services, Inc.

Plate B- 34

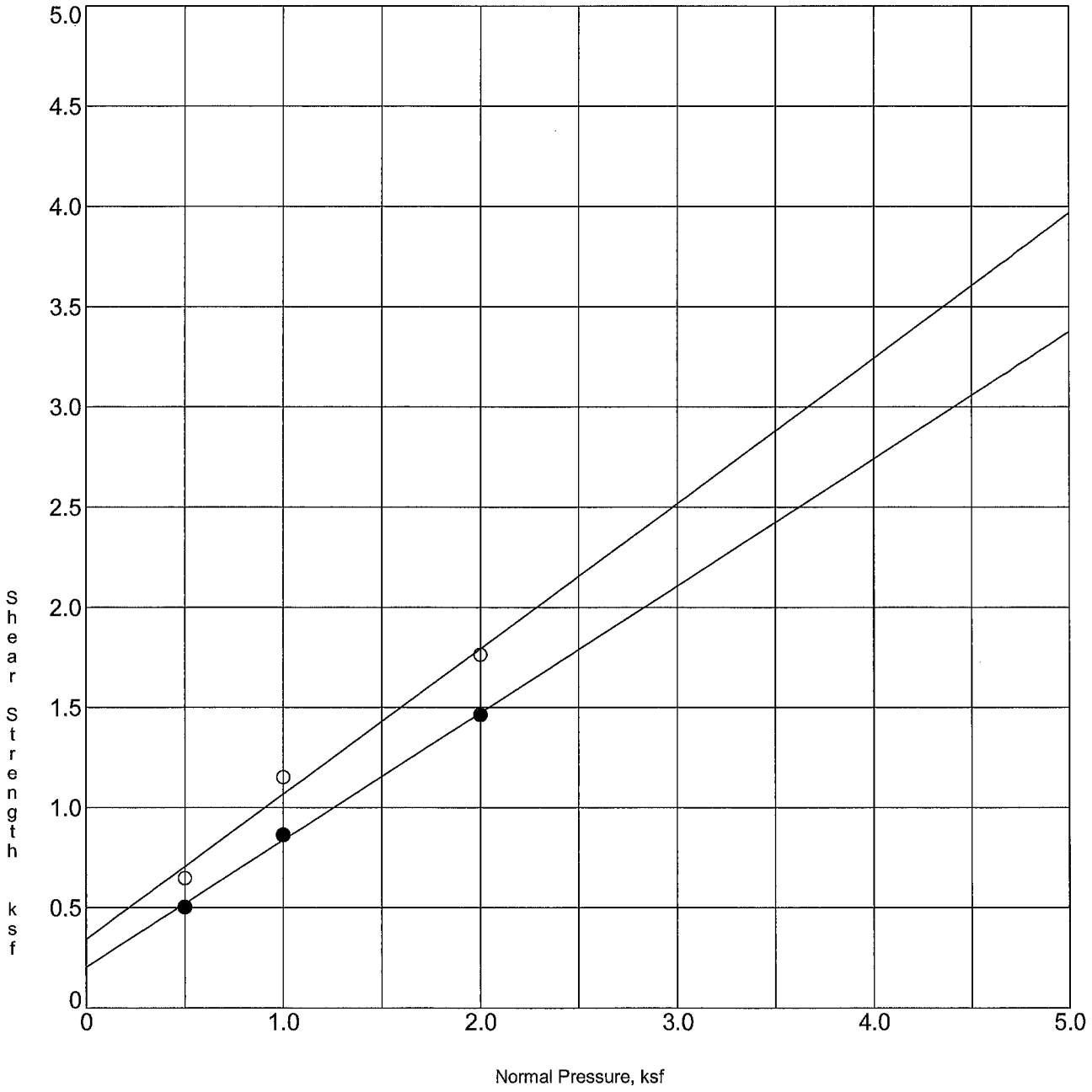

○ - Peak Shear ● - Ultimate Shear △ - Residual Shear

	Specimen Identification		Classification	DD	MC%	c, ksf	phi
○	TP-2	6.5	SANDSTONE	101.1	8.0	0.34	36
●	TP-2	6.5	UNDISTURBED	101.1	21.4	0.20	32

Project: Ventura Ranch Partners LLC - 4884 N. Ventura Avenue, Ventura

Client No.: 5251

Date: 12/14/22

Shear Test Diagram

Advanced Geotechnical Services, Inc.

Plate B- 35

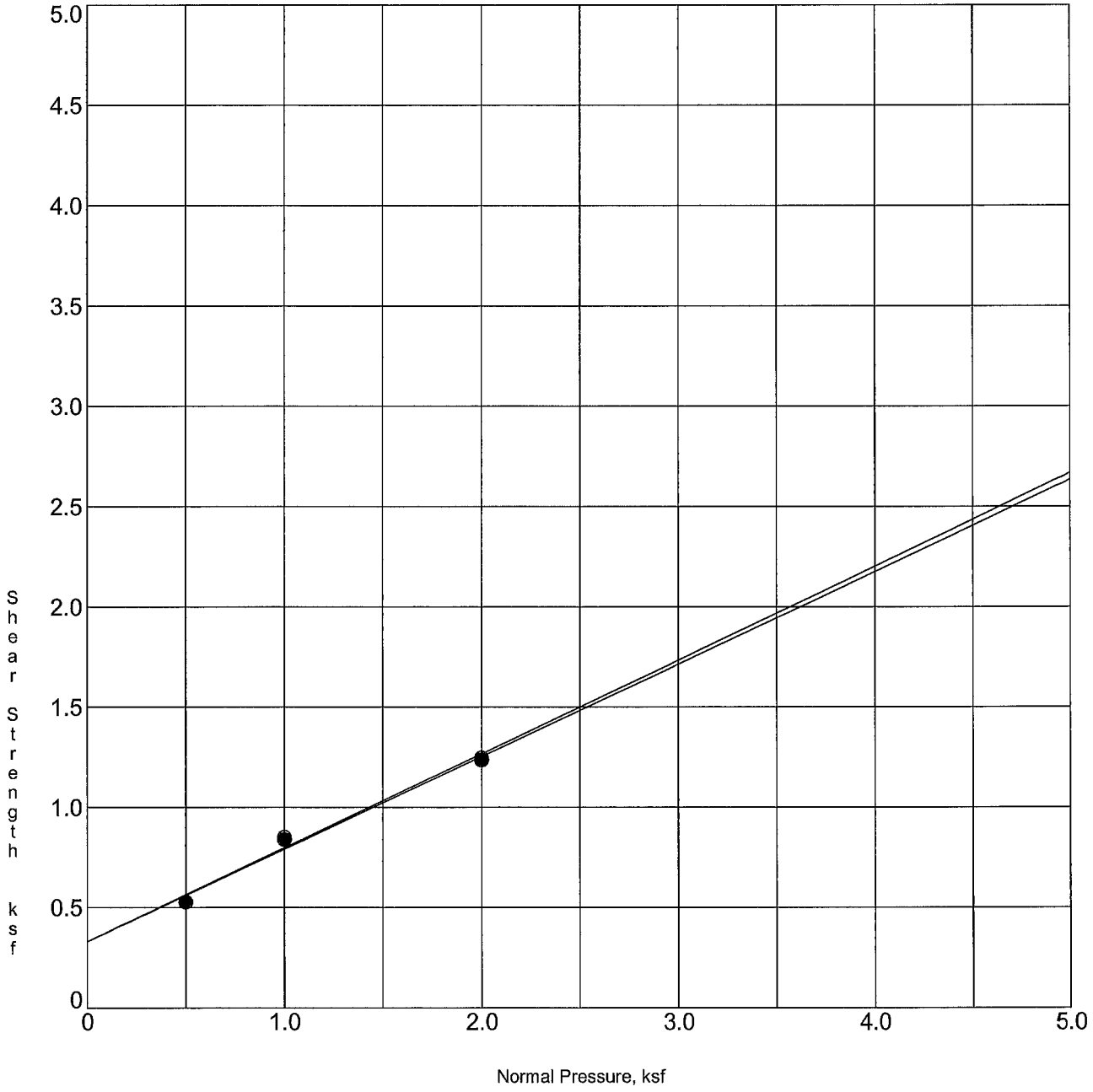

○ - Peak Shear ● - Ultimate Shear △ - Residual Shear

	Specimen Identification		Classification	DD	MC%	c, ksf	phi
○	TP-4	5.0	Silty Sandy CLAY	92.8	16.3	0.33	25
●	TP-4	5.0	UNDISTURBED	92.8	27.0	0.33	25

Project: Ventura Ranch Partners LLC - 4884 N. Ventura Avenue, Ventura

Client No.: 5251

Date: 12/14/22

Shear Test Diagram

Advanced Geotechnical Services, Inc.

Plate B- 36

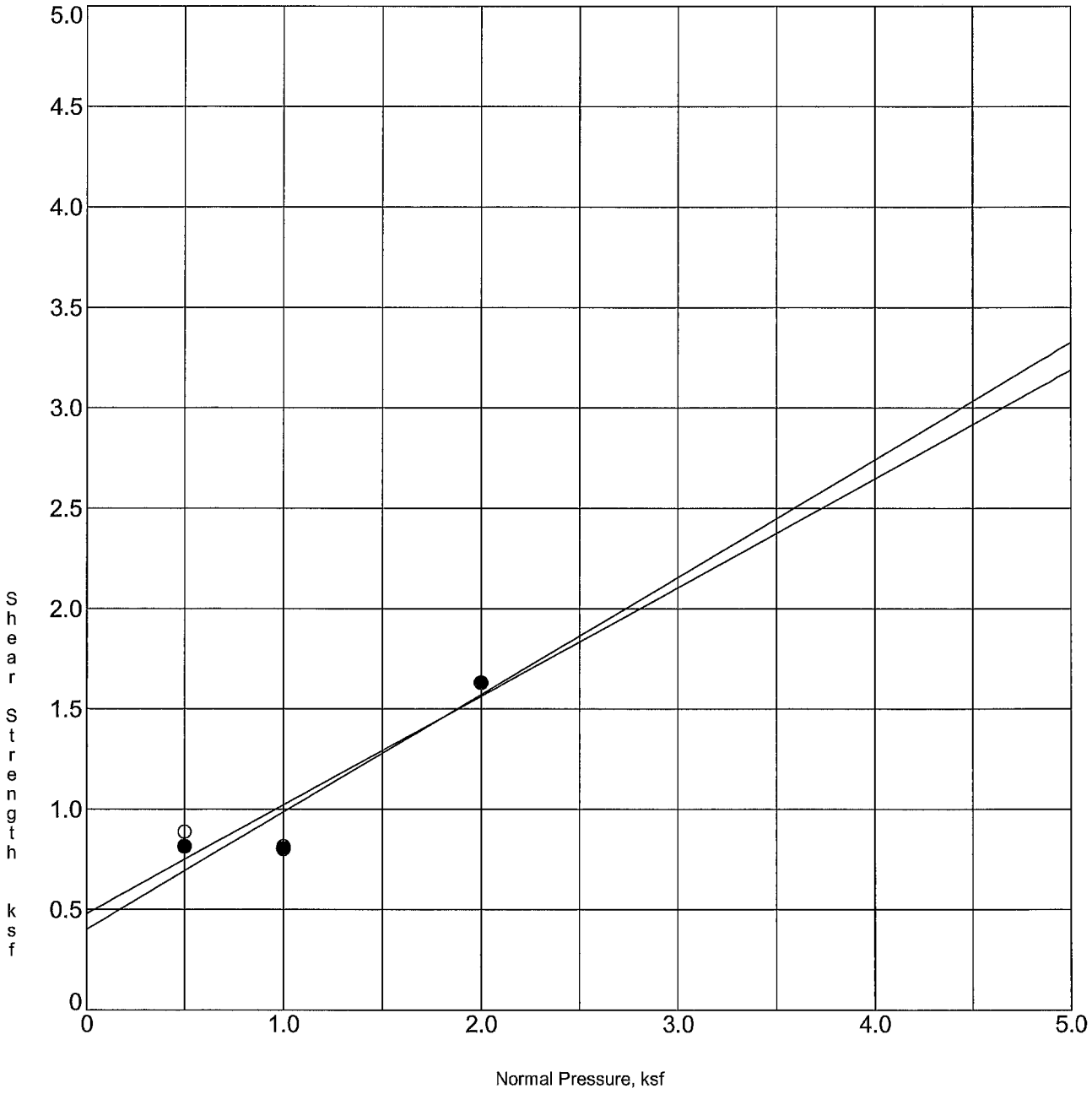

○ - Peak Shear ● - Ultimate Shear △ - Residual Shear

	Specimen Identification		Classification	DD	MC%	c, ksf	phi
○	TP-4	8.0	Silty Sandy CLAY	103.6	16.0	0.48	28
●	TP-4	8.0	UNDISTURBED	103.6	22.0	0.40	30

Project: Ventura Ranch Partners LLC - 4884 N. Ventura Avenue, Ventura

Client No.: 5251

Date: 12/14/22

Shear Test Diagram

Advanced Geotechnical Services, Inc.

Plate B- 37

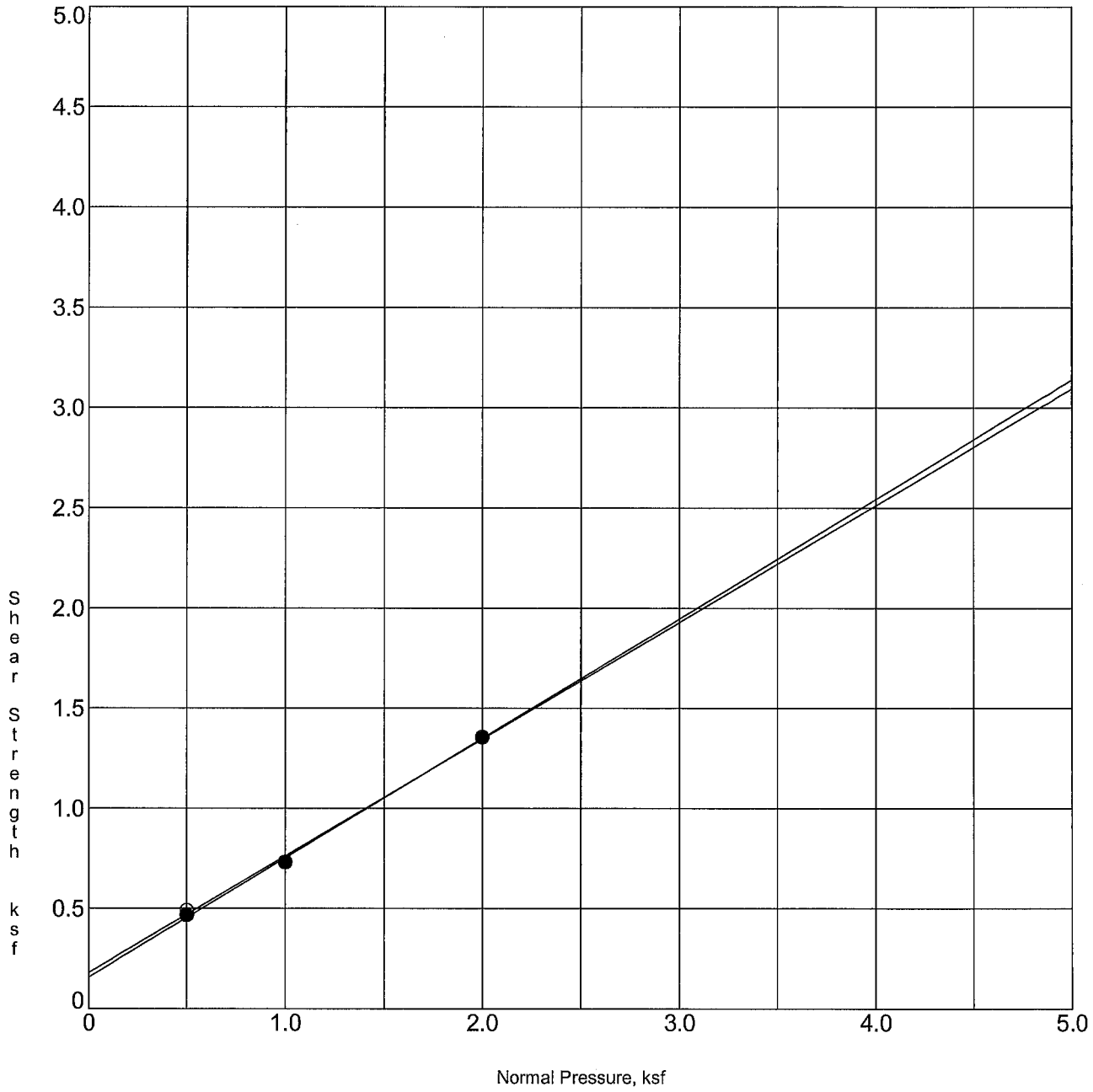

○ - Peak Shear ● - Ultimate Shear △ - Residual Shear

	Specimen Identification		Classification	DD	MC%	c, ksf	phi
○	TP-5	5.0	Silty SAND w/ minor Clay	95.6	12.5	0.18	30
●	TP-5	5.0	UNDISTURBED	95.6	25.1	0.16	31

Project: Ventura Ranch Partners LLC - 4884 N. Ventura Avenue, Ventura

Client No.: 5251

Date: 12/14/22

Shear Test Diagram

Advanced Geotechnical Services, Inc.

Plate B- 38

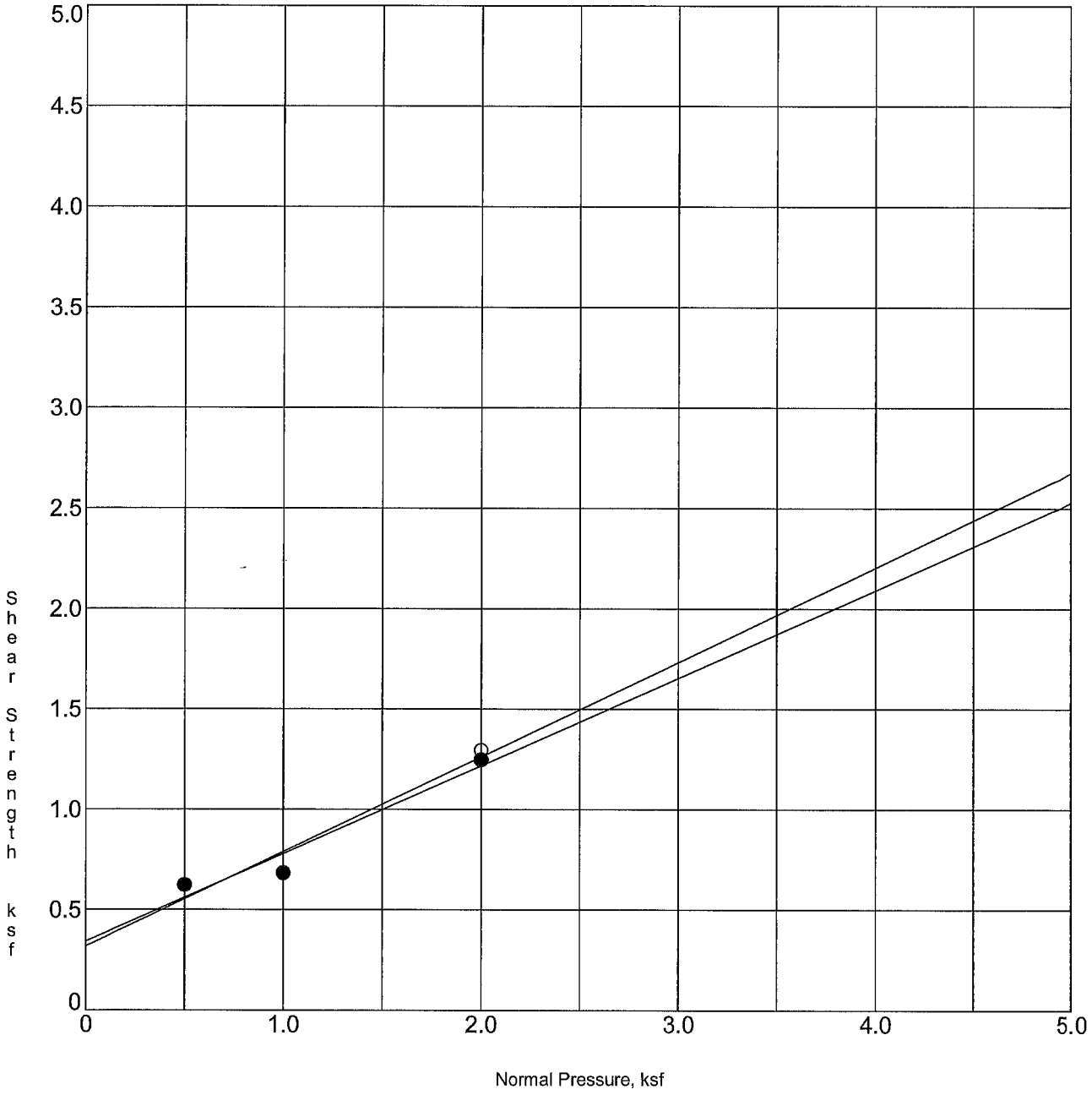

○ - Peak Shear ● - Ultimate Shear △ - Residual Shear

	Specimen Identification		Classification	DD	MC%	c, ksf	phi
○	TP-5	8.0	Silty SAND w/ minor Clay	101.6	12.5	0.32	25
●	TP-5	8.0		101.6	22.7	0.34	24

Project: Ventura Ranch Partners LLC - 4884 N. Ventura Avenue, Ventura

Client No.: 5251

Date: 12/14/22

Shear Test Diagram

Advanced Geotechnical Services, Inc.

Plate B- 39

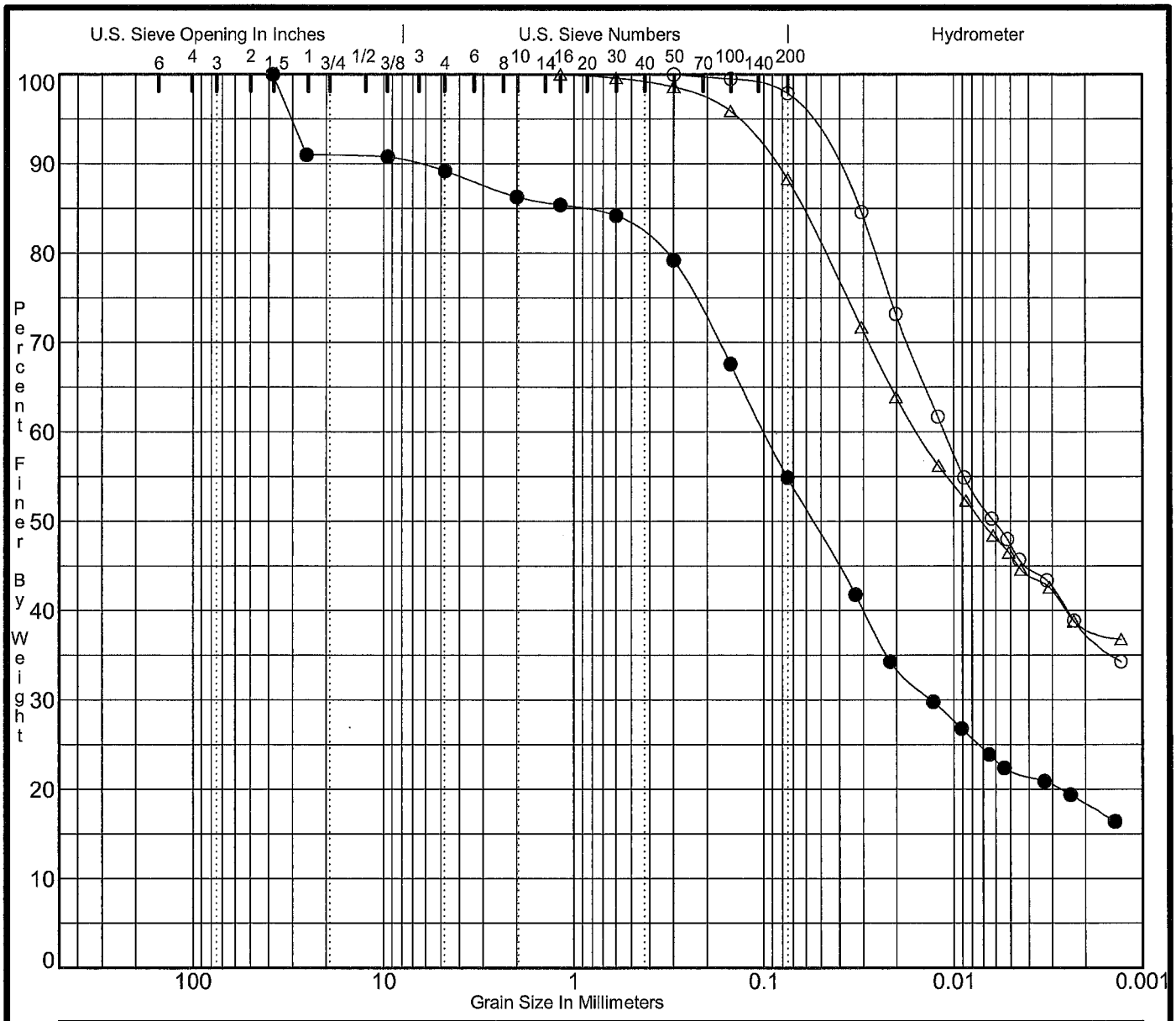

Cobbles	Gravel		Sand			Silt Or Clay
	coarse	fine	coarse	medium	fine	

	Specimen Identification		Classification	MC%	LL	PL	PI	Cc	Cu
○	B-1	17.5	Sandy CLAY		48	20	28		
●	B-4	15.0	Sandy SILT						
△	B-5	10.0	Sandy CLAY						

	Specimen Identification		D100	D60	D30	D10	%Gravel	%Sand	%Silt	%Clay
○	B-1	17.5	0.30				0.0	2.1	50.5	47.4
●	B-4	15.0	38.10				10.8	34.3	32.7	22.2
△	B-5	10.0	1.18				0.0	11.7	42.1	46.2

Project: Ventura Ranch Partners LLC - 4884 N. Ventura Avenue, Ventura

Client No.: 5251

Date: 12/14/22

Gradation Curves

Advanced Geotechnical Services, Inc.

Plate B- 40

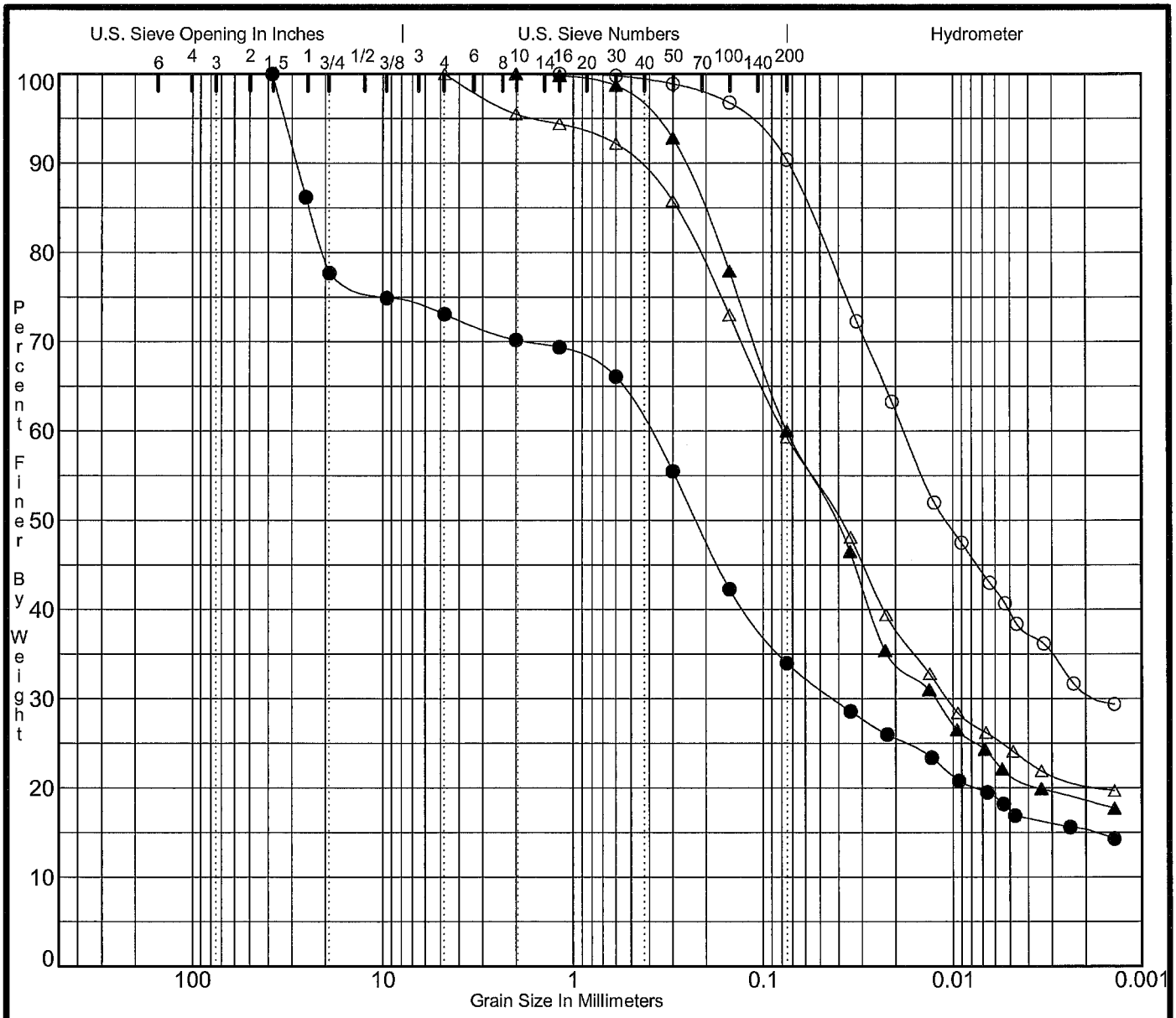

Cobbles	Gravel		Sand			Silt Or Clay
	coarse	fine	coarse	medium	fine	

	Specimen Identification		Classification	MC%	LL	PL	PI	Cc	Cu
○	P-1	3.0	Silty Sandy CLAY						
●	P-2	3.0	Clayey SAND with Gravel						
△	P-3	3.0	Sandy CLAY						
▲	P-4	3.0	Sandy CLAY						

	Specimen Identification		D100	D60	D30	D10	%Gravel	%Sand	%Silt	%Clay
○	P-1	3.0	1.18				0.0	9.6	50.6	39.8
●	P-2	3.0	38.10				26.9	39.1	16.5	17.5
△	P-3	3.0	4.75				0.0	40.7	34.9	24.4
▲	P-4	3.0	2.00				0.0	40.0	38.3	21.7

Project: Ventura Ranch Partners LLC - 4884 N. Ventura Avenue, Ventura

Client No.: 5251

Date: 12/14/22

Gradation Curves

Advanced Geotechnical Services, Inc.

Plate B- 41

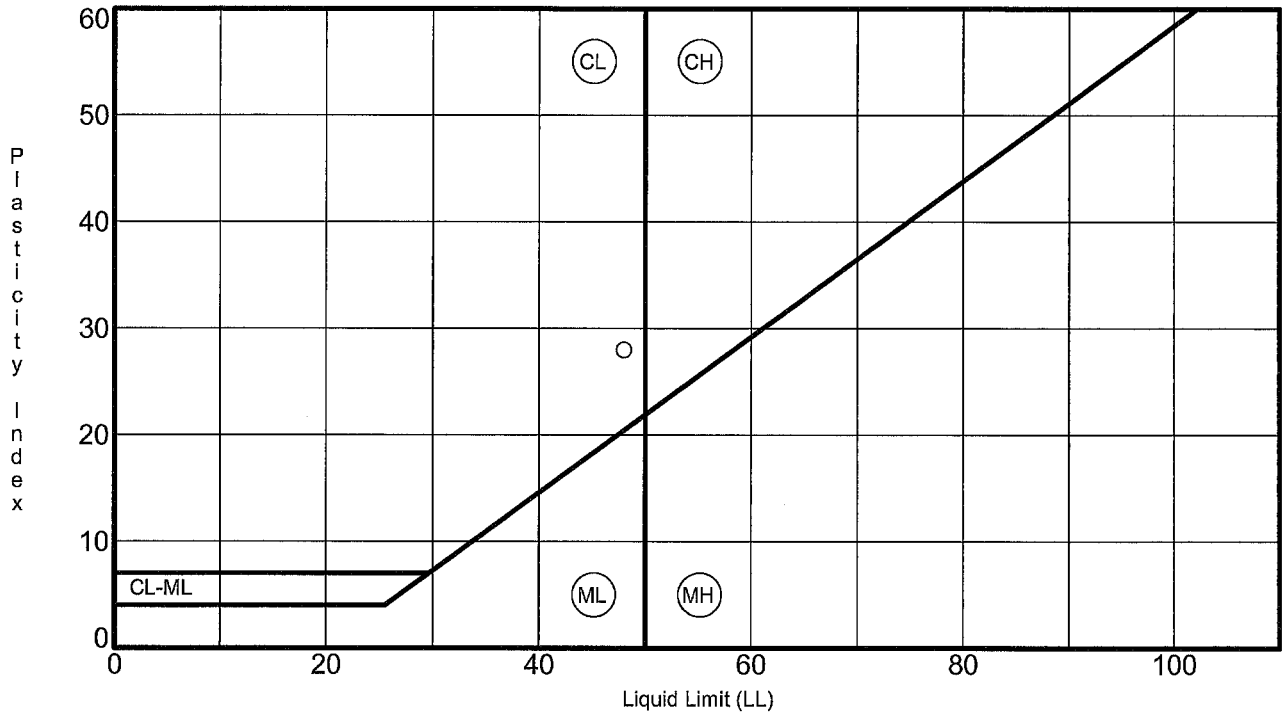

Specimen Identification			LL	PL	PI	Fines	Classification
○	**B-1**	**17.5**	**48**	**20**	**28**		

Project **Ventura Ranch Partners LLC - 4884 N. Ventura Avenue, Ventura**

Client No. **5251**

Date **12/14/22**

Atterberg Limits' Results

Advanced Geotechnical Services, Inc.

Plate B- 42

CAPCO
Analytical Services, Inc.

Environmental and Analytical Services-Since 1994
California State Accredited Laboratory in Accordance with ELAP Certificate # 2332

Prepared for: Advanced Geotechnical Services
5251 Verdugo Way, Suite L
Camarillo, CA 93012
Attn: Jim Bruss

Report Date: December 1, 2022
Laboratory Number: 221786
Purchase Order No: 5251-1360
Project Name: Ventura Ranch Partners, LLC 5251 Lab 1360
Sampled by: Lonny Padilla

Enclosed are the analysis results for samples received November 14, 2022 with the Chain of Custody document. The samples were received in good condition, at 21.3°C, and they were identified and assigned the laboratory ID numbers listed below:

SAMPLE DESCRIPTION	CAS LAB NUMBER ID
B-1@0-5'	221786-01
B-2@0-5'	221786-02

By my signature below, I certify that the results contained in this laboratory report comply with applicable standards for certification by the California Department of Public Health's Environmental Laboratories Accreditation Program (ELAP), both technically and for completeness, and that, based on my inquiry of the person or persons directly responsible for performing the analyses, the information submitted is, to the best of my knowledge and belief, true, accurate, and complete.

Anahit Aivazyan

Anahit Aivazyan, MS.
Technical Laboratory Manager

If you have any further questions or concerns, please contact me at your convenience. This report consists of 4 pages excluding the cover letter and the Chain of Custody.

This report shall not be reproduced except in full without the written approval of CAS. The test results reported represent only the item being tested and may not represent the entire material from which the sample was taken.

CAPCO
Analytical Services, Inc.
Environmental and Analytical Services-Since 1994
California State Accredited Laboratory in Accordance with ELAP Certificate # 2332

CERTIFICATE OF ANALYSIS

Client: Advanced Geotechnical Services
CAS LAB NO: 221786-01
Sample ID: B-1@0-5'
Analyst: Lance

Date Sampled: 11/13/22
Date Received: 11/14/22
Sample Matrix: Soil

WET CHEMISTRY SUMMARY

COMPOUND	RESULTS	UNITS	DF	PQL	METHOD	ANALYZED
pH (Corrosivity)	8.07	S.U.	1	---	9045	11/30/22
Resistivity*	14925	Ohms-cm	1	---	SM 120.1M	11/30/22
Chloride	10.33	mg/Kg	1	0.6	300.0M	11/30/22
Sulfate	12.60	mg/Kg	1	0.6	300.0M	11/30/22

*Sample was extracted using a 1:3 ratio of soil and DI water.

DF: Dilution Factor
PQL: Practical Quantitation Limit
BQL: Below Quantitation Limit
mg/Kg: Milligrams/Kilograms(ppm)

CAPCO
Analytical Services, Inc.
Environmental and Analytical Services-Since 1994
California State Accredited Laboratory in Accordance with ELAP Certificate # 2332

CERTIFICATE OF ANALYSIS

Client: Advanced Geotechnical Services
CAS LAB NO: 221786-02
Sample ID: B-2@0-5'
Analyst: Lance

Date Sampled: 11/13/22
Date Received: 11/14/22
Sample Matrix: Soil

WET CHEMISTRY SUMMARY

COMPOUND	RESULTS	UNITS	DF	PQL	METHOD	ANALYZED
pH (Corrosivity)	8.52	S.U.	1	---	9045	11/30/22
Resistivity*	7299	Ohms-cm	1	---	SM 120.1M	11/30/22
Chloride	16.10	mg/Kg	1	0.6	300.0M	11/30/22
Sulfate	76.68	mg/Kg	1	0.6	300.0M	11/30/22

*Sample was extracted using a 1:3 ratio of soil and DI water.

DF: Dilution Factor
PQL: Practical Quantitation Limit
BQL: Below Quantitation Limit
mg/Kg: Milligrams/Kilograms(ppm)

Quality Control Section

2978 Seaborg Ave. Unit #4, Ventura, California 93003 Ph: (805)644-1095 FAX: (805)644-9947
www.capcoenv.com

Quality Control Report

Client:	Advanced Geotechnical Services	Date Sampled:	11/13/22
Sample ID:		Date Received:	11/14/22
CAS LAB NO:	221786	Date Analyzed:	11/30/22
Sample Matrix:	SOIL	Analyst:	LL

Sample Name	Qualifier	Sample Result	QC Result	Unit	Spike Level	%REC	Control Limits
Chloride (by EPA 300)							
Method Blank			BQL	mg/L			
Lab Control Sample			28.66	mg/L	30	96	90-110
221786-02 Matrix Spike		5.37	33.94	mg/L	30	95	80-120
221786-02 Matrix Spike Duplicate		5.37	34.27	mg/L	30	96	80-120
Sulfate (by EPA 300)							
Method Blank			BQL	mg/L			
Lab Control Sample			28.65	mg/L	30	96	90-110
221786-02 Matrix Spike		24.56	52.98	mg/L	30	95	80-120
221786-02 Matrix Spike Duplicate		24.56	52.89	mg/L	30	94	80-120

*ALL QC SAMPLES ARE PREPARED IN LIQUID PHASE

mg/L: Milligrams/Liter (ppm)

%Rec: Percent Recovered

BQL: Below Practical Quantitation Limit

CHAIN OF CUSTODY RECORD

221786 11/21/22 11/22/22

CAPCO Analytical Services

2978 Seaborg Ave., Unit 4, Ventura, CA., 93003
Tel 805 644 1095 ♦ Fax 805 644 9947

CLIENT NAME:	PROJECT:	
Advanced Geotechnical Services	Ventura Ranch Partners, LLC 5251 Lab 1360	
ADDRESS:	PHONE:	805.388.6162
5251 Verdugo Way, Suite L	FAX:	805.388.6167
Camarillo, Calif 93012	EMAIL:	jbruss@advancedgeotechnical.com
PROJECT MANAGER: Scott Moore	SAMPLER: Lonny Padilla	

Turn around Time

- ☐ Same Day Rush
- ☐ 24 Hour Rush
- ☐ 48 Hour Rush
- ☐ 72 Hour Rush
- ☑ Standard TAT
- ☐
- ☐

LAB ID	DATE SAMPLED	TIME SAMPLED	SMPL TYPE	SAMPLE IDENTIFICATION	# OF CONT.	Ph	Resistivity	Chloride	Sulfate
1	11/13/22	3:20p	SO	B-1 @ 0-5'	1	X	X	X	X
2	11/13/22	3:20p	SO	B-2 @ 0-5'	1	x	x	x	x

RELINQUISHED BY	DATE / TIME	RECEIVED BY
[signature]	11/14/22 @ 2:41p	[signature] 11/14/22
RELINQUISHED BY	DATE / TIME	RECEIVED BY
RELINQUISHED BY	DATE / TIME	RECEIVED BY

Comments

SAMPLE TYPE CODE:
AQ=Aqueous
NA= Non Aqueous
SL = Sludge
DW = Drinking Water
WW = Waste Water
RW = Rain Water
GW = Ground Water
SO = Soil
SW = Solid Waste
OL = Oil
OT = Other Matrix

SPECIAL REQUIREMENTS / BILLING INFORMATION

P.O. Number 5251-1360

Pacific Materials Laboratory, Inc.
Serving Ventura County since 1963

December 7, 2022
Lab No. 36052-3
File No. 22-7059-3

Advanced Geotechnical Services, Inc.
5251 Verdugo Way, Suite L
Camarillo, CA 93012

SUBJECT: R-Value Testing
Samples Delivered to Laboratory

Gentlemen:

Pursuant to your request, R-Value testing was performed on a soil sample delivered to our laboratory. R-Value testing was performed in accordance with California Test 301-F criteria. The test results follow:

R-VALUE RESULTS

PROJECT: Ventura Ranch Partners, #5152, Lab # 1360
LOCATION: B-1 @ 0 – 5'
Soil Description: Dark Brown Fine Sandy Clay

ITEM	1	2	3
Compaction Pressure – psi	150/175	125/150	150/200
Initial Moisture - %	13.6	13.6	13.6
Moisture at Compaction - %	15.5	16.0	15.0
Density – pcf	113.3	112.7	112.8
R-Value	11	9	14
Exudation Pressure	324	271	395
Expansion Pressure thickness ft.	0.00	0.00	0.10

Assigned R-Value: 10*

Footnote:
**Please verify R-value based upon expansion thickness (see California Test 301-F procedures).*

Thank you for allowing *Pacific Materials Laboratory, Inc.* to be of service. If we may be of further service regarding this or other geotechnical issues, please do not hesitate to call (805) 482-9801, write or email at pmlgeo@gmail.com.

Respectfully Submitted,
PACIFIC MATERIALS LABORATORY, INC.

Douglas C. Papay, CE 29,565
President

REGISTERED PROFESSIONAL ENGINEER
DOUGLAS C. PAPAY
CE 29565
Exp: 3/31/23
CIVIL
STATE OF CALIFORNIA

DCP:dkp
cc: Addressee (Email)

Appendix C

Seismic Design Criteria

Ventura Ranch Partners

Latitude, Longitude: 34.332963, -119.289392

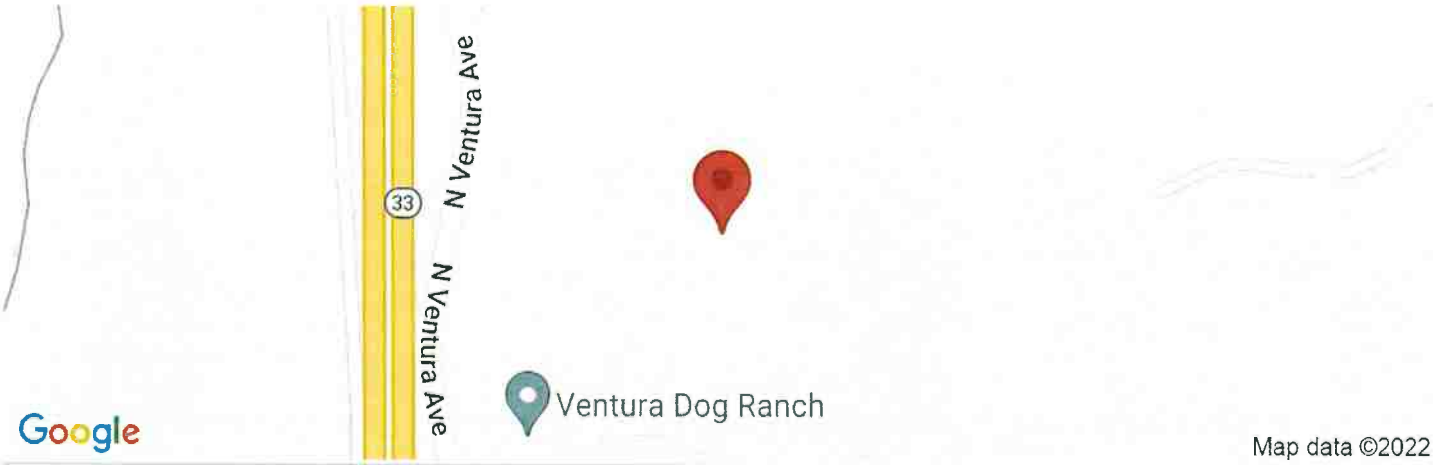

Date	11/30/2022, 11:51:04 AM
Design Code Reference Document	ASCE7-16
Risk Category	II
Site Class	D - Stiff Soil

Type	Value	Description
S_S	2.108	MCE_R ground motion. (for 0.2 second period)
S_1	0.794	MCE_R ground motion. (for 1.0s period)
S_{MS}	2.108	Site-modified spectral acceleration value
S_{M1}	null -See Section 11.4.8	Site-modified spectral acceleration value
S_{DS}	1.406	Numeric seismic design value at 0.2 second SA
S_{D1}	null -See Section 11.4.8	Numeric seismic design value at 1.0 second SA

Type	Value	Description
SDC	null -See Section 11.4.8	Seismic design category
F_a	1	Site amplification factor at 0.2 second
F_v	null -See Section 11.4.8	Site amplification factor at 1.0 second
PGA	0.929	MCE_G peak ground acceleration
F_{PGA}	1.1	Site amplification factor at PGA
PGA_M	1.022	Site modified peak ground acceleration
T_L	8	Long-period transition period in seconds
SsRT	2.108	Probabilistic risk-targeted ground motion. (0.2 second)
SsUH	2.4	Factored uniform-hazard (2% probability of exceedance in 50 years) spectral acceleration
SsD	2.466	Factored deterministic acceleration value. (0.2 second)
S1RT	0.794	Probabilistic risk-targeted ground motion. (1.0 second)
S1UH	0.906	Factored uniform-hazard (2% probability of exceedance in 50 years) spectral acceleration.
S1D	0.854	Factored deterministic acceleration value. (1.0 second)
PGAd	1.004	Factored deterministic acceleration value. (Peak Ground Acceleration)
PGA_{UH}	0.929	Uniform-hazard (2% probability of exceedance in 50 years) Peak Ground Acceleration
C_{RS}	0.878	Mapped value of the risk coefficient at short periods
C_{R1}	0.877	Mapped value of the risk coefficient at a period of 1 s
C_V	1.5	Vertical coefficient

DISCLAIMER

While the information presented on this website is believed to be correct, SEAOC /OSHPD and its sponsors and contributors assume no responsibility or liability for its accuracy. The material presented in this web application should not be used or relied upon for any specific application without competent examination and verification of its accuracy, suitability and applicability by engineers or other licensed professionals. SEAOC / OSHPD do not intend that the use of this information replace the sound judgment of such competent professionals, having experience and knowledge in the field of practice, nor to substitute for the standard of care required of such professionals in interpreting and applying the results of the seismic data provided by this website. Users of the information from this website assume all liability arising from such use. Use of the output of this website does not imply approval by the governing building code bodies responsible for building code approval and interpretation for the building site described by latitude/longitude location in the search results of this website.

Appendix D

References

American Society for Testing and Materials (Latest Version), **ASTM Standards**, Section 4: Construction, Volume 04.08 Soil and Rock (I): D 420 – D 5611, West Conshohocken, PA.

California Geological Survey (2008), **Guidelines for Evaluating and Mitigating Seismic Hazards in California**, Special Publication 117A, Division of Mines and Geology.

California Geologic Survey (2003), **Seismic Hazard Zone Report for the Ventura 7.5-Minute Quadrangle, Ventura County, California**, Seismic Hazard Zone Report 067.

California Geological Survey (2003), **Seismic Hazard Zones, Ventura Quadrangle**, Released: July 2, 2003.

California Geological Survey (1978), **Earthquake Fault Zones, Ventura Quadrangle**, Effective: July 26, 1978.

County of Ventura (2022), County View Ventura County, California interactive web program
https://maps.ventura.org/countyview/

Department of the NAVY, NAVFAC Design Manual 7.02, (1986), **Foundations and Earth Structures**, Naval Facilities Engineering Command, September.

Dibblee, Thomas W., Jr. (1988), Geologic Map of the Ventura and Pitas Point Quadrangles, Ventura County, California, Edited by Helmut E. Erhenspeck.

Google (2022), Google Earth Interactive web app
http://www.google.com/earth

International Conference of Building Officials and California Building Standards Commission (2019), **2019 California Building Code**.

Southern California Earthquake Center (1999), **Recommended Procedures for Implementation of DMG Special Publication 117, Guidelines for Analyzing and Mitigating Liquefaction Hazards in California**, Martin, G. R. and Lew, M. Co-Chairs and Editors, University of Southern California, March 1999.

SEAOC/OSHPD (2022), Seismic Design Maps Web App.
https://seismicmaps.org/

United States Geological Survey (USGS) (2003), *Geologic Map of the Ventura 7.5' Quadrangle, Ventura County, California: A Digital Database.*

Appendix E

Report Figures and Plates

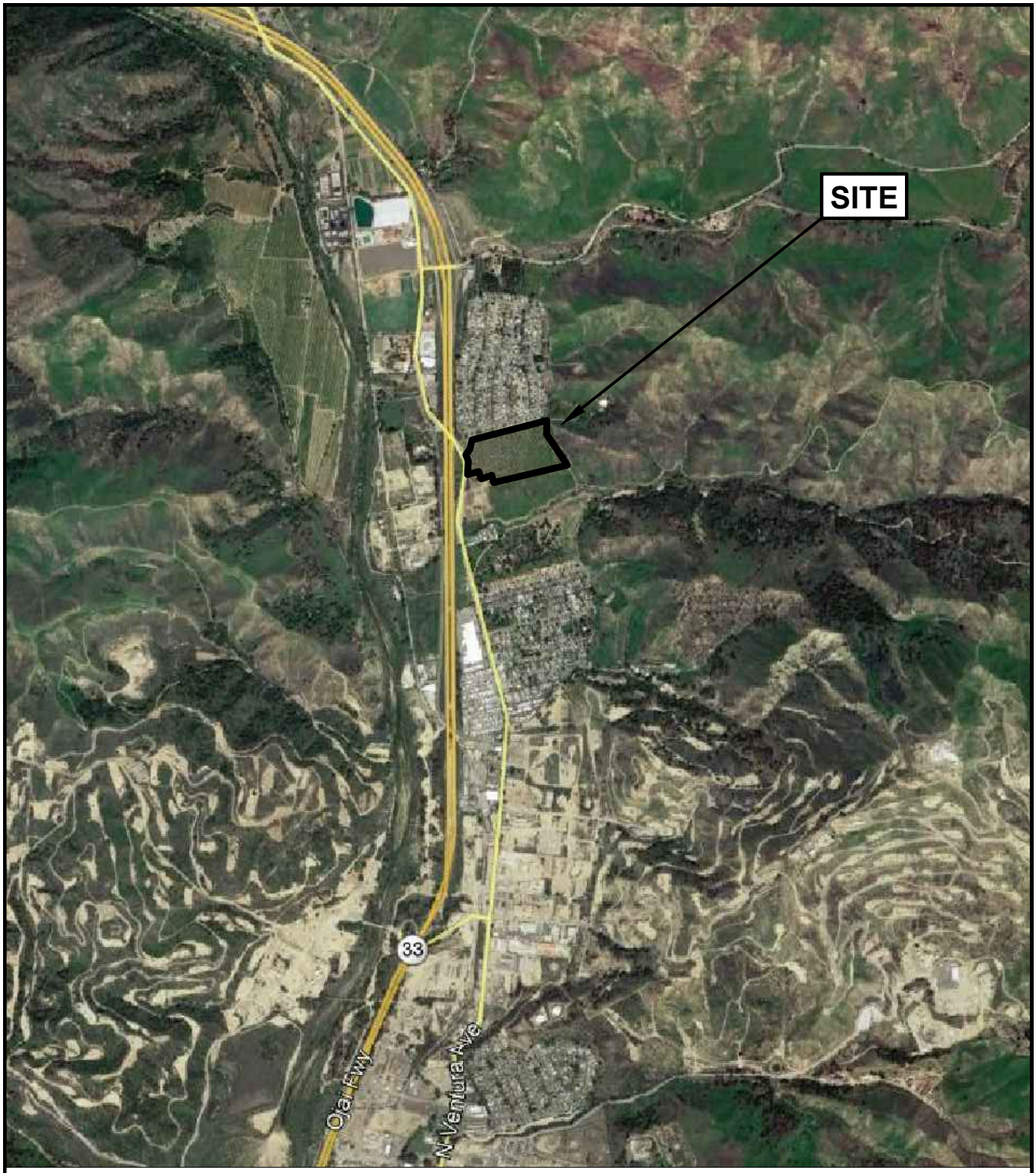

Reference: Google Earth 2022

N

No Scale

Advanced Geotechnical Services

SITE LOCATION MAP

Ventura Ranch Partners LLC
4884 N. Ventura Avenue
Ventura, California

Client # 5251
Report # 11029

FIGURE 1

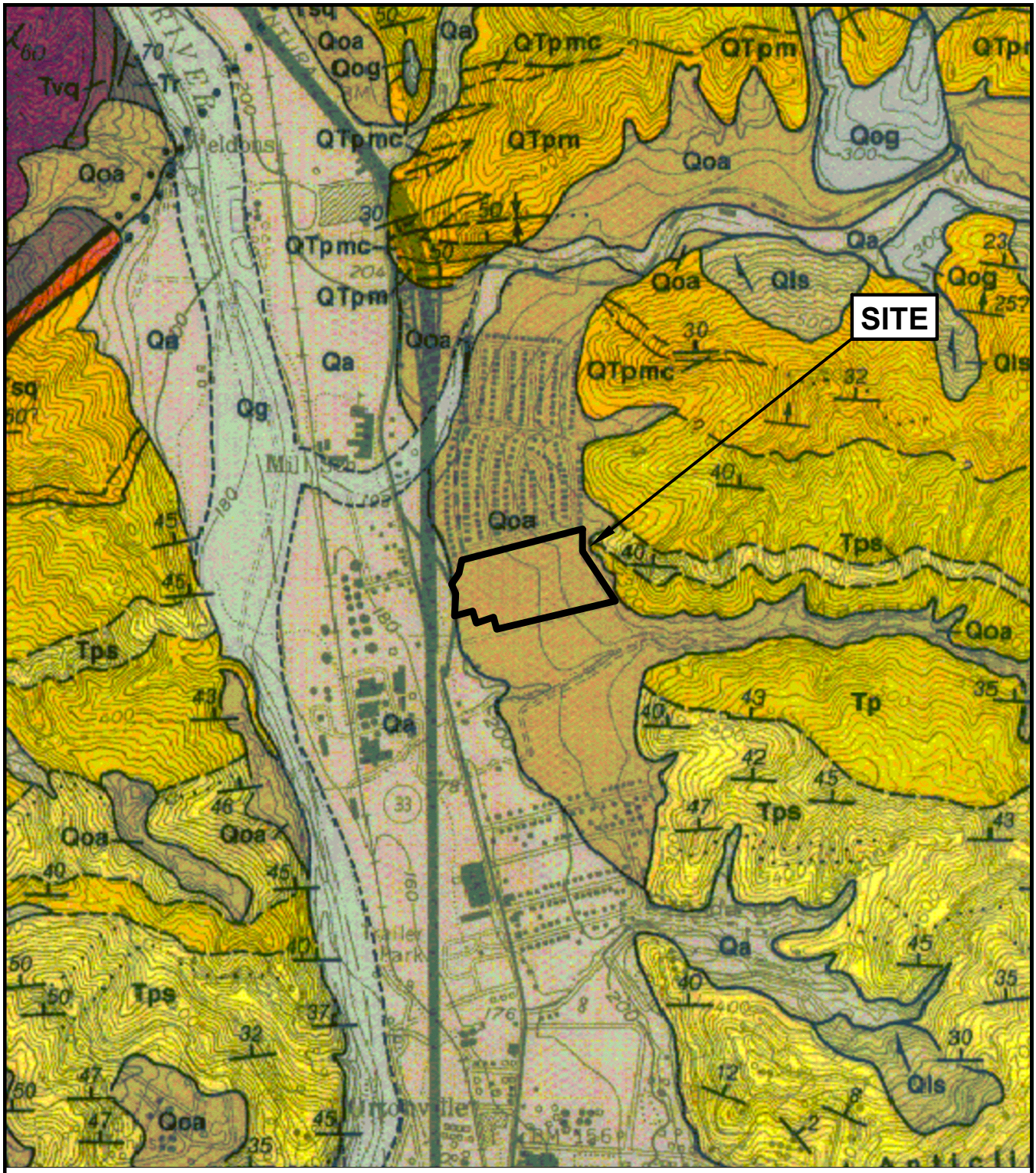

Reference: Dibblee (1988), Geologic Map of the Ventura and Pitas Point Quadrangles, DF-21

N

Scale: 1" = $\frac{1}{4}$ mile

Advanced Geotechnical Services

DIBBLEE REGIONAL GEOLOGICAL MAP

Ventura Ranch Partners LLC
4884 N. Ventura Avenue
Ventura, California

Client # 5251
Report # 11029

FIGURE 2

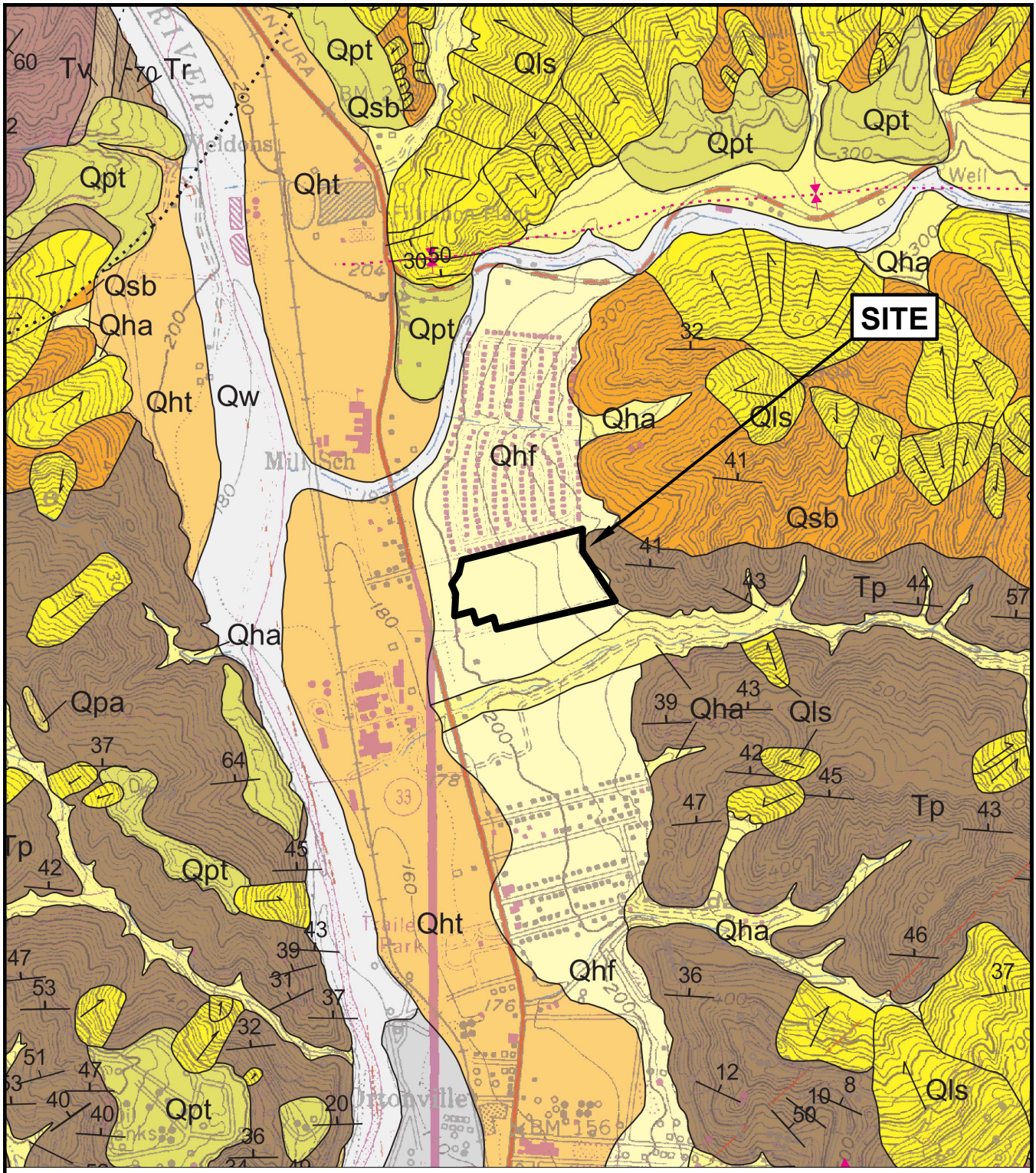

Reference: USGS (2003), Geologic Map of the Ventura 7.5-Minute Quadrangle, Ventura County, California

Scale: 1" = $\frac{1}{4}$ mile

Advanced Geotechnical Services

USGS REGIONAL GEOLOGICAL MAP

Ventura Ranch Partners LLC
4884 N. Ventura Avenue
Ventura, California

Client # 5251
Report # 11029

FIGURE 3

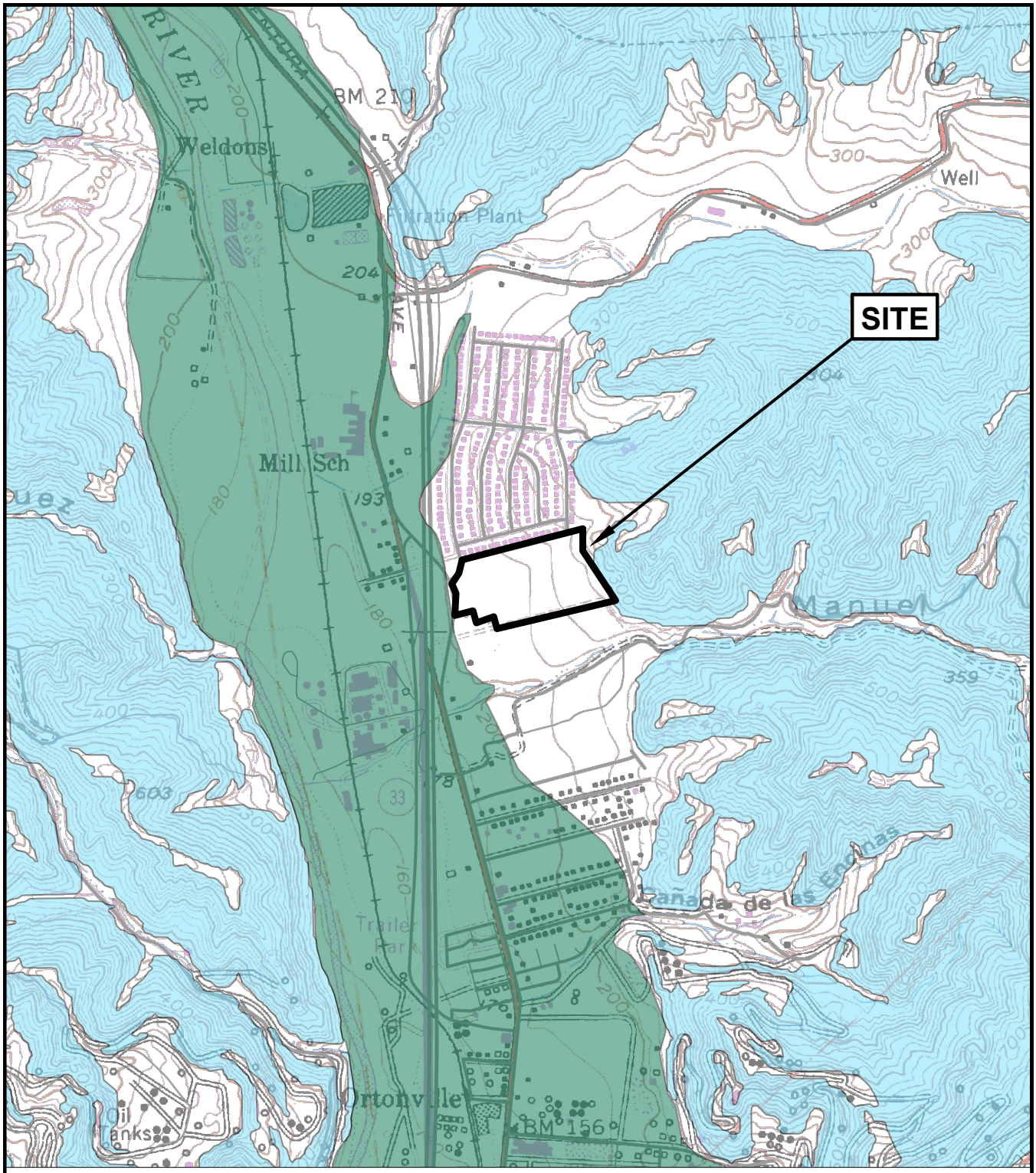

Reference: CGS (2003), State of California Seismic Hazard Zones Map
CDMG (1978), State of Califonria Special Studies Zones

N

Scale: 1" = $\frac{1}{4}$ mile

Advanced Geotechnical Services

EARTHQUAKE FAULT AND SEISMIC HAZARD ZONES MAP

Ventura Ranch Partners LLC
4884 N. Ventura Avenue
Ventura, California

Client # 5251
Report # 11029

FIGURE 4

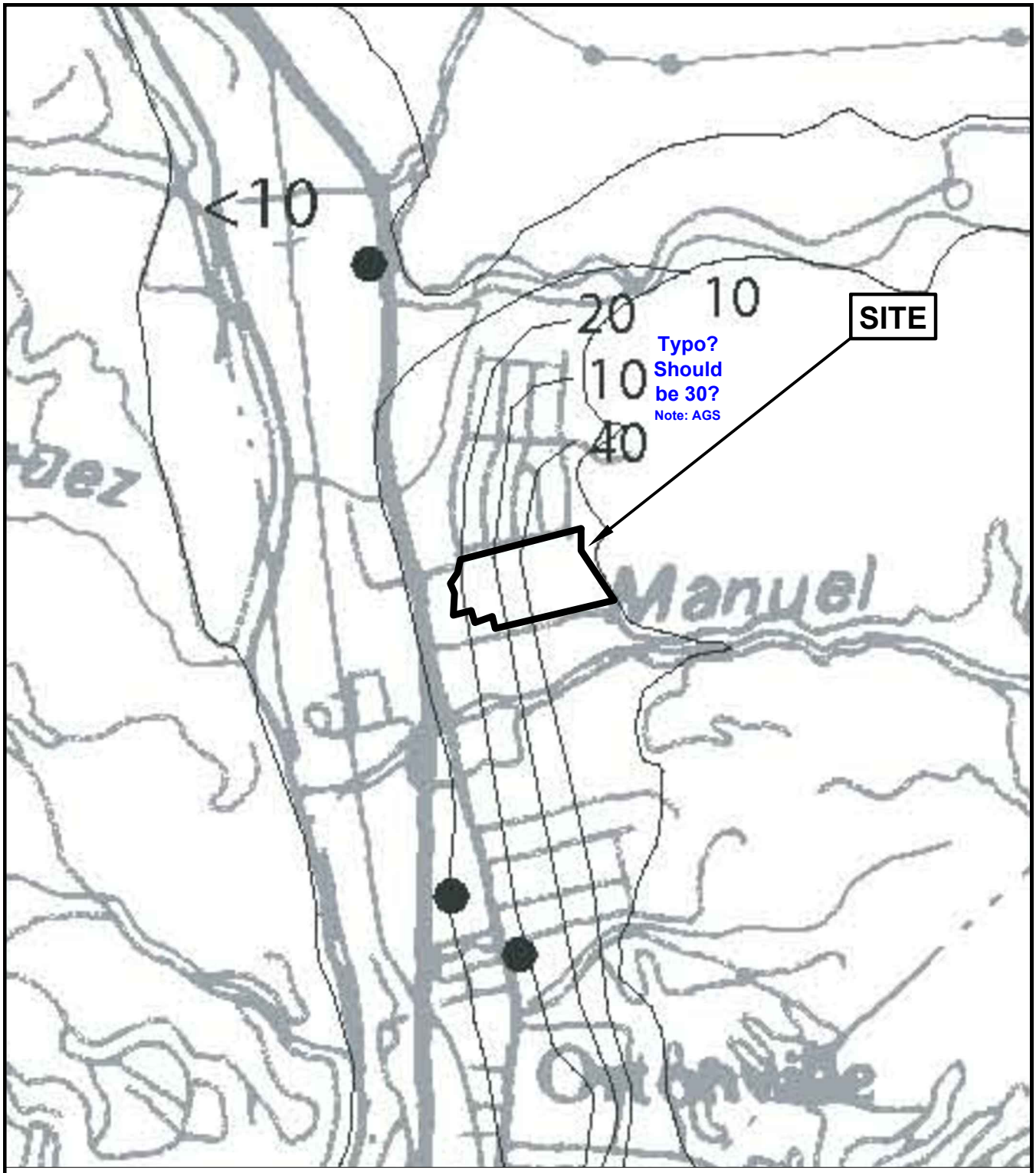

Reference: CGS (2002), Seismic Hazard Zone Report SHZR 067

N

Scale: 1" = $\frac{1}{4}$ mile

Advanced Geotechnical Services

DEPTH TO HISTORICALLY HIGH GROUNDWATER MAP

Ventura Ranch Partners LLC
4884 N. Ventura Avenue
Ventura, California

Client # 5251
Report # 11029

FIGURE 5

FOUNDATIONS ON OR ADJACENT TO SLOPES:
THE PLACEMENT OF BUILDING AND STRUCTURES ON OR ADJACENT TO SLOPES STEEPER THAN 3 HORIZONTAL TO 1 VERTICAL SHALL BE IN ACCORDANCE WITH THE FOLLOWING ILLUSTRATIONS. THE PROVISIONS ARE INTENDED TO PROVIDE PROTECTION FOR THE BUILDING FROM SLOPE DRAINAGE, EROSION AND MUDFLOW, LOOSE SLOPE DEBRIS, SHALLOW SLOPE FAILURES, AND FOUNDATION MOVEMENT.

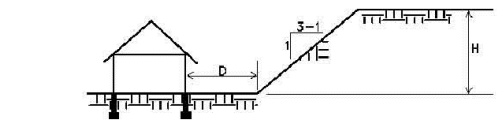

① $D = \frac{H}{2}$ D=3' MIN. D=15' MAX.

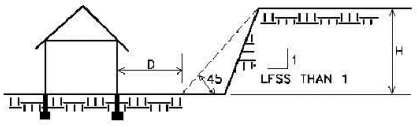

② $D = \frac{H}{2}$ D=3' MIN. D=15' MAX.

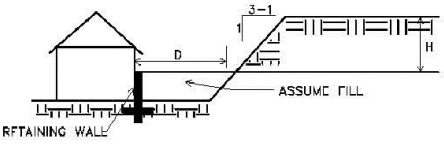

③ $D = \frac{H}{2}$ D=3' MIN. D=15' MAX.

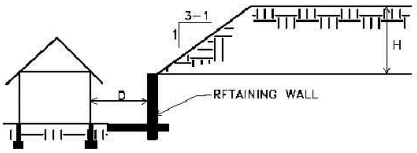

④ $D = \frac{H}{2}$ D=3' MIN. D=15' MAX.

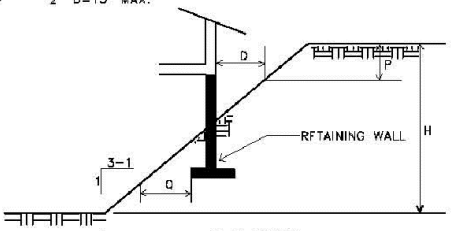

⑤ $Q = \frac{H}{3}$ Q=5' MIN. Q=40' MAX. $D = \frac{P}{2}$ D=3' MIN. D=15' MAX.

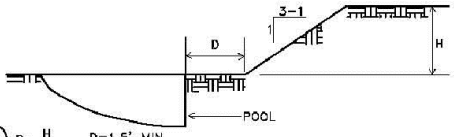

⑥ $D = \frac{H}{4}$ D=1.5' MIN. D=7.5' MAX.

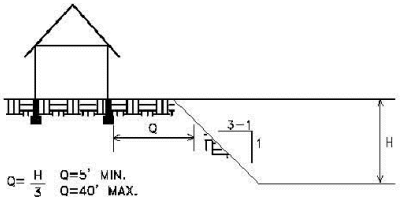

⑦ $Q = \frac{H}{3}$ Q=5' MIN. Q=40' MAX.

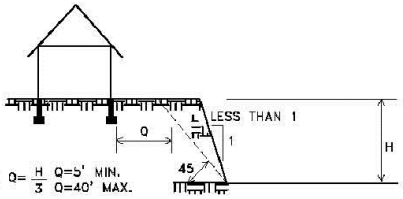

⑧ $Q = \frac{H}{3}$ Q=5' MIN. Q=40' MAX.

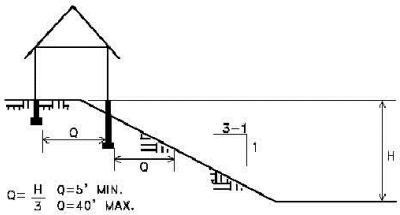

⑨ $Q = \frac{H}{3}$ Q=5' MIN. Q=40' MAX.

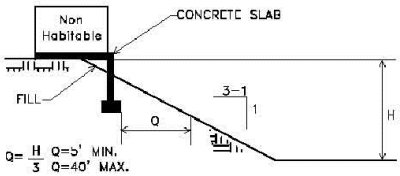

⑩ $Q = \frac{H}{3}$ Q=5' MIN. Q=40' MAX.

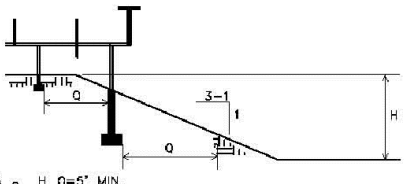

⑪ $Q = \frac{H}{3}$ Q=5' MIN. Q=40' MAX.

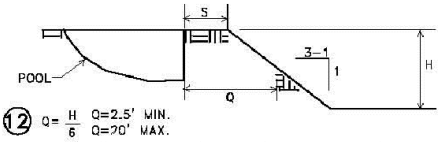

⑫ $Q = \frac{H}{6}$ Q=2.5' MIN. Q=70' MAX.

IF 'S' IS LESS THAN 7, THE POOL WALL SHALL BE CAPABLE OF SUPPORTING THE WATER IN THE POOL WITHOUT SUPPORT.

Advanced Geotechnical Services

EXAMPLES OF SLOPE SETBACKS

Ventura Ranch Partners LLC
4884 N. Ventura Avenue
Ventura, California

Client # 5251
Report # 11029

FIGURE 6

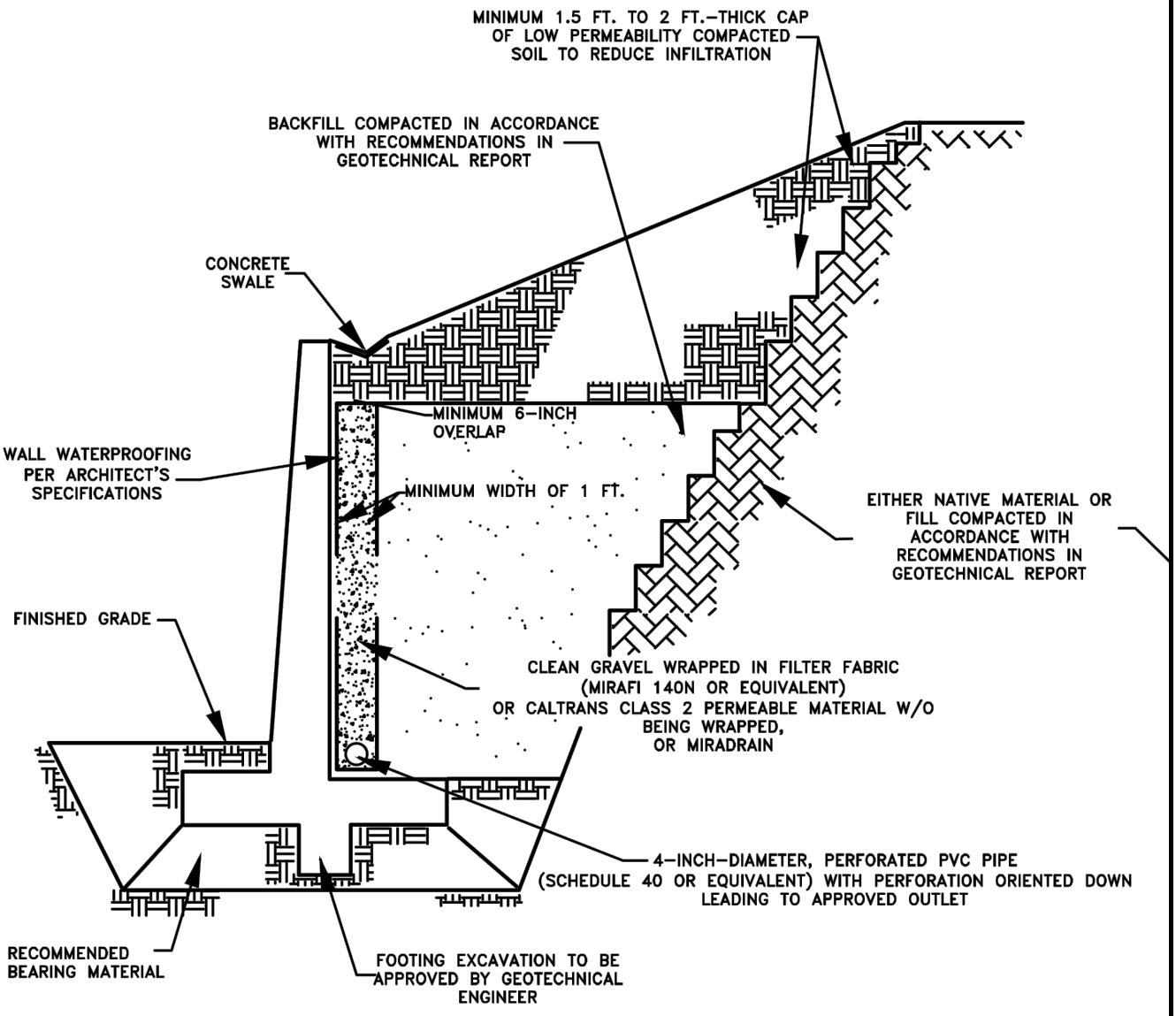

Advanced Geotechnical Services

TYPICAL RETAINING WALL DRAINAGE DETAIL

Ventura Ranch Partners LLC
4884 N. Ventura Avenue
Ventura, California

Client # 5251
Report # 11029

FIGURE 7

P-1 Infiltration Test Data (Bottom of Test Hole = 5 feet Below Grade)
Infiltration Testing on 11/1/2022

Total Elapsed Time (min)	Initial Depth of Water in Bottom of Hole (in)	Final Depth of Water in Bottom of Hole (in)	Water Drop During 30-min. Interval (in)	Field Water Drop Rate (in/hr)	Field Water Drop Rate (min/in)
0 (11:30 AM)	12.0	---	---	---	---
30	12.0	9.750	2.250	4.50	13.33
60	12.0	10.250	1.750	3.50	17.14
90	12.0	10.375	1.625	3.25	18.46
120	12.0	10.500	1.500	3.00	20.00
150	12.0	10.500	1.500	3.00	20.00
180	12.0	10.625	1.375	2.75	21.82
210	12.0	10.625	1.375	2.75	21.82
240	12.0	10.500	1.500	3.00	20.00

P-2 Infiltration Test Data (Bottom of Test Hole = 5 feet Below Grade)
Infiltration Testing on 11/1/2022

Total Elapsed Time (min)	Initial Depth of Water in Bottom of Hole (in)	Final Depth of Water in Bottom of Hole (in)	Water Drop During 30-min. Interval (in)	Field Water Drop Rate (in/hr)	Field Water Drop Rate (min/in)
0 (11:45 AM)	12.0	---	---	---	---
30	12.0	8.625	3.375	6.75	8.89
60	12.0	9.250	2.750	5.50	10.91
90	12.0	9.500	2.500	5.00	12.00
120	12.0	9.625	2.375	4.75	12.63
150	12.0	9.875	2.125	4.25	14.12
180	12.0	9.750	2.250	4.50	13.33
210	12.0	9.875	2.125	4.25	14.12
240	12.0	9.875	2.125	4.25	14.12

P-3 Infiltration Test Data (Bottom of Test Hole = 5 feet Below Grade)
Infiltration Testing on 11/1/2022

Total Elapsed Time (min)	Initial Depth of Water in Bottom of Hole (in)	Final Depth of Water in Bottom of Hole (in)	Water Drop During 30-min. Interval (in)	Field Water Drop Rate (in/hr)	Field Water Drop Rate (min/in)
0 (12:15 PM)	12.0	---	---	---	---
30	12.0	7.875	4.125	8.25	7.27
60	12.0	8.250	3.750	7.50	8.00
90	12.0	7.875	4.125	8.25	7.27
120	12.0	8.125	3.875	7.75	7.74
150	12.0	8.250	3.750	7.50	8.00
180	12.0	8.375	3.625	7.25	8.28
210	12.0	8.500	3.500	7.00	8.57
240	12.0	8.500	3.500	7.00	8.57

P-4 Infiltration Test Data (Bottom of Test Hole = 5 feet Below Grade)
Infiltration Testing on 11/1/2022

Total Elapsed Time (min)	Initial Depth of Water in Bottom of Hole (in)	Final Depth of Water in Bottom of Hole (in)	Water Drop During 30-min. Interval (in)	Field Water Drop Rate (in/hr)	Field Water Drop Rate (min/in)
0 (12:30 PM)	12.0	---	---	---	---
30	12.0	7.500	4.500	9.00	6.67
60	12.0	7.750	4.250	8.50	7.06
90	12.0	7.750	4.250	8.50	7.06
120	12.0	8.000	4.000	8.00	7.50
150	12.0	8.125	3.875	7.75	7.74
180	12.0	8.250	3.750	7.50	8.00
210	12.0	8.250	3.750	7.50	8.00
240	12.0	8.250	3.750	7.50	8.00

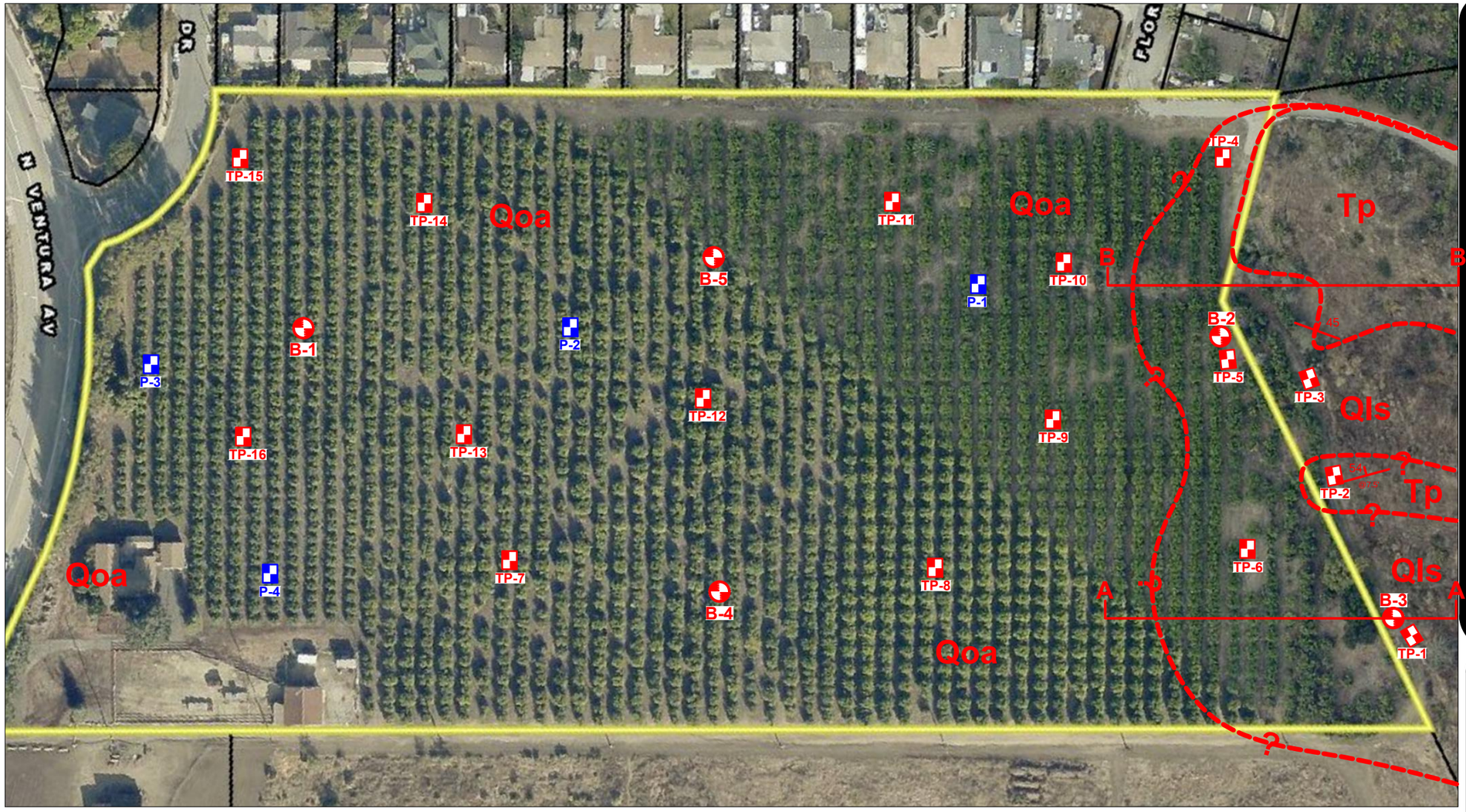

Reference: County View (2022)

EXPLANATION

- B-5 — Approximate Location of Exploratory Boring
- TP-16 — Approximate Location of Exploratory Test Pit
- P-4 — Approximate Location of Percolation Test Pit
- 45 — Strike and Dip of Bedding
- Geologic Contact (Approximate)
- Qls — Landslide Debris
- Qoa — Older Alluvium
- Tp — Pico Formation Bedrock

Advanced Geotechnical Services
5251 Verdugo Way, Suite L
Camarillo, California 93012
Office (805) 388-6162/Fax (805) 388-6167

VENTURA RANCH PARTNERS LLC

Geological and Geotechnical Engineering Study
Proposed Farmworker Housing
4884 N. Ventura Avenue
Ventura, California

EXISTING SITE PLAN

120' 0' 120' 240'
SCALE: 1" = 120'

Client No.	5251	PLATE 1
Report No.	11029	
Date	12/16/2022	
Drawing No.	11029cn5251	

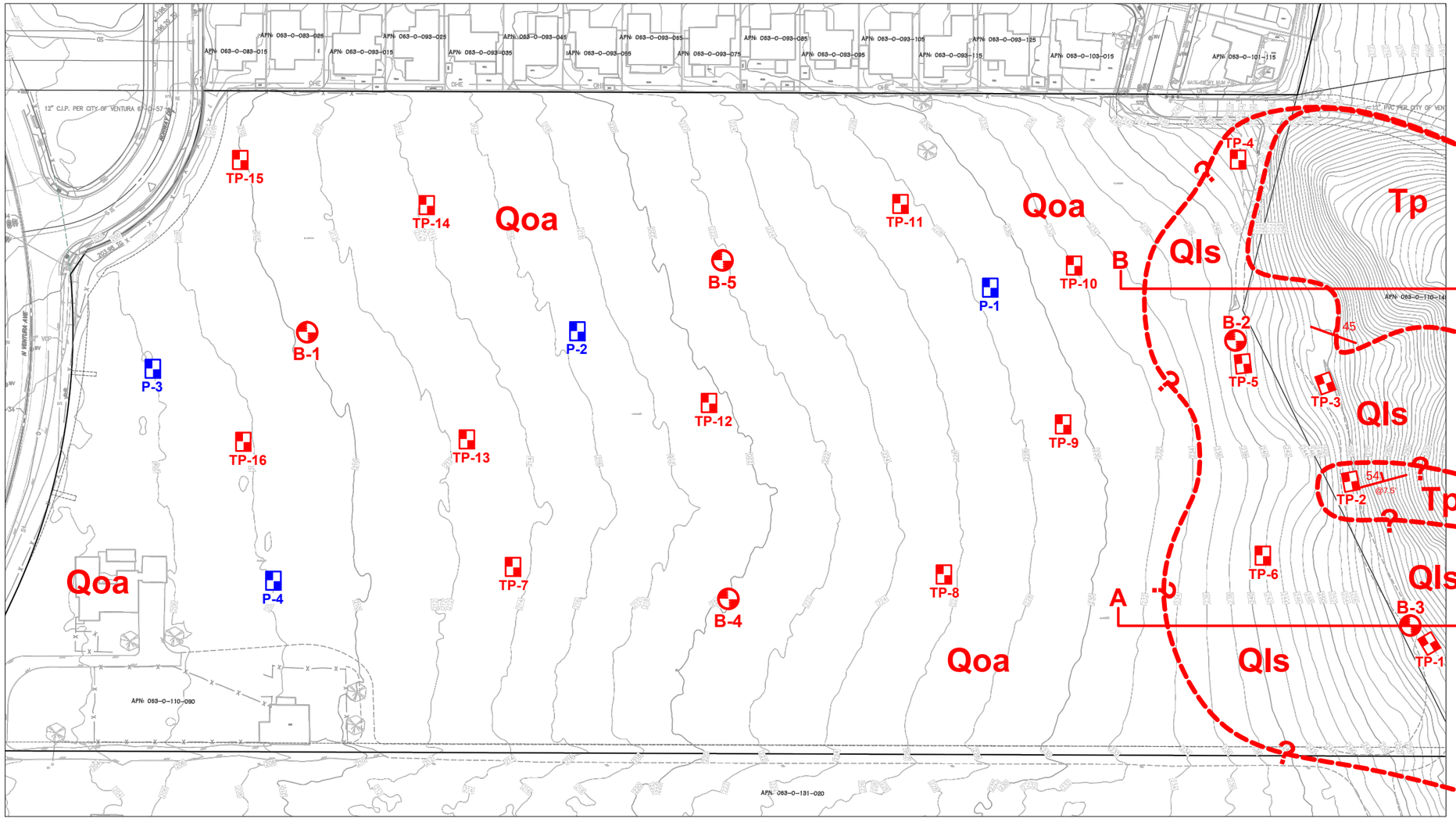

Reference: Jensen Design and Survey, Inc. (2022)

EXPLANATION

- B-5 — Approximate Location of Exploratory Boring
- TP-16 — Approximate Location of Exploratory Test Pit
- P-4 — Approximate Location of Percolation Test Pit
- 45 — Strike and Dip of Bedding
- Geologic Contact (Approximate)
- Qls — Landslide Debris
- Qoa — Older Alluvium
- Tp — Pico Formation Bedrock

Advanced Geotechnical Services
5251 Verdugo Way, Suite L
Camarillo, California 93012
Office (805) 388-6162/Fax (805) 388-6167

VENTURA RANCH PARTNERS LLC

Geological and Geotechnical Engineering Study
Proposed Farmworker Housing
4884 N. Ventura Avenue
Ventura, California

TOPOGRAPHIC SITE PLAN

120' 0' 120' 240'
SCALE: 1" = 120'

Client No.	5251	PLATE 2
Report No.	11029	
Date	12/16/2022	
Drawing No.	11029cn5251	

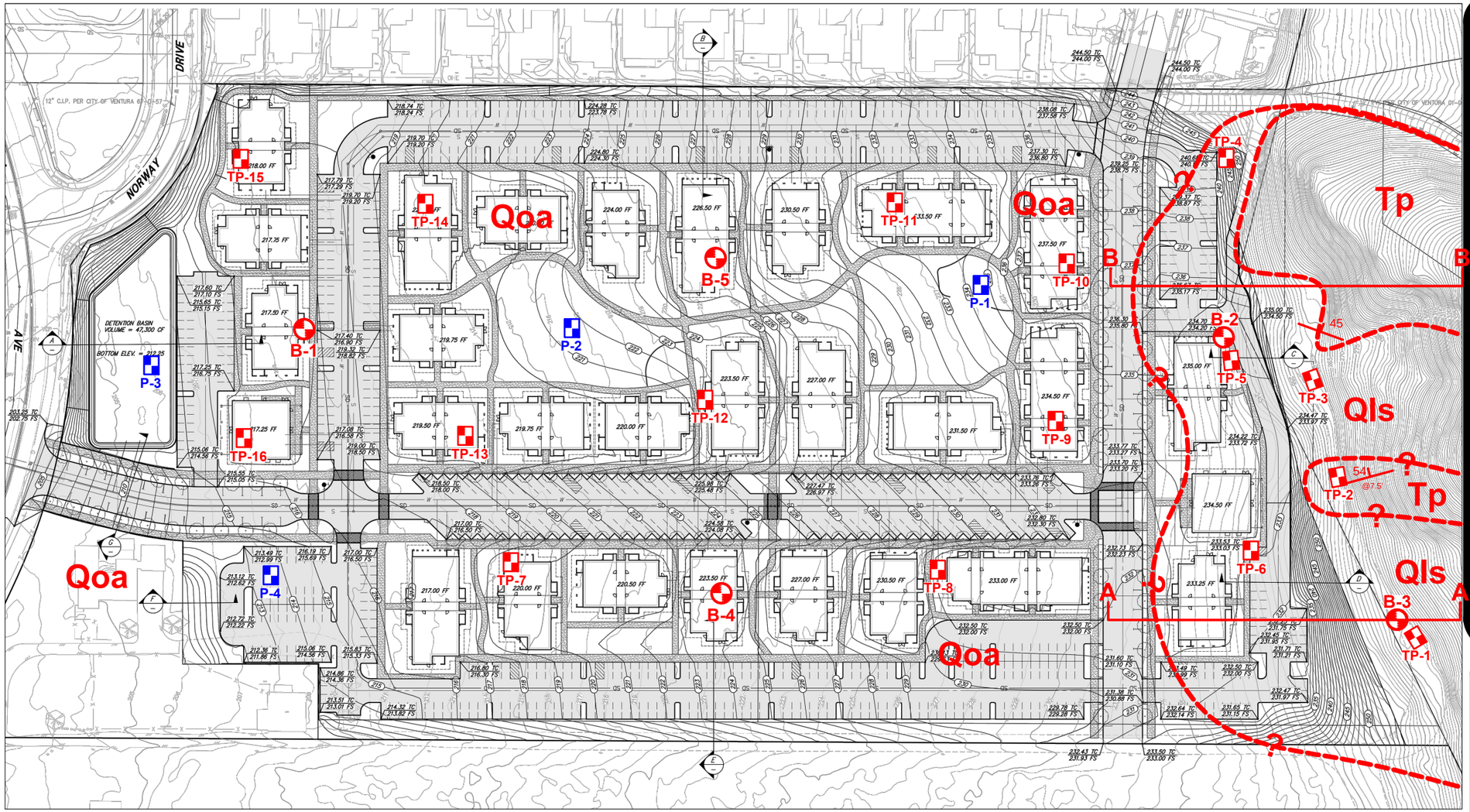

Reference: Jensen Design and Survey, Inc. (2022)

PROPOSED SITE PLAN

120' 0' 120' 240'

SCALE: 1" = 120'

EXPLANATION

- B-5 — Approximate Location of Exploratory Boring
- TP-16 — Approximate Location of Exploratory Test Pit
- P-4 — Approximate Location of Percolation Test Pit
- 45 — Strike and Dip of Bedding
- Geologic Contact (Approximate)
- Qls — Landslide Debris
- Qoa — Older Alluvium
- Tp — Pico Formation Bedrock

Advanced Geotechnical Services
5251 Verdugo Way, Suite L
Camarillo, California 93012
Office (805) 388-6162/Fax (805) 388-6167

VENTURA RANCH PARTNERS LLC

Geological and Geotechnical Engineering Study
Proposed Farmworker Housing
4884 N. Ventura Avenue
Ventura, California

Client No.	5251	PLATE 3
Report No.	11029	
Date	12/16/2022	
Drawing No.	11029cn5251	

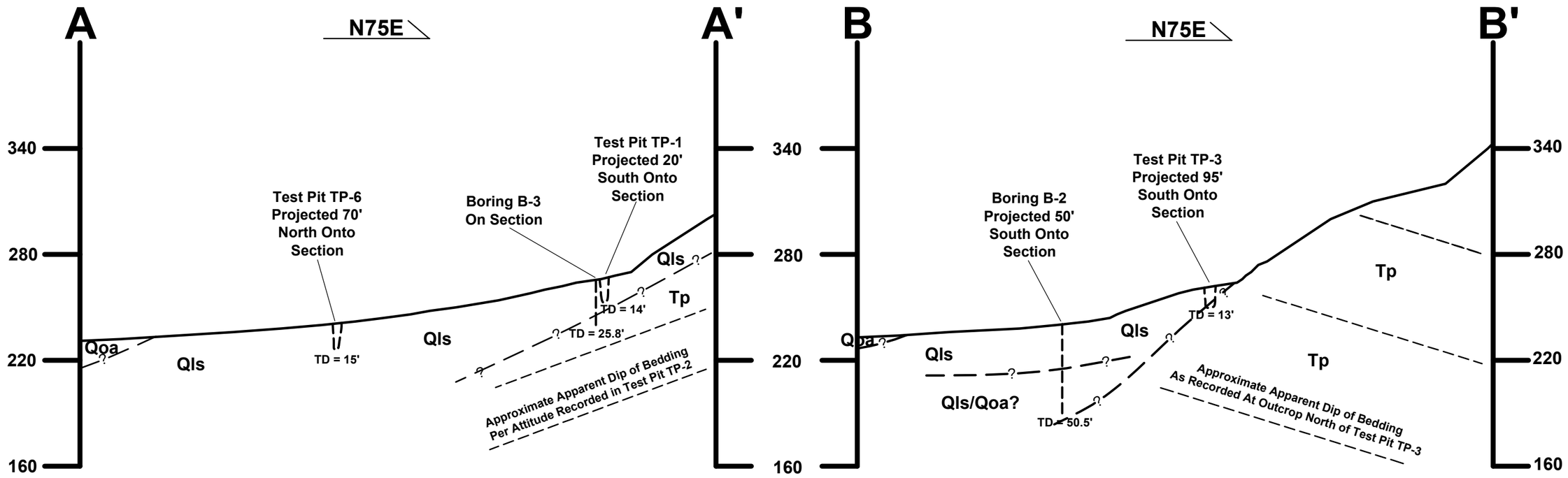

EXPLANATION

Qls	Landslide Debris
Qoa	Older Alluvium
Tp	Pico Formation Bedrock
	Geologic Contact (Approximate)
	Apparent Dip of Bedding

CROSS-SECTIONS

60' 0' 60' 120'

SCALE: 1" = 60'

Advanced Geotechnical Services
5251 Verdugo Way, Suite L
Camarillo, California 93012
Office (805) 388-6162/Fax (805) 388-6167

VENTURA RANCH PARTNERS LLC

Geological and Geotechnical Engineering Study
Proposed Farmworker Housing
4884 N. Ventura Avenue
Ventura, California

Client No.	5251	PLATE 4
Report No.	11029	
Date	12/16/2022	
Drawing No.	11029cn5251	

Appendix H

Phase I Environmental Site Assessment and Soil Sampling Results



Phase I Environmental Site Assessment

Ventura Ranch Farmworker Housing Complex
4884 North Ventura Avenue
Ventura, California

prepared for

County of Ventura Resources Management Agency Planning Division
800 South Victoria Avenue
Ventura, California 93009

prepared by

Rincon Consultants, Inc.

Report Date – March 12, 2025
Date of First Research – January 30, 2025

RINCON CONSULTANTS, INC.
Environmental Scientists | Planners | Engineers
rinconconsultants.com

Rincon Consultants, Inc.
180 North Ashwood Avenue
Ventura, California 93003
805-644-4455

March 12, 2025
Project No.: 24-16460

Michael Conger, Senior Planner
County of Ventura Resources Management Agency Planning Division
800 South Victoria Avenue
Ventura, California 93009
Via email: Michael.Conger@Ventura.org

Subject: Phase I Environmental Site Assessment, Ventura Ranch Farmworker Housing Complex 4884 North Ventura Avenue, Ventura, California

Dear Mr. Conger:

This report presents the findings of a Phase I Environmental Site Assessment (ESA) completed by Rincon Consultants, Inc. (Rincon) for the Ventura Ranch Farmworker Housing Complex property located at 4884 North Ventura Avenue in Ventura, California. The Phase I ESA was performed in accordance with our proposal dated November 6, 2024 and contract dated January 10, 2025.

The accompanying report presents our findings and provides an opinion regarding the presence of recognized environmental conditions in connection with the subject property. Our work program for this project, as referenced in our contract, is intended to meet the guidelines outlined in the ASTM International (ASTM) Standard Practice for Environmental Site Assessments: *Phase I Environmental Site Assessment Process* (ASTM Standard E1527-21). Our scope of services, pursuant to ASTM practice, did not include any inquiries with respect to asbestos-containing building materials unrelated to releases into the environment; biological agents; cultural and historic resources; ecological resources; endangered species; health and safety; indoor air quality unrelated to releases of hazardous substances or petroleum products into the environment; industrial hygiene; lead-based paint unrelated to releases into the environment; lead in drinking water; mold or microbial growth conditions; polychlorinated biphenyl-containing building materials (e.g., interior fluorescent light ballasts, paint, and caulk); naturally-occurring radon; regulatory compliance; substances not defined as hazardous substances (including some substances sometimes generally referred to as emerging contaminants) unless or until such substances are classified as a Comprehensive Environmental Response, Compensation, and Liability Act hazardous substance; and wetlands.

Thank you for selecting Rincon for this project. If you have any questions, or if we can be of any future assistance, please contact us.

Sincerely,
Rincon Consultants, Inc.

Savanna Vrevich
Environmental Scientist

Andy Nelson, PG
Director of Assessment and Remediation

Landon Lujan
Environmental Scientist

DRAFT

Table of Contents

Executive Summary 1
1 Introduction 4
1.1 Subject Property Description 4
1.2 General Vicinity Characteristics 4
1.3 Purpose and Definitions 7
1.3.1 Notable Finding 7
1.4 Scope of Services 7
1.5 User Reliance 8
2 User-Provided Information and Responsibilities 9
2.1 Review Land Title Records and Judicial Records for Environmental Liens and Activity and Use Limitations 9
2.2 User Questionnaire 9
3 Physical Setting and Government Records 11
3.1 Physical Setting – Topography 11
3.2 Government Record Sources and Agency Records Review 11
3.2.1 Subject Property, Adjacent Properties, Orphan Listings, and National Priorities List Sites Summary 12
3.2.2 Nearby Release Sites within 1/3 Mile 13
3.3 Review of Other Government Records 17
4 Historical Records 18
4.1 Methodology 18
4.2 Summary of Subject Property Historical Uses 18
4.3 Summary of Adjacent Properties Historical Uses 18
4.4 Gaps in Historical Sources 19
5 Interviews 20
6 Site Reconnaissance 21
6.1 Methodology and Limiting Conditions 21
6.2 General Subject Property Information 21
6.3 Current Adjacent Land Uses 22
6.4 Site Reconnaissance Observations 24
7 Evaluation 31
7.1 Significant Assumptions, Limitations, Deviations, Exceptions, Special Terms, and Conditions 31
7.2 ASTM Deviations 32
7.3 Significant Data Gaps 32

7.4 Findings, Opinions, Conclusions, and Recommendations 32
8 References 35
9 Signatures of Environmental Professionals 36
10 Qualifications of Environmental Consultants 37

Tables

Table 1 User-Provided Information 10
Table 2 Subject Property, Adjacent Properties, Orphan Listings, and NPL Sites Summary....12
Table 3 Summary of Release Sites Located within 1/10 Mile (Petroleum Hydrocarbons) or 1/3 Mile (Other COCs) and that have Potential to Impact the Subject Property 15
Table 4 Summary of Other Government Records Reviewed....17
Table 5 Summary of Historical Sources Reviewed....18
Table 6 Summary of Historical Uses of Subject Property 18
Table 7 Summary of Historical Uses of Adjacent Properties 19
Table 8 Subject Property Characteristics....21
Table 9 General Subject Property Information....22
Table 10 Current Uses of Adjacent Properties 22
Table 11 Exterior Observations 24
Table 12 Findings, Opinions, Conclusions, and Recommendations 33

Figures

Figure 1 Vicinity....5
Figure 2 Subject Property 6
Figure 3 Adjacent Land Use 23

Photographs

Photographs 1-4 26
Photographs 5-8 27
Photographs 9-12 28
Photographs 13-16 29
Photographs 17-20 30

Appendices

Appendix A Interview and Title Documentation
Appendix B Historical Research Documentation
Appendix C Regulatory Records Database Search

Executive Summary

This report presents the findings of a Phase I Environmental Site Assessment (ESA) for the property located at 4884 North Ventura Avenue in Ventura, California (subject property). The Phase I ESA was performed for the County of Ventura Resources Management Agency Planning Division by Rincon Consultants, Inc. (Rincon). The County of Ventura Resources Management Agency Planning Division has requested this assessment and will use the information for the purpose of determining potential environmental concerns on the subject property. The subject property currently includes a single-family residence and barn, agricultural land, and undeveloped land. It is our understanding that the proposed future use of the subject property includes the development of a farmworker housing complex.

The research completed as part of this Phase I ESA is listed below:

Task	Completed	Date Reviewed	Finding Identified
User-Provided – Title Report	Requested	Not Applicable (N/A)	N/A
User-Provided – Lien Search Report	Requested	N/A	N/A
Interviews – User Questionnaire	Yes	02/09/2025	Yes
User-Provided – Additional Documents	Requested	N/A	N/A
Physical Setting Resources – Topography	Yes	02/05/2025	No
Agency Database Report	Yes	02/05/2025	Yes
Agency File Reviews	Yes	02/05/2025	Yes
Vapor Migration Research	Yes	02/05/2025	No
Historical Research – Aerial Photographs	Yes	02/25/2025	Yes
Historical – Topographic Maps	Yes	02/25/2025	Yes
Historical – Fire Insurance Maps	Yes, none available	N/A	N/A
Historical – City Directories	Yes	02/25/2025	No
Interviews – Owner Questionnaire	Yes	02/07/2025	Yes
Interviews – Other	No	N/A	N/A
Site Reconnaissance	Yes	02/05/2025	Yes

Based on the findings of this Phase I ESA, it is our opinion that there are environmental concerns in connection with the subject property as follows.

Finding	Opinion	Conclusion	Recommendation
Current and former agricultural use of the subject property	According to the historical resources reviewed, the subject property appears to have been used for agricultural purposes as an orchard from approximately 1926 to present. During the site reconnaissance, active orchards were observed on the subject property. Agricultural land use is typically associated with the use of pesticides.	REC	Subsurface investigation in areas planned for ground disturbance
Stored vehicles, equipment, and solid waste, including aboveground storage tanks (ASTs) with unknown contents on the subject property	During the site reconnaissance, various stored vehicles, equipment, machinery, and solid waste were observed in the southwestern corner of the subject property near the barn. Minor soil and concrete staining was observed in these areas. Additionally, two abandoned ASTs were observed within the orchard area on the subject property. Indications of releases were not observed in the vicinity of these features.	Notable Finding	Proper removal and offsite disposal prior to redevelopment Soil Management Plan
Potential asbestos-containing materials (ACM) and lead-based paint (LBP) at the subject property	Based on the age of the onsite structures (constructed as early as 1959), ACM and LBP may be present in building materials at the subject property.	Notable Finding	ACM and LBP survey prior to demolition or renovation of onsite structures
Potential presence of aerially deposited lead (ADL) in shallow soil on the subject property	According to the historical resources reviewed, Highway 33 was constructed adjacent to the west of the subject property by 1941 (originally identified as Route 399). Elevated concentrations of lead may exist in soils along older roadways as a result of ADL from the historical use of leaded gasoline in motor vehicles. Based on the presence of Highway 33 adjacent to the west of the subject property (approximately 220 feet away) during the time period that leaded gasoline was used in motor vehicles (1920s to 1992; California Department of Toxic Substances Control [DTSC] 2016), there is a potential for elevated concentrations of ADL to be present in onsite shallow soil. However, elevated concentrations of lead are typically found in the top 6 inches and within 20 feet of the roadways, with maximum concentrations within approximately 10 feet (DTSC 2016).	Notable Finding	None
Reported per- and polyfluoroalkyl substances (PFAS) in effluent within one mile of the subject property	According to the California Statewide Drinking Water System Quarterly Testing Results online Public Map Viewer (Table 4), perfluorooctanoic acid (PFOA) was detected in Ojai Valley Wastewater Treatment Plant effluent samples collected approximately 0.9 mile from the subject property at concentrations greater than their respective State Water Resources Control Board notification and response levels. However, PFOA and perfluorooctane sulfonic acid (PFOS) were not detected above laboratory reporting limits in Ventura River Water District drinking water wells approximately 7 miles from the subject property. It is unknown if concentrations of PFAS have an impact on water quality with Ventura Water's service area. For information regarding potable water quality provided to the subject property, contact Ventura Water.	Notable Finding	Contact Ventura Water

Finding	Opinion	Conclusion	Recommendation
Nearby release site with no information available	According to the database report, a nearby property at the 5000 block of North Ventura Avenue was listed on a release database. No additional information pertaining to the location or type of release was provided by Environmental Risk Information Services or available on GeoTracker, EnviroStor, or the Ventura County Environmental Health Division online records portal.	Notable Finding	Soil Management Plan
Previous small-quantity releases reported at the subject property	The HAZR Ventura regulatory database indicates that a release of 5-10 gallons of smudge oil due to a standpipe leak occurred onsite in 1990 and a release of two gallons of polychlorinated biphenyl oil from a pole-top transformer occurred onsite in 2011 and was removed by a contractor. However, the locations of these releases are unknown.	De minimis	Soil Management Plan
Deviation from ASTM Standard	The interiors of the onsite residence and residential garage were not observed during the site reconnaissance.	Deviation resulting in possible data gap	Observe interiors of onsite buildings if evidence of hazardous materials use

1 Introduction

This report presents the findings of a Phase I Environmental Site Assessment (ESA) conducted for the property located at 4884 North Ventura Avenue in Ventura, California (subject property; Figure 1). The Phase I ESA was performed by Rincon Consultants, Inc. (Rincon) for the County of Ventura Resources Management Agency Planning Division in general conformance with ASTM International (ASTM) Standard E1527-21, our proposal dated November 6, 2024, and our contract dated January 10, 2025. This report presents our findings and provides our opinion as to the presence of recognized environmental conditions (RECs) on the subject property.

1.1 Subject Property Description

The subject property is located at 4884 North Ventura Avenue and Assessor's Parcel Number (APN) 063-0-110-065, -035, -090, -145 and is located east of North Ventura Avenue in Ventura, Ventura County, California (Figure 2). Additional information regarding subject property conditions observed during site reconnaissance is provided in Section 6.

1.2 General Vicinity Characteristics

The subject property is located in an area that is primarily composed of residential and agricultural land uses.

Figure 1 Vicinity

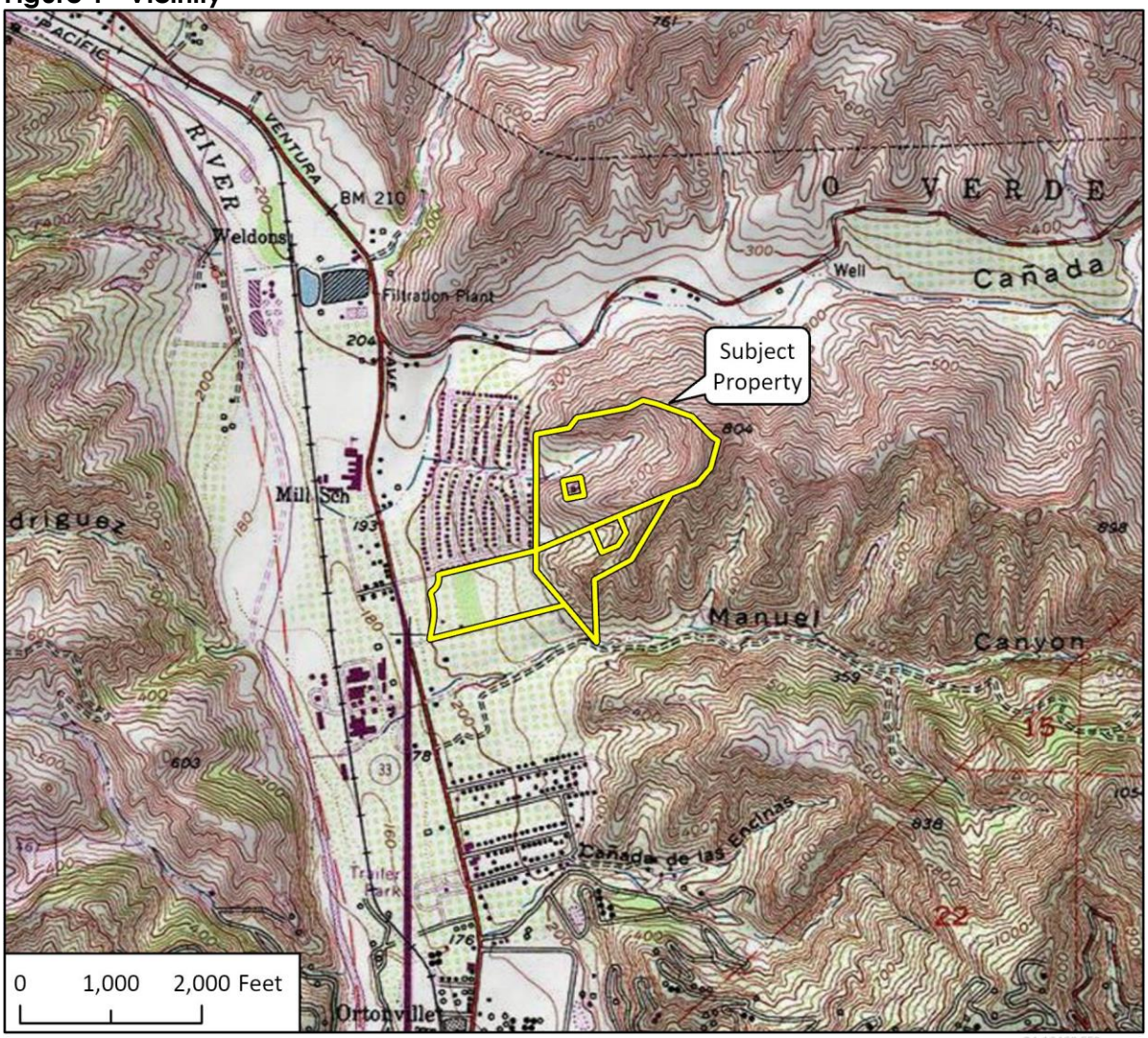

Imagery provided by National Geographic Society, Esri and their licensors © 2025. The topographic representation depicted in this map may not portray all of the features currently found in the vicinity today and/or features depicted in this map may have changed since the original topographic map was assembled.

24-16460 EES
PhlFig 1 Vicinity Map

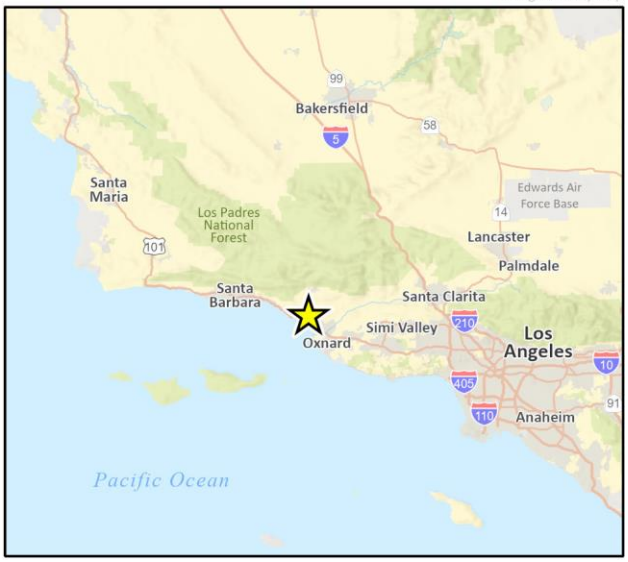

Project Location

N

Figure 2 Subject Property



Imagery provided by Microsoft Bing, Esri, and their licensors © 2025.

24-16460 EES
PhlFig 2 Subject Property Map

1.3 Purpose and Definitions

The County of Ventura Resources Management Agency Planning Division has requested this assessment and will use the information for the purpose of determining potential environmental concerns on the subject property. The purpose of this Phase I ESA was to determine if there are RECs on the subject property, taking into account commonly and reasonably ascertainable information, and to qualify for Landowner Liability Protections under the Brownfields Amendments to the Comprehensive Environmental Response, Compensation, and Liability Act (CERCLA).

A **REC** is defined pursuant to ASTM E1527-21 as, "(1) the presence of hazardous substances or petroleum products in, on, or at the subject property due to a release to the environment; (2) the likely presence of hazardous substances or petroleum products in, on, or at the subject property due to a release or likely release to the environment; or (3) the presence of hazardous substances or petroleum products in, on, or at the subject property under conditions that pose a material threat of a future release to the environment." As stated in ASTM E1527-21, "**likely** is that which is neither certain nor proved, but can be expected or believed by a reasonable observer based on the logic and/or experience of the environmental professional, and/or available evidence, as stated in the report to support the opinions given therein."
A **Controlled REC** is defined pursuant to ASTM E1527-21 as, "recognized environmental condition affecting the subject property that has been addressed to the satisfaction of the applicable regulatory authority or authorities with hazardous substances or petroleum products allowed to remain in place subject to implementation of required controls (for example, activity and use limitations or other property use limitations)."
A **Historical REC** is defined pursuant to ASTM E1527-21 as, "a previous release of hazardous substances or petroleum products affecting the subject property that has been addressed to the satisfaction of the applicable regulatory authority or authorities and meeting unrestricted use criteria established by the applicable regulatory authority or authorities without subjecting the subject property to any controls (for example, activity and use limitations or other property use limitations). A historical recognized environmental condition is not a recognized environmental condition."
A ***de minimis*** condition is defined pursuant to ASTM E1527-21 as, "a condition related to a release that generally does not present a threat to human health or the environment and that generally would not be the subject of an enforcement action if brought to the attention of appropriate governmental agencies. A condition determined to be a de minimis condition is not a recognized environmental condition nor a controlled recognized environmental condition."
A **Property Use Limitation** is defined pursuant to ASTM E1527-21 as, "a limitation or restriction on current or future use of a property in connection with a response to a release, in accordance with the applicable regulatory authority or authorities that allows hazardous substances or petroleum products to remain in place at concentrations exceeding unrestricted use criteria."
A **Significant Data Gap** is defined pursuant to ASTM E1527-21 as, "a data gap that affects the ability of the environmental professional to identify a recognized environmental condition."

1.3.1 Notable Finding

Although not defined by ASTM E1527-21, Rincon utilizes the term *Notable Finding* for potential environmental concerns present at or possibly present at a property that do not specifically fit one of the above ASTM-defined situations, yet may impact current or future use of the subject property.

1.4 Scope of Services

The scope of services conducted during this study is outlined below:

- Performed a reconnaissance of the subject property to identify obvious indicators of the existence of hazardous materials.
- Observed adjacent or nearby properties from public thoroughfares in an attempt to see if such properties are likely to use, store, generate, or dispose of hazardous materials.
- Obtained and reviewed an environmental records database search to obtain information about the potential for hazardous materials to exist at the subject property or at properties located in the vicinity of the subject property.
- Reviewed files for the subject property and immediately adjacent properties as identified in the database report, as applicable.
- Reviewed the current United States Geological Survey (USGS) topographic map to obtain information about the subject property and regional topography and uses of the subject property and surrounding sites.
- Reviewed additional pertinent record sources (e.g., California Geologic Energy Management Division [CalGEM] records, online databases of hazardous substance release sites), as necessary, to identify the presence of RECs at the subject property.
- Reviewed the California State Water Resources Control Board (SWRCB) Statewide Per- and Polyfluoroalkyl Substances (PFAS) Investigation online Public Map Viewer regarding current PFAS orders issued to facilities located in the vicinity of the subject property.
- Reviewed reasonably ascertainable historical resources (e.g., aerial photographs, topographic maps, fire insurance maps, city directories) to assess the historical land use of the subject property and adjacent properties.
- Provided a user interview questionnaire to a representative of County of Ventura Resources Management Agency Planning Division, the user of the Phase I ESA.
- Provided a property owner interview questionnaire to the property owner or a designated subject property representative identified to Rincon by County of Ventura Resources Management Agency Planning Division.
- Conducted interviews with other property representatives (e.g., key site manager, occupants), as applicable.
- Reviewed available County of Ventura Resources Management Agency Planning Division-provided information (e.g., previous environmental reports, title documentation).
- Requested Title Search Information Reports and environmental lien search information from the user of the report.

1.5 User Reliance

The County of Ventura Resources Management Agency Planning Division has requested this assessment and will use the information for the purpose of determining potential environmental concerns on the subject property. This Phase I ESA was prepared for use solely and exclusively by the County of Ventura Resources Management Agency Planning Division. No other use or disclosure is intended or authorized by Rincon. Also, this report is issued with the understanding that it is to be used only in its entirety. It is intended for use only by the County of Ventura Resources Management Agency Planning Division, and no other person or entity may rely upon the report without the express written consent of Rincon.

2 User-Provided Information and Responsibilities

2.1 Review Land Title Records and Judicial Records for Environmental Liens and Activity and Use Limitations

Rincon requested title search information reports from the user of the report. Pursuant to ASTM E1527-21,

> "the title search information reports shall identify environmental covenants, environmental easements, land use covenant and agreements, declaration of environmental land use restrictions, environmental land use controls, environmental use controls, environmental liens, or any other recorded instrument that restricts, affects, or encumbers the title to the subject property due to restrictions or encumbrances associated with the presence of hazardous substances or petroleum products. Title search information reports shall review land title records for documents recorded between 1980 and the present. If judicial records are not reviewed, the title search information report shall include a statement providing that the law or custom in the jurisdiction at issue does not require a search for judicial records in order to identify environmental liens."
>
> As stated in ASTM E1527-21 it is the "user's responsibility to search for environmental liens and activity and land use limitations (AULs)." This is in "addition to the environmental professional's search of institutional control and engineering control registries described in" ASTM E1527-21 Section 8.2.

As of the date of this report, title search information records have not been provided to Rincon.

2.2 User Questionnaire

As described in ASTM E1527-21 Section 6, a User Questionnaire as provided by ASTM E1527-21 Appendix X3 was provided to the County of Ventura Resources Management Agency Planning Division. The purpose of the User Questionnaire is for the user of the Phase I ESA to provide actual knowledge pertaining to the subject property to help identify RECs. Jena Albert, Trustee, Meyerstein Trust, completed the User Questionnaire on February 9, 2025. A copy of the completed questionnaire is included as Appendix A.

Based on our review of the completed questionnaire, the user indicated the information in Table 1.

Table 1 User-Provided Information

Question	Yes	No	Unknown	Comment
Why is the Phase I ESA required or being performed?	–	–	–	To purchase the subject property for farmworker housing
What type of transaction is planned for the subject property?	–	–	–	Purchase/Sale
Did the user's search of recorded land title records (or judicial records, where appropriate), identify any environmental liens filed or recorded against the subject property?	☐	☐	☒	Unknown
Did the user's search of recorded land title records (or judicial records, where appropriate), identify any AULs that are in place at the subject property and/or have been filed or recorded against the subject property under federal, tribal, state, or local law?	☐	☐	☒	Unknown
Is the user aware of specialized environmental knowledge or experience related to the subject property or nearby properties?	☐	☐	☒	Unknown
Is the user aware of any reduction in value of the subject property relative to any known environmental issues?	☐	☒	☐	The user believes the purchase price being paid for the subject property reasonably reflects the fair market value of the property.
Is the user aware of commonly known or reasonably ascertainable information about the subject property that would help Rincon to identify conditions indicative of releases or threatened releases?	☒	☐	☐	Historical agricultural and residential use on subject property
Is the user aware of any obvious indicators that point to the presence or likely presence of releases at the subject property?	☐	☒	☐	None
Is the user aware of any pending, threatened, or past litigation relevant to hazardous substances or petroleum products in, on, or from the subject property?	☐	☒	☐	None
Is the user aware of any pending, threatened, or past administrative proceedings relevant to hazardous substances or petroleum products in, on, or from the subject property?	☐	☒	☐	None
Is the user aware of any notice from any government entity regarding any possible violation of environmental laws or possible liability relating to hazardous substances or petroleum products at the subject property?	☐	☒	☐	None

Based on our review of the completed questionnaire, the user provided additional information pertaining to the subject property that may help identify RECs in connection with the subject property. The user noted that there is potential pesticide/herbicide presence due to historical agricultural operations on the property.

3 Physical Setting and Government Records

3.1 Physical Setting – Topography

The current USGS topographic map (Ventura Quadrangle 2022) indicates that the subject property is situated at elevations ranging from approximately 200 to 740 feet above mean sea level with topography sloping down to the southwest. The adjacent topography also consists of west/southwest-sloping topography towards the Ventura River. A copy of the current USGS topographic map is included in Appendix B (ERIS 2025e).

3.2 Government Record Sources and Agency Records Review

Rincon outsourced with a regulatory database search contractor, Environmental Risk Information Services (ERIS), to obtain records of sites that generate, store, treat, or dispose of hazardous materials and sites for which a hazardous material release incident has occurred. The regulatory database search was conducted for the subject property and included data from surrounding sites within specified radii of the subject property. A copy of the database report, which specifies the ASTM E1527-21 search distance for each public list, is included as Appendix C. As shown on the ERIS database report, federal, state, and county lists were reviewed as part of the research effort. Please refer to Appendix C for a complete listing of sites reported by ERIS and a description of the databases reviewed.

The Map Findings Summary, included in the database report, provides a summary of the databases searched, the number of reported facilities within the search radii, and whether the facility is located onsite or adjacent to the subject property.

As a follow-up to the database search, Rincon reviewed regulatory information for the subject property and nearby listings that were interpreted to have the potential to impact the subject property, based on one or more of the factors listed below:

- Reported distance of the facility from the subject property;
- The nature of the database on which the facility is listed, and/or whether the facility was listed on a database reporting unauthorized releases of hazardous materials, petroleum products, or hazardous wastes;
- Reported case type (e.g., soil only, failed underground storage tank [UST] test only);
- Reported substance released (e.g., chlorinated solvents, gasoline, metals);
- Reported regulatory agency status (e.g., case closed, “no further action”); and,
- Location of the facility with respect to the reported groundwater flow direction (discussed in Section 3.2.2 of this report).

Facilities/properties that were interpreted by Rincon to be of potential environmental concern to the subject property, based on one or more of the factors listed above, are summarized below. In accordance with ASTM E1527-21, contamination migration pathways in soil, groundwater, and soil vapor were considered in our analysis of offsite properties of potential environmental concern.

The following sections include a summary of our review of the database report and the regulatory information obtained from online sources (e.g., SWRCB GeoTracker database, Department of Toxic Substances Control [DTSC] EnviroStor database, local fire department) and/or files requested from the applicable regulatory agency.

3.2.1 Subject Property, Adjacent Properties, Orphan Listings, and National Priorities List Sites Summary

The ERIS database report identified listings for the subject property, adjacent properties, orphan sites, and/or National Priorities List (NPL) sites as summarized below in Table 2.

Table 2 Subject Property, Adjacent Properties, Orphan Listings, and NPL Sites Summary

Site	Listings	Database Reference/Address	Finding Identified	Comment
Subject Property	Yes	ERNS, **CHMIRS**, **HAZR Ventura** (4884 N Ventura Ave.)	Yes	Release of 2 gallons of polychlorinated biphenyl (PCB) oil from pole-top transformer with "only few drops" to the storm drain in 2011. Handled/stored hazardous materials and/or generated hazardous waste; no releases reported.
		Haz Gen, **HAZR Ventura** (Bernard Ranch at 4884 N Ventura Ave.)	Yes	Release of 5-10 gallons of smudge oil due to standpipe leak in 1990, location unknown.
Adjacent Properties	Yes	Northern Adjacent – RCRA Non Gen (Pozzebon Backhoe Service Inc. at 420 Canada Larga Rd.)	No	Generated hazardous waste; no releases reported
		Northwestern Adjacent – Haz Gen (Catherine Douglas at 306 E. Bounds Rd.)	No	Handled/stored hazardous materials and/or generated hazardous waste; no releases reported
		Northwestern Adjacent – HAZR (Ventura at Ventura Ave. & Norway Ave.)	No	Release of 1 gallon of gasoline reported in 1988, location unknown. Not likely to pose a risk due to small quantity.
		Northwestern Adjacent – Haz Gen (Ellen Marshal at 5232 Floral Dr.)	No	Handled/stored hazardous materials and/or generated hazardous waste; no releases reported
		Southern Adjacent – Haznet (Howard Supply Company LLC at 4800 N. Ventura Ave.)	No	Handled/stored hazardous materials and/or generated hazardous waste; no releases reported
		Southern Adjacent – **CalSites**, Envirostor, SCH (Westside Elementary School at 4584 North Ventura Ave.)	Yes	Previous residence and agriculture land, entered into Voluntary Cleanup Agreement with DTSC for proposed elementary school. DTSC determined no further action after Preliminary Endangerment Assessment. Refer to Table 3for more information.
		Southern Adjacent – Haz Gen, HHSS, Hist Tank, IHW Ventura (Graham Ranch at 4850 N. Ventura Ave.)	No	Handled/stored hazardous materials and/or generated hazardous waste; no releases reported Reported two 125-gallon farm motor vehicle fuel tanks on property in 1988; no releases reported

Site	Listings	Database Reference/Address	Finding Identified	Comment
		Southwest Adjacent – **CalSites**, **CERCLIS**, **Cleanup Sites**, Delisted County, Emissions, Envirostor, **HAZR Ventura**, HHSS, Hist Tank, **HLUFT Ventura**, **LUST**, RCRA Non Gen, **SEMS**, UST, UST Inactive Ventura, UST SWEEPS, **VCP** (Palm Road LLC and USA Petrochem at 4777 Crooked Palm Rd.)	Yes	Previous agricultural chemical plant from at least 1953 to 1970s. A petroleum refinery was constructed around 1975 and processing ceased in 1984. Refer to Table 3 for more information.
		Western Adjacent – **Cleanup Sites** (Tri-State Oil Co. at 4704 Crooked Palm Rd.)	Yes	Refer to Table 3 for more information.
		Western Adjacent – CERS Haz, Cupa Ventura, IHW Ventura (AT&T Mobility – Foster Park 5017 Crooked Palm Rd.)	No	Handled/stored hazardous materials and/or generated hazardous waste; no releases reported
Orphan Listings	No	N/A	No	N/A
NPL Sites	No	N/A	No	N/A

Notes: Site names/addresses are listed as reported by ERIS.

Listed regulatory database abbreviations are defined in Appendix C.

Bold – Release database

Findings are discussed in more detail in Table 3.

3.2.2 Nearby Release Sites within 1/3 Mile

Database Summary

In addition to the adjacent listed sites described above, the database search identified nine release sites within 1/3 mile of the subject property. Regulatory agency files reviewed for the nearby release sites identified within 1/10 mile and that have potential to impact the subject property are further discussed in Table 3.

Agency Records

Agency records for the nearby release sites that were identified with the potential to impact the subject property were reviewed online at GeoTracker/EnviroStor, and are summarized in Table 3.

In addition, Rincon reviewed the database report and online resources to identify nearby known or suspect contaminated sites that have the potential for contaminated vapor originating from the nearby sites to migrate beneath the subject property. Based on ASTM E2600-15, *Standard Guide for Vapor Encroachment Screening on Property Involved in Real Estate Transactions*, the following search distances were used to determine if contaminated soil vapors from a nearby known or suspect contaminated site have the potential to be migrating beneath the subject property:

- Recommended minimum search distance for nearby known or suspect contaminated sites:
  - Petroleum hydrocarbons – 1/10 mile (528 feet)
  - Other COCs – 1/3 mile (1,760 feet)

- Critical distance for vapor intrusion concern at the subject property based on the presence of contaminated soil, soil vapor, and/or groundwater plumes:
  - Petroleum hydrocarbons – 30 feet
  - Other COCs – 100 feet

Summaries of sites considered to be a potential vapor intrusion concern to the subject property are included in Table 3.

Table 3 Summary of Release Sites Located within 1/10 Mile (Petroleum Hydrocarbons) or 1/3 Mile (Other COCs) and that have Potential to Impact the Subject Property

Site Name/ Address	Listed Regulatory Databases	Case Status	Soil/ Soil Vapor/ Groundwater Impacts and COCs	Depth to Groundwater/ Groundwater Flow Direction	Release Distance and Direction from Subject Property	Potential Vapor Intrusion Concern	Potential Impacts to Soil, Soil Vapor, and/or Groundwater at the Subject Property
Westside Elementary School 4584 N. Ventura Ave.	**CalSites**, Envirostor, SCH	No Further Action (7/27/2001)	Soil – Metals, organochlorine pesticides Soil vapor – none Groundwater – unknown	18 – 32 feet below grade (1998)	Approx. 600 feet south	No	No, based on distance to the subject property.
Palm Road LLC and USA Petrochem 4777 Crooked Palm Rd.	**CalSites**, **CERCLIS**, **Cleanup Sites**, Delisted County, Emissions, Envirostor, **HAZR Ventura**, HHSS, Hist Tank, **HLUFT** Ventura, **LUST**, RCRA Non Gen, **SEMS**, UST, UST Inactive Ventura, UST SWEEPS, **VCP**	Voluntary Agreement Program case – land use restrictions as of 11/25/2024 3 LUST cases – closed (1991, 2012) 3 Cleanup program cases – closed (2009, 2010, 2012)	Groundwater and soil – Metals, TPHg, TPHd, VOCs, SVOCs, PCBs Soil Vapor – VOCs, TPHg	8 – 18 feet, southwest (2010)	Approx. 400 feet west	No	No, based on groundwater flow direction and distance to the subject property.
Tri State Oil Co. 4704/4705 Crooked Palm Rd	**Cleanup Sites, LUST**	LUST case – closed (10/17/1995) Cleanup Program case – closed (10/21/1996)	Groundwater – TPHg, TPHd, TPHmo Soil and soil vapor – unknown	Unknown	Unknown (site is approx. 400 feet west)	No	No, based on distance to the subject property. Likely investigated concurrently with USA Petrochem cases (see above).
5000 Block Ventura Ave.	**HAZR Ventura**	Unknown	Unknown	Unknown	Unknown	Yes	Yes, based on lack of information available.

Site Name/ Address	Listed Regulatory Databases	Case Status	Soil/ Soil Vapor/ Groundwater Impacts and COCs	Depth to Groundwater/ Groundwater Flow Direction	Release Distance and Direction from Subject Property	Potential Vapor Intrusion Concern	Potential Impacts to Soil, Soil Vapor, and/or Groundwater at the Subject Property
Coil Tubing and Nitrogen / Camco / Carters Sandblasting 5100 N. Ventura Ave.	**CalSites**, **CERCLIS**, CERCLIS NFRAP, **Cleanup Sites**, Delisted Cleanup, Delisted County, Emissions, **Envirostor**, IHW Ventura, RCRA Non Gen, SEMS Archive, Waste Discharge	Historical Cleanup Program case – no further action (11/18/1997) Cleanup Program case – open, inactive (1/29/2015)	Unknown	Unknown	Unknown (site is approx. 580 feet northwest)	No	No, based on distance to the subject property.

Site names/addresses are listed as reported by ERIS
Listed regulatory database abbreviations are defined in Appendix C
Bold – Release database
bgs – Below ground surface
COC – Contaminant of concern
PCBs – Polychlorinated biphenyls
SVOC – Semi-volatile organic compound
TPHg – Total petroleum hydrocarbons as gasoline
TPHd – Total petroleum hydrocarbons as diesel
TPHmo – Total petroleum hydrocarbons as motor oil
TPH – Total petroleum hydrocarbons
VOC – Volatile organic compound

3.3 Review of Other Government Records

County, oil well/field, hazardous material pipeline, and/or PFAS records reviewed for the subject property are summarized below in Table 4.

Table 4 Summary of Other Government Records Reviewed

Source	Database Name	Finding Identified	Comments
County of Ventura	County of Ventura Environmental Health Division (EHD) Online Records (EHD 2025)	Yes	Records were reviewed on the EHD online database on January 28, 2025, and included records for a two-gallon petroleum PCB release from a pole-top transformer on September 23, 2011 at the subject property. The subject property was not listed on any other online EHD databases.
California Geologic Energy Management Division (CalGEM)	Well Finder (CalGEM 2025)	No	The southern portion of the subject property is located within the Ventura oil and gas field; however, no oil wells are located on the subject property or adjacent properties, or within 0.25 mile of the subject property.
United States Department of Transportation (USDOT)	National Pipeline Mapping System (NPMS) Public Map Viewer (USDOT 2025)	No	No natural gas transmission pipelines or hazardous liquid pipelines are located on the subject property or adjacent properties. Additionally, no pipeline-related accidents or incidents are mapped within 0.25 mile of the subject property.
State Water Resources Control Board (SWRCB)	California PFAS Investigations (SWRCB 2025b)	No	There are no current airport, chrome plating, DoD, landfill, publicly owned treatment works facilities, or bulk fuel storage terminals and refineries with PFAS orders listed as located within 0.5 mile of the subject property.
SWRCB	GeoTracker PFAS Map (SWRCB 2025c)	Yes	Perfluorooctanoic acid (PFOA) was detected in Ojai Valley Wastewater Treatment Plant effluent located approximately 0.9 mile northwest of the subject property on December 7, 2021. The effluent contained PFOA at concentrations greater than SWRCB notification and response levels. PFOA and perfluorooctane sulfonic acid (PFOS) were not detected above laboratory reporting limits in the Ventura River Water District drinking water wells located approximately 7 miles northwest of the subject property on October 15, 2019.

4 Historical Records

4.1 Methodology

The historical records review completed for this Phase I ESA includes the sources detailed in Table 5 and the following sections. Copies of the historical resources reviewed are included in Appendix B. The following sections provide summaries of the historical use information available for the subject property and adjacent properties.

Table 5 Summary of Historical Sources Reviewed

Historical Source	Historical Source Years Reviewed	Date Reviewed
Aerial Photographs (ERIS)	1926, 1938, 1947, 1959, 1967, 1970, 1980, 1984, 1994, 2003, 2004, 2005, 2009, 2010, 2012, 2014, 2016, 2018, 2020, 2022	February 25, 2025
City Directories (ERIS)	1926, 1930, 1934, 1938, 1941-42, 1946, 1948-1949, 1952, 1956, 1959, 1962, 1966, 1972, 1975, 1980, 1985, 1991, 1996, 2001, 2003, 2006, 2008, 2012, 2016, 2020, 2023	February 25, 2025
Sanborn Fire Insurance Maps (ERIS)	None available	Not Applicable (N/A)
Topographic Maps (ERIS)	1904, 1941, 1951, 1967, 2015, 2018, 2022	February 25, 2025
Building Permit Records	Not reviewed due to sufficient information from other historical sources	N/A
Other Historical Sources	Not reviewed due to sufficient information from other historical sources	N/A

4.2 Summary of Subject Property Historical Uses

A summary of the historical uses of the subject property is provided in Table 6.

Table 6 Summary of Historical Uses of Subject Property

Land Use	Earliest Use Date	Comments
Undeveloped / Vacant	1904	Undeveloped/vacant land
Agricultural/ Vacant	1926	**Orchards** in the southwestern portion, remainder is undeveloped/vacant land
Agricultural/ Residential	1959	**Orchards** in the southwestern portion, at least two residential/agricultural buildings in the southwestern corner, one water tank in the northern portion (three tanks by 1967, all three tanks removed by 2004), remainder is undeveloped/vacant land

Notes: Site names/addresses are listed as reported by the source

Bold listings indicate land uses with the potential to impact the subject property

4.3 Summary of Adjacent Properties Historical Uses

A summary of the historical uses of adjacent properties is provided in Table 7.

Table 7 Summary of Historical Uses of Adjacent Properties

Adjacent Property Direction	Land Use	Earliest Use Date	Comments
Northwest	Undeveloped / Vacant	1904	Undeveloped/vacant land, two residential/agricultural buildings west of orchards
	Agricultural	1926	Orchards, at least two residential/agricultural buildings west of orchards, two water tanks east of orchards
	Agricultural	1938	Orchards, at least three residential/agricultural buildings west of orchards (intermittent stream recorded in 1951 through orchards), two water tanks east of orchards
	Residential	1959	Residential housing tract and two water tanks east of development
	Residential	1967	Residential housing tract
North	Undeveloped / Vacant	1904	Undeveloped/vacant land
East	Undeveloped / Vacant	1904	Undeveloped/vacant land
South	Undeveloped / Vacant	1904	Undeveloped/vacant land with intermittent stream
	Agricultural	1926	Orchards, one residential/agricultural building west of the orchards, southern intermittent stream; additional building by 1938
	Residential / Vacant	2012	Two residential/commercial buildings west of vacant land, southern intermittent stream
West[1]	Residential	1904	A few residential buildings, light duty road
	Agricultural / Residential	1926	Orchards west of light duty road, a few residential/agricultural buildings
	Agricultural / Residential	1941	Orchards, multiple residential/agricultural buildings, and **Highway 399**; additional buildings by 1951
	Agricultural / Industrial	1959	**Chemical manufacturing facility** (4777 Crooked Palm Road), orchards, residential/agricultural buildings, and **Highway 399** (became **Highway 33** by 1967)
	Residential / Industrial	1975	**Industrial oil facility** (4777 Crooked Palm Road), residential/industrial buildings, and **Highway 33**
	Residential	2016	Residences, **Highway 33**
Central	Undeveloped / Vacant	1904	Undeveloped/vacant land
	Industrial	2003	One water tank with access road

Notes: Site names/addresses are listed as reported by the source

Bold listings indicate land uses with the potential to impact the subject property

[1] - Western adjacent properties are only partially depicted in aerial photographs

4.4 Gaps in Historical Sources

Two gaps of greater than 5 years were identified in the historical records reviewed, from 1904 to 1926 and from 1985 to 1991. These gaps are considered insignificant because the subject property use appears to be similar prior to and following the gaps.

5 Interviews

Rincon performed interviews regarding the subject property and surrounding areas. The purpose of the interviews was to discuss current and historical conditions and to obtain information indicating the presence of RECs in connection with the subject property.

Owner/Site Manager	Jena Meyerstein, trustee with Meyerstein Trust, completed the Owner Questionnaire on February 7, 2025. A copy of the completed questionnaire is included in Appendix A. The property owner presented the following information regarding hazardous material and petroleum hydrocarbon storage and waste generation at the subject property/nearby properties. ▪ Potential presence of pesticides / herbicides due to crop management (orchards) on the subject property The property owner indicated that they are unaware of the presence of industrial drums, storage tanks (above or below ground), fill dirt, pits, ponds, lagoons, sumps, clarifiers, solvent degreasers, stained soil, vent pipes, fill pipes, or access ways, stained surfaces, private wells, non-public water systems, transformers, capacitors, or hydraulic equipment, or records indicating the presence of PCBs at the subject property. The property owner indicated that they are not aware of any pending, threatened, or past litigation or administrative proceedings relevant to hazardous substances or petroleum products in, on, or from the subject property. In addition, they are not aware of any notice from any government entity regarding any possible violation of environmental laws or possible liability relating to hazardous substances or petroleum products at the subject property.
Occupants	The property manager, Tim (surname unknown), was interviewed during the February 19, 2025 site reconnaissance. Information provided during this interview is summarized in Section 6.
Local Government Officials	Rincon contacted local government officials (i.e., regulatory agencies) for records pertaining to the subject property and/or adjacent properties as summarized in Section 3.2.1.
Others	Rincon did not attempt to interview neighboring property owners or others as part of this Phase I ESA.

6 Site Reconnaissance

Rincon performed a reconnaissance of the subject property on February 19, 2025 accompanied by Tim (surname unknown), property manager. The purpose of the reconnaissance was to observe existing subject property conditions and to obtain information indicating the presence of RECs in connection with the subject property.

6.1 Methodology and Limiting Conditions

The site reconnaissance was conducted by:

1. Observing the subject property from public thoroughfares,
2. Observing the adjacent properties from public thoroughfares,
3. Walking the subject property,
4. Observing the exterior of the structures,
5. Backtracking to correlate exterior features with interior features, as necessary, and
6. Observing the subject property from nearby roads and paths.

Because of the large size of the subject property and the undeveloped nature of some portions, the northern and eastern portions of the subject property were viewed generally from adjacent roads. Our observation of the subject property was limited to the exterior of the onsite residential buildings; only the interior of the barn was accessed.

6.2 General Subject Property Information

Table 8 summarizes information pertaining to the subject property.

Table 8 Subject Property Characteristics

Property Characteristic	Description
Subject Property Address(es)	4884 North Ventura Avenue, Ventura, California
Historical Subject Property Address(es)	N/A
Assessor's Parcel Number(s)/Acreage	063-0-110-065, -035, -090, -145/ 83 acres
Subterranean Features	N/A
Current Subject Property Use	Residential and agricultural (orchard)
Current Owner of Subject Property	Meyerstein Trust
Current Tenant(s) of Subject Property	Security and residents

Table 9 provides a summary of descriptions of structures, roads, and other improvements on the subject property.

Table 9 General Subject Property Information

Current Use of the Subject Property/ Adjacent Properties	The subject property is currently in use as a single-family residence and an avocado orchard. A majority of the subject property is undeveloped land. Adjacent properties include residences and vacant/undeveloped land.
Past Use of the Subject Property/ Adjacent Properties	Based on the site reconnaissance, past uses of the subject property and adjacent properties are not readily apparent.
Past Uses in the Surrounding Areas	Past uses of the surrounding area are not readily apparent based on the site reconnaissance.
Onsite Structures and Other Improvements	One residential building, barn, corral, and sheds/storage containers are located in the southwestern corner of the property. A chain-link fence was noted to partially surround the vicinity of the buildings in the southwestern corner of the property.
Roads	A few unpaved roads are located on the subject property. Access to the subject property is available from a driveway on North Ventura Avenue.
Potable Water Supply	Ventura Water currently supplies potable water to the subject property.
Sewage Disposal System	The subject property is connected to the Ventura Water sewer system or a private septic system.
Stormwater Runoff	Surface water runoff was not apparent at the subject property as it is unpaved, although likely moves toward North Ventura Avenue in accordance with subject property topography.

6.3 Current Adjacent Land Uses

The current adjacent land uses are described in Table 10 and depicted on Figure 3.

Table 10 Current Uses of Adjacent Properties

Area	Use
Northwestern Properties	Residential
Northern Properties	Undeveloped/vacant land
Eastern Properties	Undeveloped/vacant land
Southern Properties	Residential
Western Properties	North Ventura Avenue, Norway Drive, a residence, and Highway 33 followed by Crooked Palm Road and vacant land
Central Properties	One water reservoir with access road

Figure 3 Adjacent Land Use



Imagery provided by Microsoft Bing and its licensors © 2025.

24-16460 EES
PhIFig 3 Adj Land Use Map

6.4 Site Reconnaissance Observations

Table 11 provides details regarding the exterior observations noted during the site reconnaissance. Photographs 1 through 20 are shown below.

Table 11 Exterior Observations

Item	Observed	Photograph Number	Description
Hazardous Substances and Petroleum Products in Connection with Identified Uses	Yes	5, 8, 9	Outside Barn – Smudge pot (appears to be used as an outdoor heater), discarded pressurized cylinders Main Barn – 5-gallon container of gasoline, multiple 1- and 5-gallon paint cans Rincon did not observe indications of releases from these containers.
Aboveground or Underground Storage Tanks	Yes	6, 7	Orchard – One trailer-mounted approximately 1,000-gallon aboveground storage tank (AST) of unknown contents Orchard – One approximately 250-gallon AST of unknown contents resting on the ground The tanks were rusted and appeared in poor condition; however, indications of release were not observed.
Odors	No	Not Applicable (N/A)	None noted
Pools of Liquid	No	N/A	None observed
Drums	No	N/A	None observed
Hazardous Substances and Petroleum Products Containers Not in Connection with Identified Uses	No	N/A	None observed
Unidentified Substance Containers	No	N/A	None observed
Potential Indications of PCBs	Yes	5, 10	Pole-Mounted Transformers – Along northwestern subject property boundary There was no indication of a release in the vicinity of the transformers. Outside Barn – One hydraulic-operated forklift and tractor Soil beneath equipment was unable to be observed for indications of release
Heating/Cooling Systems	No	N/A	None observed
Stains or Corrosion	No	N/A	None observed
Drains, Clarifiers, and Sumps	No	N/A	None observed
Degreasers/Parts Washers	No	N/A	None observed
Pits, Ponds, and Lagoons	No	N/A	None observed

Item	Observed	Photograph Number	Description
Stained Soil or Stained Pavement	Yes	11	Minor soil and concrete staining near motorized equipment and garages/barn from stored vehicles/equipment
Stressed Vegetation	No	N/A	None observed
Solid Waste/Debris	Yes	12, 13, 14	Barn and Storage Yard – Agricultural and mechanical debris, including old vehicles/automotive parts, tires, machinery, a discarded oil pump jack, and two discarded Gasboy fuel dispensers
Wastewater	No	N/A	None observed
Wells	Yes	15	Irrigation groundwater well along western boundary of subject property
Septic Systems/Effluent Disposal Systems	Yes	16	Potential septic system near on-site residence
Soil Piles	No	N/A	None observed
Fill Material	No	N/A	None observed

Photographs 1-4



Photograph 1. Undeveloped/vacant land on the subject property, facing east



Photograph 2. Orchard on the subject property, facing east



Photograph 3. Residence on the subject property, facing north



Photograph 4. Barn and storage yard on the subject property, facing southwest

Photographs 5-8



Photograph 5. Smudge pot and forklift, facing northwest



Photograph 6. Trailer-mounted storage tank of unknown contents in an orchard, facing north



Photograph 7. Aboveground storage tank of unknown contents in an orchard, facing northwest



Photograph 8. Gasoline container in barn

Photographs 9-12



Photograph 9. Paint cans on barn shelving



Photograph 10. Pole-mounted transformers along Floral Dr, facing southeast



Photograph 11. Stained concrete below equipment in garage



Photograph 12. Debris near barn, facing east

Photographs 13-16



Photograph 13. Mechanical debris in vicinity of barn, facing southeast



Photograph 14. Discarded fuel dispensers in vicinity of barn, facing northwest



Photograph 15. Irrigation groundwater well along west boundary, facing northeast



Photograph 16. Potential septic system for on-site residence, facing northeast

Photographs 17-20



Photograph 17. Eastern adjacent undeveloped land, facing south



Photograph 18. Southern adjacent residential property, facing northeast



Photograph 19. Western adjacent property (former oil refinery), facing southwest



Photograph 20. Central adjacent water reservoir, facing southeast

7 Evaluation

Rincon has performed a Phase I ESA in conformance with the scope and limitations of ASTM Practice E1527-21 for the Ventura Ranch Farmworker Housing Complex property located at 4884 North Ventura Avenue in Ventura, California. Any exceptions to, or deletions from, this practice are described in Section 7.2 of this report.

7.1 Significant Assumptions, Limitations, Deviations, Exceptions, Special Terms, and Conditions

This work is intended to adhere to good commercial, customary, and generally accepted environmental investigation practices for similar investigations conducted at this time and in this geographic area. No guarantee or warranties, expressed or implied, are provided. The findings and opinions conveyed in this report are based on findings derived from a site reconnaissance, review of an environmental database report, specified regulatory records and historical sources, and comments made by interviewees. This report is not intended as a comprehensive site characterization and should not be construed as such. Standard data sources relied upon during the completion of Phase I ESAs may vary with regard to accuracy and completeness. Although Rincon believes the data sources are reasonably reliable, Rincon cannot and does not guarantee the authenticity or reliability of the data sources it has used. Additionally, pursuant to our contract, the data sources reviewed included only those that are practically reviewable without the need for extraordinary research.

Rincon has not found evidence that hazardous materials or petroleum products exist at the subject property at levels likely to warrant mitigation. Rincon does not under any circumstances warrant or guarantee that not finding evidence of hazardous materials or petroleum products means that hazardous materials or petroleum products do not exist on the subject property. Additional research, including surface or subsurface sampling and analysis, can reduce the County of Ventura Resources Management Agency Planning Division's risks, but no techniques commonly employed can eliminate these risks altogether.

In addition, pursuant to ASTM E1527-21 practice, our scope of services did not include any inquiries with respect to asbestos-containing building materials unrelated to releases into the environment; biological agents; cultural and historic resources; ecological resources; endangered species; health and safety; indoor air quality unrelated to releases of hazardous substances or petroleum products into the environment; industrial hygiene; lead-based paint unrelated to releases into the environment; lead in drinking water; mold or microbial growth conditions; polychlorinated biphenyl (PCB)-containing building materials (e.g., interior fluorescent light ballasts, paint, and caulk); naturally-occurring radon; regulatory compliance; substances not defined as hazardous substances (including some substances sometimes generally referred to as emerging contaminants) unless or until such substances are classified as a CERCLA hazardous substance; and wetlands.

7.2 ASTM Deviations

Deviations from ASTM E1527-21 practice were not encountered during the completion of this Phase I ESA. An environmental lien search was not completed as part of this assessment; however, one was requested from the user.

7.3 Significant Data Gaps

No significant data gaps were identified during the preparation of this report.

Deviations that could result in data gaps were identified during the preparation of this report:

- Inability to inspect the interior of the onsite residence and residential garage

This deviation is not considered a significant data gap.

7.4 Findings, Opinions, Conclusions, and Recommendations

This assessment has revealed environmental concerns in connection with the subject property, including a REC associated with the current and former agricultural use of the subject property, and Notable Findings associated with stored equipment and ASTs, potential asbestos-containing materials (ACM) and lead-based paint (LBP), the adjacent highway, PFAS reported in nearby effluent, and a nearby release site with no information available. To evaluate the potential impact to the subject property in connection with the REC and Notable Findings identified, we recommend conducting a subsurface investigation in areas planned for ground disturbance, preparing a Soil Management Plan, conducting an ACM and LBP survey, and proper removal and offsite disposal of the stored equipment and ASTs.

The findings, opinions, conclusions, and recommendations of this Phase I ESA are detailed in Table 12.

Table 12 Findings, Opinions, Conclusions, and Recommendations

Finding	Opinion	Conclusion	Recommendation
Current and former agricultural use of the subject property	According to the historical resources reviewed, the subject property appears to have been used for agricultural purposes as an orchard from approximately 1926 to present. During the site reconnaissance, active orchards were observed on the subject property. Agricultural land use is typically associated with the use of pesticides.	REC	Subsurface investigation in areas planned for ground disturbance
Stored vehicles, equipment, and solid waste, including ASTs with unknown contents on the subject property	During the site reconnaissance, various stored vehicles, equipment, machinery, and solid waste were observed in the southwestern corner of the subject property near the barn. Minor soil and concrete staining was observed in these areas. Additionally, two abandoned ASTs were observed within the orchard area on the subject property. Indications of releases were not observed in the vicinity of these features.	Notable Finding	Proper removal and offsite disposal prior to redevelopment Soil Management Plan
Potential asbestos-containing materials (ACM) and lead-based paint (LBP) at the subject property	Based on the age of the onsite structures (constructed as early as 1959), ACM and LBP may be present in building materials at the subject property.	Notable Finding	ACM and LBP survey prior to demolition or renovation of onsite structures
Potential presence of aerially deposited lead (ADL) in shallow soil on the subject property	According to the historical resources reviewed, Highway 33 was constructed adjacent to the west of the subject property by 1941 (originally identified as Route 399). Elevated concentrations of lead may exist in soils along older roadways as a result of ADL from the historical use of leaded gasoline in motor vehicles. Based on the presence of Highway 33 adjacent to the west of the subject property (approximately 220 feet away) during the time period that leaded gasoline was used in motor vehicles (1920s to 1992; DTSC 2016), there is a potential for elevated concentrations of ADL to be present in onsite shallow soil. However, elevated concentrations of lead are typically found in the top 6 inches and within 20 feet of the roadways, with maximum concentrations within approximately 10 feet (DTSC 2016).	Notable Finding	None
Reported PFAS in effluent within one mile of the subject property	According to the California Statewide Drinking Water System Quarterly Testing Results online Public Map Viewer (Table 4), PFOA was detected in Ojai Valley Wastewater Treatment Plant effluent samples collected approximately 0.9 mile from the subject property at concentrations greater than their respective SWRCB notification and response levels. However, PFOA and PFOS were not detected above laboratory reporting limits in Ventura River Water District drinking water wells approximately 7 miles from the subject property. It is unknown if concentrations of PFAS have an impact on water quality with Ventura Water's service area. For information regarding potable water quality provided to the subject property, contact Ventura Water.	Notable Finding	Contact Ventura Water
Nearby release site with no information available	According to the database report, a nearby property at the 5000 block of North Ventura Avenue was listed on a release database. No additional information pertaining to the location or type of release was provided by ERIS or available on GeoTracker, EnviroStor, or the EHD online records portal.	Notable Finding	Soil Management Plan

Finding	Opinion	Conclusion	Recommendation
Previous small-quantity releases reported at the subject property	The HAZR Ventura regulatory database indicates that a release of 5-10 gallons of smudge oil due to a standpipe leak occurred onsite in 1990 and a release of two gallons of PCB oil from a pole-top transformer occurred onsite in 2011 and was removed by a contractor. However, the locations of these releases are unknown.	De minimis	Soil Management Plan
Deviation from ASTM Standard	The interiors of the onsite residence and residential garage were not observed during the site reconnaissance.	Deviation resulting in possible data gap	Observe interiors of onsite buildings if evidence of hazardous materials use

8 References

California Department of Conservation, Geologic Energy Management Division (CalGEM). 2025. "Well Finder." https://www.conservation.ca.gov/calgem/Pages/WellFinder.aspx (accessed January 29, 2025).

California Department of Toxic Substances Control (DTSC). 2025. "EnviroStor." https://www.envirostor.dtsc.ca.gov/public/ (accessed February 10, 2025).

California State Water Resources Control Board (SWRCB). 2025a. "GeoTracker." https://geotracker.waterboards.ca.gov/ (accessed January 29, 2025).

_____. 2025b. "California PFAS Investigations." https://www.waterboards.ca.gov/pfas/ (accessed January 29, 2025).

_____. 2025c. "GeoTracker PFAS Map." https://geotracker.waterboards.ca.gov/map/pfas_map (accessed January 29, 2025).

Environmental Risk Information Services. 2025a. Aerial Photographs. January 30.

_____. 2025b. City Directory Report. January 31.

_____. 2025c. Fire Insurance Map Report. January 29.

_____. 2025d. Radius Map Report. January 29.

_____. 2025e. Topographic Maps. January 29.

United States Department of Transportation (USDOT). 2025. "National Pipeline Mapping System (NPMS) Public Map Viewer." Pipeline and Hazardous Materials Safety Administration (PHMSA). https://www.npms.phmsa.dot.gov/PublicViewer/ (accessed January 29, 2025).

Ventura County Environmental Health Division (EHD). 2025. "Online Records." https://vcrma.org/divisions/environmental-health/online-records/ (accessed January 29, 2025).

9 Signatures of Environmental Professionals

The qualified environmental professionals that are responsible for preparing the report include Andy Nelson and Savanna Vrevich. Their qualifications are summarized in the following section.

"We declare that, to the best of our professional knowledge and belief, we meet the definition of Environmental Professional as defined in 312.10 of 40 CFR 312. We have the specific qualifications based on education, training, and experience to assess a property of the nature, history, and setting of the subject property. We have developed and performed the all appropriate inquiries in conformance with the standards and practices set forth in 40 CFR Part 312."

Signature	Date
Andy Nelson, PG	Director
Name	Title

Signature	Date
Savanna Vrevich	Environmental Scientist
Name	Title

10 Qualifications of Environmental Consultants

The environmental consultants responsible for conducting this Phase I ESA and preparing the report include the individuals listed below, along with a summary of their qualifications.

Environmental Professional Qualifications	X2.1.1 (2) (i) - Professional Engineer or Professional Geologist License or Registration, and 3 years of full-time relevant experience	X2.1.1 (2) (ii) - Licensed or certified by the Federal Government, State, Tribe, or U.S. Territory to perform environmental inquiries	X2.1.1 (2) (iii) – Baccalaureate or Higher Degree from and accredited institution of higher education in a discipline of engineering or science and the equivalent of 5 years of full-time relevant experience	X2.1.1 (2) (iii) – Equivalent of 10 years of full-time relevant experience
Andy Nelson	PG		BS Geology	24 years
Savanna Vrevich			BS Environmental Studies	9 years
Landon Lujan			BS Environmental Earth and Soil Science	3 years

Andy Nelson, PG, is a Senior Geologist and Director of Assessment and Remediation with Rincon Consultants. He holds a Bachelor of Science degree in Geology from the University of California at Santa Barbara and a California Professional Geologist license. Mr. Nelson's responsibilities at Rincon include oversight and implementation of Rincon's assessment and remediation division in addition to providing technical guidance while acting as an advisor on environmental issues. Mr. Nelson has experience conducting Phase I ESAs as well as assessment and remediation of commercial and industrial properties.

Savanna Vrevich is an Environmental Scientist with Rincon Consultants. She holds a Bachelor of Science degree in Environmental Studies from the University of California, Santa Barbara. Ms. Vrevich has experience in working on large-scale, multi-site projects for developers, banks, regulatory agencies, and other public and private clients. Ms. Vrevich's responsibilities at Rincon include management and implementation of Phase I ESAs, Phase II ESAs, Caltrans Initial Site Assessments, and preparation of other environmental reports for a variety of commercial, rural, and industrial properties.

Landon Lujan is an Environmental Scientist with Rincon Consultants. He holds a Bachelor of Science degree in Environmental Earth and Soil Sciences from the California Polytechnic State University of San Luis Obispo. Mr. Lujan's responsibilities at Rincon include implementation of Phase I and Phase II Environmental Site Assessments, sampling of soil, groundwater, surface water, and air, as well as preparation and analysis of data and reports for a variety of commercial, rural, and industrial clients.

Appendix I

Wildfire Evacuation Study

DRAFT

Wildfire Evacuation Study

Ventura Ranch Farmworker Housing Project

JUNE 2025

Prepared for:

VENTURA RANCH PARTNERS LLC
P.O. Box 6045
Oxnard, California 93030

Prepared by:

DUDEK

605 Third Street
Encinitas, California 92024
Contact: Michael Huff

Table of Contents

SECTION **PAGE NO.**

Acronyms and Abbreviations iv

Executive Summary 6

1 Introduction 8
- 1.1 Project Description 8
- 1.2 Applicable Regulations, Standards, and Planning Tools 12
  - 1.2.1 Federal 12
  - 1.2.2 State 12
  - 1.2.3 Regional and Local 15

2 Local and Regional Evacuation Planning 17
- 2.1 County Emergency Operations Procedures 17
- 2.2 Evacuation Objectives 19
- 2.3 Evacuation Coordination Process 20
- 2.4 Evacuation Response Operations 20
  - 2.4.1 Emergency Communications 21
  - 2.4.2 Evacuation Points and Shelters 22
  - 2.4.3 Pet Evacuations 22
  - 2.4.4 Shelter-in-Place 23

3 Ventura Ranch Farmworker Housing Project Evacuation Procedures 25
- 3.1 Ventura Ranch Farmworker Housing Project Evacuation 25
  - 3.1.1 Evacuation of Special Populations and Individuals with Access and Functional Needs 26
  - 3.1.2 Animal Evacuations 27
  - 3.1.3 Re-entry Procedures 27
- 3.2 Civilian and Firefighter Evacuation Contingency 28
  - 3.2.1 Safety Zones 28
  - 3.2.2 Temporary Firefighter Refuge Areas 29
- 3.3 PACE Planning for Evacuation 30

4 Evacuation Road Network 34
- 4.1 CEQA Significance Standards 34
- 4.2 Wildfire Evacuation 34
- 4.3 Evacuation Modeling 38
  - 4.3.1 Evacuation Modeling Methodology, Assumptions, and Scenarios 38
  - 4.3.2 Modeling Results 44

4.4 Potential for Project Evacuation Impacts 46
4.4.1 Efficacy of Modern Code Conversation 47
5 Wildfire/Evacuation Awareness 49
6 Limitations 52
7 References 55

TABLES

Table 1 PACE Evacuation Plan for the Ventura Ranch Farmworker Housing Project 32
Table 2 Evacuating Vehicles 49
Table 3 Evacuation Time Summary 52

FIGURES

Figure 1 Project Vicinity 9
Figure 2 Project Site Plan 10
Figure 3 Incident Command System Functions 18
Figure 4 Evacuation Routes 41

APPENDICES

A Evacuation Modeling Technical Memorandum
B Federal Preparedness Resources
C Local and State Prepedness Resources

INTENTIONALLY LEFT BLANK

Acronyms and Abbreviations

Acronym/Abbreviation	Definition
AFN	Access and Functional Needs
CAL FIRE	California Department of Forestry and Fire Protection
CBC	California Building Code
CCR	California Code of Regulations
CEQA	California Environmental Quality Act
County	County of Ventura
EOC	Emergency Operations Center
EOP	Emergency Operations Plan
EVA	Emergency Vehicle Access
FHSZ	Fire Hazard Severity Zone
I-	Interstate
LRA	Local Responsibility Area
NIMS	National Incident Management System
OA	Operational Area
OA EOP	Ventura County Operation Area Emergency Operations Plan
OES	Office of Emergency Services
Project	Ventura Ranch Farmworker Housing Project
SEMS	State Emergency Management System
SR-	State Route
TEP	Temporary Evacuation Point
TRA	Temporary Refuge Area
VCFD	Ventura County Fire Department
VCSO	Ventura County Sheriff's Office
VHFHSZ	Very High Fire Hazard Severity Zone
WES	Wildfire Evacuation Study
WUI	Wildland-Urban Interface

INTENTIONALLY LEFT BLANK

Executive Summary

The Ventura Ranch Farmworker Housing Project (Project) is proposed in Ventura, California. The Project site consists of four (4) development parcels that total approximately 82.92 acres. The Project proposes to develop 328 housing units for farm workers that range in size from approximately 570 square feet to approximately 1,095 square feet. The Project will also include community spaces, a maintenance building, as well as open space and agricultural land. The Ventura Ranch Farmworker Housing Project is accessed via two ingress/egress points along Ventura Avenue. The Project also provides a gated emergency vehicle access connection to Floral Drive in the Norway Tract / Valley Vista community to the north.

The Project site is designated a Very High Fire Hazard Severity Zone (VHFHSZ) in a Local Responsibility Area (LRA). As a requirement of development in a designated VHFHSZ, as described further in the Project's Fire Protection Plan (Dudek 2025), the Project is required to comply with all applicable requirements of the California Building Code (Chapter 7A) and California Fire Code (Chapter 49). These requirements include enhanced construction features (e.g., Class A roof, vents, interior sprinklers, etc.) for ignition resistance, emergency access, and defensible space that work together to provide a systematic approach to fire protection.

Given the Project's setting in a VHFHSZ, the most likely cause of evacuation from the Project site is wildland fire. The purpose of this WES is to evaluate the Project's consistency with relevant emergency evacuation plans and emergency response plans, disclose the prevention and minimization regulations and measures applicable to the Project, and determine evacuation times for the existing and post-Project conditions, as well as provide recommendations for emergency preparedness that include information and resources to increase occupant preparedness for wildfire evacuations. Herein, information is provided addressing evacuation organization, planning and preparedness, evacuation routes, contingencies, and other related topics.

Evacuation routes available to the Project occupants include State Route (SR-) 33, North Ventura Avenue, Crooked Palm Road, Shells Road, and Ventura Freeway U.S. Route 101. The Project also proposes an emergency vehicle access (EVA) road that connects the Project site north to the Valley Vista Community, which would provide a secondary north/south evacuation route via Floral Drive. As part of the WES, evacuation time modeling was prepared to evaluate potential Project impacts to existing evacuation conditions. Three scenarios analyzed the time needed to evacuate the existing land uses with and without Project populations. Using conservative assumptions, these scenarios considered (1) existing land uses, (2) Project only (3) existing land uses with Project.

The key finding of this study is that the Project would not conflict with an emergency evacuation plan or emergency response plan, and impacts would be less than significant without mitigation. Further, the available roadway capacity is sufficient to safely accommodate the number of evacuating vehicles within the relevant areas with and without the Project development. Project impacts would be less than significant as this study demonstrates that evacuation times would be reasonable and would allow for safe evacuations to be conducted under all scenarios.

The Project would provide a new north/south evacuation route that would provide secondary access for the Project as well as the community to the north. Further, the Project does not propose to cut off or otherwise modify existing evacuation routes. In an evacuation or emergency scenario, adequate emergency access would be maintained. Considering these facts and others discussed herein, the Project would not expose people to a significant risk of loss or death involving wildland fires related to evacuation, would not interfere with evacuation response planning, and would not result in inadequate emergency access.

INTENTIONALLY LEFT BLANK

1 Introduction

This Wildfire Evacuation Study (WES) was prepared based on guidance from and is consistent with Ventura County Operational Area (OA) EOP (2021) and the Ventura County All Hazards Evacuation Plan (2024), which provides further evacuation specific guidance. Due to the Project's vicinity to the City of Ventura, this WES also considers the City's Emergency Operations Plan (EOP) (2021). Complete copies of these plans can be downloaded at the following links:

County EOP and All Hazards Evacuation Plan

https://www.readyventuracounty.org/county-plans/

City EOP

https://www.cityofventura.ca.gov/2156/Emergency-Services

1.1 Project Description

Project Location

The Ventura Ranch Project (Project) is in the unincorporated Ventura County, north of the City of Ventura. The Project is in the City of Ventura's sphere of influence but not immediately adjacent to a city boundary. The overall Ventura Ranch development is comprised of approximately 82.92 acres of land located near the agricultural regions of the Oxnard Plain. The Project site is immediately south of the Valley Vista community (Figure 1, Project Vicinity). Surrounding land uses include residential and commercial use to the north and south, open land to the east, and agricultural and open land to the west. Access to Project site is provided by two access points on Ventura Avenue.

Project Summary

The Project proposes a residential development to provide critical farmworker housing in Ventura County. The Project would construct 328 apartments that range in size from approximately 570 square feet to approximately 1,095 square feet and 565 parking spaces. Additionally, the Project will provide community recreational spaces such as a basketball court, a garden, walking paths, and playgrounds (Figure 2, Project Site Plan).

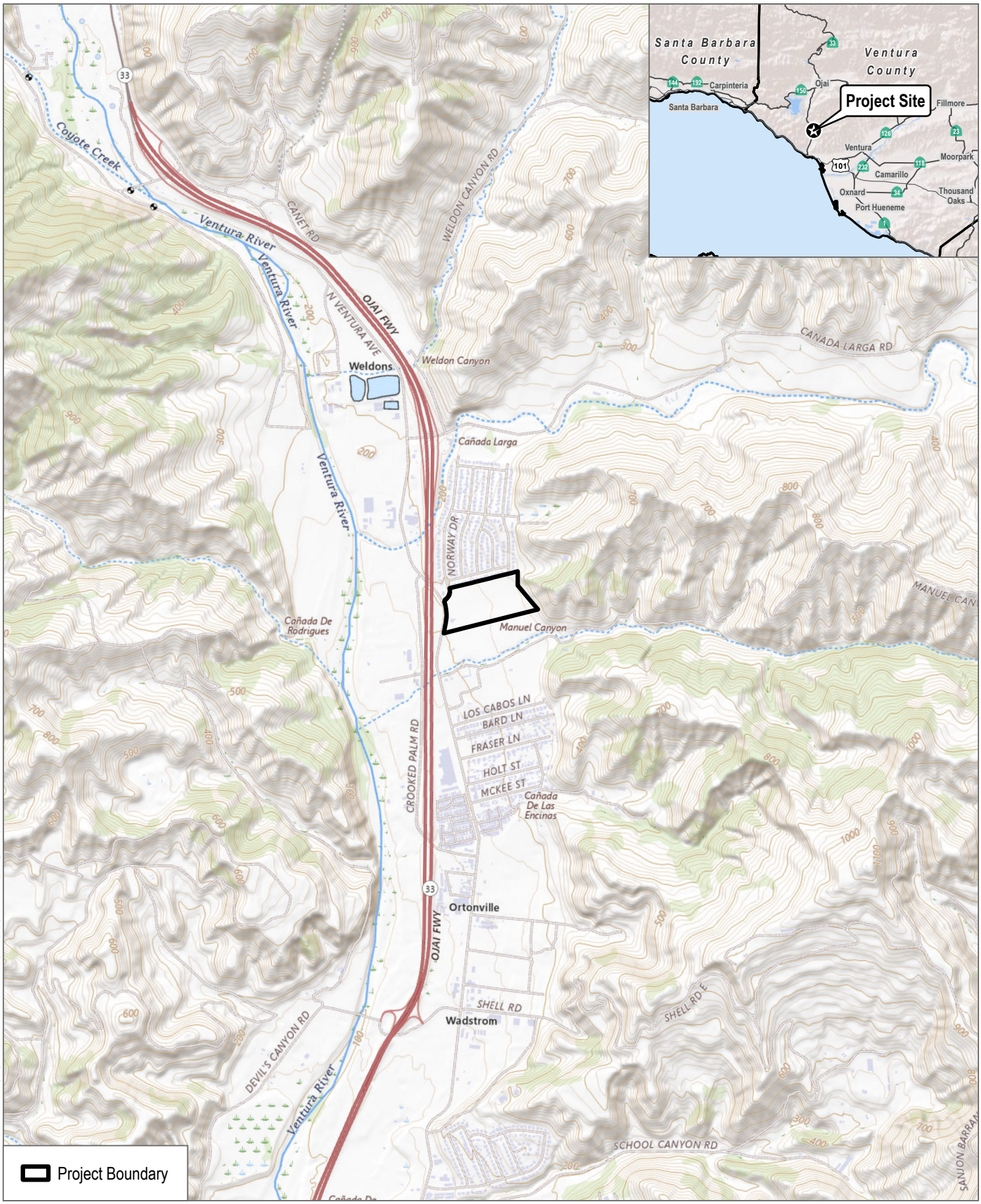

SOURCE: USGS National Map 2025

DUDEK

0 1,000 2,000 Feet

FIGURE 1

Project Location

Ventura Ranch WES

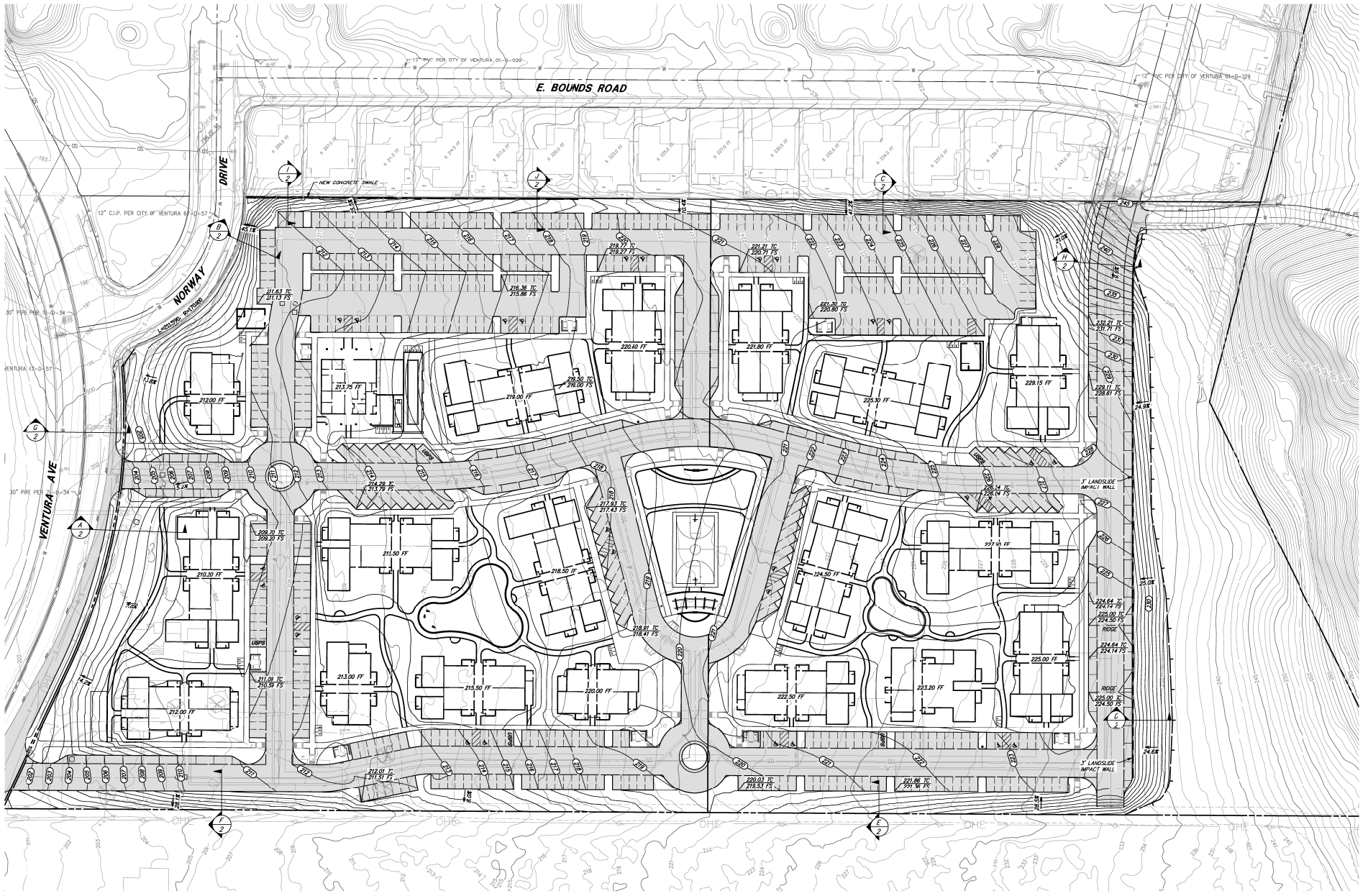

SOURCE: Jensen Design & Survey, Inc 2024

DUDEK

0 100 200 Feet

FIGURE 2

Site Plan

Ventura Ranch WES

INTENTIONALLY LEFT BLANK

1.2 Applicable Regulations, Standards, and Planning Tools

1.2.1 Federal

1.2.1.1 Disaster Mitigation Act

The Disaster Mitigation Act of 2000 requires that a state mitigation plan, as a condition of disaster assistance, add incentives for increased coordination and integration of mitigation activities at the state level through the establishment of requirements for two different levels of state plans: "Standard" and "Enhanced." States that develop an approved Enhanced State Plan can increase the amount of funding available through the Hazard Mitigation Grant Program. The Disaster Mitigation Act also established a new requirement for local mitigation plans.

1.2.1.2 National Incident Management System (NIMS)

The National Incident Management System (NIMS) guides all levels of government, nongovernmental organizations, and the private sector to work together to prevent, protect against, mitigate, respond to, and recover from incidents. NIMS provides community members with a shared vocabulary, systems, and processes to successfully deliver the capabilities described in the National Preparedness System. The National Preparedness System is a Presidential Policy Directive establishing a common goal to create a secure and resilient nation associated with prevention, protection, mitigation, response, and recovery to address the greatest risks to the nation. One core area is fire management and suppression.

NIMS defines operational systems that guide how personnel work together during incidents.

1.2.1.3 Pet Evacuation and Transportation Standards Act

The Pets Evacuation and Transportation Standards Act of 2006 amends the Stafford Act, and requires evacuation plans to take into account the needs of individuals with household pets and service animals, prior to, during, and following a major disaster or emergency.

1.2.2 State

1.2.2.1 Fire Hazard Severity Zones

To assist each fire agency in addressing its responsibility area, California Department of Forestry and Fire Protection (CAL FIRE) uses a severity classification system to identify areas or zones of severity for fire hazards within the state. CAL FIRE's adopted maps identified the fire hazard severity zones for State Responsibility Areas and identify Very High Fire Hazard Severity Zone (VHFHSZ) for Local Responsibility Areas (LRAs). However, on March 24, 2025, the Office of the State Fire Marshal (OSFM) released the 2025 Recommended Local Responsibility Area Fire Hazard Severity Zone Map for Southern California. The draft map is currently under review and has not yet been adopted; therefore, the content of the map is subject to change. The Project Site is designated as a VHFHSZ located within a LRA.

1.2.2.2 California Wildland-Urban Interface Code

On September 20, 2005, the California Building Standards Commission approved the Office of the State Fire Marshal's emergency regulations amending the California Building Code (CBC) (California Code of Regulations [CCR] Title 24, Part 2). Section 701A of the CBC includes regulations addressing materials and construction methods for exterior wildfire exposure and applies to new buildings located in State Responsibility Areas or Very High Fire Hazard Severity Zones in Local Response Areas.

1.2.2.3 California Fire Code

The 2022 California Fire Code (CCR Title 24, Part 9) establishes regulations to safeguard against the hazards of fire, explosion, or dangerous conditions in new and existing buildings, structures, and premises. The Fire Code also establishes requirements intended to provide safety for and assistance to firefighters and emergency responders during emergency operations. The Fire Code includes regulations regarding fire-resistance-rated construction, fire protection systems such as alarm and sprinkler systems, fire services features such as fire apparatus access roads, means of egress, fire safety during construction and demolition, and wildland-urban interface areas.

1.2.2.4 California Emergency Services Act

The California Emergency Services Act (California Government Code Section 8550, et seq., provides for the creation of an Office of Emergency Services, assign and coordinate functions and duties to be performed during an emergency, facilitate mutual aid, and assign resources (including manpower and facilities) throughout the state for dealing with any emergency that may occur.

1.2.2.5 California Office of Emergency Services

The California Office of Emergency Services (OES) is responsible for the coordination of overall state agency response to disasters. Assuring the state's readiness to respond to, recover from all hazards and assisting local governments in their emergency preparedness, response, recovery, and mitigation.

1.2.2.5.1 Standardized Emergency Management System (SEMS)

The Standardized Emergency Management System (SEMS) is the cornerstone of California's emergency response system and the fundamental structure for the response phase of emergency management. The system unifies all elements of California's emergency management community into a single integrated system and standardizes key elements. SEMS incorporates:

- Incident Command System - A field-level emergency response system based on management by objectives.
- Multi/ Inter-agency coordination - Affected agencies working together to coordinate allocations of resources and emergency response activities.
- Mutual Aid - A system for obtaining additional emergency resources from non-affected jurisdictions.
- Operational Area Concept - County and its sub-divisions to coordinate damage information, resource requests and emergency response.

1.2.2.6 Attorney General's Guidance

The California Office of the Attorney General issued (October 2022) guidance (Guidance) outlining the Attorney General's recommendations for "best practices" for analyzing and mitigating wildfire impacts of development projects under the California Environmental Quality Act (CEQA). The Guidance is intended to help local governments' evaluation and approval considerations for development projects in fire-prone areas, and to help project design in a way that minimizes wildfire ignition and incorporates emergency access and evacuation measures. Importantly, the Guidance does not impose additional legal requirements on local governments, nor does it alter any applicable laws or regulations.

The Guidance states that evacuation modeling and planning should be considered for certain projects located in high and very high FHSZs; as projects in these areas have the potential to present an increased risk of ignition and/or evacuation impacts. The Guidance encourages evacuation modeling and planning prior to project approval to provide greater flexibility regarding design modifications if the evaluation demonstrates such changes are required.

The Project is in an area designated as a VHFHSZ within a LRA and is adjacent to open space areas. However, the Project proposes a design that minimizes fire, includes two separate access roads and is proximate to major transportation corridors such as SR-33 and North Ventura Avenue. This Wildfire Evacuation Study, which includes modeling and the analysis of several evacuation scenarios that address existing conditions, cumulative projects and/or the project, incorporates elements and performs analysis contemplated by the Guidance.

The Guidance provides that evacuation modeling and analysis should include the following:

- Evaluation of the capacity of roadways to accommodate project and community evacuation and simultaneous emergency access.
  - Existing and future roadway capacities are analyzed in Section 4 of this Wildfire Evacuation Study.
- Assessment of the timing for evacuation.
  - Analysis of evacuation timing is detailed in Section 4.3.
- Identification of alternative plans for evacuation.
  - Alternative plans for evacuation (e.g., shelter-in-place as discussed in Section 2.4.4) would be feasible due to the high ignition resistance level of Project structures.
- Evaluation of the Project's impacts on existing evacuation plans.
  - Existing evacuation plans do not exist for the area so this element does not apply.
- Consideration of the adequacy of emergency access, including the Project's proximity to existing fire services and the capacity of existing services.
  - As disclosed in Section 4, Evacuation Road Network, emergency access is provided in a manner consistent with the fire code requirements.
- Traffic modeling to quantify travel times under various likely scenarios.
  - This Wildfire Evacuation Study conducted simulations using Vissim, a microscopic, multimodal traffic flow modeling software used to simulate different traffic conditions, such as drivers' behaviors during an evacuation. In Vissim simulations, roadway capacity is accounted for and each vehicle in the traffic system is individually tracked through the model and comprehensive measures of effectiveness, such

as average vehicle speed and queueing, are collected on every vehicle during each 0.1 second of the simulation.

1.2.3 Regional and Local

1.2.3.1 Ventura County Multi-Jurisdictional Local Hazard Mitigation Plan

The purpose of the County's Multi-Jurisdictional Hazard Mitigation Plan (Ventura County 2022) is to identify the County's hazards, review and assess past disaster occurrences, estimate the probability of future occurrences, and set goals to mitigate potential risks to reduce or eliminate long-term risk to people and property from natural and human-made hazards.

1.2.3.2 Ventura County Emergency Operations Plan

The 2021 Ventura County Operational Area (OA) Emergency Operations Plan (EOP) describes a comprehensive emergency management system that provides for a planned response to disaster situations associated with natural disasters, technological incidents, terrorism, and nuclear-related incidents. This plan delineates operational concepts relating to various emergency situations, identify components of the Emergency Management Organization, and describes the overall responsibilities for protecting life and property and providing for the overall well-being of the population. The plan also identifies the sources of outside support that might be provided (through mutual aid and specific statutory authorities) by other jurisdictions, state and federal agencies, and the private sector.

1.2.3.3 County of Ventura All Hazards Evacuation Plan

The 2024 All Hazards Evacuation Plan details the County of Ventura's responsibilities for the management of an evacuation response. This plan was created as an annex to the Ventura County Operational Area EOP. This plan can be used in conjunction with the EOP and other annexes and plans designed for the protection of the population. Responsibilities, tasks, and pertinent activities pertaining to a large-scale evacuation within the County are defined. The plan is consistent with SEMS and the Incident Command System, while also integrating local plans, ordinances, and laws.

1.2.3.4 County of Ventura Fire Code

The County of Ventura Fire Code (Ordinance 32 2023) adopts the 2022 California Fire Code with additions, deletions and amendments. Provisions of the California Fire Code are described under State Regulations, above.

1.2.3.5 County of Ventura Building Code

The County's Building Code (elements 101.1.1 through 101.1.4) is intended to regulate the construction of applicable facilities and encompasses (and formally adopts) associated elements of the 2022 California Building Code. Specifically, this includes regulating the erection, construction, enlargement, alteration, repair, moving, removal, demolition, conversion, occupancy, use, height, area and maintenance of all structures and certain equipment therein.

INTENTIONALLY LEFT BLANK

2 Local and Regional Evacuation Planning

Evacuation is defined by the State of California as the organized, phased and supervised withdrawal, dispersal, or removal of civilians from dangerous or potentially dangerous areas and their reception and care in safe areas (Cal OES, 2017). When the threat passes, evacuees can return to their normal activities, or to make suitable alternative arrangements. Evacuation during a wildfire is not typically directed by the fire agency, except in specific areas where fire personnel may enact evacuations on-scene. Local law enforcement has primary responsibility for emergency evacuations. The Project is in Ventura County Fire Department (VCFD) jurisdiction; the closest available fire station is typically dispatched, which would be the Ventura County Fire Department Station 23. Evacuations of the area would be directed by Ventura County Sheriff's Office (VCSO).

Every evacuation scenario will include some level of unique challenges, constraints, and fluid conditions that require interpretation, fast decision making, and alternatives. For example, one roadway incident that results in blockage of evacuating vehicles may require short-term or long-term changes to the evacuation process. Risk is considered high when evacuees are evacuating late, and fire encroachment is imminent. This hypothetical scenario highlights the importance of continuing to train responding agencies, model various scenarios, educate the public, provide contingency plans, and take a very conservative approach to evacuation decision timelines.

Equally as important, the evacuation procedures should be regularly updated with lessons learned from actual evacuation events. The County of Ventura has an All-Hazards Evacuation Plan (2024) as a functional annex to the County EOP. The All-Hazards Evacuation Plan assigns tasks, procedures, and policies to guide large-scale evacuation events within the County. This WES was prepared and is consistent with the County OA EOP's evacuation planning standards and can be integrated into a regional evacuation plan and other pre-plans when and if area officials and stakeholders (CAL FIRE, VCFD, OES, VCSO, and others) complete one.

The following sections summarize County emergency operations procedures relevant to an evacuation of the Project as detailed in the County's EOP.

2.1 County Emergency Operations Procedures

To establish a framework for implementing well-coordinated evacuations, the County, like most California emergency operations agencies, has adopted evacuation procedures in accordance with the State of California's SEMS and the Federal NIMS. Large-scale evacuations are complex, multi-jurisdictional efforts that require coordination between many agencies and organizations. Emergency services and other public safety organizations play key roles in ensuring that an evacuation is effective, efficient, and safe.

The County EOP sets forth basic protocols which dictate who is responsible for an evacuation effort and how regional resources may be requested and coordinated. First responders are responsible for determining initial protective actions before Emergency Operations Centers (EOCs) and emergency management personnel have an opportunity to convene and gain situational awareness. Initial protective actions are shared/communicated to local EOCs and necessary support agencies as soon as possible to ensure an effective, coordinated evacuation. Figure 3 summarizes the functional interactions of local government EOCs under the Incident Command System.

Figure 3 - Incident Command System Functions

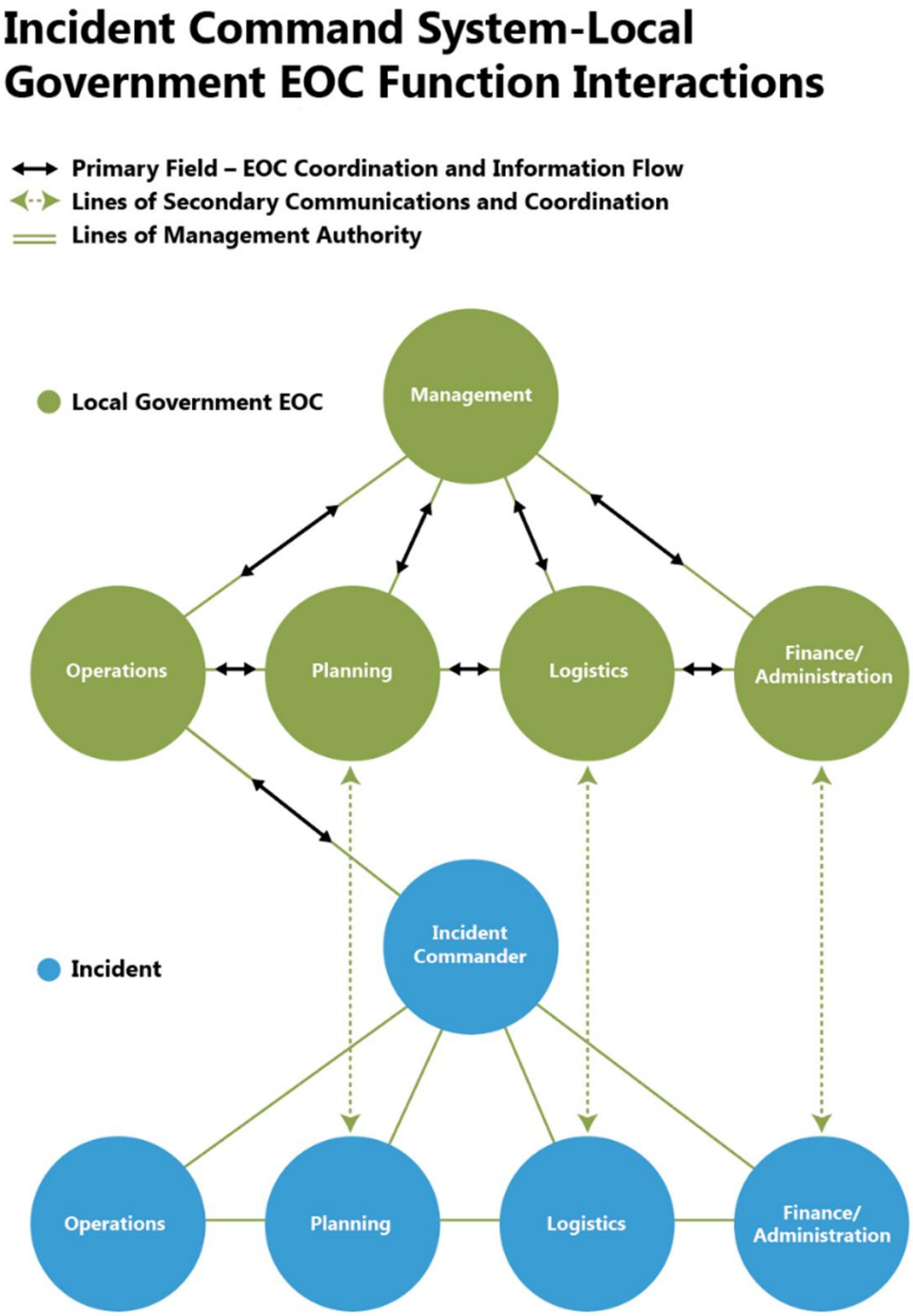

During a multi-jurisdictional evacuation effort, the VCSO will declare and coordinate and be assisted by other law enforcement and support agencies. Law enforcement agencies, highway/road/street departments, and public and private transportation providers will conduct evacuation operations. Procurement, regulation, and allocation of resources will be accomplished by those designated. Evacuation operations will be conducted by the following agencies:

- Ventura County Sheriff's Office
- City of Ventura Police Department
- Ventura County Fire Department
- County of Ventura Parks Department
- Ventura County Animal Services
- Ventura County Public Works and Transportation Commission
- American Red Cross
- Other City, County, and state agencies, as needed

2.2 Evacuation Objectives

Emergency evacuation operations and notifications are described in the Ventura County All Hazards Evacuation Plan (2024) with the following objectives:

- Move as few people as necessary the shortest distance to safety
- Provide for the safe and effective evacuation of people and animals from an area that poses a threat to their health and safety to a safe area.
- Efficiently use available transportation resources and existing infrastructure to facilitate the movement of people and animals.
- Coordinate and help facilitate the activation of care and shelter services.
- Work collaboratively with local partners to affect an evacuation.
- Support securing evacuated areas until re-entry is possible.
- Ensure re-entry to evacuated areas is safe, feasible and appropriate.

The Ventura County Sheriff's Office acts as the lead agency for evacuations of both the unincorporated areas of Ventura County and the incorporated cities that contract with the Sheriff's Office for services. The Sheriff's Office also serves as the Law Enforcement Operational Area Mutual Aid Coordinator. The VCSO is the lead agency for conducting evacuations within the unincorporated areas within the County of Ventura boundaries, including the Project site. If necessary, Unified Command will assess and evaluate the need for evacuations with cooperating agencies, and VCSO or local law enforcement orders and conducts evacuations according to established procedures, which are outlined in the All Hazards Evacuation Plan. Additionally, as part of the Unified Command, the VCSO or local law enforcement will identify available and appropriate evacuation routes and coordinate evacuation traffic management with the California Department of Transportation, the California Highway Patrol, other supporting agencies, and jurisdictions.

2.3 Evacuation Coordination Process

The decision to evacuate an area is not made lightly and there is a significant impact to public safety and the economy. The following process describes how emergency evacuation decisions within the OA will be coordinated, allowing emergency managers and other supporting response organizations to make collaborative decisions.

The response to an emergency event such as a wildfire will be managed at a local level, with the local jurisdiction being responsible for preparedness, response and recovery. The affected jurisdiction will assess the situation and make the determination on whether to evacuate communities as the need arises, on a case-by-case basis accordance with established plans and procedures. The decision to evacuate will depend entirely upon the nature, scope, and severity of the emergency; the number of people affected; and what actions are necessary to protect the public. Local jurisdictions may activate their EOC and conduct evacuations according to procedures outlined in their EOP. All evacuations from, through, or into a local jurisdiction will be coordinated with that jurisdiction's public safety partners.

Local jurisdictions can request support from the Ventura County OA if an event is beyond their capacity to handle. In these circumstances the Ventura County OA EOC may be activated. Regional coordination is required for any evacuation impacting multiple jurisdictions. The OA EOC may make recommendations on whether a jurisdiction should evacuate and may help coordinate the evacuation effort, if requested by the jurisdiction. The All Hazards Evacuation Plan is automatically activated when an incident occurs requiring an evacuation effort that impacts two or more jurisdictions within the OA or when there is an evacuation in the unincorporated area necessitating response from the County. If the emergency impacts multiple jurisdictions within the OA, all impacted jurisdictions may activate their EOCs, the OA EOC may be activated including the Joint Information Center. The OA EOC will obtain situational awareness to understand the severity of the incident. The Unified Command consisting of fire, law enforcement, and other relevant support agencies will communicate with the OA EOC and emergency management personnel. Other EOC actions include consideration of additional protective measures, public information needs, determination of next steps, and an update schedule for internal and external communications. Emergency public information will be provided to the public in accordance with procedures established in Public Information Plan Annex of the County EOP. The OA EOC may support the evacuation response by coordinating transportation for individuals with disabilities and others with access and functional needs.

2.4 Evacuation Response Operations

An evacuation of any area requires significant coordination among numerous public, private, and community/non-governmental organizations. Wildfire evacuations will typically allow time for responders to conduct evacuation notification in advance of an immediate threat to life safety; giving occupants time to gather belongings and make arrangements for evacuation. Other threats, including wildfires igniting nearby, may occur with little or no notice and certain evacuation response operations will not be feasible (for example, establishing contra flow requires between 24 to 72 hours to be implemented). Every attempt will be made to assist people with safe evacuation, and risk to first responders is an additional important consideration. People are encouraged to evacuate early and to help their neighbors, friends, and family to evacuate if doing so will not cause danger to themselves or others.

2.4.1 Emergency Communications

As demonstrated during large and localized evacuations occurring throughout the County over the past 10 years, an important component to successful evacuation is early assessment of the situation and early notification via managed evacuation declarations. The County utilizes early warning and informational programs to help meet these important factors. Among the methods available to citizens for emergency information are radio, television, social media/internet, neighborhood patrol car, aerial public address notifications, and Reverse 911 or VC Alert. The County instituted VC Alert (a regional notification system that sends telephone notifications to occupants and businesses within areas impacted by, or in danger of being impacted by, an emergency or disaster. VC Alert is used by emergency response personnel to notify at risk occupants and businesses with information on the event and/or actions (such as evacuation, shelter-in-place, gas leak, missing person, etc.) they are advised to implement. The TTY/TDD capable system utilizes the region's database, compiling VC Alert citizen opt-in account registrations, 911 Emergency Service Listing data (residents and business telephone numbers), to contact telephones whether listed or unlisted. Because the system uses the 911 database and local yellow and white pages, most numbers in the system are landlines. If you have a Voice over Internet Protocol (VoIP) or cellular telephone and would like to be notified over that device, or if you would like an email notification, you must register those telephone numbers and/or email address for use by the system to receive voice, text, and email messages.

Should the need arise to evacuate due to a wildfire, notifications will be made to the Project residents through the VC Alert Emergency Notification System, door-to-door notifications from the Sheriff's Office, Wireless Emergency Alerts, and the emergency alert system on televisions and radio stations. Residents can obtain real-time event information from the VC Emergency website on the incident dashboard and map https://emergency.venturacounty.gov/.

- VC Alert: https://member.everbridge.net/1772417038942453/new
- Ready Ventura County: https://www.readyventuracounty.org/vc-alert/

A Wireless Emergency Alert is also a location-based alert but differs from a VC Alert in that you do not need to register. Wireless Emergency Alerts are used by authorized agencies and are broadcast utilizing cell towers. If your cell phone is within a determined radius of the marked hazard, you will receive the notification. These alerts stay active for a set period of time, so it is possible that those just passing by or through may receive the alert as well. A VC Alert differs in that it does not require you to be at your registered location to receive the alert. Therefore, if you register your home address and are away, you will still receive alerts that are directed at your address, regardless of where you are currently located.

The Project site is within the greater Ventura media market, and the media outlets will also be a good source of information via television and radio. Media outlets cover emergency situations and information is disseminated guiding resident response. Commercial media broadcasts emergency information via three radio stations: KVTA 1590 AM, KHAY 100.7 FM, KMLA 103.7 FM (Spanish).

Social media provides another outlet for news:

- Ventura County Fire Department:
    - https://x.com/vcfd

- https://www.instagram.com/venturacountyfire/
- https://www.facebook.com/venturacountyfire

- Ventura County Sheriff's Office:
  - https://www.facebook.com/VenturaCountySheriff/
  - https://www.instagram.com/vcsheriff/
  - https://x.com/venturasheriff

2.4.2 Evacuation Points and Shelters

When the VCSO or IC implements an evacuation order, they coordinate with the Ventura Human Services Agency and the American Red Cross, Ventura County, the EOC, and others to decide on a location to use as a Temporary Evacuation Point (TEP) or shelter. The EOC will utilize the VC Alert system and will notify local television and radio stations; the County will also use social media (e.g., Facebook, X (formerly Twitter)) and will direct evacuees to the established TEPs or shelters, which may include schools or other facilities. TEPs will provide basic needs such as food, water, and restrooms. In addition to designated shelters, other points of temporary refuge may include large, well-known sites such as shopping centers and libraries.

Subject to field decisions by VCSO, possible shelters that could provide short-term refuge for evacuated occupants of the Project. Emergency shelters are opened when at least one overnight stay is necessary. Basic services are provided at emergency shelters, which includes meals, accessible shower facilities, dormitory management, health, and behavioral health services. Some temporary evacuation points may be suitable to be converted into an emergency shelter location, if necessary and available. Possible shelters and assembly areas in the Project vicinity that can provide at least short-term refuge and that would be designated by emergency managers during an evacuation include public schools and recreation centers.

An interactive map of the activated mass care locations will be updated regularly and can be found at:

https://www.arcgis.com/apps/mapviewer/index.html?layers=18c2ee5376f1465e88dd79b384c39e5c.

If there are occupants unable to evacuate and need transportation assistance to get to a TEP or shelter, the VCSO or Incident Command may establish transportation points to collect and transport people without transportation resources to evacuation points. Transportation should be accessible to all populations, including people with disabilities and other access and functional needs.

2.4.3 Pet Evacuations

The Pets Evacuation and Transportation Standards Act of 2006 amends the Stafford Act and requires evacuation plans to consider the needs of individuals with household pets and service animals prior to, during, and following a major disaster or emergency.

The Ventura County OA EOP outlines the process and responsibilities of Ventura County Animal Services, and other agencies to assist in pet evacuations. Ventura County Animal Services provides shelter and care for all types of service/companion animals during emergencies and disasters at shelter locations. Historically the Ventura County Fairgrounds have been a location where owners have brought their animals for safekeeping. Ventura County Animal Services has assisted in numerous calls for assistance during wildfires over the past few decades. Including the 2018 Hill Fire, 2018 Woolsey Fire, 2019 Maria Fire, 2019 Easy Fire, and the 2024 Mountain Fire. At the onset of a wildfire emergency, residents can call Ventura County Animal Services and request emergency rescue to assist. The Emergency Volunteer Rescue Team is an on-call emergency volunteer group established by Ventura County Animal Services which is activated to assist in both livestock and domestic animal evacuations to safe, predetermined locations. Ventura County Animal Services will also provide no-cost boarding to animals whose families were ordered to evacuate.

The Humane Society, as well as other non-profit and volunteer organizations, may assist the Ventura County Animal Services in providing support to residents and their pets during an emergency. The Operational Area EOC Care/Shelter Branch Animals Unit coordinates both large animal evacuations and companion animal support during shelter operations. Temporary animal shelters in Ventura County will be collocated with human shelters, when possible. Addressing pet and livestock evacuation and sheltering procedures guarantees maximum protection of both human and animal health and safety. Emergency resources cannot be expected to perform animal evacuations and transport, these processes must be accomplished by public and private animal service agencies.

In the event temporary emergency small animal shelters need to be activated, the Animal Services Emergency Management Coordinator will contact the Duty Officer to identify potential shelter locations. A Public Information Officer will coordinate with OES and media outlets to broadcast information regarding the location of these shelters.

2.4.4 Shelter-in-Place

Sheltering-in-place is the practice of going or remaining indoors during or following an emergency event. This procedure is recommended if there is little time for the public to react to an incident and when it is safer for the public to stay indoors for a short time rather than travel outdoors. Sheltering-in-place also has many advantages because it can be implemented immediately, allowing people to remain in their familiar surroundings and providing individuals with everyday necessities such as telephone, radio, television, food, and clothing. However, the amount of time people can stay sheltered-in-place is dependent upon availability of food, water, medical care, utilities, and access to accurate and reliable information.

Sheltering-in-place is the preferred method of protection for people that are not directly impacted, in the direct path of a hazard, or it is unsafe to evacuate. The decision to evacuate or shelter-in-place will be made by field command (SEMS field level) and in accordance with existing plans and protocols (County of Ventura 2021).

INTENTIONALLY LEFT BLANK

3 Ventura Ranch Farmworker Housing Project Evacuation Procedures

The following provides a discussion of the types of evacuations that Project occupants could experience (e.g., pre-planned, late-notice, etc.), and Project specific evacuation contingencies and procedures for social aspects of evacuation. For purposes of this WES, the first and most logical choice for all the occupants within the boundaries of the Project is to adhere to the principles and practices of the "Ready, Set, Go!" Program. Under this program, individuals are urged to evacuate as soon as they are notified to do so or earlier if they feel uncomfortable. Directions on evacuation routes will be provided in most cases, but when not provided, occupants of the Project will proceed according to known available routes away from the encroaching fire. Occupants are cautioned not to rely on navigation aid apps, which may inadvertently lead them toward an oncoming fire.

3.1 Ventura Ranch Farmworker Housing Project Evacuation

Evacuation is considered by many to offer the highest level of life protection to the public, but it can also result in evacuees being placed in harm's way if the time available for evacuation is insufficient (Cova et al. 2011). It is estimated that the maximum amount of time needed to move the Ventura Ranch Farmworker Housing Project population to urbanized and/or designated evacuation areas may require up to approximately 2 hours and 10 minutes under varying constraints that may occur during an evacuation. This does not include additional allowances for the time needed to detect and report a fire, for fire response and on-site intelligence, for phone, patrols, and aerial based notifications, and for notifying special needs citizens.

Wolshon and Marchive (2007) simulated traffic flow conditions in a computer derived Wildland Urban Interface (WUI) under a range of evacuation notice lead times and housing densities. To safely evacuate more people, they recommended that emergency managers (1) provide more lead time to evacuees and (2) control traffic levels during evacuations so that fewer vehicles are trying to exit at the same time.

Wildfire emergency response procedures will vary depending on the type of wildfire and the available time in which decision makers (VCFD, VCSO, and/or County Office of Emergency Services) can assess the situation and determine the best course of action. Based on the Project and surrounding communities, its road network, and the related fire environment, the first and primary type of evacuation envisioned is an orderly, pre-planned evacuation process where people are evacuated to more urban areas further from an encroaching wildfire (likely to the SR-33, North Ventura Avenue, or the U.S. Route 101 so evacuees can travel south towards the urban areas of the City of Ventura) well before fire threatens.

The second type of evacuation, which is highly undesirable from a public safety perspective, is an evacuation that occurs when fire ignites close to vulnerable communities. This type of situation is inherently dangerous because there is generally a higher threat to persons who are in a vehicle on a road when fire is burning in the immediate area than in a well-defended, ignition-resistant home. Conditions may become so poor that the vehicle drives off the road or crashes into another vehicle, and flames and heat overcome the occupants. A vehicle offers little shelter from a wildfire if the vehicle is situated near burning vegetation or catches fire itself. This type of evacuation must

be considered a very undesirable situation by law and fire officials in all but the rarest situations where late evacuation may be safer than seeking temporary refuge in a structure (such as when there are no nearby structures, the structure[s] is/are already on fire, or when there is no other form of refuge). Temporary refuge would be possible within the Project's structures, but structures within surrounding communities, as previously discussed, are less desirable due to their higher vulnerability to ignition.

The third potential type of evacuation is a hybrid of the first two. In cases where evacuation is in process and changing conditions result in a situation that is considered unsafe to continue evacuation, it may be advisable to direct evacuees to pre-planned temporary refuge locations, including their own home if it is ignition-resistant and defensible. As with the second type of evacuation discussed above, this situation is considered highly undesirable, but the evacuation pre-planning must consider these potential scenarios and prepare decision makers at the IC level and at the field level for enacting a contingency to evacuation when conditions dictate.

Indications from past fires and related evacuations, in Ventura County and throughout Southern California, which have experienced increasingly more frequent and larger fires, are that evacuations are largely successful, even with a generally unprepared populace. It then stands to reason that an informed and prepared populace would minimize the potential evacuation issues and related risk to levels considered acceptable from a community perspective.

Evacuation orders or notifications are often triggered based on established and pre-determined buffers, which are based on topography, fuel, moisture content of the fuels and wind direction. Evacuations are initiated when a wildfire reaches or crosses one of these pre-determined buffers. Evacuations can also be very fluid. The Incident Command, law enforcement, and OES would jointly enact evacuations based on fire behavior.

3.1.1 Evacuation of Special Populations and Individuals with Access and Functional Needs

Vogt (1990, 1991) defines special populations as those groups of people who, because of their special situations or needs, require different planning strategies from those of the general population. Special needs populations in Solomon Hills include people with access and functional needs (AFN), the hearing or visually impaired, senior citizens, foreign speaking, visitors passing through the area, temporary visitors such as day workers or customers.

People with AFN refers to individuals with physical, intellectual, or developmental disabilities, chronic conditions, injuries, limited English proficiency or who are non-English speaking; older adults; children; people living in institutionalized settings, or those who are low-income, homeless, pregnant or transportation disadvantaged, including, but not limited to, those who are dependent on public transportation or are pregnant (CalOES 2023).

Special populations and temporary visitors may not have knowledge of the area's fire hazard, they may not know how to react in a fire emergency, and they may not understand what they are being told to do. To ensure all members of the community understand the emergency alerts and resources available, Unified Command should use accessible messaging and communication methods. Individuals with AFN may not be able to evacuate themselves in their own vehicles or may be carless. To prepare for emergency transportation to evacuate special populations, the Project should identify their transportation resources that will be available to special populations, and if deemed insignificant, should enter a joint agreement with transportation providers and paratransit agencies in surrounding areas.

Individuals with AFN should create a personal emergency plan for themselves and, if necessary, their service animals.

3.1.2 Animal Evacuations

Animal evacuations present a host of challenges that may affect the overall successful movement of people and their possessions out of harm's way. For example, livestock owners do not always have the means to load and trailer their livestock out of the area. Further, most wildfire evacuation relief shelters or commercial lodging facilities do not allow people to bring in pets or other animals. Sorensen and Vogt (2006) indicate that an issue receiving increasing attention is what evacuees do with pets or other animals such as livestock when they leave their homes and whether having pets or animals impacts their decision to evacuate.

Large animals require additional emergency planning, Ventura County Animal Services provide guidance and support to County residents on preparing and assisting with large animal evacuations. https://animalservices.venturacounty.gov/

This Project does not propose any land uses that would support large animals or livestock onsite.

3.1.3 Re-entry Procedures

An important component of evacuations is the citizen re-entry process. Guidance and procedures to ensure a coordinated, safe, and orderly repopulation into impacted communities following an incident is provided in the County All Hazards Evacuation Plan, Attachment 1: Re-entry/ Repopulation Toolkit.

Ventura County may take a phased approach to re-entry to manage the number of people entering the area of the disaster for public safety purposes.

Incident Commander/Unified Command of the Incident Management Team, with the support of the Director of the Emergency Services Department, the EOC Director, and the Operations Section Chief at the EOC is responsible for coordinating the re-entry procedures with all involved agencies and ensuring effective communication. In the event the EOC has been deactivated, the Incident Commander will initiate re-entry procedures.

Priorities for re-entry include:

- The impacted areas must be thoroughly investigated to ensure it is safe for residents to return and normal operations have been restored. This assessment will verify:
    - The public will be notified of the re-entry status through the notification measures previously mentioned in this WES, including VC ALert, emergency broadcast radio, television, press releases, informational phone-lines such as 2-1-1, community briefings, and informational updates at shelters.
    - Once evacuees are permitted to return, it is important that procedures are established to properly identify residents and critical support personnel, as well as ensure the legitimacy of contractors, insurance adjustors, and other personnel. Re-entry points should be staffed by law enforcement personnel.

3.2 Civilian and Firefighter Evacuation Contingency

As of this document's preparation, no community in California has been directed to shelter-in-place during a wildland fire. Even the communities in Rancho Santa Fe, California, which are designed and touted as shelter-in-place communities, were evacuated during the 2007 Witch Creek Fire. This is not to say that people have not successfully sheltered-in-place during wildfire, where there are numerous examples of people sheltering in their homes, in hardened structures, in community buildings, in swimming pools, and in cleared or ignition-resistant landscape open air areas. The preference will always be early evacuation following the "Ready, Set, Go!" model, but there exists the potential for unforeseen civilian evacuation issues, and having a contingency plan will provide direction in these situations that may result in saved lives.

Potential problems during wildfire evacuation from the Project area include:

- Inadequate time to safely evacuate
- Fire evacuations during rush hour traffic or when large events are occurring
- Blocked traffic due to accidents or fallen tree(s) or power pole(s)
- The need to move individuals who are unable to evacuate

As part of the Project's approval process, detailed plans are required to be submitted to the County and will be provided to VCFD and VCSO to support pre-planning. These pre-planning efforts focus on evacuation contingency planning for civilian populations when it is considered safer to temporary seek a safer refuge than evacuation.

As discussed throughout, the Project's structures would allow for the possibility of temporary sheltering while structures in surrounding communities would not typically be considered ignition-resistant and therefore, not appropriate for temporary refuge.

3.2.1 Safety Zones

The International Fire Service Training Association (IFTSA; Fundamentals of Wildland Fire Fighting, 3rd Edition) defines "safety zones" as areas mostly devoid of fuel, which are large enough to assure that flames and/or dangerous levels of radiant heat will not reach the personnel occupying them. Areas of bare ground, burned over areas, paved areas, and bodies of water can all be used as safety zones. The size of the area needed for a safety zone is determined by fuel types, its location on slopes and its relation to topographic features (chutes and saddles) as well as observed fire behavior. Safety zones should never be located in topographic saddles, chutes or gullies. High winds, steep slopes or heavy fuel loads may increase the area needed for a safety zone.

The National Wildland Fire Coordinating Groups, Glossary of Wildland Fire Terminology provides the following definitions for safety zones:

> *Safety Zone*. An area cleared of flammable materials used for escape in the event the line is outflanked or in case a spot fire causes fuels outside the control line to render the line unsafe. In firing operations, crews progress so as to maintain a safety zone close at hand allowing the fuels inside the control line to be consumed before going ahead. Safety zones may also be constructed as integral parts of fuel breaks; they are greatly enlarged areas, which can be used with relative safety by firefighters and their equipment in the event of blowup in the vicinity.

According to The National Wildland Fire Coordinating Groups, safety zone(s):

- Must be survivable without a fire shelter
- Can include moving back into a clean burn
- May take advantage of natural features (rock areas, water, meadows)
- Can include constructed sites (clear-cuts, roads, helistops)
- Are scouted for size and hazards
- Consider the topographic location (larger if upslope)
- Should be larger if downwind
- Should not include heavy fuels
- May need to be adjusted based on site-specific fire behavior

The definition for a safety zone includes provisions for separation distance between the firefighter and the flames of at least four times the maximum continuous flame height. Distance separation is the radius from the center of the safety zone to the nearest fuels. Due to the dynamic nature of wildfire events it is important to have multiple contingencies, the urbanized areas nearby the Project site (e.g., paved roadways such as SR-33 and the Ventura Freeway Route 101) offer the best possibility for a safety zone for firefighter use. The Project will also include the ability for firefighters to seek safety zones within the ignition-resistant landscapes, but identification of other potential safety zones will require additional focused study by VCFD and other fire and law enforcement agencies.

3.2.2 Temporary Firefighter Refuge Areas

FIRESCOPE California (Firefighting Resources of Southern California Organized for Potential Emergencies) was formed by legislative action to form a partnership between all facets of local, rural, and metropolitan fire departments, CAL FIRE and federal fire agencies. FIRESCOPE defines a contingency plan when it is not possible to retreat to a safety zone. This contingency includes establishment of firefighter temporary refuge areas (TRAs), which are defined as:

> A preplanned area where firefighters can immediately take refuge for temporary shelter and short-term relief without using a fire shelter in the event that emergency egress to an established safety zone is compromised.

Examples of a TRA may include the lee side of a structure, inside of a structure, large lawn or parking areas, or cab of a fire engine, amongst others. Differences between a TRA and a Safety Zone is that TRAs are closer to the immediate firefighting area, are considered a contingency to being able to get to a safety zone, do not include a requirement for a large area set back four times the flame lengths of adjacent fuels, and cannot be feasibly pre-planned until firefighters arrive on-scene and size up the situation.

FIRESCOPE appropriately notes that although safety zones and viable escape routes shall always be identified in the WUI environment, they may not be immediately available should the fire behavior increase unexpectedly. Often a TRA is more accessible in the WUI environment. A TRA will provide temporary shelter and short-term relief from an approaching fire without the use of a fire shelter and allow the responders to develop an alternate plan to safely survive the increase in fire behavior.

The major difference between a TRA and a safety zone is that a TRA requires another planned tactical action (i.e., TRAs cannot be considered the final action, but must include self-defense and a move out of the area when the fire threat subsides). A TRA should be available and identified on site at a defended structure. TRAs are NOT a substitute for a safety zone. TRA pre-planning is difficult, at best because they are very site- and fire behavior-specific. For the Project site, TRAs would likely include navigating into the densely developed areas where firefighters would be separated from the unmaintained wildland fuels by wide areas including site-wide maintained landscapes, ignition-resistant residences, and wide roads that offer numerous opportunities for TRA.

The majority of Project site would be developed and paved surfaces, such as the parking areas, are considered TRAs. This is an important concept because it offers last-resort, temporary refuge of firefighters, and in a worst-case condition, occupants. This approach would be consistent with FIRESCOPE California (2013), which indicates that firefighters must determine if a safe evacuation is appropriate and if not, to identify safe refuge for those who cannot be evacuated, including civilians.

Each of the Project's structures that can be considered for TRA include the following features:

- Ignition-resistant construction materials
- Wide roadways with fire hydrants
- Annual landscape inspections by 3rd party inspectors
- Maintained landscapes and roadside fuel modification
- Ember-resistant vents
    - Interior fire sprinklers

Because there is the possibility that evacuation of the Project and surrounding communities may be less safe than temporarily refuging on site, such as during a fast-moving, wind-driven fire that ignites nearby, including temporary refuge within onsite structures that have been properly designed, constructed, and maintain with fire safety features (e.g., ignition resistant construction, fuel modification) is considered a contingency plan for the Project. This concept is considered a component of the "Ready, Set, Go!" model as it provides a broader level of "readiness" should the ability to execute an early evacuation be negated by fire, road congestion, or other unforeseen issues.

Note: This approach would be considered a last-resort contingency during wildfire with the primary focus being on early evacuation. The decision for evacuation or temporarily refuging onsite will be made by responding law enforcement and/or fire personnel.

3.2.3 Shelter-in-Place

The shelter-in-place strategy, as described above, is the preferred method of protection for people that are not directly impacted, in the direct path of a hazard or it is not safe to evacuate. Shelter-in-place will reduce congestion and transportation demand on the major transportation routes for those that have been directed to evacuate by police or fire personnel. The communities nearby the Project site may include structures in varying states of ignition resistance. If the buildings are older and not built to the current building codes, including Chapter 7A, ignition resistant standards, responding fire and law enforcement personnel may not be able to direct existing occupants to temporarily refuge in their homes. Due to the fire safety features of the proposed development (e.g., Class A

roofs, stucco exterior, interior sprinklers and defensible space), the Project occupants it could safely be directed to shelter in place, if necessary.

3.3 PACE Planning for Evacuation

PACE evacuation planning is based on a military concept focused on mitigating risk by developing a strong primary plan along with three back up plans. If the Primary plan is compromised, the Alternate plan would be triggered. If the Alternate is considered not functional or not safe, the Contingency Plan is implemented. If that plan is not sufficient, then the evacuation reverts to the Emergency plan. The PACE method is an effective tool that can be applied to evacuations to aid in considering alternatives that afford flexibility through redundant contingencies. The plan provides the following:

Primary: This is the overall preferred plan of action to use based on the most likely and most damaging scenario resulting from hazard analysis.

Alternate: The Alternate plan should, when feasible, be as viable as the Primary plan. Alternate plans are needed because unforeseen circumstances arise during emergency evacuations.

> Developing the Alternate plan includes analyzing the most likely problems that could cause the Primary plan to fail and then come up with a plan that fits with the situation that won't be affected by those problems. Whenever possible, come up with a few to several vulnerabilities in the Primary plan and find an alternate that's just as good but covers all those bases.

Contingency: The contingency evacuation plan is the action that will be implemented if you cannot implement either the Primary or the Alternate action due to compromised safety. The contingency isn't always (or isn't usually) as preferred as the others but is a viable option that doesn't rely on the same actions as the Primary and Alternate.

Emergency: This is the action that is implemented if all three of the previous actions fail. In some respects, it is a last resort that is the least preferred option, but is a viable and safe option, nonetheless. The goal is to utilize an Emergency plan that's independent from reliance on the types of actions in the first three options, is a flexible plan, has the highest probability of succeeding, and offers a reliable option with little potential for compromise.

An emergency plan may not be the most convenient or preferred plan and may include components that are uncomfortable to visitors, but it should be as foolproof as possible. Table 1, PACE Evacuation for the Ventura Ranch Farmworker Housing Project, provides the Project approach to contingency planning using the PACE method.

Table 1 PACE Evacuation Plan for the Ventura Ranch Farmworker Housing Project

Primary: Project will evacuate via the primary evacuation route(s) after receiving evacuation notice utilizing the primary evacuation route(s) as directed by law enforcement/emergency managers. Project specific primary evacuation routes may include SR- 33, Ventura Freeway U.S. Route 101, North Ventura Avenue, Crooked Palm Road, and Shells Road.
Alternate: Project will follow evacuation instructions that may include an alternate plan to utilize secondary routes or to relocate to nearby urban areas based on congested traffic conditions. Notifications that this alternate plan is being implemented will be provided via the notification systems or on-site emergency personnel, media and social media.
Contingency: Due to primary and alternate options being compromised or undesirable, the contingency plan of evacuating smaller, highest vulnerability populations will be implemented. For the Project, this includes moving potentially vulnerable populations of the Project site to nearby areas that may serve as Safe Refuge Areas during a wildland fire. The remaining populations will be instructed to remain in place in the Project structures. Depending on the nature of the emergency, the contingency option may not be available or safe.
Emergency: When the wildfire or other emergency dictates that off-site evacuation is not advised by the primary or alternate evacuation routes, and conditions are such that open air exposure would be unhealthy or unsafe, occupants of the Ventura Ranch Farmworker Housing Project will be directed to shelter in place. Sheltering in place is possible due to the construction materials and irrigated landscape that creates a fire hardened development, as well as the fuel modification zones (FMZs). Sheltering in place may also be the preferred option for other emergencies, e.g., active shooter, earthquake. Persons sheltering in place are advised to remain aware of the situation and move out of the building to a designated safe zone if directed to do so or otherwise necessitated.

INTENTIONALLY LEFT BLANK

4 Evacuation Road Network

4.1 CEQA Significance Standards

The CEQA Guidelines establish the significance criteria that apply to an evaluation of a project's potentially significant impacts relative to wildfire related risks. Relevant to this Study and the Project, those criteria include whether a proposed Project would:

- Substantially impair implementation of or physically interfere with an adopted emergency response plan or emergency evacuation plan; or
- Expose people or structures, either directly or indirectly, to a significant risk of loss, injury or death involving wildland fires

Neither CEQA nor the County of Ventura establishes a time-based threshold for evaluating the potential significance of project impacts with respect to the CEQA criteria quoted above. Public safety, not time, is the guiding consideration for evaluating impacts related to emergency evacuation. For purposes of promoting informed decision making, Sections 4.2 and 4.3 below including the results of evacuation time modeling performed under various scenarios with and without the Project as well as an analysis of those results. The following discloses differences in evacuation times for the Project and areas in the vicinity of the Project under certain of the scenarios. However, based the CEQA significance criteria, the modeling and analysis support the determination made in the Addendum that evacuation traffic generated by the Project does not qualify as a significant adverse impact as the Project would not (i) impair implementation of or physically interfere with an adopted emergency response plan or emergency evacuation plan; (ii) expose people or structures, either directly or indirectly, to a significant risk of loss, injury or death involving wildland fires; or (iii) substantially impair an adopted emergency response plan or emergency evacuation plan.

4.2 Wildfire Evacuation

Wildfire poses an evolving threat to lives and property in an increasing number of communities across the United States (FEMA 2012). While wildfires are a natural part of California's landscape, the fire season in California is starting earlier and ending later each year. In 2020 and 2021, California experienced the deadliest and most destructive wildfires in its history. The size and intensity of these wildfires, fueled by drought, an unprecedented buildup of dry vegetation and extreme winds, caused the loss of more than 100 lives, destroyed thousands of homes and exposed millions of urban and rural Californians to unhealthy air. More recently, the Mountain Fire (2024), Palisades Fire (2025), Eaton Fire (2025) and Hurst Fire[1] (2025) have also resulted in significant loss of structure and life due to wildfire fueled by drought, an unprecedented buildup of dry vegetation and extreme winds. Climate change is considered a key driver of this trend. Warmer spring and summer temperatures, reduced snowpack, and earlier spring snowmelt create longer and more intense dry seasons that increase moisture stress on vegetation and make forests more susceptible to severe wildfire. The length of fire season is estimated to have

[1] The Hurst Fire resulted in the evacuation of the existing uses within the study area.

increased by 75 days across the Sierras and seems to correspond with an increase in the extent of forest fires across the state (CAL FIRE, 2020).

These large and increasingly destructive wildfires have forced many Californians living in the WUI to evacuate when an encroaching wildfire threatens their community. The following provides a summary of the Project's wildfire risk.

The historical fire record shows that most vegetation fires occur during normal, onshore weather conditions, and that such fires account for only a proportionally small amount of the land area burned. Wildfires that occur on normal, non-extreme weather days behave in a much less aggressive manner and pose fewer dangers to life and property because they include less aggressive fire behavior and are easier to control. Terrain and fuel are typically the wildfire drivers. During these non-extreme weather days, vegetation is much more difficult to ignite and does not spread fire as rapidly. While there can be on-shore wind conditions that lead to more aggressive fire behavior, generally in these normal weather situations, firefighters have a very high success rate of controlling fires and keeping them under 10 acres.

Conversely, a small number of wildfires that occur during extreme fire weather (Red Flag or Santa Ana conditions) account for most of the land area burned. The data highlights that the most dangerous fire conditions are those related to a fire that moves rapidly due to high winds and low humidity, whereas under normal conditions fires are likely to be controlled with no evacuation or possibly limited extent, focused evacuations.

Project Wildfire Risk

Fire history is an important component of understanding the potential fire risk for the Project. Fire history data provides valuable information regarding fire spread, fire frequency, ignition sources, and vegetation/fuel mosaics across a given landscape. One important use for this information is as a tool for pre-planning. It is advantageous to know which areas may have burned recently and therefore may provide a tactical defense position, what type of fire burned in the vicinity of the Project site, and how a fire may spread.

Fire history data is available through the California Department of Forestry and Fire Protection's (CAL FIRE) Fire and Resource Assessment Program (FRAP) database.

According to available data from the CAL FIRE in the FRAP database, 67 wildfires have burned within a 5-mile radius of the Ventura Ranch Farmworker Housing Project site since the beginning of the historical fire data record. Recorded wildfires within 5 miles of the project site range in size from approximately less than 1 acres up to approximately 281,790 acres (2017 Thomas Fire), however, the average wildland fire size is approximately 6,672 acres. The 2022 Ana Fire is the most recent fire, which burned approximately 1.8 acres. VCFD may have data regarding smaller fires (less than 10 acres) that have occurred on the site that have not been included herein.

In addition to the fire history discussed above, it is important to note the 2017 Thomas Fire is the only recorded wildfire to have burned acreage within the Project site, measuring at approximately .02 acres in the southeastern corner. In total, approximately 90,000 Ventura County residents were impacted by evacuation orders issued during the Thomas Fire. Similarly, the 2019 Hill-Wooslsey Fire resulted in the evacuation of approximately 80,000 Ventura County residents (Ventura County All Hazards Evacuation Plan, 2024). Given the location of the Project in a VHFHSZ, the fire safety features, which are discussed further in the Project's FPP (Dudek 2025), include compliance with ignition resistant construction and defensible space requirements that will provide an additional buffer to the land uses to the west, slowing the rate of spread; therefore, providing a safer evacuation corridor.

Targeted Evacuations

As evidenced by historical mass evacuations in Ventura County and throughout Southern California, even with roadways that are designed to the applicable requirements, it may not be possible, or even the best response, to move large numbers of persons at the same time as part of a mass-evacuation. Instead, informed, phased or targeted evacuations enable more streamlined evacuations where those at highest risk are moved first.

At the time of the preparation of this WES, Ventura County does not have pre-identified evacuation zones. Instead, in the onset of a wildfire or other emergency requiring an evacuation, the incident commander, and emergency managers create evacuation zones that are specific to that event. The purpose of this approach is to allow incident specific factors, such as wind direction and road access, to assist in predicting the portions of the County most at risk and to evacuate those community members first.

In a wildland fire event, the evacuation zones within the Areas A through Area C have multiple evacuation routes available including: SR-33, U.S. Route 101, N Ventura Avenue, Crooked Palm Road, and the proposed EVA. If an evacuation order is issued, evacuees are likely to be directed westward towards major transportation corridors (i.e., SR-33 and/or U.S. Route 101), away from at-risk areas. Available evacuation routes are identified on Figure 4, Evacuation Routes and Study Areas.

Targeted evacuation, which typically targets the scope of the evacuation to only the area in immediate danger and placing a larger area on standby for evacuation, has replaced mass evacuation as the standard protocol for conducting evacuations. This practice allows for better evacuation operations, reduces gridlock, and reserves sufficient travel way for emergency vehicles.

Target evacuations are possible due to technological advancements and improved evacuation strategies that were learned from prior wildfire evacuation events. This improved approach is reflected in EOPs and the experience of the people tasked with coordinating emergency events and is many times more capable of managing evacuations. With the technology in use today (i.e., VC Alert), evacuations are more strategic and surgical than in the past, evacuating smaller areas at highest risk and phasing evacuation traffic so that it flows more evenly and minimizes the surges that may slow an evacuation. Mass evacuation scenarios where large populations are all directed to leave simultaneously, resulting in traffic delays, are thereby avoided, and those populations most at risk safely evacuate.

<u>Fire Department Responsibilities</u>

- Establish command of the Incident
- Conduct a situation assessment and evaluate the need for evacuations
- Establish an Incident Command Post (ICP) with sufficient room for representatives from other assisting agencies and announce its location
- Request Agency Representative from Law Enforcement to respond to the ICP.

<u>Law Enforcement Responsibilities</u>

- Assign supervisor of the rank of Sergeant or above to the Incident Command Post and request a Deputy to locate with Operations Section Chief
- Maintain ingress and egress routes for emergency vehicles
- Establish perimeter control, keeping unauthorized vehicles and pedestrians out of the involved area. Conduct evaluations, if required, at the direction of the Incident Commander
- Establish anti-looting security patrols, when safe to do so, for evacuated areas within the perimeter
- Maintain a Unit log

Joint Fire and Law Enforcement Responsibilities

- Evaluate and determine whether Law Enforcement role will be as an Agency Representative or Unified Incident Commander, depending on the scope of the Incident
- Assign a Law Enforcement supervisor to work closely with the Operations Section Chief or Incident Commander, whomever is determining the areas to be evacuated
- Assess and validate the need for an Evacuation Warning, Evacuation Order, and/or Shelter in Place — Determine the location, potential size, and direction of Incident travel or spread
- Unified Commanders determine potential for Incident spread and request the appropriate resources to complete the evacuation and mitigate the Incident concurrently

When the Incident Command deems certain areas at risk due to fire conditions, an evacuation order is issued. An evacuation order requires the movement of community members out of a defined area due to an immediate threat to life and property from an emergency incident. An evacuation order should be used when there is a potential for or an actual threat to civilian life, within 1 to 2 hours of such determination or when the Incident Command deems it necessary to protect civilians. The purpose of an evacuation warning, in comparison, is to alert community members in a defined area of a potential threat to life and property from an emergency incident. An evacuation warning may be issued when the potential or actual threat to civilian life is more than 2 hours away.

The Department of Homeland Security (2019) provides supporting data for why jurisdictions have moved to the targeted evacuation approach that leverages the power of situational awareness to support decision making. According to their Planning Considerations: Evacuation and Shelter in Place document, they indicate that delineated zones provide benefits to the agencies and community members. Evacuation and shelter-in-place zones promote phased, zone-based evacuation targeted to the most vulnerable areas, which allows jurisdictions to prioritize evacuation orders to the most vulnerable zones first and limit the need to evacuate large areas not under the threat. Zones help:

- Jurisdictions to understand transportation network throughput and capacity, critical transportation and resource needs, estimated evacuation clearance times, and shelter demand.
- Planners to develop planning factors and assumptions to inform goals and objectives.

- Community members to understand protective actions to take during an emergency.
- Shelters to limit traffic congestion and select locations suitable for the evacuated population.

Additionally, targeted evacuation order/warning aims to ensure proper traffic flow and reduce stress at evacuation sites, some people may still choose to evacuate even if they are not facing an immediate threat. These individuals are known as shadow evacuees, and they increase the demand on the roadway network. The number of shadow evacuees varies from incident to incident, depending on their proximity to the actual fire. The evacuation modeling analysis, in all the Scenarios described below, conservatively assumes the evacuation of all populations within the Study Area.

While the amount of time needed to evacuate the Project would vary by the type of incident, the number of evacuation routes utilized, the amount of mobilization time taken by occupants, actual areas at risk, and other factors, the targeted approach would minimize the size of the area being evacuated.

4.3 Evacuation Modeling

An evacuation model analysis was performed by Dudek Traffic Engineers for the Project to determine how long it would take for occupants of the Project and the other land uses in the study area (Figure 4, Evacuation Areas and Evacuation Routes) to evacuate to nearby urban areas and/or freeways in case of a fire emergency. This analysis was performed in accordance with the requirements of the County OA EOP – Annex, All Hazards Evacuation Plan (September 2024) for the calculation of evacuation times.

As a conservative approach, the following analysis assumes the entire study area (Area A through Area C with and without the Project) evacuating at one time, rather than a target or phased evacuation. As previously stated, there are multiple evacuation routes out of this evacuation zone; therefore, to determine impacts to existing land uses, the model considers evacuation traffic from Area A through Area C and the Project site.

4.3.1 Evacuation Modeling Methodology, Assumptions, and Scenarios

The following provides a summary of the methodology, assumptions and scenarios considered in the evacuation time analysis presented herein.

Evacuation Modeling Methodology

The evacuation times presented in this analysis were determined using the traffic simulation software PTV Vissim. Vissim is a multimodal, microsimulation software that allows for the modeling of numerous vehicle compositions, scenarios, and traffic assignment methods. During a simulation, Vissim collects data from each vehicle every 0.1 seconds, capturing data including the vehicle's location, speed, its time spent stopped or queuing, and the time the vehicle enters or leaves the network.

Additionally, Vissim provides a dynamic traffic assignment (DTA) method for vehicle simulation, which allows the model to take into consideration travel choices, traffic flows, and other costs throughout the simulation such that the interaction between the network and demand can vary with time. For example, as congestion increases or decreases, some routes may become more optimal than others. DTA models recognize those changing conditions

to provide more realistic evaluation results compared to traditional static traffic assignment models, where a vehicle's route is set prior to simulation and does not vary with time during the simulation. PTV recommends running 20 or more simulations when using a DTA model such that a sufficient representation of data is available for each evacuation scenario.

To determine evacuation times, all vehicles simulated under each scenario were recorded, including start times from an origin zone, and end times at a destination zone. An evacuating vehicle is removed from the traffic network, and its time stamp recorded once it passes through a destination zone, which are modeled south on the SR-33 freeway and south on Ventura Avenue to represent safe areas from the evacuation. It is assumed once a vehicle either merges onto SR-33 at the Canada Larga Road or Shell Road interchanges, or reaches Dakota Drive along Ventura Avenue traveling south towards the City of Ventura, it is within a safe area. Evacuation time results are averaged in this report to provide a representative analysis of simulations. A summary of the simulation runs is provided in Attachment C.

Evacuation Modeling Scenarios

The following analysis scenarios are included in this study. All scenarios assume a mass evacuation event in which all vehicles leave the study are simultaneously. Background traffic is not considered in this analysis, populations outside of the study area are not assumed to be included in the same evacuation order as the proposed project and would not be assumed to add vehicles to the roadway network during the evacuation event.

Scenario 1 – Existing Conditions

Existing conditions are representative of current conditions, including roadway and intersection geometrics as well as the number of occupied dwelling units in the study area.

Scenario 2 – Ventura Ranch Farmworker Housing (Project) Only

The isolated Project conditions provide an analysis of evacuation times of Project vehicles only, assumed to be the maximum number of parking spaces available on-site (565 vehicles).

Scenario 3 – Existing plus Project Conditions

The Existing plus Project scenario includes all assumptions from the Existing baseline conditions, with the addition of evacuating vehicles from the proposed Project.

While one cumulative project has been identified in Casitas Springs, located approximately 2.5-3 miles north of the Project site, this project is located outside of the study area. As such, an existing plus cumulative project scenario with and without the Ventura Ranch Farmworker Housing Project has not been included in this study.

Evacuation Routes

The Project would construct two new driveways to Ventura Avenue as well as connect an internal road to the existing residential neighborhood adjacent to the Project's northern boundary, as described further below. No additional external roadways would be constructed with development of the proposed Project. A summary of all evacuation routes assumed in this analysis is also provided below in Figure 4

For the purposes of this analysis, contraflow lanes (e.g., lanes normally meant for westbound traffic would not be redirected to accommodate eastbound traffic) are not assumed along any roadway under the modeled scenarios evaluated in this report.

Additionally, as the study area is located approximately 0.5 miles from SR-33, Travel times from the study area zones under uncongested conditions were validated using Google Maps travel time estimates.

Major Transportation Corridor

State Route 33 (SR-33) serves as the major transportation corridor throughout the region. Within the study area, SR-33r is a 4-lane, divided freeway, providing access to the north into the community of Casita Springs as well as State Route 150. To the south, SR-33 provides access to the City of Ventura and US 101. For the purposes of the analysis, it is assumed that a vehicle will be considered in a safe area once it merges onto SR-33.

Primary Evacuation Routes

Ventura Avenue and Crooked Palm Road will serve as the primary evacuation routes out of the study area. The main Project driveways to Ventura Avenue will serve as the primary evacuation routes for the Project's residential land uses. Ventura Avenue provides access to Canada Larga Road and Shell Road West which allows entry to SR-33.

Ventura Avenue is currently striped as a 2-lane road, extending from US 101 to SR-33. According to Ventura County's General Plan, Ventura Avenue is classified as a Minor Arterial/Major Collector. Upon development of the Project, Ventura Avenue would provide primary access to the Project and serve as access to the water supply. For the purposes of the analysis, it is assumed that a vehicle will be considered in a safe area once it proceeds through the Ventura Avenue and Dakota Drive intersection.

Crooked Palm Road is currently striped as a 2-lane road, extending from Ventura Avenue to the north and reconnecting to Ventura Avenue to the south. Crooked Palm Road does not have a specific roadway classification per the County's General Plan.

Canada Larga Road is currently striped as a 2-lane road, extending from Sulphur Canyon Road to Ventura River Trail. Canada Larga Road does not have a specific roadway classification per the County's General Plan.

Shell Road West is currently striped as a 2-lane road, extending from Ventura Avenue to Mill Canyon Road. Shell Road West does not have a specific roadway classification per the County's General Plan.

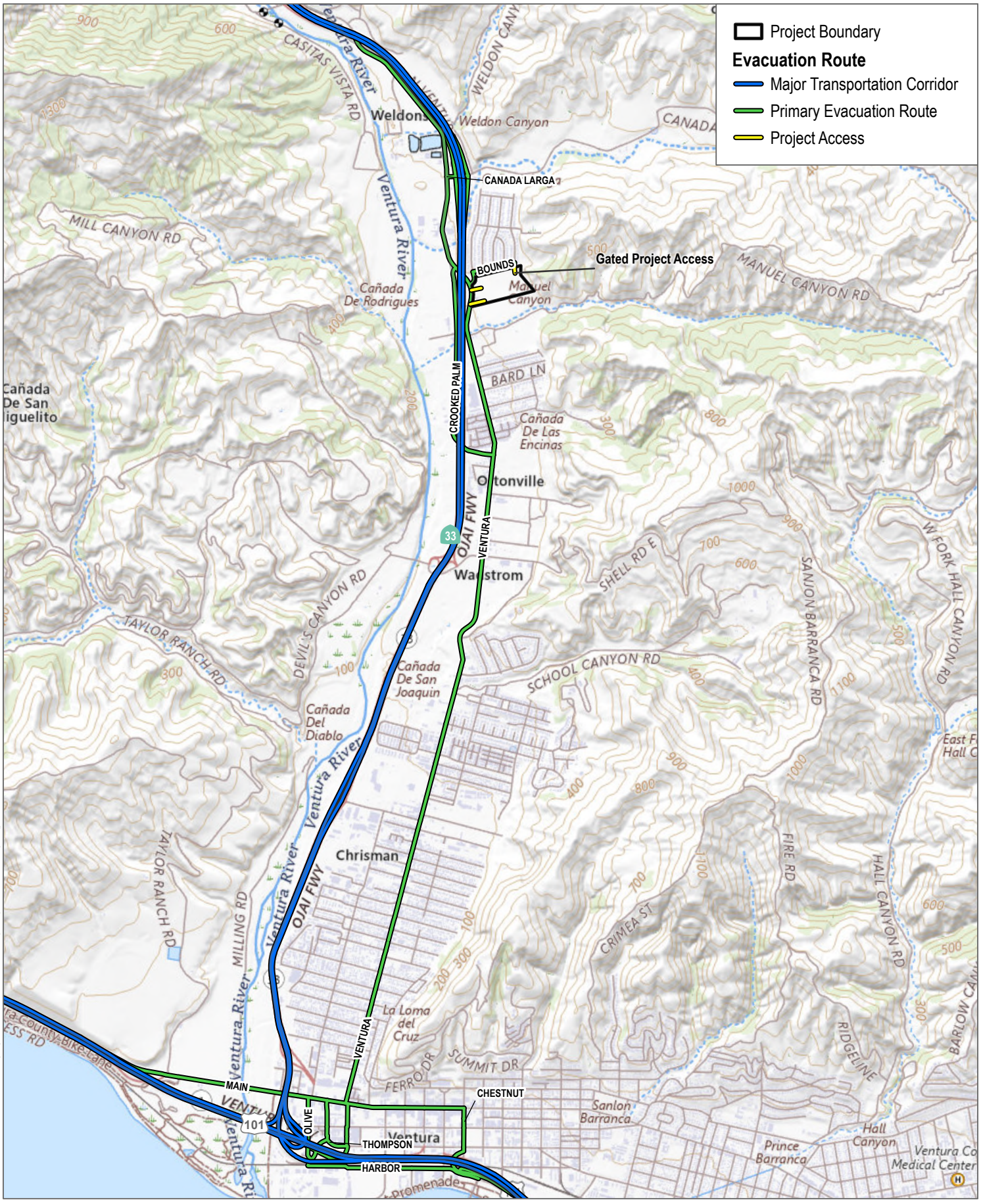

SOURCE: USGS National Map 2025

DUDEK

0 1,250 2,500 Feet

FIGURE 4

Evacuation Routes

Ventura Ranch WES

INTENTIONALLY LEFT BLANK

Evacuation Population

As the Project proposes a residential development, this analysis assumes a night-time evacuation event when the majority of residents of both the Project and surrounding communities are assumed to be in their residences.[2] Population projections and number of vehicles are estimated in Table 2, Project and Surrounding Communities Population Projections and Vehicle Ownership, to both provide a conservative assessment of evacuating populations while also avoiding double-counting of evacuating populations where feasible.

Table 2: Project and Surrounding Communities Population Projections and Vehicle Ownership

Vissim Zone	Name	Land Use	Size[1]	Unit	Average Vehicle Ownership[2]	Total Evacuating Vehicles
A	Ventura Ranch Farmworker Housing Project	Residential	565	Spaces	1.00	565
					Proposed Project (Zone A) Total	**565**
B	Norway Drive	Residential	208	DU	1.97	409
C	Los Cabos-Magnolia	Residential	349	DU	1.97	686
					Surrounding Evacuating Zones B – C (Existing) Total	**1,095**
					Total Zones A – C (Existing plus Project Total)	***1,660***

Notes:

[1] Sizes of the existing surrounding land uses were determined from aerial observations using Google Earth, along with the most recent available data from Parcel Quest and the U.S. Census Bureau in addition to manual counts in areas that did not have dwelling unit data available.

[2] Average Vehicle Ownership Assumptions:

- All land uses are residential (w/"DU" [dwelling unit] as unit) and use a 1.97 vehicles/unit rate to determine number of evacuating vehicles per average vehicles/household rate from Ventura County and Census Tract ACS data (2023).

[3] A night-time evacuation event in this study roughly refers to the hours between midnight and 6am, which assumes the time-period during which the highest number of residents are at home and is representative of the land use with the highest number and concentration of evacuating vehicles in the study area. During this time-period, schools, retail, restaurant, and other commercial or service-type land uses are assumed to generate a negligeable number of evacuating vehicles.

4.3.2 Modeling Results

Based on the analysis methodology described in the previous section, Table 3, Evacuation Modeling Scenarios and Evacuation Time Summary, summarizes the evacuation time for each analysis scenario. The evacuation time does not depict the evacuation time for each individual person within an evacuation area, but rather the total amount of time needed to evacuate all populations modeled from an area. Populations located in closer proximity to the IC designated safe zone will safely evacuate sooner than the total calculated evacuation time identified in Table 3. Detailed evacuation travel time analysis information is provided in Appendix A, Evacuation Modeling Technical Memorandum.

As shown below, in Table 3, the following is a summary of the evacuation time for each scenario:

- Scenario 1: It would take approximately 43 minutes to evacuate the existing land uses.
- Scenario 2: It would take approximately 37 minutes to evacuate the proposed Project.
- Scenario 3: It would take approximately 58 minutes to evacuate the existing land uses and cumulative projects.

Table 3. Evacuation Modeling Scenarios and Evacuation Time Summary

Scenario	Total Evacuation Vehicles			Evacuation Time (Minutes) by Area		Maximum Evacuation Time by Scenario (H:MM)	Average Evacuation Time by Scenario (H:MM)
	Existing Areas	Ventura Ranch Farmworker Housing Project Area	Total	Existing Areas	Ventura Ranch Farmworker Housing Project Area		
1: Existing 2025	1,095	0	1,095	43.91	0.00	**0:43**	**0:40**
2: Project Only	0	565	565	0.00	37.98	**0:37**	**0:37**
3: Existing plus Project	1,095	565	1,660	53.53	58.55	**0:58**	**0:53**

Notes: 00.00 = Maximum evacuation time for each scenario (time for last vehicle to leave the network and enter a safe area)

In Scenario 1, Existing 2025, the evacuation of 1,095 vehicles from the study area to merge onto the SR-33 resulted in an evacuation time of approximately 43 minutes. In Scenario 2, Project Only, the evacuation of 565 vehicles from the Project site, merging onto the SR-33, resulted in an evacuation time of approximately 37 minutes . In Scenario 3, Existing plus Project, the evacuation of 1,660 vehicles from the study area to merge onto the SR-33 resulted in an evacuation time of approximately 58 minutes. The difference in average evacuation times when comparing the existing 2025 conditions to the existing plus Project conditions resulted in an increase of 13 minutes, with a maximum evacuation time increase of 15 minutes.

4.4 Potential for Project Evacuation Impacts

There are currently no significant standards for evacuation travel time for the Project area or established in the CEQA Guidelines. Public safety, not time, is generally the guiding consideration for evaluating impacts related to emergency evacuation. The County considers a Project's impact on evacuation significant if the Project would significantly impair or physically interfere with implementation of an adopted emergency response or evacuation plan; or if the Project would expose people or structures to a significant risk of loss, injury, or death involving wildland fires.

Safely undertaking large-scale evacuations may take several hours or more and require moving people long distances to designated areas. Further, evacuations are fluid and timeframes may vary widely depending on numerous factors, including, among other things, the number of vehicles evacuating, the road capacity to accommodate those vehicles, occupants' awareness and preparedness, evacuation messaging and direction, and on-site law enforcement control.

Notwithstanding evacuation challenges and variables, the success rate in the County in safely managing both mass and targeted evacuations is very high. For example, the 2017 Thomas Fire caused 31 evacuation orders to more than 90,000 residents, with CAL FIRE and VCFD reporting 1 civilian and 1 firefighter fatality (Ventura County All Hazards Evacuation Plan, 2024). Losses of life in virtually every large wildfire were related to persons who ignored initial evacuation warnings, many of whom were located in rural areas with long, exposed evacuation routes. Technological advancements and improved evacuation strategies learned from prior wildfire evacuation events have resulted in a system that is many times more capable of managing evacuations. With the technology in use today in the County, evacuations are more strategic and surgical than in the past, evacuating smaller areas at highest risk and phasing evacuation traffic so that it flows more evenly and minimizes the surges that may slow an evacuation. Mass evacuation scenarios where large populations are all directed to leave simultaneously, resulting in traffic delays, are thereby avoided, and those populations most at risk safely evacuate. As implemented in past wildfire evacuations, an early evacuation of the area may occur several or more hours prior to actual threatening conditions at the Ventura Ranch Farmworker Housing Project site, depending on conditions and fire spread projections.

In an evacuation, the Project occupants would primarily utilize SR-33 and U.S. Route 101, as illustrated in Figure 4 – Evacuation Routes. Based on the typical road capacity, an evacuation of the Project site and surrounding land uses, under worst-case conditions, would take approximately 59 minutes to evacuate if all traffic was using the SR-33. While one cumulative project has been identified in Casitas Springs, located approximately 2.5-3 miles north of the Project site, this project is located outside of the study area. As such, an existing plus cumulative project scenario with and without the Ventura Ranch Farmworker Housing Project has not been included in this study. Cumulative impacts would be limited to ambient growth, which would not contribute enough evacuation traffic to result in a significant impact on evacuation.

As discussed above, the Project would provide emergency managers the alternative option of recommending occupants to temporarily seek refuge on site in fire-resistant buildings or within the converted landscapes and hardscapes that would not readily facilitate wildfire spread. This would provide emergency managers with a safer alternative to risking a late evacuation. Additionally, the Project would provide a new north/south evacuation route that would provide secondary access for the Project as well as the community to the north. Further, the Project does not propose to cut off or otherwise modify existing evacuation routes. Considering these facts and others presented herein, the Project would not expose people to a significant risk of loss or death involving wildland fires related to evacuation, would not interfere with evacuation response planning, and would not result in inadequate emergency access.

4.4.1 Efficacy of Modern Code Conversation

The Project's proposed residential development includes safe corridors, ingress and egress points, and available evacuation routes. The perimeter FMZs would keep an active flaming front at great distances from structures and support defensibility for the existing fire environment. These features make the Project substantially more resilient to potential fire hazards than developments where vegetation is allowed to grow between and among structures. Alexandra D. Syphard, a fire expert who has studied fire conditions in San Diego County, has consistently maintained that low to medium density developments that are interspersed or inter-mixed with wildland vegetation have the highest risk of fire-related damage (Syphard, et. al. 2013, Syphard et. al. 2017. Syphard, et. al. 2020). Although her research occurred in San Diego County, the general topography and vegetation that was present in the study areas are similar to those found across Southern California, including the project location, in Ventura County.

Ms. Syphard's long-held position that higher-density developments built with ignition-resistant building materials and defensible space requirements, which has been specified for the proposed Project in the FPP, fare much better because defensible space reduces the flame length and spread of fire and ignition resistant construction limits ember intrusion and increases the time it takes for a structure to catch fire. These measures also significantly improve the ability of structures (and people) to survive wildfires.

Similar to these examples, the Ventura Ranch Farmworker Housing Project includes a multi-layered fire protection system that is based on ignition resistant buildings and landscapes, adherence to stringent codes, fire-fighting water availability, and sound evacuation planning that includes a contingency option for residents who may be directed to temporarily shelter within the community during a wildfire evacuation. The Project, like other new, master-planned communities, should not be compared with older, less restrictive communities that were not built in compliance with the latest building and fire codes or conducting ongoing maintenance for fuel modification. Other new communities, such as those in the Castaic community during the 2025 Hughes Fire, have performed extremely well during wildfires; given the Project's location, surrounding fire environment, and proposed fire protection plans, it is anticipated that the Project will represent lowered risk to both Project residents and nearby neighboring communities.

INTENTIONALLY LEFT BLANK

5 Wildfire/Evacuation Awareness

Although not required by regulation or code, nor relied upon for purposes of reaching the significance conclusions set forth in this WES, the Project can be proactive in its outreach to its occupants regarding fire safety, wildfire and evacuation awareness, and general evacuation procedures. Educating populations in FHSZ and WUI areas on wildfire safety and evacuation can make for an even more efficient and effective evacuation, such as understanding how to receive emergency notifications and the different types of notifications keeps occupants informed, what to include in your emergency kit for your home or vehicle keeps occupants ready to evacuate when notified, encouraging evacuees to carpool helps reduce the number of vehicles on evacuation roadways. Similarly, the Project can also coordinate with local fire agencies to engage occupants in fire safety and evacuation awareness through a variety of methods as described further below.

The focus of the "Ready, Set, Go!" program is on public awareness and preparedness, especially for those living and working in the WUI areas. The program is designed to incorporate the local fire protection agency as part of the training and education process in order to ensure that evacuation preparedness information is disseminated to those subject to the potential impact from a wildfire. There are three components to the program:

- "READY" – Preparing for the Fire Threat**:** Take personal responsibility and prepare long before the threat of a wildfire so you are ready when a wildfire occurs. Confirm you are registered for Wireless Evacuation Alerts, and VC Alert. Make sure all occupants have an individual Action Plan.
- "SET" – Situational Awareness When a Fire Starts: If a wildfire occurs and there is potential for it to threaten the Ventura Ranch Farmworker Housing Project and surrounding communities, pack your vehicle with your emergency items. Stay aware of the latest news from local media and your local fire department for updated information on the fire. If you are uncomfortable, leave the area.
- "GO!" – Leave Early! Following your Action Plan provides you with knowledge of the situation and how you will approach evacuation. Leaving early, well before a wildfire is threatening the area, provides you with the least delay and results in a situation where, if a majority of neighbors also leave early, firefighters are now able to better maneuver, protect and defend structures, evacuate other occupants who couldn't leave early, and focus on citizen safety.

"READY SET GO!" is predicated on the fact that being unprepared and attempting to flee an impending fire late (such as when the fire is physically close to your community) is dangerous and exacerbates an already confusing situation. This Ventura Ranch Farmworker Housing Project WES provides key information that can be integrated into the individual Action Plans, including the best available routes to use in the event of an emergency evacuation.

Situation awareness requires a reliable information source. One of the most effective public notification methods is Reverse 911. The Ventura County Sheriff OES operates the Reverse 911 notification system that provides a recorded message over land line telephone systems relating to evacuation notices. In addition, OES operates a program known as VC Alert that has the capability to send emergency notifications over both land lines as well as to cell phones and via text messages. It is up to individual employees to register their cell phones for VC Alert. The registration of cell phones can be done online at https://www.readyventuracounty.org/vc-alert/. In addition, the Ventura County Emergency Alert System is county-wide and broadcasts emergency information via three radio stations: KVTA 1590 AM, KHAY 100.7 FM, KNLA 103.7 FM (Spanish).

The following provides examples of best practices for how the Project could proactively implement a wildfire and evacuation awareness program. Appendix B, Federal Preparedness Resources, and Appendix C, State and Local Preparedness Resources, offer preparedness resources that can be used for outreach.

Ventura Ranch Farmworker Housing Project can identify a Fire Safety Coordinator that is responsible for:

1. Overseeing implementation of this WES and overall fire coordination with VCFD and VCSO.

2. Implementing a proactive facility wildfire education program utilizing a multi-pronged approach to fire safety following the "**Ready, Set, Go!"** approach to wildfire evacuation, to include, but not limited to:

    i. Annual wildfire and evacuation safety awareness meeting in coordination with local fire agencies.
    ii. Annual reminder notices will be provided to each employee encouraging them to review this WES and be familiar with evacuation protocols.
    iii. The Project website will host a webpage dedicated to wildfire and evacuation education and awareness, which should include a copy of this Wildfire Evacuation Study and the resources provided herein.

3. Coordinating an annual fire evacuation drill/ fire exercise to ensure proper safety measures have been implemented, facility awareness and preparation of a facility-wide **Ready, Set, Go!"** plan.

4. Organizing an employee training and awareness through various practices:

    i. New hire fire awareness and evacuation training
    ii. Ongoing staff training
    iii. Facility sweeps by trained staff
    iv. Strategically placed fire safety and evacuation/sheltering protocol information, as determined by the Fire Safety Coordinator.

While the practices above for would support an informed populace and would further improve safety and reduce and/or avoid problems during an evacuation, the evacuation modeling herein is not predicated on implementation of those practices. Therefore, as previously demonstrated, the Project would not expose people or structures to a significant risk of loss, injury or death involving wildland fires or substantially impair implementation of or physically interfere with an adopted emergency evacuation plan or emergency response plan.

INTENTIONALLY LEFT BLANK

6 Limitations

Wildfire Evacuation Study ("WES")

This WES analyzes the existing community's evacuation times currently, and assuming the construction of the Project as it relates to wildfires; however, the components of the plan may also be useful in similar situations, as noted above. The estimated evacuation times are based on several assumptions detailed in this WES. However, actual evacuation times may be faster or slower than the estimates, depending on the type of emergency, the extent of the evacuation, its gravity, the time of day, and other factors. A collective, community–wide evacuation of existing populations and the proposed population from the Project would include congested roads in its existing condition that are improved, but still congested with the Project. Congested roads are normal in any urban setting when a large evacuation is declared unless it is managed appropriately (*e.g.*, evacuation areas are staggered to reduce the potential traffic surges that can significantly impact evacuations), there would still be the potential for congestion and delays.

This WES promotes the "Ready, Set, Go!" model, adopted by Ventura County Fire Department, CAL FIRE, and many fire agencies statewide. The goal is to raise agency and citizen awareness of potential evacuation issues and get a majority of the public "Ready" by taking a proactive stance on preparedness, training drills, and resident education, and evacuation planning efforts.

The Project populace will be "Set" by closely monitoring the situation whenever fire weather occurs and/or when wildfire occurs and elevating pre-planned protocol activities and situational awareness.

Lastly, fire or law enforcement officials will mandate that populations "Go" by executing pre-planned evacuation procedures. The preferred alternative, initially, may well be early evacuation. However, there may be instances when evacuation is not possible, is not considered safe, or is not an option based on changing conditions, or other factors.

The Project also is designed specifically to maintain an enhanced resistance to wildfire ignition and perform as a fire adapted Project, offering fire and law officials with additional options for safety to the populace compared to those options available to less thought-through projects.

As noted, this WES does not and cannot provide any guarantees. Fire is a dynamic and unpredictable occurrence, and it is important for those in a high fire severity zone to educate themselves on practices that will improve safety and that will be able to be implemented at the individual level rapidly and effectively, albeit in combination with protocols and "in-the-field" decision making of emergency responders.

Summary – Vehicle Travel Time Scenarios

This WES presents a reasonable vehicle travel time estimate based on professional judgments made by Dudek, taking into consideration input from Dudek and other resources. Changing any number of these assumptions can lengthen or shorten the average vehicle travel time. For instance, a situation could arise in which professionals *may* choose to utilize additional roadways for evacuation not utilized in the Dudek analysis and *may also* choose to send more vehicle trips to certain evacuation routes and *may also* choose to guide vehicle trips to more or different route permutations relative to what has been modeled in this the Dudek analysis. The net result of changing the variables selected could yield an average evacuation travel time shorter or longer than the results detailed in the Dudek analysis.

Many factors can shorten or lengthen the vehicle time from the results shown herein. For example:

1. Changing the possible evacuation routes selected would affect the results. For instance, utilizing roads for ingress and/or egress that are not utilized in this analysis could shorten vehicle travel times relative to the results shown herein.
2. Increasing or decreasing the number of path permutations and percentage of the population utilizing each route that leads out of the immediate area could shorten or lengthen vehicle travel time relative to the results shown herein.
3. Emergency professionals electing to reserve certain road lanes for emergency vehicle ingress for portions of time could affect the travel time relative to the results shown herein.
4. Assuming evacuees utilize fewer or more vehicles to evacuate from the Project or surrounding communities relative to the Vehicle Utilization Rate selected in the analysis would shorten or lengthen vehicle travel time relative to the results shown herein.
5. Changing the mix of vehicle trips allocated to each evacuation route could shorten or lengthen vehicle travel time relative to the results shown herein.
6. Assuming a different road capacity adjustment factor could shorten or lengthen the vehicle travel time relative to the results shown herein.
7. Assuming fewer people are at home when the evacuation notice is given would reduce the number of vehicle trips and shorten vehicle travel time relative to the results shown herein. For instance, an evacuation during daytime hours would typically result in fewer outbound trips than assumed in this analysis.
8. Assuming some portion of vehicle trips are made in advance of the evacuation notice would reduce the number of vehicle trips relative to the results shown herein.
9. Assuming some homeowners and their families are not in the Study Area when evacuation notice is given (most likely in a daytime evacuation event), could reduce the number for vehicle trips relative to the results shown herein.

The evacuation time analysis is necessarily limited in scope given the numerous variables inherent in a wildfire and evacuation event. However, as discussed above, it is not anticipated that the Project will significantly impact evacuation of the proposed or existing surrounding communities based on evacuation times and other qualitative considerations.

Limitation On Reliance Or Dependence Upon Report

Any person or entity furnished with this report and/or who reviews it agrees that the advance written consent of Dudek be sought and furnished to such person or entity prior to the review, reliance or authorization as to any matters that are the subject of the reports by any person or entity (whether through act or omission as set forth in the report), other than Dudek's direct client. In such case, obtaining Dudek's consent shall not be subject to any fee or charge (other than reasonable copy costs, where applicable).

Dudek expressly disavows, does not assume any responsibility for, nor will be liable for any claims, losses, or damages associated with any matters that are the subject of this or other reports it prepares or contributes to respecting this project, however characterized (including without limitation as sounding in tort, breach of contract, misrepresentation by act or omission, failure to adhere to applicable standards of professionalism, statutory liability, etc.), whether in law or equity, whether known or unknown, and whether actual or contingent, excepting only Dudek's direct client, as to which the limitation of liability provisions in the contract between Dudek and its client shall govern.

.

INTENTIONALLY LEFT BLANK

7 References

Alexandra D. Syphard and Jon E. Keeley, "Why Are So Many Structures Burning in California," Fremontia, 2020, p. 30 ["Data show that fires tend to be most frequent at low to intermediate housing and population densities."]

Alexandra D. Syphard, Teresa J. Brennan, and Jon E. Keeley, "The Importance of Building Construction Materials Relative to Other Factors Affecting Structure Survival During Wildfire," International Journal of Disaster Risk Reduction, Vo. 21 (2017), p 141 ["These [low to medium density] exurban housing developments are also located within complex terrain and may be more difficult to access by fire suppression crews; thus, low housing density has shown to be a major factor contributing to structure destruction in the [San Diego County] region."

Alexandra D. Syphard, Avi Bar Massada, Van Butsic, and Jon E. Keeley, "Land Use Planning and Wildfire: Development Policies Influence Future Probability of Housing Loss," PLoS ONE Vol 8, Issue 8 (2013), doi:10.1371/journal.pone.0071708.

California Building Industry Association (CBIA) 2022. Memorandum Subject: Supplemental Comments on the Board of Forestry Proposed Fire Safe Regulations. Dated January 19, 2022. https://blog.aklandlaw.com/wp-content/uploads/sites/282/2022/04/D-5.pdf

CalOES. 2017. State of California Emergency Plan. https://www.caloes.ca.gov/wp-content/uploads/Preparedness/Documents/California_State_Emergency_Plan_2017.pdf

CalOES. 2023. Integrated Evacuation Planning for Jurisdictions and Individuals with Access and Functional Needs. https://www.caloes.ca.gov/wp-content/uploads/AFN/Documents/AFN-Library/Cal-OES-Integrated-Evacuation-Planning-Guide.pdf

California Office of the Attorney General. 2022. Best Practices for Analyzing and Mitigating Wildfire Impacts of Development Projects Under the California Environmental Quality Act. https://oag.ca.gov/system/files/attachments/press-docs/2022.10.10%20-%20Wildfire%20Guidance.pdf.

Collins, J. 2025. "California Rules Will Require More Fire Resistant Homes in Palisades, Altadena" https://www.ocregister.com/2025/02/23/california-rules-will-require-more-fire-resistant-homes-in-palisades-altadena/

Cova, T.J., P.E. Dennison, and F.A. Drews. 2011. "Modeling evacuate versus shelter-in-place decisions in wildfires." *Sustainability* 3(10): 1662–1687. http://www.mdpi.com/2071-1050/3/10/1662/.

Department of Homeland Security. 2019. Planning Considerations: Evacuation and Shelter in Place – Guidance for State, Local, Tribal and Territorial Partners. https://www.fema.gov/sites/default/files/2020-07/planning-considerations-evacuation-and-shelter-in-place.pdf. Accessed DECEMBER 2024.

Goodson, C., and B. Adams. International Fire Service Training Association. Fundamentals of Wildland Fire Fighting. Third Edition.

FEMA. 2012. Your Role in Fire-Adapted Communities https://www.usfa.fema.gov/downloads/pdf/publications/fire_adapted_communities.pdf

FEMA. 2021. New Developments' Construction Standards Require Wildfire Mitigation. https://www.fema.gov/case-study/new-developments-construction-standards-require-wildfire-mitigation.

Fire. 2020. 2020 Fire Year Incident Archive https://www.fire.ca.gov/ nbju08oincidents/2020/

Firescope. 2013. International Fire Chiefs Association. “Ready, Set, Go!” http://wildlandfirersg.org/.

Sorensen, J., and B. Vogt. 2006. Interactive Emergency Evacuation Guidebook. Prepared for the Protective Action IPT – Chemical Stockpile Emergency Preparedness Program.

Vogt, B. 1990. Evacuation of Institutionalized and Specialized Populations, ORNL/SUB-7685/1 & T23. Oak Ridge, Tennessee: Oak Ridge National Laboratory.

Vogt, B. 1991. “Issues in nursing home evacuations.” *International Journal of Mass Emergencies and Disasters* 9:247–265.

Wolshon, B., and E. Marchive. 2007. “Planning in the Urban Wildland Interface: Moving Residential Subdivision Traffic During Wildfires.” *ASCE J. Urban Plann. Dev. – Special Emergency Transportation Issue* 133(1):

INTENTIONALLY LEFT BLANK

Appendix A

Evacuation Modeling Technical Memorandum

DUDEK
MAIN OFFICE
605 THIRD STREET
ENCINITAS, CALIFORNIA 92024
T 800.450.1818 F 760.632.0164

MEMORANDUM

To:	Ventura Ranch Partners LLC
From:	Amanda Meroux, TE, Traffic Engineer
	Tyler Mathews, Transportation Specialist
Subject:	Ventura Ranch Farmworker Housing Project Wildfire Evacuation Modeling
Date:	May 16, 2025
cc:	Lisa Maier, Dudek
	Mike Huff, Dudek
Attachment(s):	Figures 1-3
	Attachment A – Vehicle Ownership Census Data
	Attachment B – Evacuating Population Tables for all Scenarios
	Attachment C – Vissim Evacuation Analysis Worksheets
	Attachment D – Evacuation Analysis Summary Charts and Tables

This technical memorandum provides an emergency evacuation modeling analysis of vehicles from the proposed Ventura Ranch Farmworker Housing Project (Project), and provides an assessment of the time required to evacuate the Project Area under three (3) scenarios during a wind-driven fire event requiring evacuation of the Project and the surrounding communities.[1] This memorandum serves as a technical resource to provide evacuation times simulated during various evacuation scenarios, and should not be used in place of, or solely as, an Evacuation Plan.

1 Project Description

The overall Ventura Ranch development is comprised of approximately 82.92 acres of land. The Ventura Ranch Project Site is in the unincorporated Ventura County, north of the City of Ventura. The Project is in Ventura's sphere of influence but not immediately adjacent to a city boundary. The Project is directly south of the Valley Vista community (Figure 1, Project Location). Access to Project is provided by two access points on Ventura Avenue. Immediately adjacent to the Project Site is a combination of residential, agricultural, and open space land uses. To the north, the Project Site is bordered by a residential community; to the west, the Site is bordered by open land; to the south, the Site is bordered by existing residential and commercial uses; and to the east, the sites are bordered by a combination of industrial, agricultural, and open spaces.

The Ventura Ranch Project (Project) is a proposed residential community on vacant land located near the agricultural regions of the Oxnard Plain. The Project proposes to provide critical farmworker housing for Ventura County. Ventura Ranch will provide affordable dwelling units exclusively for farmworkers and their families. The project proposes construction of 328 apartments and 565 parking spaces, as well as community spaces such as

[1] This technical memorandum was prepared in coordination with the Ventura Ranch Farmworker Housing Project Wildfire Evacuation Study, prepared by the Dudek Fire Protection and Evacuation Planning Team.

a basketball court, a garden, walking paths, and playgrounds (Figure 2, Site Plan). The apartments range in size from approximately 570 square feet to approximately 1,095 square feet.

Evacuating vehicles from the Project site are included in this modeling analysis and are identified as the Ventura Ranch Farmworker Housing Project Total Scenario. Further discussion of the assumed vehicles included in this analysis and all other modeled assumptions are detailed in Chapter 2 below.

2 Assumptions

Due to the highly variable nature of any type of evacuation event, numerous assumptions must be made when creating evacuation models used to assess traffic impacts. Some of these assumptions include, but are not limited to: the determination of the population that needs to be evacuated, number and type of vehicles used by the evacuating population, operation and control of intersections, number of available egress lanes, routes available at the time of the event, mobilization time and route choice of all populations, exact location of the fire's start and spread, weather conditions, visibility, topography, etc.

Creating models that account for all permutations of these variables would be extremely resource intensive. As such, this technical memorandum provides a representative model of a fire evacuation event under various project scenarios and reports the evacuation times associated with the assumptions below. Assumptions included in this analysis are considered based on a balance of both conservative and realistic assumptions, evaluating all available population and location characteristics available and using of the best available modeling software and methodologies.

During an actual large-scale evacuation event, coordination between many departments, agencies, and organizations under uniform command would be required, and would take into consideration all available information to tailor the evacuation response to the given situation. Evacuation instructions, or directives to shelter-in-place, would be issued by protocols outlined in the Ventura County Operational Area (OA) Emergency Operations Plan (EOP).[2] As such, the traffic model developed for and used in this analysis is meant only to serve as a resource to inform evacuation timeframes, which may be used by agencies and planning authorities in outlining emergency response guidelines.

2.1 Analysis Scenarios

The following analysis scenarios are included in this study. All scenarios assume a mass evacuation event in which all vehicles leave the study are simultaneously. Background traffic is not considered in this analysis, populations outside of the study area are not assumed to be included in the same evacuation order as the proposed project and would not be assumed to add vehicles to the roadway network during the evacuation event.

Scenario 1 – Existing Conditions

Existing conditions are representative of current conditions, including roadway and intersection geometrics as well as the number of occupied dwelling units in the study area.

[2] Ventura County Operational Area Emergency Operations Plan (2021). https://s29710.pcdn.co/wp-content/uploads/2021/03/EOP-Draft-Public.pdf

Scenario 2 – Ventura Ranch Farmworker Housing (Project) Only

The isolated Project conditions provide an analysis of evacuation times of Project vehicles only, assumed to be the maximum number of parking spaces available on-site (565 vehicles).

Scenario 3 – Existing plus Project Conditions

The Existing plus Project scenario includes all assumptions from the Existing baseline conditions, with the addition of evacuating vehicles from the proposed Project.

While one cumulative project has been identified in Casitas Springs, located approximately 2.5-3 miles north of the Project site, this project is located outside of the study area. As such, an existing plus cumulative project scenario with and without the Ventura Ranch Farmworker Housing Project has not been included in this study.

2.2 Circulation Network and Evacuation Routes

The Project would construct two new driveways to Ventura Avenue as well as connect an internal road to the existing residential neighborhood adjacent to the Project's northern boundary, as described further below. No additional external roadways would be constructed with development of the proposed Project. A summary of all evacuation routes assumed in this analysis is also provided below in Figure 3.

For the purposes of this analysis, contraflow lanes (e.g., lanes normally meant for westbound traffic would not be redirected to accommodate eastbound traffic) are not assumed along any roadway under the modeled scenarios evaluated in this report.

Additionally, as the study area is located approximately 0.5 miles from SR-33, Travel times from the study area zones under uncongested conditions were validated using Google Maps travel time estimates.

Major Transportation Corridor

State Route 33 (SR-33) serves as the major transportation corridor throughout the region. Within the study area, SR-33r is a 4-lane, divided freeway, providing access to the north into the community of Casita Springs as well as State Route 150. To the south, SR-33 provides access to the City of Ventura and US 101. For the purposes of the analysis, it is assumed that a vehicle will be considered in a safe area once it merges onto SR-33.

Primary Evacuation Routes

Ventura Avenue and Crooked Palm Road will serve as the primary evacuation routes out of the study area. The main Project driveways to Ventura Avenue will serve as the primary evacuation routes for the Project's residential land uses. Ventura Avenue provides access to Canada Larga Road and Shell Road West which allows entry to SR-33.

Ventura Avenue is currently striped as a 2-lane road, extending from US 101 to SR-33. According to Ventura County's General Plan, Ventura Avenue is classified as a Minor Arterial/Major Collector. Upon development of the Project, Ventura Avenue would provide primary access to the Project and serve as access to the water supply. For the purposes of the analysis, it is assumed that a vehicle will be considered in a safe area once it proceeds through the Ventura Avenue and Dakota Drive intersection.

Crooked Palm Road is currently striped as a 2-lane road, extending from Ventura Avenue to the north and reconnecting to Ventura Avenue to the south. Crooked Palm Road does not have a specific roadway classification per the County's General Plan.

Canada Larga Road is currently striped as a 2-lane road, extending from Sulphur Canyon Road to Ventura River Trail. Canada Larga Road does not have a specific roadway classification per the County's General Plan.

Shell Road West is currently striped as a 2-lane road, extending from Ventura Avenue to Mill Canyon Road. Shell Road West does not have a specific roadway classification per the County's General Plan.

2.3 Evacuating Population

As the proposed Project is a residential development, this analysis assumes a night-time evacuation event when the majority of residents of both the Project and surrounding communities are assumed to be in their residences.[3] Population projections and estimated number of vehicles are estimated in Table 1 to both provide a conservative assessment of evacuating populations while also avoiding double-counting of evacuating populations where feasible. Figure 3 includes the locations and surrounding existing and future developments included in this analysis.

[3] A night-time evacuation event in this study roughly refers to the hours between midnight and 6am, which assumes the time-period during which the highest number of residents are at home and is representative of the land use with the highest number and concentration of evacuating vehicles in the study area. During this time-period, schools, retail, restaurant, and other commercial or service-type land uses are assumed to generate a negligeable number of evacuating vehicles.

Table 1. Project and Surrounding Communities Population Projections and Vehicle Ownership

Vissim Zone	Name	Land Use	Size[1]	Unit	Average Vehicle Ownership[2]	Total Evacuating Vehicles
A	Ventura Ranch Farmworker Housing Project	Residential	565	Spaces	1.00	565
					Proposed Project (Zone A) Total	**565**
B	Norway Drive	Residential	208	DU	1.97	409
C	Los Cabos-Magnolia	Residential	349	DU	1.97	686
					Surrounding Evacuating Zones B – C (Existing) Total	**1,095**
					Total Zones A – C (Existing plus Project Total)	***1,660***

Notes:

[1] Sizes of the existing surrounding land uses were determined from aerial observations using Google Earth, along with the most recent available data from Parcel Quest and the U.S. Census Bureau in addition to manual counts in areas that did not have dwelling unit data available.

[2] Average Vehicle Ownership Assumptions:

- Surrounding residential (w/"DU" [dwelling unit] as unit) and use a 1.97 vehicles/unit rate to determine number of evacuating vehicles per average vehicles/household rate from Ventura County and Census Tract ACS data (2023). See Attachment A.
- Ventura Ranch Farmworker Housing (Project) utilizes total provided parking as tabulated in the Project Site Plan (see Figure 2) to determine number of evacuating vehicles.

3 Methodology

The evacuation times presented in this analysis were determined using the traffic simulation software PTV Vissim. Vissim is a multimodal, microsimulation software that allows for the modeling of numerous vehicle compositions, scenarios, and traffic assignment methods. During a simulation, Vissim collects data from each vehicle every 0.1 seconds, capturing data including the vehicle's location, speed, its time spent stopped or queuing, and the time the vehicle enters or leaves the network.

Additionally, Vissim provides a dynamic traffic assignment (DTA) method for vehicle simulation, which allows the model to take into consideration travel choices, traffic flows, and other costs throughout the simulation such that the interaction between the network and demand can vary with time. For example, as congestion increases or decreases, some routes may become more optimal than others. DTA models recognize those changing conditions to provide more realistic evaluation results compared to traditional static traffic assignment models, where a vehicle's route is set prior to simulation and does not vary with time during the simulation. PTV recommends running 20 or more simulations when using a DTA model such that a sufficient representation of data is available for each evacuation scenario.

To determine evacuation times, all vehicles simulated under each scenario were recorded, including start times from an origin zone, and end times at a destination zone. An evacuating vehicle is removed from the traffic network, and its time stamp recorded once it passes through a destination zone, which are modeled south on the SR-33 freeway and south on Ventura Avenue to represent safe areas from the evacuation. It is assumed once a vehicle either merges onto SR-33 at the Canada Larga Road or Shell Road interchanges, or reaches Dakota Drive along Ventura Avenue traveling south towards the City of Ventura, it is within a safe area. Evacuation time results are averaged in this report to provide a representative analysis of simulations. A summary of the simulation runs is provided in Attachment C.

4 Evacuation Analysis

To evaluate the evacuating vehicles from the Project and surrounding existing and planned communities, the Vissim network is modeled with origin zones, as identified in Table 1 above. Using a conservative approach, the worst-case scenario was assumed, in which all vehicles belonging to households in the study area, instead of the necessary number of vehicles needed to evacuate the impacted population. Table 3 summarizes the evacuation times by area type. The highest evacuation time shown in Table 3 is also the maximum evacuation time, or the time it takes for the last vehicle to leave the network under each scenario.

Exhibit 1 shows a graphical representation of Table 2. Detailed evacuation times by modeled zone and scenario run are provided in Attachment C, and averaged maximum evacuation times by scenario are summarized in Attachment D.

Table 2. Evacuation Modeling Scenarios and Evacuation Time Summary

Scenario	Total Evacuation Vehicles			Evacuation Time (Minutes) by Area		Maximum Evacuation Time by Scenario (H:MM)	Average Evacuation Time by Scenario (H:MM)
	Existing Areas	Ventura Ranch Farmworker Housing Project Area	Total	Existing Areas	Ventura Ranch Farmworker Housing Project Area		
1: Existing 2025	1,095	0	1,095	43.91	0.00	**0:43**	**0:40**
2: Project	0	565	565	0.00	37.98	**0:37**	**0:37**
3: Existing plus Project	1,095	565	1,660	53.53	58.55	**0:58**	**0:53**

Notes: 00.00 = Maximum evacuation time for each scenario (time for last vehicle to leave the network and enter a safe area)

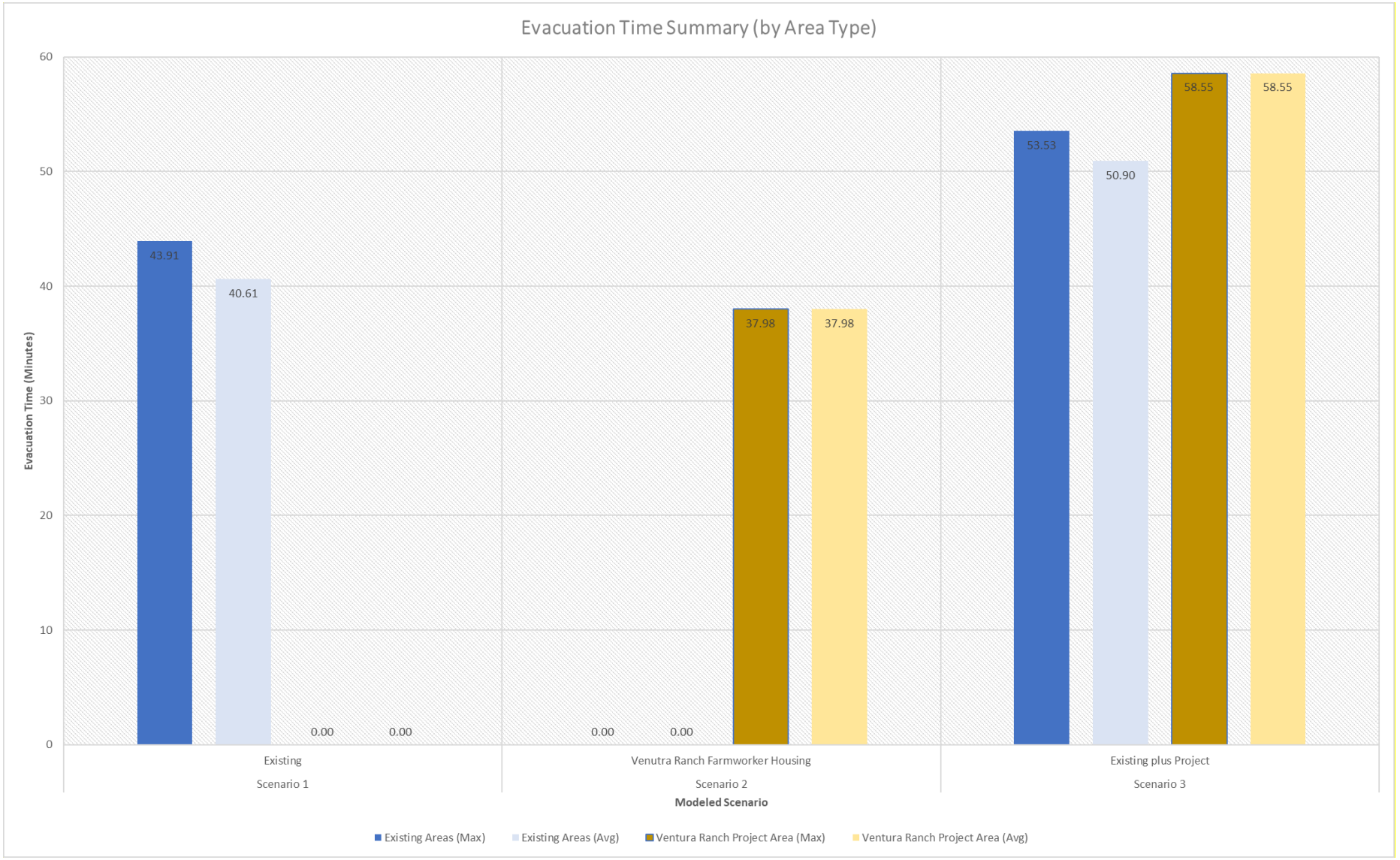

***Exhibit 1** - Evacuation Time Summary*

The following discussion summarizes the results of the evacuation time analysis under each scenario:

Scenario 1 – Existing

Under Existing (Scenario 1) conditions, all existing residential development communities with roadway connections onto Ventura Avenue are included in this scenario, as shown in Figure 3 (Zones B through C). For the purposes of this analysis, it is assumed that the order to evacuate would occur at the beginning of the simulation period, and all vehicles would be evacuated from the study area. It is assumed that all residents in the existing households are at home and the surrounding communities not included in this study area would be under a shelter-in-place order until the communities along Ventura Avenue are evacuated. The simulation results show an evacuation time of almost **44 minutes** to evacuate the 1,095 vehicles from the study area and merge onto the SR-33 mainline under Existing conditions.

Scenario 2 – Ventura Ranch Farmworker Housing (Project only)

Project (Scenario 2) conditions provide an isolated analysis of project only evacuating traffic. As with Existing conditions, it is assumed that the order to evacuate would occur at the beginning of the simulation period, and all vehicles would be evacuated from the study area. It is assumed that all residents on the project site are at home and the surrounding communities not included in this study area would be under a shelter-in-place order until the communities along Ventura Avenue are evacuated. Both accesses to Ventura Avenue from the site are provided in this analysis. The simulation results show an evacuation time of almost **38 minutes** to evacuate the 565 vehicles from the project site and merge onto the SR-33 mainline under Project only conditions.

Scenario 3: Existing plus Project (E+P)

Under Existing plus Project (Scenario 3) conditions, includes all assumptions from the Existing baseline conditions as well as the addition of vehicles from the proposed Project, as shown in Figure 2 (Zones A through C.) As with the prior two scenarios, it is assumed that the order to evacuate would occur at the beginning of the simulation period, and all vehicles would be evacuated from the study area. It is assumed that all residents on the project site and the existing residential developments are at home and the surrounding community not included in the study area would be under a shelter-in-place order until the communities along Ventura Avenue are evacuated. Both accesses to Ventura Avenue from the site are provided in this analysis. The simulation results show an evacuation time of approximately **59 minutes** to evacuate the 1,660 vehicles from the study area and the project site and merge onto the SR-33 mainline under Existing plus Project conditions.

5 Conclusions

As shown by the evacuation times reported above, evacuation of the existing households under Scenario 1 would take just under 1 hour (44 minutes).

Modeled evacuation of the Ventura Ranch Project only (without the surrounding existing or planned developments) under Scenario 2 would take approximately 44 minutes. Accounting for evacuating traffic from existing zones within the study area increases the Project zone's (Zone A) maximum evacuating time to almost 58 minutes under Scenario 3, as shown in the Evacuation Time by Area summary table in Attachment D.

The addition of Ventura Ranch Project traffic to existing traffic during an evacuation event was shown to increase maximum evacuation times in the area by approximately 15 minutes, from almost 44 minutes (without the Ventura Ranch Project) to 59 minutes with the addition of Project traffic.

Attachment D further details the maximum evacuation times from each zone.

The main "pinch-points", or intersections where heavy traffic congestion occurs, were observed at most unsignalized intersections from minor street approaches toVentura Avenue. Highest evacuation times generally occurred from zones further downstream. As vehicles evacuating from the northernmost areas (e.g., the community of Norway Drive) enter Crooked Palm Road, vehicles attempting to make an eastbound right movement do not have priority against free-flowing traffic along Ventura Avenue. To alleviate gridlock conditions at these minor street approaches to Ventura Avenue, the following recommendations are provided:

- ***Recommendation A***: Deploy a police unit or flagger stationed at existing main residential connector roadways such as Norway Drive, Fraser Lane, and Barnes Drive; and the main Project site driveway, to direct traffic from the existing surrounding communities and Project site, facilitating the flow of vehicles onto the Ventura Avenue.[4]
- ***Recommendation B:*** As all vehicles within Zone B filter south to Norway Drive under existing conditions, the additional connection of Floral Drive south into the project site does provide an additional egress for residents in the Norway Drive community to the north, and provides the Project with an additional egress point out of the Project site. However, it is recommended that future connectivity of Floral Drive north to Canada Larga Road should be considered as it would further alleviate the load on internal streets filtering out onto Ventura Avenue, and provide direct connectivity to the Canada Larga Road interchange at SR-33.

Although conservative assumptions were made when developing the model for the study area, evacuation of the project along with the surrounding communities will inevitably be a time intensive process. These modeling assumptions assume a worst-case scenario where each dwelling unit is assumed to have an average of 1.97 vehicles, the project site is parked at maximum capacity, and all vehicles are directed to evacuate from the study area immediately.

Methods to improve evacuation times and conditions are possible through measures including early warning systems, additional traffic control, and instructions from the Emergency Operations Center (EOC) dictating

[4] This recommendation also applies to all stop-controlled intersections to Ventura Avenue in the study area, where feasible.

mandatory evacuation orders to specific high-risk areas and/or shelter-in-place orders to lower-risk areas. Risk to nearby development, including the Ventura Ranch Farmworker Housing Project and existing and planned communities, is assessed on a regular basis in a wildfire event. Hours or days of lead time may also be available to assess risk and make evacuation determinations, which would facilitate a phased evacuation.

The evacuation simulations run for the purposes of this analysis are intended to provide a representative model of a fire evacuation event under various project scenarios. As noted in Chapter 2, creating models that account for all permutations of possible variables would be extremely resource intensive. The amount of time needed to evacuate the Project varies by the type of incident, the number of evacuation routes utilized, the amount of mobilization time, actual areas at risk, and other factors. Further, the peak occupancy as assumed in the model, including the vehicle occupancy assumption of approximately 1.97 vehicles per household, would typically not occur if given the order to evacuate immediately. Additionally, drifting smoke, awareness of the risk, road closures, or other factors often result in people avoiding the area in a fire event.

This report is also intended to serve as guidance for future evacuation planning in this region. For example, resources for additional traffic control can be targeted to the areas noted above where “pinch-points” were observed to improve flow through intersections. Additionally, a targeted approach to phase evacuation by level of risk of each zone to minimize the size of the area being evacuated at one time would further reduce the evacuation time estimates.

The Project would provide adequate egress along the two (2) direct evacuation routes from the project driveways to Ventura Avenue, with an additional (1) gated egress through the community to the north to Norway Drive and back to Ventura Avenue. To provide a conservative analysis, additional routes of egress from the study area were not assumed to be available, including use of other private or unpaved (dirt) roadways south of the project site.

Figures 1-3

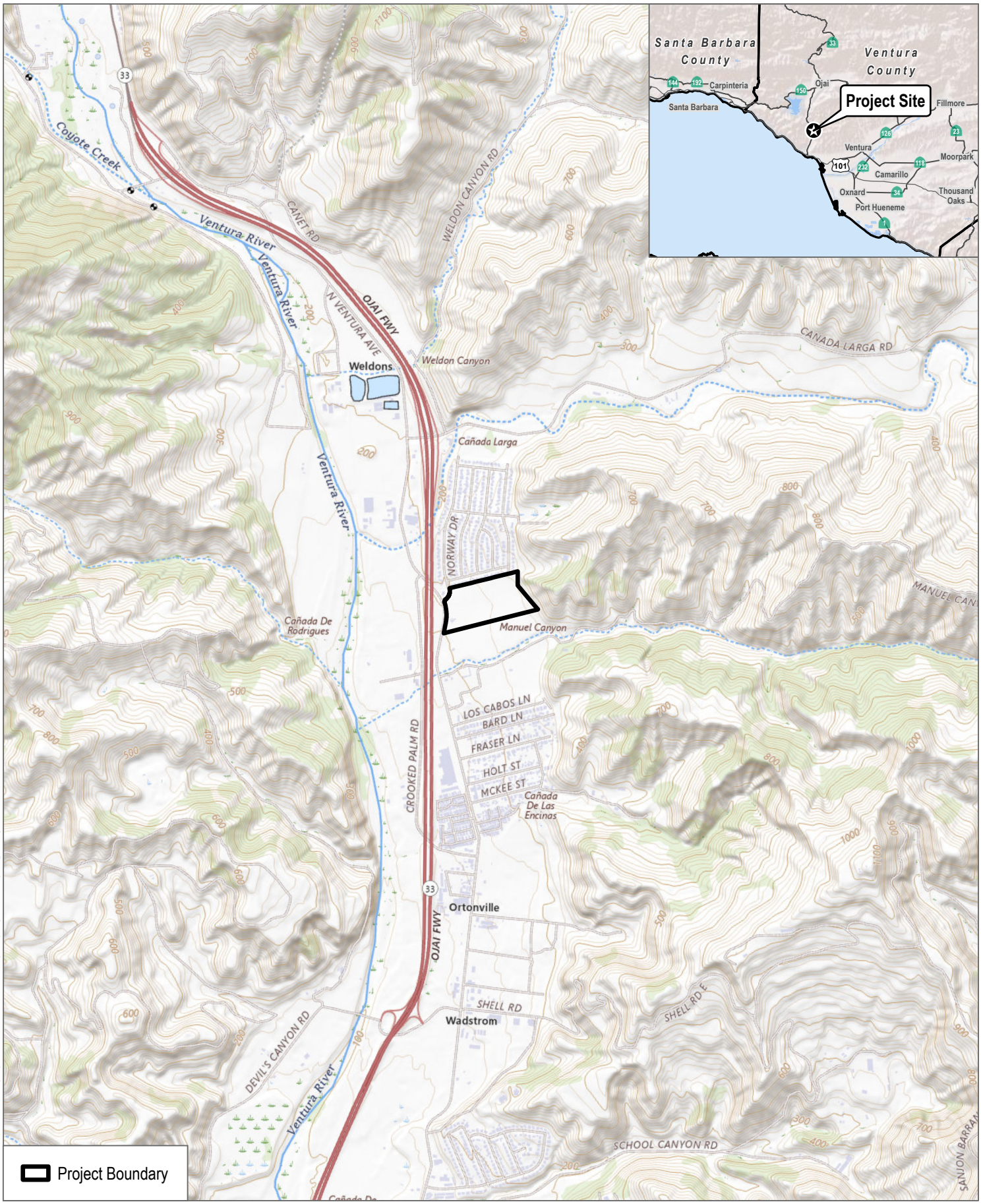

SOURCE: USGS National Map 2025

DUDEK

0 1,000 2,000 Feet

FIGURE 1

Project Location

Ventura Ranch WES

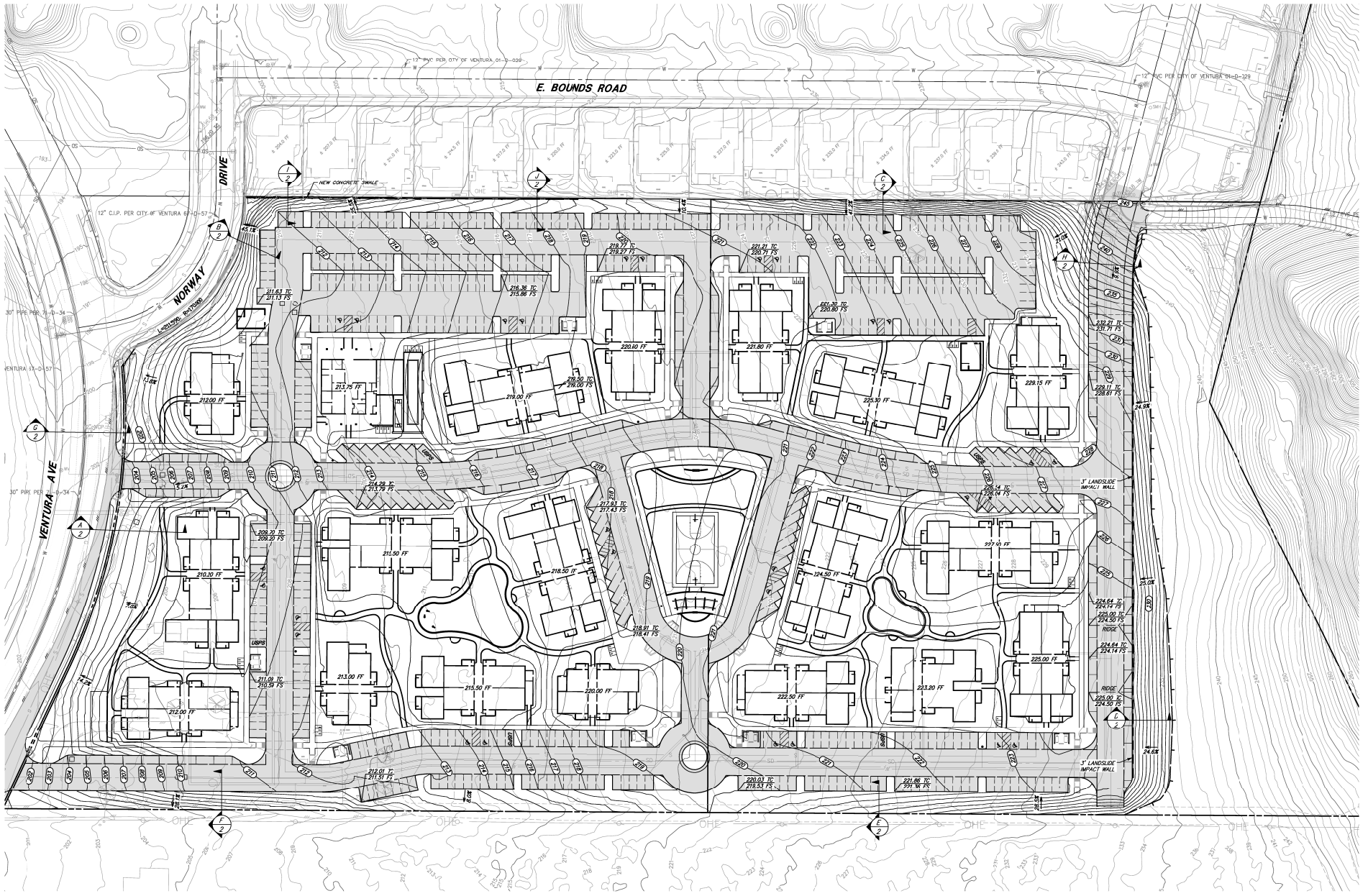

SOURCE: Jensen Design & Survey, Inc 2024

DUDEK

0 100 200 Feet

FIGURE 2

Site Plan

Ventura Ranch WES

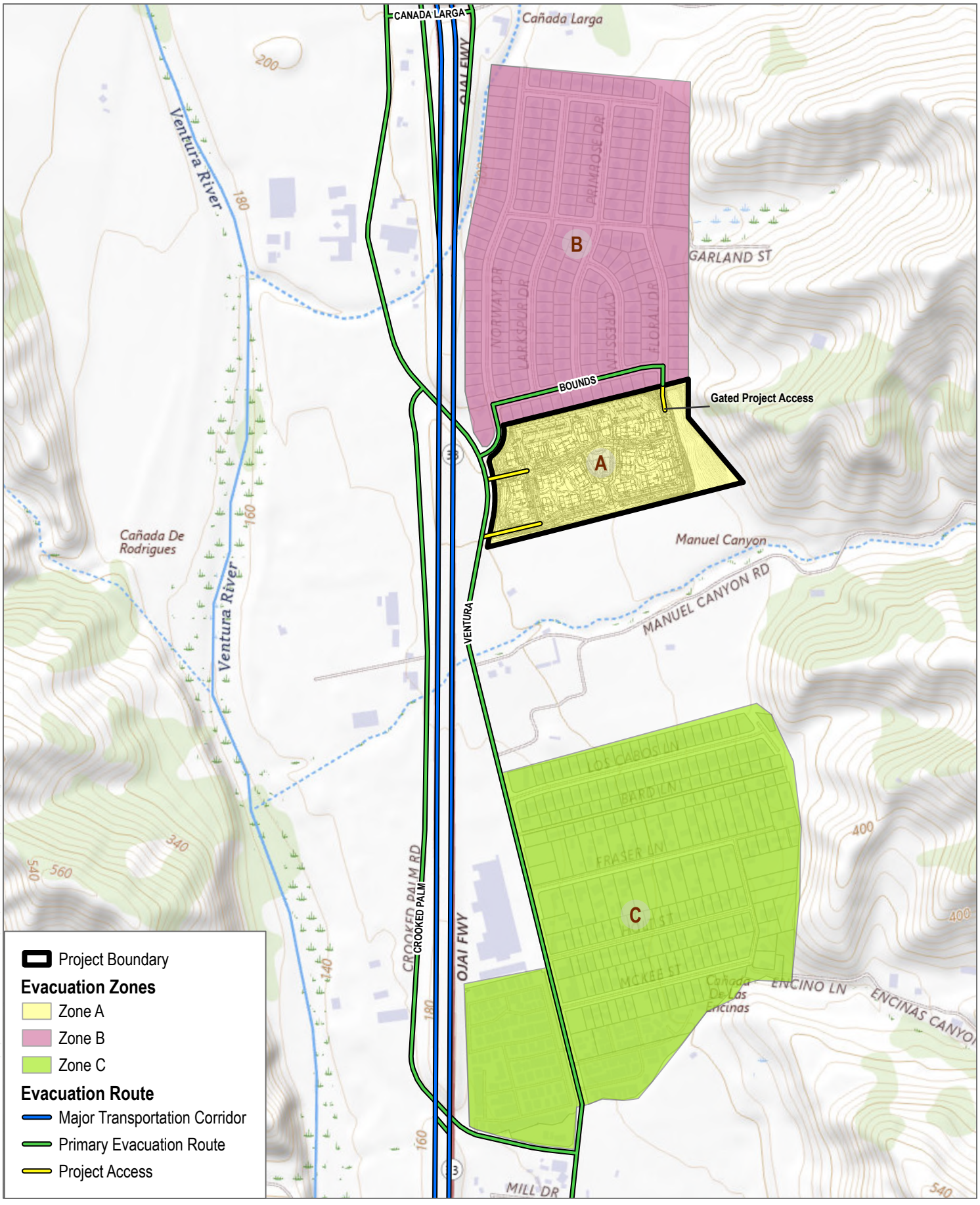

SOURCE: USGS National Map 2025

DUDEK

0 370 740 Feet

FIGURE 3

Evacuation Routes and Study Area

Ventura Ranch WES

Attachment A

Census Data Assumptions for Evacuating Vehicles

Summary of Vehicle Ownership Statistics

Census Tract	Occupied Unit	Household/Number of Vehicles				Total
		0	1	2	3	
Census Tract 1065.10	Owner	30	156	163	237	**586**
	Renter	0	16	85	77	**178**
	Total Households	30	172	248	314	**764**
	Total Vehicles	0	172	496	942	**1,610**
					Average Vehicle/Household (Census Tract 1065.10)	**2.11**
Ventura CCD	Owner	361	5,818	10,646	7,838	**24,663**
	Renter	1,866	7,723	7,002	2,614	**19,205**
	Total Households	2,227	13,541	17,648	10,452	**43,868**
	Total Vehicles	0	13,541	35,296	31,356	**80,193**
					Average Vehicle/Household (Ventura CCD)	**1.83**
Ventura County	Owner	4,871	37,711	71,466	65,708	**179,756**
	Renter	7,248	36,722	38,339	21,653	**103,962**
	Total Households	12,119	74,433	109,805	87,361	**283,718**
	Total Vehicles	0	74,433	219,610	262,083	**556,126**
					Average Vehicle/Household (Ventura County)	**1.96**
					Ventura County-Project Rounded Average Vehicle/Household	**1.97**

2023: ACS 5-Year Estimates Subject Tables

American Community Survey

S2504 PHYSICAL HOUSING CHARACTERISTICS FOR OCCUPIED HOUSING UNITS

S2504 - Census Bureau Tables

Attachment B

Evacuating Population Tables for all Scenarios

Vehicle Ownership Calculations

PROJECT - Venutra Ranch Farmworker Housing

Zone	Name	Scenario	Land Use	Size	Unit	Average Vehicle Ownship	Total Evacuating Vehicles
A	Ventura Ranch Farmworker Housing	Project	Residential	565	Spaces	1.00	565
						Project - Total	**565**

EXISTING

Zone	Name	Scenario	Land Use	Size	Unit	Average Vehicle Ownship	Total Evacuating Vehicles
B	Norway Drive	Existing	Residential	208	DU	1.97	409
C	Los Cabos-Magnolia	Existing	Residential	349	DU	1.97	686
						Surrounding Evacuating Zones (Existing) Total	**1095**

Analysis Scenarios:

1 Existing
2 Venutra Ranch Farmworker Housing
3 Existing plus Project

ANALYSIS SCENARIOS

1 - Existing

Zone	Name	Scenario	Land Use	Size	Unit	Average Vehicle Ownship[1]	Total Evacuating Vehicles
B	Norway Drive	Existing	Residential	208	DU	1.97	409
C	Los Cabos-Magnolia	Existing	Residential	349	DU	1.97	686
						Scenario 1 Total	**1095**

2 - Venutra Ranch Farmworker Housing

Zone	Name	Scenario	Land Use	Size	Unit	Average Vehicle Ownship[1]	Total Evacuating Vehicles
A	Ventura Ranch Farmworker Housing	Project	Residential	565	Spaces	1.00	565
						Scenario 2 Total	**565**

3 - Existing plus Project

Zone	Name	Scenario	Land Use	Size	Unit	Average Vehicle Ownship[1]	Total Evacuating Vehicles
B	Norway Drive	Existing	Residential	208	DU	1.97	409
C	Los Cabos-Magnolia	Existing	Residential	349	DU	1.97	686
						Existing Total	**1095**
A	Ventura Ranch Farmworker Housing	Project	Residential	565	Spaces	1.00	565
						Project Total	**565**
						Scenario 3 Total	**1660**

Notes:

1 Sizes of the existing surrounding land uses were determined from the most recent available data from Parcel Quest and the U.S. Census Bureau and cross-referenced with aerial observations using Google Earth.

2 Average Vehicle Ownership Assumptions:

- Surrounding residential land uses (w/"DU" [dwelling unit] as unit) use a 1.97 vehicles/unit rate to determine number of evacuating vehicles per average vehicles/household rate from Census Tract, Ventura County CCD, and Ventura City (2023)
- Ventura Ranch Farmworker Housing (Project) utilizes total provided parking as tabulated in the Project Site Plan (see Figure 2) to determine number of evacuating vehicles.

Attachment C

Vissim Evacuation Analysis Worksheets

Existing

Run	*ALL*									
S1		Last_Start	Clear	Last_Start	Clear	Last_Start	Clear			
		To SR-33 SB		To SR-33 SB		To Dakota Dr				
Origin	Node	143		144		145		MAX_STRT (sec)	MAX_CLR (sec)	MAX_CLR (mins)
Zone A	4							0.00	0.00	0.00
Zone B	5	2148.91	2429.45	1736.65	2632.83	2139.94	2634.4	2148.91	2634.40	43.91
Zone C	6			1968.41	2239.33	1133.08	2034.125	1968.41	2239.33	37.32
							All	**2149**	**2634**	**43.91**
							Existing Areas	2149	2634	43.91
							Venutra Ranch Farmworker Housing	0	0	0

Ventura Ranch Farmworker Housing (Project) Only

Run	*ALL*								
S2		Last_Start	Clear	Last_Start	Clear	Last_Start	Clear		
		To SR-33 SB		To SR-33 SB		To Dakota Dr			
Origin	Node	143		144		145		MAX_STRT (sec)	MAX_CLR (sec)	MAX_CLR (mins)
Zone A	4	1983.81	2159.79	1974.67	2261.56	1988.07	2278.96	1988.07	2278.96	37.98
Zone B	5							0.00	0.00	0.00
Zone C	6							0.00	0.00	0.00
							All	**1988**	**2279**	**37.98**
							Existing Areas	0	0	0.00
							Venutra Ranch Farmworker Housing	1988	2279	38

Existing plus Project

Run	*ALL*									
S3		Last_Start	Clear	Last_Start	Clear	Last_Start	Clear			
		To SR-33 SB		To SR-33 SB		To Dakota Dr				
Origin	Node	143		144		145		MAX_STRT (sec)	MAX_CLR (sec)	MAX_CLR (mins)
Zone A	4	2630.64	2819.93	2605.48	3512.86	2600.3	3509.16	2630.64	3512.86	58.55
Zone B	5	1181.31	1698.7	1139.81	3182.44	1180.9	3211.52	1181.31	3211.52	53.53
Zone C	6			2652.86	2896.81	1661.92	2573.45	2652.86	2896.81	48.28
							All	**2653**	**3513**	**58.55**
							Existing Areas	2653	3212	53.53
							Venutra Ranch Farmworker Housing	2631	3513	58.55

Attachment D

Vissim Evacuation Analysis Summary Charts and Tables

Scenario/Description		Number of Evacuating Vehicles	Evacuation Time (Minutes) by Area			Evacuation Time (MAX)	Evacuation Time (MAX) (HH:MM)	Evacuation Time (AVG)	Evacuation Time (AVG) (HH:MM)
			Zone A	Zone B	Zone C				
Scenario 1	Existing	1095	0.00	43.91	37.32	43.91	**0:43**	40.61	**0:40**
Scenario 2	Venutra Ranch Farmworker Housing	565	37.98	0.00	0.00	37.98	**0:37**	37.98	**0:37**
Scenario 3	Existing plus Project	1660	58.55	53.53	48.28	58.55	**0:58**	53.45	**0:53**

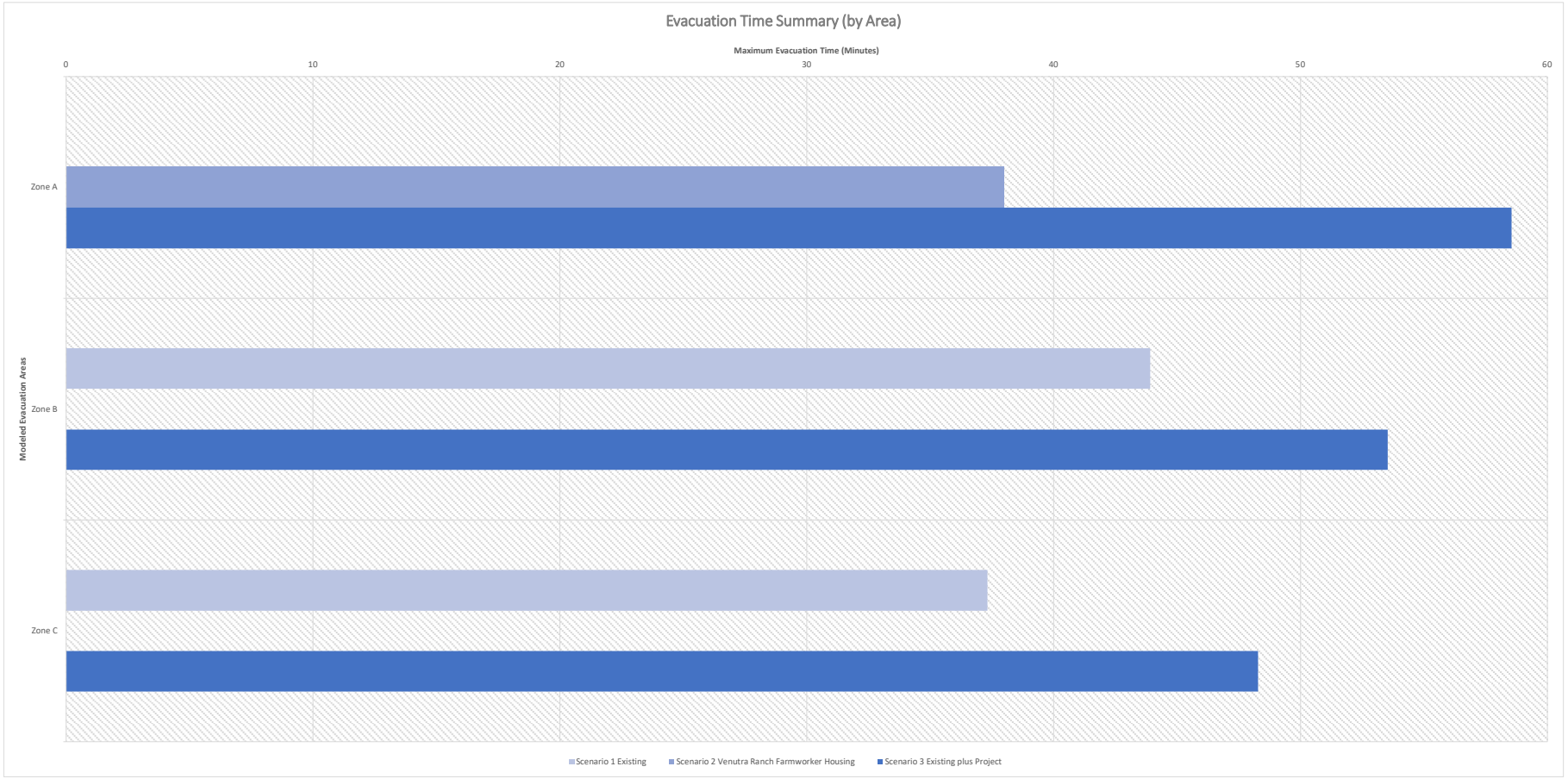

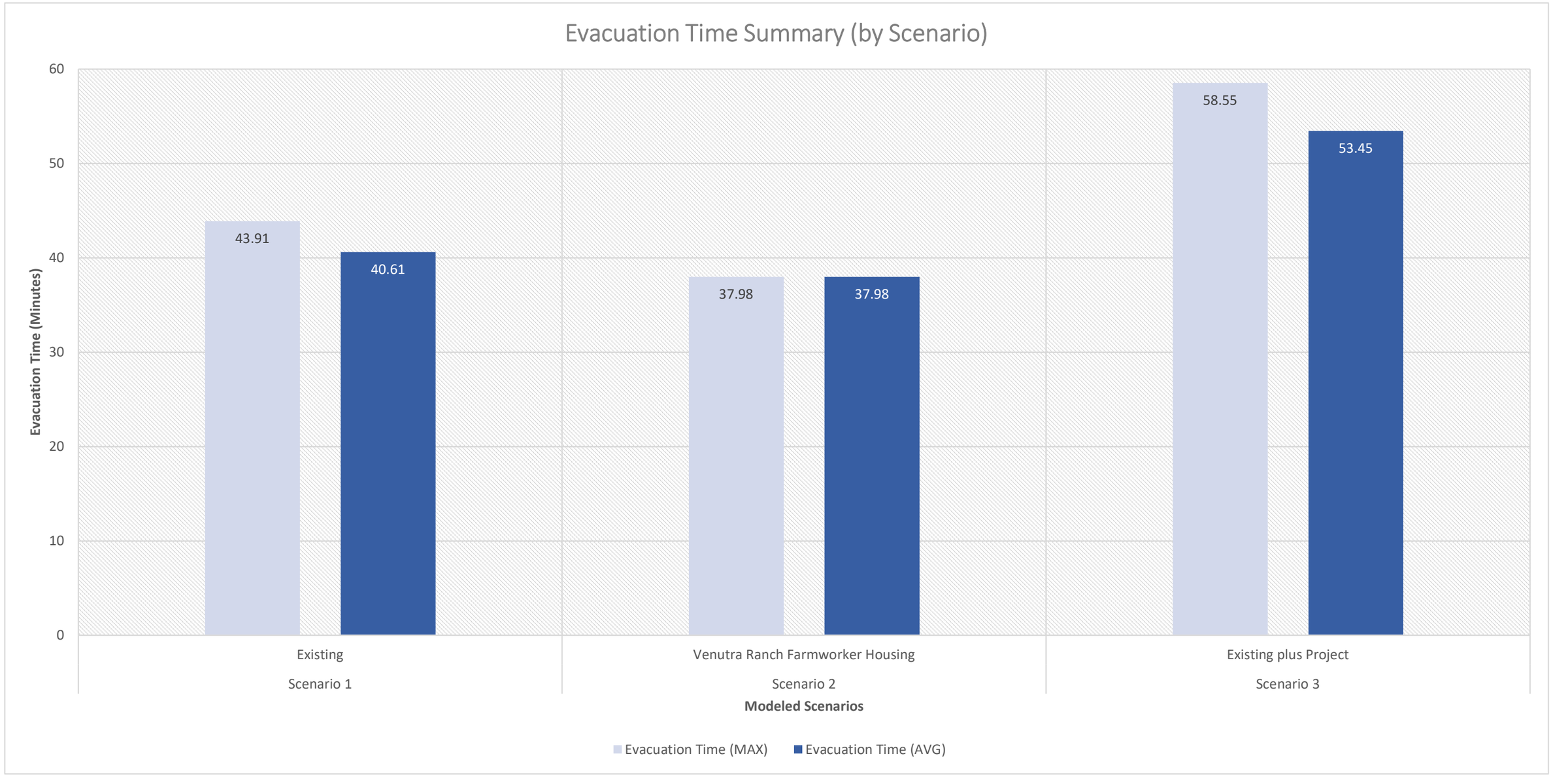
Evacuation Time Summary (by Scenario)
60
50
40
30
20
10
0
Evacuation Time (Minutes)
43.91
40.61
37.98
37.98
58.55
53.45
Existing
Scenario 1
Venutra Ranch Farmworker Housing
Scenario 2
Existing plus Project
Scenario 3
Modeled Scenarios
Evacuation Time (MAX)
Evacuation Time (AVG)

	Zone	***Name***
Project Areas	*A*	*Ventura Ranch Farmworker Housing*
Existing Areas	*B*	*Norway Drive*
	C	*Los Cabos-Magnolia*

Scenario/Description		Evacuation Time (Minutes) by Area Type			
		Existing Areas (Max)	*Ventura Ranch Project Area (Max)*	***MAX (Last Vehicle to Leave Network) - Minutes***	***MAX (Last Vehicle to Leave Network) - HH:MM***
Scenario 1	Existing	43.91	0.00	**43.91**	**0:43**
Scenario 2	Venutra Ranch Farmworker Housing	0.00	37.98	**37.98**	**0:37**
Scenario 3	Existing plus Project	53.53	58.55	**58.55**	**0:58**

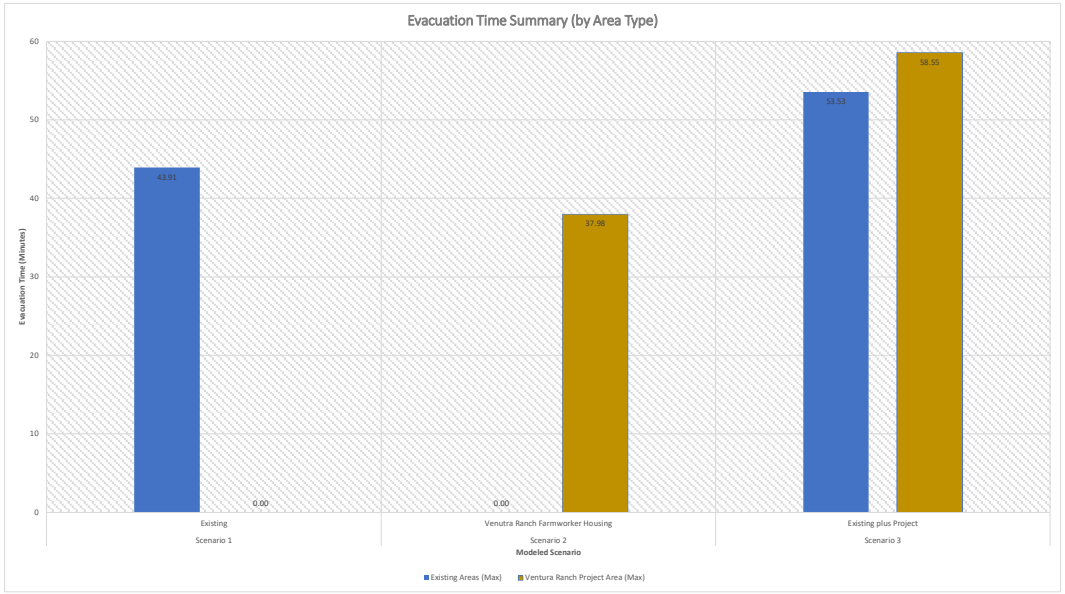

Scenario/Description		Maximum Average Evacuation Time			
		Existing Areas (Avg)	*Ventura Ranch Project Area (Avg)*	***MAX Average (Average of Last Vehicle to Leave Network) - Minutes***	***MAX Average (Average of Last Vehicle to Leave Network) - HH:MM***
Scenario 1	Existing	40.61	0.00	**40.61**	**0:40**
Scenario 2	Venutra Ranch Farmworker Housing	0.00	37.98	**37.98**	**0:37**
Scenario 3	Existing plus Project	50.90	58.55	**53.45**	**0:53**

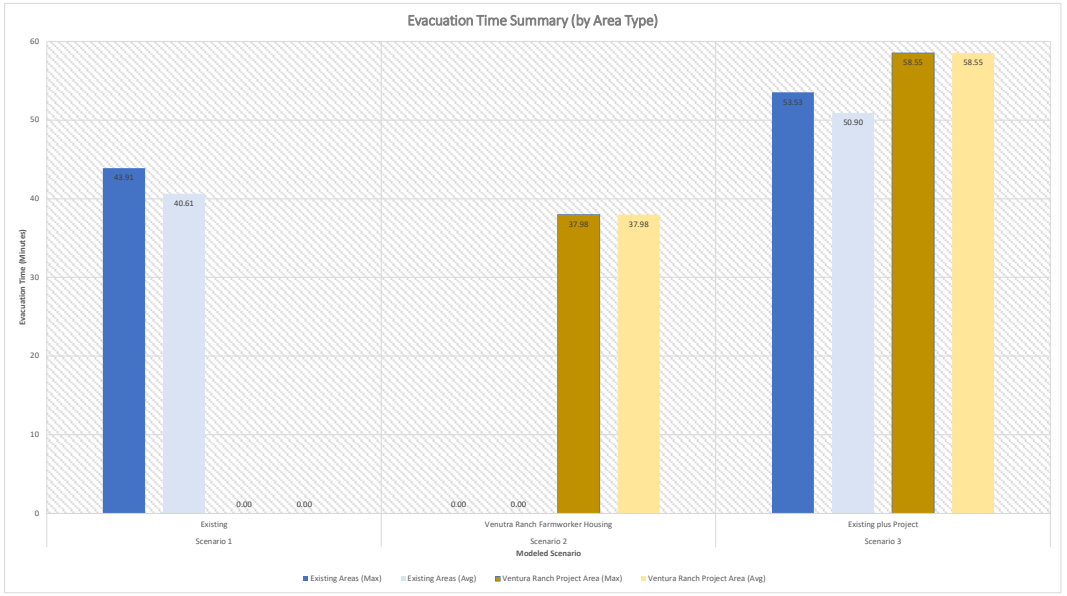

Appendix B
Federal Preparedness Resources

Additional Items to Consider Adding to an Emergency Supply Kit:

- ❑ **Prescription medications and glasses**
- ❑ **Infant formula and diapers**
- ❑ **Pet food and extra water for your pet**
- ❑ **Important family documents such as copies of insurance policies, identification and bank account records in a waterproof, portable container**
- ❑ **Cash or traveler's checks and change**
- ❑ **Emergency reference material such as a first aid book or information from www.ready.gov**
- ❑ **Sleeping bag or warm blanket for each person. Consider additional bedding if you live in a cold-weather climate.**
- ❑ **Complete change of clothing including a long sleeved shirt, long pants and sturdy shoes. Consider additional clothing if you live in a cold-weather climate.**
- ❑ **Household chlorine bleach and medicine dropper** – When diluted nine parts water to one part bleach, bleach can be used as a disinfectant. Or in an emergency, you can use it to treat water by using 16 drops of regular household liquid bleach per gallon of water. Do not use scented, color safe or bleaches with added cleaners.
- ❑ **Fire Extinguisher**
- ❑ **Matches in a waterproof container**
- ❑ **Feminine supplies and personal hygiene items**
- ❑ **Mess kits, paper cups, plates and plastic utensils, paper towels**
- ❑ **Paper and pencil**
- ❑ **Books, games, puzzles or other activities for children**

Ready

Prepare. Plan. Stay Informed.®



Emergency Supply List

FEMA

www.ready.gov



Recommended Items to Include in a Basic Emergency Supply Kit:

- **Water, one gallon of water per person per day for at least three days, for drinking and sanitation**
- **Food, at least a three-day supply of non-perishable food**
- **Battery-powered or hand crank radio and a NOAA Weather Radio with tone alert and extra batteries for both**
- **Flashlight and extra batteries**
- **First aid kit**
- **Whistle to signal for help**
- **Dust mask, to help filter contaminated air and plastic sheeting and duct tape to shelter-in-place**
- **Moist towelettes, garbage bags and plastic ties for personal sanitation**
- **Wrench or pliers to turn off utilities**
- **Can opener for food (if kit contains canned food)**
- **Local maps**

Through its *Ready* Campaign, the Federal Emergency Management Agency educates and empowers Americans to take some simple steps to prepare for and respond to potential emergencies, including natural disasters and terrorist attacks. *Ready* asks individuals to do three key things: get an emergency supply kit, make a family emergency plan, and be informed about the different types of emergencies that could occur and their appropriate responses.

All Americans should have some basic supplies on hand in order to survive for at least three days if an emergency occurs. Following is a listing of some basic items that every emergency supply kit should include. However, it is important that individuals review this list and consider where they live and the unique needs of their family in order to create an emergency supply kit that will meet these needs. Individuals should also consider having at least two emergency supply kits, one full kit at home and smaller portable kits in their workplace, vehicle or other places they spend time.

Ready FEMA

Federal Emergency Management Agency
Washington, DC 20472



BE SMART. TAKE PART. CREATE YOUR FAMILY EMERGENCY COMMUNICATION PLAN

Join with others to prepare for emergencies and participate in America's PrepareAthon! | ready.gov/prepare

Creating your *Family Emergency Communication Plan* starts with one simple question: "What if?"

"What if something happens and I'm not with my family?" "Will I be able to reach them?" "How will I know they are safe?" "How can I let them know I'm OK?" During a disaster, you will need to send and receive information from your family.

Communication networks, such as mobile phones and computers, could be unreliable during disasters, and electricity could be disrupted. Planning in advance will help ensure that all the members of your household—including children and people with disabilities and others with access and functional needs, as well as outside caregivers—know how to reach each other and where to meet up in an emergency. Planning starts with three easy steps:

1. COLLECT.

Create a paper copy of the contact information for your family and other important people/offices, such as medical facilities, doctors, schools, or service providers.

2. SHARE.

Make sure everyone carries a copy in his or her backpack, purse, or wallet. If you complete your *Family Emergency Communication Plan* online at ready.gov/make-a-plan, you can print it onto a wallet-sized card. You should also post a copy in a central location in your home, such as your refrigerator or family bulletin board.

3. PRACTICE.

Have regular household meetings to review and practice your plan.

TEXT IS BEST!

If you are using a mobile phone, a text message may get through when a phone call will not. This is because a text message requires far less bandwidth than a phone call. Text messages may also save and then send automatically as soon as capacity becomes available.

The following sections will guide you through the process to create and practice your *Family Emergency Communication Plan*.



HOUSEHOLD INFORMATION

Write down phone numbers and email addresses for everyone in your household. Having this important information written down will help you reconnect with others in case you don't have your mobile device or computer with you or if the battery runs down. If you have a household member(s) who is Deaf or hard of hearing, or who has a speech disability and uses traditional or video relay service (VRS), include information on how to connect through relay services on a landline phone, mobile device, or computer.

SCHOOL, CHILDCARE, CAREGIVER, AND WORKPLACE EMERGENCY PLANS

Because a disaster can strike during school or work hours, you need to know their emergency response plans and how to stay informed. Discuss these plans with children, and let them know who could pick them up in an emergency. Make sure your household members with phones are signed up for alerts and warnings from their school, workplace, and/or local government. To find out more about how to sign up, see *Be Smart. Know Your Alerts and Warnings* at http://1.usa.gov/1BDloze. For children without mobile phones, make sure they know to follow instructions from a responsible adult, such as a teacher or principal.

OUT-OF-TOWN CONTACT

It is also important to identify someone outside of your community or State who can act as a central point of contact to help your household reconnect. In a disaster, it may be easier to make a long-distance phone call than to call across town because local phone lines can be jammed.

EMERGENCY MEETING PLACES

Decide on safe, familiar places where your family can go for protection or to reunite. Make sure these locations are accessible for household members with disabilities or access and functional needs. If you have pets or service animals, think about animal-friendly locations. Identify the following places:

- ☐ *Indoor*: If you live in an area where tornadoes, hurricanes, or other high-wind storms can happen, make sure everyone knows where to go for protection. This could be a small, interior, windowless room, such as a closet or bathroom, on the lowest level of a sturdy building, or a tornado safe room or storm shelter.
- ☐ *In your neighborhood*: This is a place in your neighborhood where your household members will meet if there is a fire or other emergency and you need to leave your home. The meeting place could be a big tree, a mailbox at the end of the driveway, or a neighbor's house.
- ☐ *Outside of your neighborhood*: This is a place where your family will meet if a disaster happens when you're not at home and you can't get back to your home. This could be a library, community center, house of worship, or family friend's home.

- [ ] *Outside of your town or city*: Having an out-of-town meeting place can help you reunite if a disaster happens and:

  - You cannot get home or to your out-of-neighborhood meeting place; or
  - Your family is not together and your community is instructed to evacuate the area.

  This meeting place could be the home of a relative or family friend. Make sure everyone knows the address of the meeting place and discuss ways you would get there.

OTHER IMPORTANT NUMBERS AND INFORMATION

You should also write down phone numbers for emergency services, utilities, service providers, medical providers, veterinarians, insurance companies, and other services.



- [ ] Make copies of your *Family Emergency Communication Plan* for each member of the household to carry in his or her wallet, backpack, or purse. Post a copy in a central place at home. Regularly check to make sure your household members are carrying their plan with them.
- [ ] Enter household and emergency contact information into all household members' mobile phones or devices.
- [ ] Store at least one emergency contact under the name "In Case of Emergency" or "ICE" for all mobile phones and devices. This will help someone identify your emergency contact if needed. Inform your emergency contact of any medical issues or other requirements you may have.
- [ ] Create a group list on all mobile phones and devices of the people you would need to communicate with if there was an emergency or disaster.
- [ ] Make sure all household members and your out-of-town contact know how to text if they have a mobile phone or device, or know alternative ways to communicate if they are unable to text.
- [ ] Read *Be Smart. Know Your Alerts and Warnings* at http://1.usa.gov/1BDloze and sign up to receive emergency information.



Once you have completed your *Family Emergency Communication Plan*, made copies for all the members of your household, and discussed it, it's time to practice!

Here are some ideas for practicing your plan:

- [ ] Practice texting and calling. Have each person practice sending a text message or calling your out-of-town contact and sending a group text to your mobile phone group list.
- [ ] Discuss what information you should send by text. You will want to let others know you are safe and where you are. Short messages like "I'm OK. At library" are good.

- [ ] Talk about who will be the lead person to send out information about the designated meeting place for the household.
- [ ] Practice gathering all household members at your indoor and neighborhood emergency meeting places. Talk about how each person would get to the identified out-of-neighborhood and out-of-town meeting places. Discuss all modes of transportation, such as public transportation, rail, and para-transit for all family members, including people with disabilities and others with access and functional needs.
- [ ] Regularly have conversations with household members and friends about the plan, such as whom and how to text or call, and where to go.
- [ ] To show why it's important to keep phone numbers written down, challenge your household members to recite important phone numbers from memory—now ask them to think about doing this in the event of an emergency.
- [ ] Make sure everyone, including children, knows how and when to call 911 for help. You should only call 911 when there is a life-threatening emergency.
- [ ] Review, update, and practice your *Family Emergency Communication Plan* at least once a year, or whenever any of your information changes.

To help start the conversation or remind your family why you are taking steps to prepare and practice, you may want to watch the 4-minute video, *It Started Like Any Other Day*, about families who have experienced disaster, at www.youtube.com/watch?v=w_omgt3MEBs. Click on the closed captioning (CC) icon on the lower right to turn on the captioning.

After you practice, talk about how it went. What worked well? What can be improved? What information, if any, needs to be updated? If you make updates, remember to print new copies of the plan for everyone.

OTHER IMPORTANT TIPS FOR COMMUNICATING IN DISASTERS[1]

- [ ] Text is best when using a mobile phone, but if you make a phone call, keep it brief and convey only vital information to emergency personnel and/or family or household members. This will minimize network congestion, free up space on the network for emergency communications, and conserve battery power. Wait 10 seconds before redialing a number. If you redial too quickly, the data from the handset to the cell sites do not have enough time to clear before you've re-sent the same data. This contributes to a clogged network.
- [ ] Conserve your mobile phone battery by reducing the brightness of your screen, placing your phone in airplane mode, and closing apps you do not need. Limit watching videos and playing video games to help reduce network congestion.
- [ ] Keep charged batteries, a car phone charger, and a solar charger available for backup power for your mobile phone, teletypewriters (TTYs), amplified phones, and caption phones. If you charge your phone in your car, be sure the car is in a well-ventilated area (e.g., not in a closed garage) to avoid life-threatening carbon monoxide poisoning.

[1] Federal Communications Commission, Public Safety and Homeland Security Bureau. (n.d.) *Tips for communicating in an emergency.* Retrieved from http://transition.fcc.gov/pshs/emergency-information/tips.html

- [ ] If driving, do not text, read texts, or make a call without a hands-free device.
- [ ] Maintain a household landline and analog phone (with battery backup if it has a cordless receiver) that can be used when mobile phone service is unavailable. Those who are Deaf or hard of hearing, or who have speech disabilities and use devices and services that depend on digital technology (e.g., VRS, Internet Protocol [IP] Relay, or captioning) should have an analog phone (e.g., TTY, amplified phone, or caption phone) with battery backup in case Internet or mobile service is down.
- [ ] If you evacuate and have a call-forwarding feature on your home phone, forward your home phone number to your mobile phone number.
- [ ] Use the Internet to communicate by email, Twitter, Facebook, and other social media networks. These communication channels allow you to share information quickly with a widespread audience or to find out if loved ones are OK. The Internet can also be used for telephone calls through Voice over Internet Protocol. For those who are Deaf or hard of hearing, or who have speech disabilities, you can make calls through your IP Relay provider.
- [ ] If you do not have a mobile phone, keep a prepaid phone card to use if needed during or after a disaster.
- [ ] Use a pay phone if available. It may have less congestion because these phones don't rely on electricity or mobile networks. In some public places, you may be able to find a TTY that can be used by those who are Deaf or hard of hearing, or who have speech disabilities.

America's PrepareAthon! is a grassroots campaign for action to get more people prepared for emergencies. Make your actions count at ready.gov/prepare.

The reader recognizes that the Federal Government provides links and informational data on various disaster preparedness resources and events and does not endorse any non-Federal events, entities, organizations, services, or products.

10 WAYS TO PARTICIPATE IN AMERICA'S PrepareAthon!℠



Access Alerts and Warnings



Test Communication Plans



Assemble or Update Supplies



Drill or Practice Emergency Response



Participate in a Class, Training, or Discussion



Plan with Neighbors



Conduct an Exercise



Make Property Safer



Document and Insure Property



Safeguard Documents

FAMILY EMERGENCY COMMUNICATION PLAN

HOUSEHOLD INFORMATION

Home #: .....
Address: .....

Name: ..... Mobile #: .....
Other # or social media: .....
Email: .....
Important medical or other information: .....
.....

Name: ..... Mobile #: .....
Other # or social media: .....
Email: .....
Important medical or other information: .....
.....

Name: ..... Mobile #: .....
Other # or social media: .....
Email: .....
Important medical or other information: .....
.....

Name: ..... Mobile #: .....
Other # or social media: .....
Email: .....
Important medical or other information: .....
.....

SCHOOL, CHILDCARE, CAREGIVER, AND WORKPLACE EMERGENCY PLANS

Name: .....
Address: .....
Emergency/Hotline #: .....
Website: .....
Emergency Plan/Pick-Up: .....

SCHOOL, CHILDCARE, CAREGIVER, AND WORKPLACE EMERGENCY PLANS

Name: .....
Address: .....
Emergency/Hotline #: .....
Website: .....
Emergency Plan/Pick-Up: .....

Name: .....
Address: .....
Emergency/Hotline #: .....
Website: .....
Emergency Plan/Pick-Up: .....

Name: .....
Address: .....
Emergency/Hotline #: .....
Website: .....
Emergency Plan/Pick-Up: .....

IN CASE OF EMERGENCY (ICE) CONTACT

Name: ..... Mobile #: .....
Home #: .....Email: .....
Address: .....

OUT-OF-TOWN CONTACT

Name: ..... Mobile #: .....
Home #: .....Email: .....
Address: .....

EMERGENCY MEETING PLACES

Indoor: .....
Instructions: .....
Neighborhood: .....
Instructions: .....

Out-of-Neighborhood: .....
Address: .....
Instructions: .....

Out-of-Town: .....
Address: .....
Instructions: .....

IMPORTANT NUMBERS OR INFORMATION

Police: ..... Dial 911 or #: .....
Fire: ..... Dial 911 or #: .....
Poison Control: .....#: .....
Doctor: .....#: .....
Doctor: .....#: .....
Pediatrician: .....#: .....
Dentist: .....#: .....
Hospital/Clinic: .....#: .....
Pharmacy: .....#: .....
Medical Insurance: .....#: .....
Policy #: .....
Medical Insurance: .....#: .....
Policy #: .....
Homeowner/Rental Insurance: .....
#: .....
Policy #: .....
Flood Insurance: .....#: .....
Policy #: .....
Veterinarian: .....#: .....
Kennel: .....#: .....
Electric Company: .....#: .....
Gas Company: .....#: .....
Water Company: .....#: .....
Alternate/Accessible Transportation: .....
#: .....
Other: .....#: .....
Other: .....#: .....
Other: .....#: .....

AMERICA'S PrepareAthon!™
BE SMART. TAKE PART. PREPARE.

Ready

Write your family's name above

Family Emergency Communication Plan

IN CASE OF EMERGENCY (ICE) CONTACT

Name: ..... Mobile #: .....
Home #: ..... Email: .....
Address: .....

OUT-OF-TOWN CONTACT

Name: ..... Mobile #: .....
Home #: ..... Email: .....
Address: .....

FOLD HERE

HOUSEHOLD INFORMATION

Home #: .....
Address: .....

Name: ..... Mobile #: .....
Other # or social media: ..... Email: .....
Important medical or other information: .....

Name: ..... Mobile #: .....
Other # or social media: ..... Email: .....
Important medical or other information .....

FOLD HERE

Name: ..... Mobile #: .....
Other # or social media: ..... Email: .....
Important medical or other information: .....

Name: ..... Mobile #: .....
Other # or social media: ..... Email: .....
Important medical or other information: .....

FOLD HERE

SCHOOL, CHILDCARE , CAREGIVER, AND WORKPLACE EMERGENCY PLANS

Name: .....
Address: .....
Emergency/Hotline #: ..... Website: .....
Emergency Plan/Pick-Up: .....

Name: .....
Address: .....
Emergency/Hotline #: ..... Website: .....
Emergency Plan/Pick-Up: .....

FOLD HERE

Name: .....
Address: .....
Emergency/Hotline #: ..... Website: .....
Emergency Plan/Pick-Up: .....

Name: .....
Address: .....
Emergency/Hotline #: ..... Website: .....
Emergency Plan/Pick-Up: .....

EMERGENCY MEETING PLACES

Indoor: .....
Instructions: .....
.....

Neighborhood: .....
Instructions: .....
.....

Out-of-Neighborhood: .....
Address: .....
Instructions: .....
.....

Out-of-Town: .....
Address: .....
Instructions: .....
.....

IMPORTANT NUMBERS OR INFORMATION

Police: ..... Dial 911 or #: .....
Fire: ..... Dial 911 or #: .....
Poison Control: ..... #: .....
Doctor: ..... #: .....
Doctor: ..... #: .....
Pediatrician: ..... #: .....
Dentist: ..... #: .....
Medical Insurance: ..... #: .....
Policy #: .....
Medical Insurance: ..... #: .....
Policy #: .....
Hospital/Clinic: ..... #: .....

Pharmacy: ..... #: .....
Homeowner/Rental Insurance: ..... #: .....
Policy #: .....
Flood Insurance: ..... #: .....
Policy #: .....
Veterinarian: ..... #: .....
Kennel: ..... #: .....
Electric Company: ..... #: .....
Gas Company: ..... #: .....
Water Company: ..... #: .....
Alternate/Accessible Transportation: ..... #: .....
Other: .....
Other: .....

American Red Cross

Family Disaster Plan

Family Last Name(s) or Household Address: **Date:**

Family Member/Household Contact Info (If needed, additional space is provided in #10 below):

Name	Home Phone	Cell Phone	Email:

Pet(s) Info:

Name:	Type:	Color:	Registration #:

Plan of Action

1. The disasters most likely to affect our household are:

2. What are the escape routes from our home?

3. If separated during an emergency, what is our meeting place near our home?

4. If we cannot return home or are asked to evacuate, what is our meeting place outside of our neighborhood?

_____

What is our route to get there and an alternate route, if the first route is impassible?

_____

_____

5. In the event our household is separated or unable to communicate with each other, our emergency contact outside of our immediate area is:

Name	Home Phone	Cell Phone	Email:
_____	_____	_____	_____

After a disaster, let your friends and family know you are okay by registering at "Safe and Well" at https://safeandwell.communityos.org/cms// or by calling 1-800-733-2767. You can also give them a call, send a quick text or update your status on social networking sites.

6. If at school/daycare, our child(ren) will be evacuated to:

Child's Name:	Evacuation Site (address and contact info):
_____	_____
_____	_____
_____	_____
_____	_____

7. Our plan for people in our household with a disability or special need is:

Person's Name:	Plan:
_____	_____
_____	_____

8. During certain emergencies local authorities may direct us to "shelter in place" in our home. An accessible, safe room where we can go, seal windows, vents and doors and listen to emergency broadcasts for instructions, is:

_____

9. Family Member Responsibilities in the Event of a Disaster

Task	Description	Family Member Responsible
Disaster Kit*	Stock the disaster kit and take it if evacuation is necessary. Include items you might want to take to an evacuation shelter. Remember to include medications and eye glasses.	
Be informed	Maintain access to NOAA or local radio, TV, email or text alerts for important and current information about disasters.	
Family Medical Information	Make sure the household medical information is taken with us if evacuation is necessary.	
Financial Information	Obtain copies of bank statements and cash in the event ATMs and credit cards do not work due to power outages. Bring copies of utility bills as proof of residence in applying for assistance.	
Pet Information	Evacuate our pet(s), keep a phone list of pet-friendly motels and animal shelters, and assemble and take the pet disaster kit.	
Sharing and Maintaining the Plan	Share the completed plan with those who need to know. Meet with household members every 6 months or as needs change to update household plan.	

**What supplies and records should go in your disaster kit? Visit www.redcross.org*

10. Other information, if not able to be included above.

Congratulations on completing your family disaster plan! Please tell others: "We've made a family disaster plan and you can, too, with help from the American Red Cross."

Get the facts about what you should do if an emergency or disaster occurs at www.redcross.org

Appendix C

Local and State Preparedness Resources

READY, SET, GO!

YOUR PERSONAL WILDFIRE ACTION PLAN

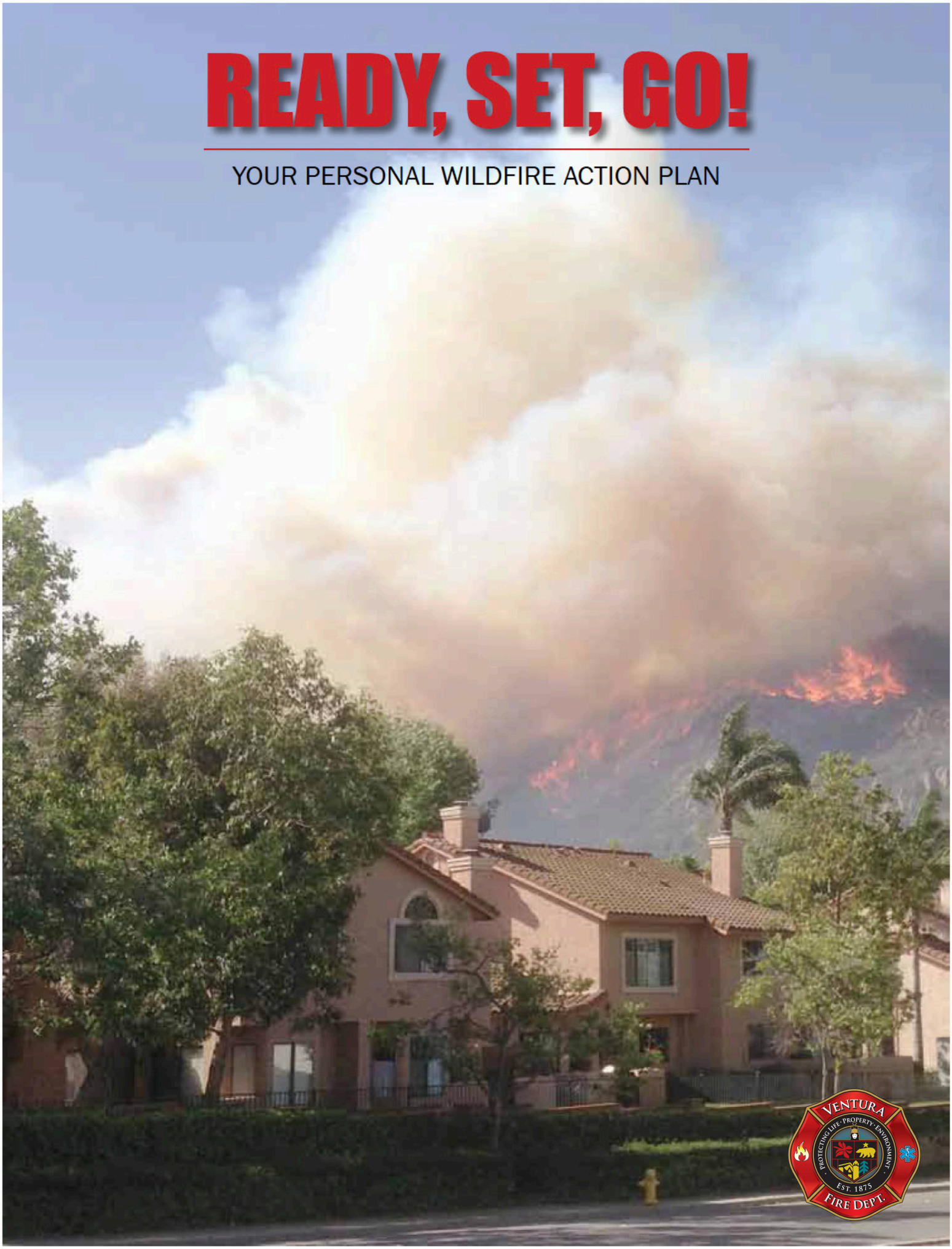

READY, SET, GO!

Wildfire Action Plan

Saving Lives and Property through Advanced Planning



Fire season is now a year-round reality in Ventura County. This means that both firefighters and residents must be on heightened alert for the threat of wildfire at all times.

Firefighters train constantly and make countless preparations to be ready for a wildfire. Residents need to prepare as well. Successfully planning for a wildfire requires you to take personal responsibility for protecting yourself, your family and your property.

The Ventura Fire Department takes every precaution to help protect you and your property from a wildfire. The reality is, during a major wildfire, there will simply not be enough fire engines or firefighters to defend every home. You must become part of the solution.

If your home borders a natural area, what firefighters refer to as the Wildland Urban Interface, you are at increased risk during a wildfire. If you live within one mile of a natural area, you live in the Ember Zone. Homes in the Ember Zone are at risk of wind-driven embers from a wildfire. Entire neighborhoods have been destroyed by fires started by embers, not the wildfire itself.

This publication will help guide you through the process of making your home resistant to wildfires and preparing your family to leave early and safely. We call this process, "Ready, Set, Go!"

You will learn about the Ember Zone and how to retrofit your home with ignition resistant features. We will show you the importance of having defensible space around your home, and the preparations you need to make so you may leave early, evacuating well ahead of the fire.

Fire is a natural part of the beautiful area where we have chosen to live. Wildfires fueled by a build-up of drought-ravaged vegetation and driven by hot, dry winds, are extremely dangerous and almost impossible to control. Many residents have built their homes and landscapes without fully understanding the impact a fire could have on them. This publication will help you prepare your home so you may leave early, confident that you have done everything reasonably possible to protect your home.

It is not a question of if, but rather when, the next wildfire will occur. That is why the most important person protecting your life and property is you. Through advanced planning and preparation, you will dramatically increase your personal safety and the survivability of your property.

I hope you will find the information on the following pages helpful as you prepare your home and family for a wildfire. Now, get ready, get set, and go!

David Endaya
Ventura City Fire Chief

INSIDE

Wildland Urban Interface	3
What is Defensible Space	4
Making Your Home Fire Resistant	5
A Wildfire-Ready Home	6-7
Get Set - Prepare Your Family	8
As the Fire Approaches Checklist	9
Go Early Checklist	10
Your Own Wildfire Action Plan	11

This publication was prepared by the Ventura County Fire Department. Special thanks to CALFIRE, Orange County Fire Authority, FireSafe Council, Firewise Communities, and the Institute for Business and Home Safety as well as many other organizations for their contributions to content.



Living in the Wildland Urban Interface and the Ember Zone

Ready, Set, Go! begins with a house that firefighters can defend.

Defensible space works!

If you live next to a natural area, the Wildland Urban Interface, you must provide firefighters with the defensible space they need to protect your home. The buffer zone you create by removing weeds, brush and other vegetation helps to keep the fire away from your home and reduces the risks from flying embers.











A home within one mile of a natural area is in the Ember Zone. Wind-driven embers can attack your home. You and your home must be prepared well before a fire occurs. Ember fires can destroy homes or neighborhoods far from the actual flame front of the wildfire.

What is Defensible Space?



Defensible space is the required space between a structure and the wildland area that, under normal conditions, creates a sufficient buffer to slow or halt the spread of wildfire to a structure. It protects the home from igniting due to direct flame or radiant heat. Defensible space is essential for structure survivability during wildfire conditions.

ZONE ONE

Zone One extends 30 feet out from buildings, structures, decks, etc.

- Remove all dead or dying vegetation.
- Trim tree canopies regularly to keep their branches a minimum of 10 feet from structures and other trees.
- Remove leaf litter (dry leaves/pine needles) from yard, roof and rain gutters.
- Relocate woodpiles or other combustible materials into Zone Two.
- Remove combustible material and vegetation from around and under decks.
- Remove or prune vegetation near windows.
- Remove “ladder fuels” (low-level vegetation that allows the fire to spread from the ground to the tree canopy). Create a separation between low-level vegetation and tree branches. This can be done by reducing the height of low-level vegetation and/or trimming low tree branches.

ZONE TWO

Zone Two extends 30 to 100 feet out from buildings, structures and decks. You can minimize the chance of fire jumping from plant to plant by removing dead material and removing and/or thinning vegetation. The minimum spacing between vegetation is three times the dimension of the plant.

- Remove “ladder fuels.”
- Cut or mow annual grass down to a maximum height of 4 inches.
- Trim tree canopies regularly to keep their branches a minimum of 10 feet from other trees.

What is a Hardened Home?

Construction materials and the quality of the defensible space surrounding it are what gives a home the best chance to survive a wildfire. Embers from a wildfire will find the weak link in your home's fire protection scheme and gain the upper hand because of a small, overlooked or seemingly inconsequential factor. However, there are measures you can take to safeguard your home from wildfire. While you may not be able to accomplish all the measures listed below, each will increase your home's, and possibly your family's, safety and survival during a wildfire.





ROOFS

Roofs are the most vulnerable surface where embers land because they can lodge and start a fire. Roof valleys, open ends of barrel tiles and rain gutters are all points of entry.

EAVES

Embers can gather under open eaves and ignite exposed wood or other combustible material.

VENTS

Embers can enter the attic or other concealed spaces and ignite combustible materials. Vents in eaves and cornices are particularly vulnerable, as are any unscreened vents.

WALLS

Combustible siding or other combustible or overlapping materials provide surfaces or crevices for embers to nestle and ignite.

WINDOWS and DOORS

Embers can enter gaps in doors, including garage doors. Plants or combustible storage near windows can be ignited from embers and generate heat that can break windows and/or melt combustible frames.

BALCONIES and DECKS

Embers can collect in or on combustible surfaces or the undersides of decks and balconies, ignite the material and enter the home through walls or windows.

To harden your home even further, consider protecting your homes with a residential fire sprinkler system. In addition to extinguishing a fire started by an ember that enters your home, it also protects you and your family year-round from any fire that may start in your home.

Tour a Wildfire Ready Home

Home Site and Yard: Ensure you have at least a 100-foot radius of defensible space (cleared vegetation) around your home. Note that even more clearance may be needed for homes in severe hazard areas. This means looking past what you own to determine the impact a common slope or neighbors' yard will have on your property during a wildfire.

Cut dry weeds and grass before noon when temperatures are cooler to reduce the chance of sparking a fire.

Landscape with fire-resistant plants that have a high moisture content and are low-growing.

Keep woodpiles, propane tanks and combustible materials away from your home and other structures such as garages, barns and sheds.

Ensure that trees are far away from power lines.

Roof: Your roof is the most vulnerable part of your home because it can easily catch fire from wind-blown embers. Homes with wood-shake or shingle roofs are at high risk of being destroyed during a wildfire.

Build your roof or re-roof with fire-resistant materials such as composition, metal or tile. Block any spaces between roof decking and covering to prevent ember intrusion.

Clear pine needles, leaves and other debris from your roof and gutters.

Cut any tree branches within ten feet of your roof.

Vents: Vents on homes are particularly vulnerable to flying embers.

All vent openings should be covered with ⅛-inch or smaller metal mesh. Do not use fiberglass or plastic mesh because they can melt and burn.

Attic vents in eaves or cornices should be baffled or otherwise protected to prevent ember intrusion (mesh is not enough).

Windows: Heat from a wildfire can cause windows to break even before the home ignites. This allows burning embers to enter and start internal fires. Single-paned and large windows are particularly vulnerable.

Install dual-paned windows with the exterior pane of tempered glass to reduce the chance of breakage in a fire.

Limit the size and number of windows in your home that face large areas of vegetation.

Inside: Keep working fire extinguishers on hand.

Install smoke alarms on each level of your home and near bedrooms. Test them monthly and change the batteries twice a year.

Address: Make sure your address is clearly visible from the road.

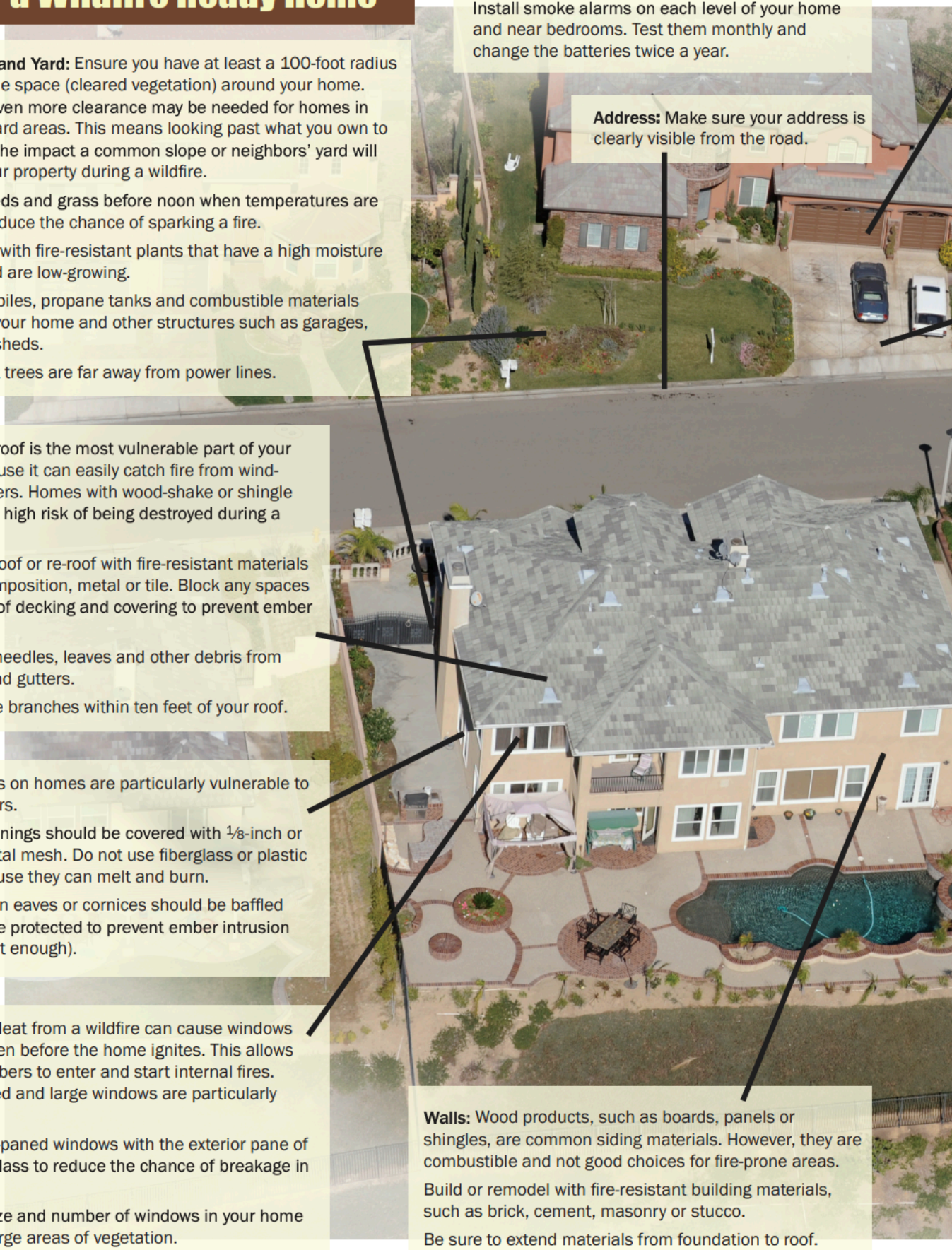

Walls: Wood products, such as boards, panels or shingles, are common siding materials. However, they are combustible and not good choices for fire-prone areas.

Build or remodel with fire-resistant building materials, such as brick, cement, masonry or stucco.

Be sure to extend materials from foundation to roof.



Garage: Have a fire extinguisher and tools such as a shovel, rake, bucket and hoe available for fire emergencies.

Install a solid door with self-closing hinges between living areas and the garage. Install weather stripping around and under door to prevent ember intrusion.

Store all combustibles and flammable liquids away from ignition sources.

Driveways and Access Roads: Driveways should be designed to allow fire and emergency vehicles and equipment to reach your house.

Access roads should have a minimum 10-foot clearance on either side of the traveled section of the roadway and should allow for two-way traffic.

Ensure that all gates open inward and are wide enough to accommodate emergency equipment.

Trim trees and shrubs overhanging the road to a minimum of 13 1/2 feet to allow emergency vehicles to pass.

Non-Combustible Fencing: Make sure to use non-combustible fencing to protect your home during a wildfire.

Non-Combustible Boxed In Eaves: Box in eaves with non-combustible materials to prevent accumulation of embers.

Rain gutters: Screen or enclose rain gutters to prevent accumulation of plant debris.

Water Supply: Have multiple garden hoses that are long enough to reach any area of your home and other structures on your property.

If you have a pool or well, consider a pump.

Deck/Patio Cover: Use heavy timber or non-flammable construction material for decks.

Enclose the underside of balconies and decks with fire-resistant materials to prevent embers from blowing underneath.

Keep your deck clear of combustible items, such as baskets, dried flower arrangements and other debris.

The decking surface must be ignition resistant if it's within 10 feet of the home.

Chimney: Cover your chimney and stovepipe outlets with a non-flammable screen of ¼-inch wire mesh or smaller to prevent embers from escaping and igniting a fire.

Make sure that your chimney is at least 10 feet away from any tree branches.

READY, SET, GO!

Create Your Own Wildfire Action Plan

Now that you've done everything you can to protect your house, it's time to prepare your family. Your **Wildfire Action Plan** must be prepared with all members of your household well in advance of a fire.

Use these checklists to help you prepare your Wildfire Action Plan. Each family's plan will be different, depending on their situation.

Once you finish your plan, rehearse it regularly with your family and keep it in a safe and accessible place for quick implementation.

GET READY

Prepare Your Family



- ☐ Create a **Family Disaster Plan** that includes meeting locations and communication plans and rehearse it regularly. Include in your plan the evacuation of large animals such as horses.
- ☐ Have fire extinguishers on hand and train your family how to use them.
- ☐ Ensure that your family knows where your gas, electric and water main shut-off controls are and how to use them.
- ☐ Plan several different evacuation routes.
- ☐ Designate an emergency meeting location outside the fire hazard area.
- ☐ Assemble an emergency supply kit as recommended by the American Red Cross.
- ☐ Appoint an out-of-area friend or relative as a point of contact so you can communicate with family members who have relocated.
- ☐ Maintain a list of emergency contact numbers posted near your phone and in your emergency supply kit.
- ☐ Keep an extra emergency supply kit in your car in case you can't get to your home because of fire.
- ☐ Have a portable radio or scanner so you can stay updated on the fire.

GET SET | As the Fire Approaches

- [ ] Evacuate as soon as you are set!
- [ ] Alert family and neighbors.
- [ ] Dress in appropriate clothing (i.e., clothing made from natural fibers, such as cotton, and work boots). Have goggles and a dry bandana or particle mask handy.
- [ ] Ensure that you have your emergency supply kit on hand that includes all necessary items, such as a battery powered radio, spare batteries, emergency contact numbers, and ample drinking water.
- [ ] Stay tuned to your TV or local radio stations for updates, or check the fire department website.
- [ ] Remain close to your house, drink plenty of water and keep an eye on your family and pets until you are ready to leave.

INSIDE CHECKLIST

- [ ] Shut all windows and doors, leaving them unlocked.
- [ ] Remove flammable window shades and curtains and close metal shutters.
- [ ] Remove lightweight curtains.
- [ ] Move flammable furniture to the center of the room, away from windows and doors.
- [ ] Shut off gas at the meter. Turn off pilot lights.
- [ ] Leave your lights on so firefighters can see your house under smoky conditions.
- [ ] Shut off the air conditioning.



OUTSIDE CHECKLIST

- [ ] Gather up flammable items from the exterior of the house and bring them inside (e.g., patio furniture, children's toys, door mats, etc.) or place them in your pool.
- [ ] Turn off propane tanks.
- [ ] Don't leave sprinklers on or water running - they can waste critical water pressure.
- [ ] Leave exterior lights on.
- [ ] Back your car into the driveway. Shut doors and roll up windows.
- [ ] Have a ladder available.
- [ ] Patrol your property and extinguish all small fires until you leave.
- [ ] Seal attic and ground vents with pre-cut plywood or commercial seals if time permits.

IF YOU ARE TRAPPED: SURVIVAL TIPS

- [ ] Shelter away from outside walls.
- [ ] Bring garden hoses inside house so embers don't destroy them.
- [ ] Patrol inside your home for spot fires and extinguish them.
- [ ] Wear long sleeves and long pants made of natural fibers such as cotton.
- [ ] Stay hydrated.
- [ ] Ensure you can exit the home if it catches fire (remember if it's hot inside the house, it is four to five times hotter outside).
- [ ] Fill sinks and tubs for an emergency water supply.
- [ ] Place wet towels under doors to keep smoke and embers out.
- [ ] After the fire has passed, check your roof and extinguish any fires, sparks or embers.
- [ ] Check inside the attic for hidden embers.
- [ ] Patrol your property and extinguish small fires.
- [ ] If there are fires that you can not extinguish with a small amount of water or in a short period of time, call 9-1-1.

Go! | Early!

By leaving early, you give your family the best chance of surviving a wildfire. You also help firefighters by keeping roads clear of congestion, enabling them to move more freely and do their job.

WHEN TO LEAVE

Leave early enough to avoid being caught in fire, smoke or road congestion. Don't wait to be told by authorities to leave. In an intense wildfire, they may not have time to knock on every door. If you are advised to leave, don't hesitate!

WHERE TO GO

Leave to a predetermined location (it should be a low-risk area, such as a well-prepared neighbor or relative's house, a Red Cross shelter or evacuation center, motel, etc.)

HOW TO GET THERE

Have several travel routes in case one route is blocked by the fire or by emergency vehicles and equipment. Choose an escape route away from the fire.

WHAT TO TAKE

Take your emergency supply kit containing your family and pet's necessary items.



EMERGENCY SUPPLIES

The American Red Cross recommends every family have an emergency supply kit assembled long before a wildfire or other emergency occurs. Use the checklist below to help assemble yours. For more information on emergency supplies, visit the American Red Cross Web site at www.redcross.org.

- ☐ Three-day supply of water (one gallon per person per day).
- ☐ Non-perishable food for all family members and pets (three-day supply).
- ☐ First aid kit.
- ☐ Flashlight, battery-powered radio, and extra batteries.
- ☐ An extra set of car keys, credit cards, cash or traveler's checks.
- ☐ Sanitation supplies.
- ☐ Extra eyeglasses or contact lenses.
- ☐ Important family documents and contact numbers.
- ☐ Map marked with evacuation routes.
- ☐ Prescriptions or special medications.
- ☐ Family photos and other irreplaceable items.
- ☐ Easily carried valuables.
- ☐ Personal computers (information on hard drives and disks).
- ☐ Chargers for cell phones, laptops, etc.

Note: Keep a pair of old shoes and a flashlight handy in case of a sudden evacuation at night.

Write up your Wildfire Action Plan and post it in a location where every member of your family can see it. Rehearse it with your family.

My Personal Wildfire Action Plan

During High Fire Danger days in your area, monitor your local media for information on brush fires and be ready to implement your plan. Hot, dry and windy conditions create the perfect environment for a wildfire.

Important Phone Numbers:

Out-of-State Contact: _____ Phone: _____

Work: _____ _____ _____

School: _____ _____ _____

Other: _____ _____ _____

Evacuation Routes: _____

_____

_____

Where to go: _____

_____

Location of Emergency Supply Kit: _____

_____

Notes: _____

_____

_____

VENTURA FIRE DEPARTMENT
In an emergency, call 911
805-339-4300
VenturaCityFire.com
@venturacityfire



VC ALERT

EMERGENCY NOTIFICATION SYSTEM

VC Alert is an emergency notification system that may be used to deliver emergency alerts when there is a threat to the health or safety of Ventura County residents.

In addition to emergency information, you may:

- ✓ Choose the location you want to be contacted about — your home, your parents' home, your workplace and your child's school.
- ✓ Receive alerts on your home phone, cellular phone, work phone, email, text messaging, facsimile or instant messaging.

For more information and to register, please visit www.vcalert.org or contact us at (805) 648-9283 or via email at vc.alert@ventura.org

READY, SET, GO!

YOUR PERSONAL WILDFIRE ACTION PLAN

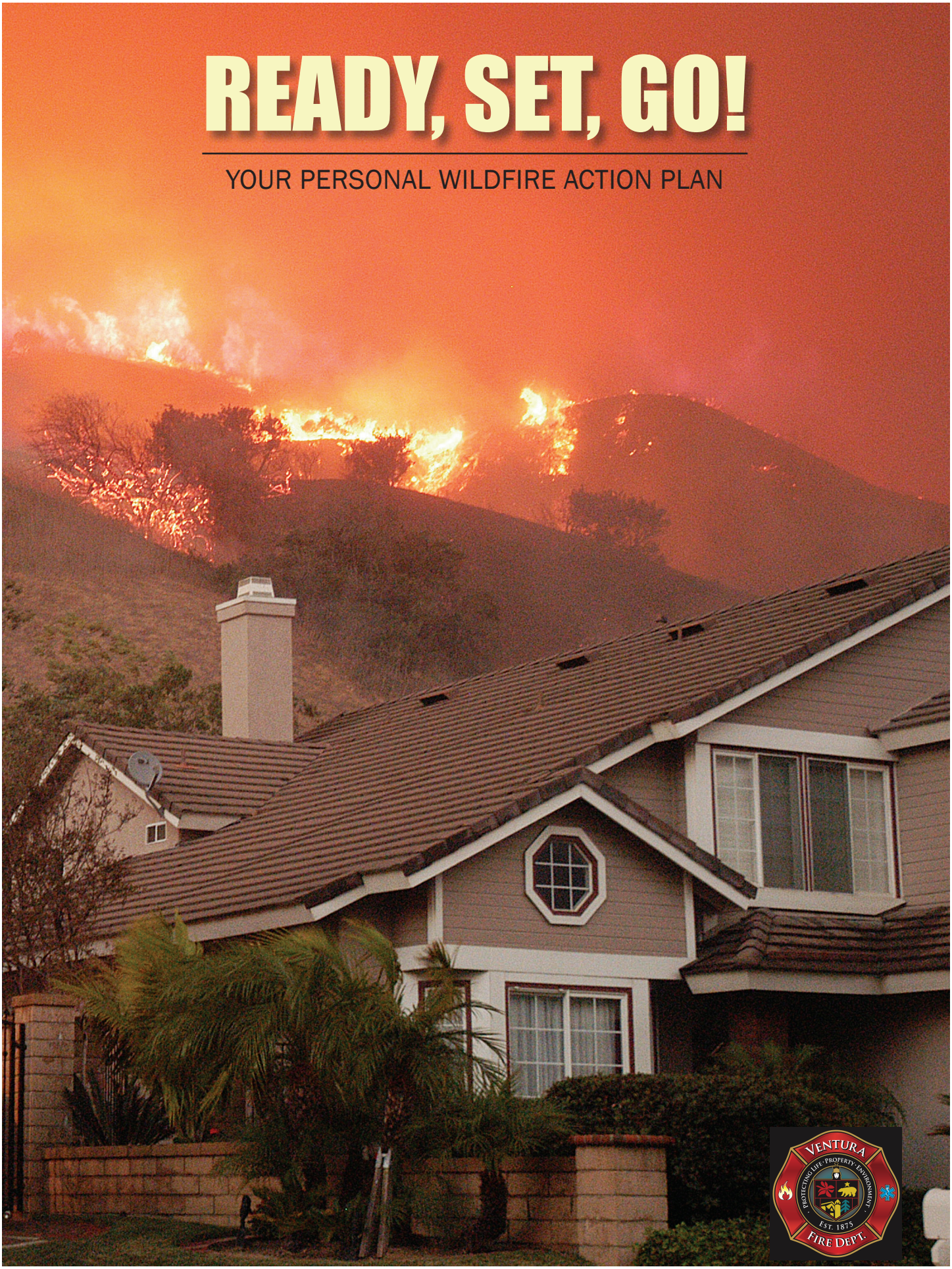

READY, SET, GO!

Wildfire Action Plan

Saving Lives and Property
through Advanced Planning



Fire season is now a year-round reality in Ventura County. This means that both firefighters and residents must be on heightened alert for the threat of wildfire at all times.

Firefighters train constantly and make countless preparations to be ready for a wildfire. Residents need to prepare as well. Successfully planning for a wildfire requires you to take personal responsibility for protecting yourself, your family and your property.

The Ventura Fire Department takes every precaution to help protect you and your property from a wildfire. The reality is, during a major wildfire, there will simply not be enough fire engines or firefighters to defend every home. You must become part of the solution.

If your home borders a natural area, what firefighters refer to as the Wildland Urban Interface, you are at increased risk during a wildfire. If you live within one mile of a natural area, you live in the Ember Zone. Homes in the Ember Zone are at risk of wind-driven embers from a wildfire. Entire neighborhoods have been destroyed by fires started by embers, not the wildfire itself.

This publication will help guide you through the process of making your home resistant to wildfires and preparing your family to leave early and safely. We call this process, “Ready, Set, Go!”

You will learn about the Ember Zone and how to retrofit your home with ignition resistant features. We will show you the importance of having defensible space around your home, and the preparations you need to make so you may leave early, evacuating well ahead of the fire.

Fire is a natural part of the beautiful area where we have chosen to live. Wildfires fueled by a build-up of drought-ravaged vegetation and driven by hot, dry winds, are extremely dangerous and almost impossible to control. Many residents have built their homes and landscapes without fully understanding the impact a fire could have on them. This publication will help you prepare your home so you may leave early, confident that you have done everything reasonably possible to protect your home.

It is not a question of if, but rather when, the next wildfire will occur. That is why the most important person protecting your life and property is you. Through advanced planning and preparation, you will dramatically increase your personal safety and the survivability of your property.

I hope you will find the information on the following pages helpful as you prepare your home and family for a wildfire. Now, get ready, get set, and go!

David Endaya
Ventura City Fire Chief

INSIDE

Wildland Urban Interface	3
What is Defensible Space	4
Making Your Home Fire Resistant	5
A Wildfire-Ready Home	6-7
Get Set - Prepare Your Family	8
As the Fire Approaches Checklist	9
Go Early Checklist	10
Your Own Wildfire Action Plan	11

This publication was prepared by the Ventura County Fire Department. Special thanks to CALFIRE, Orange County Fire Authority, FireSafe Council, Firewise Communities, and the Institute for Business and Home Safety as well as many other organizations for their contributions to content.

Ready, Set, Go! is supported by:

Living in the Wildland Urban Interface and the Ember Zone

Ready, Set, Go! begins with a house that firefighters can defend.

Defensible space works!

If you live next to a natural area, the Wildland Urban Interface, you must provide firefighters with the defensible space they need to protect your home. The buffer zone you create by removing weeds, brush and other vegetation helps to keep the fire away from your home and reduces the risks from flying embers.











A home within one mile of a natural area is in the Ember Zone. Wind-driven embers can attack your home. You and your home must be prepared well before a fire occurs. Ember fires can destroy homes or neighborhoods far from the actual flame front of the wildfire.

What is Defensible Space?



Defensible space is the required space between a structure and the wildland area that, under normal conditions, creates a sufficient buffer to slow or halt the spread of wildfire to a structure. It protects the home from igniting due to direct flame or radiant heat. Defensible space is essential for structure survivability during wildfire conditions.

ZONE ONE

Zone One extends 30 feet out from buildings, structures, decks, etc.

- Remove all dead or dying vegetation.
- Trim tree canopies regularly to keep their branches a minimum of 10 feet from structures and other trees.
- Remove leaf litter (dry leaves/pine needles) from yard, roof and rain gutters.
- Relocate woodpiles or other combustible materials into Zone Two.
- Remove combustible material and vegetation from around and under decks.
- Remove or prune vegetation near windows.
- Remove “ladder fuels” (low-level vegetation that allows the fire to spread from the ground to the tree canopy). Create a separation between low-level vegetation and tree branches. This can be done by reducing the height of low-level vegetation and/or trimming low tree branches.

ZONE TWO

Zone Two extends 30 to 100 feet out from buildings, structures and decks. You can minimize the chance of fire jumping from plant to plant by removing dead material and removing and/or thinning vegetation. The minimum spacing between vegetation is three times the dimension of the plant.

- Remove “ladder fuels.”
- Cut or mow annual grass down to a maximum height of 4 inches.
- Trim tree canopies regularly to keep their branches a minimum of 10 feet from other trees.

What is a Hardened Home?

Construction materials and the quality of the defensible space surrounding it are what gives a home the best chance to survive a wildfire. Embers from a wildfire will find the weak link in your home's fire protection scheme and gain the upper hand because of a small, overlooked or seemingly inconsequential factor. However, there are measures you can take to safeguard your home from wildfire. While you may not be able to accomplish all the measures listed below, each will increase your home's, and possibly your family's, safety and survival during a wildfire.





ROOFS

Roofs are the most vulnerable surface where embers land because they can lodge and start a fire. Roof valleys, open ends of barrel tiles and rain gutters are all points of entry.

EAVES

Embers can gather under open eaves and ignite exposed wood or other combustible material.

VENTS

Embers can enter the attic or other concealed spaces and ignite combustible materials. Vents in eaves and cornices are particularly vulnerable, as are any unscreened vents.

WALLS

Combustible siding or other combustible or overlapping materials provide surfaces or crevices for embers to nestle and ignite.

WINDOWS and DOORS

Embers can enter gaps in doors, including garage doors. Plants or combustible storage near windows can be ignited from embers and generate heat that can break windows and/or melt combustible frames.

BALCONIES and DECKS

Embers can collect in or on combustible surfaces or the undersides of decks and balconies, ignite the material and enter the home through walls or windows.

To harden your home even further, consider protecting your homes with a residential fire sprinkler system. In addition to extinguishing a fire started by an ember that enters your home, it also protects you and your family year-round from any fire that may start in your home.

Tour a Wildfire Ready Home

Home Site and Yard: Ensure you have at least a 100-foot radius of defensible space (cleared vegetation) around your home. Note that even more clearance may be needed for homes in severe hazard areas. This means looking past what you own to determine the impact a common slope or neighbors' yard will have on your property during a wildfire.

Cut dry weeds and grass before noon when temperatures are cooler to reduce the chance of sparking a fire.

Landscape with fire-resistant plants that have a high moisture content and are low-growing.

Keep woodpiles, propane tanks and combustible materials away from your home and other structures such as garages, barns and sheds.

Ensure that trees are far away from power lines.

Roof: Your roof is the most vulnerable part of your home because it can easily catch fire from wind-blown embers. Homes with wood-shake or shingle roofs are at high risk of being destroyed during a wildfire.

Build your roof or re-roof with fire-resistant materials such as composition, metal or tile. Block any spaces between roof decking and covering to prevent ember intrusion.

Clear pine needles, leaves and other debris from your roof and gutters.

Cut any tree branches within ten feet of your roof.

Vents: Vents on homes are particularly vulnerable to flying embers.

All vent openings should be covered with ⅛-inch or smaller metal mesh. Do not use fiberglass or plastic mesh because they can melt and burn.

Attic vents in eaves or cornices should be baffled or otherwise protected to prevent ember intrusion (mesh is not enough).

Windows: Heat from a wildfire can cause windows to break even before the home ignites. This allows burning embers to enter and start internal fires. Single-paned and large windows are particularly vulnerable.

Install dual-paned windows with the exterior pane of tempered glass to reduce the chance of breakage in a fire.

Limit the size and number of windows in your home that face large areas of vegetation.

Inside: Keep working fire extinguishers on hand.

Install smoke alarms on each level of your home and near bedrooms. Test them monthly and change the batteries twice a year.

Address: Make sure your address is clearly visible from the road.

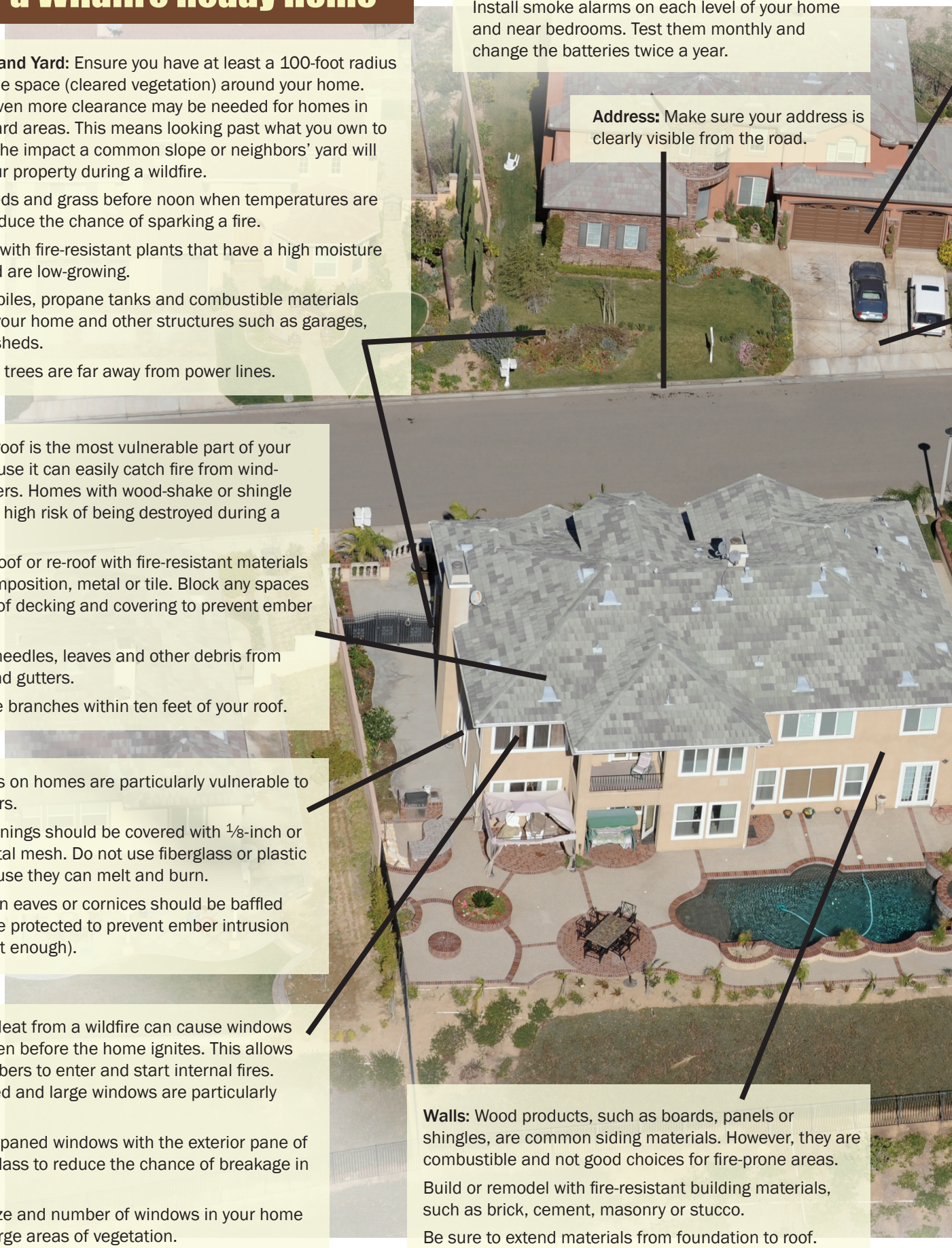

Walls: Wood products, such as boards, panels or shingles, are common siding materials. However, they are combustible and not good choices for fire-prone areas.

Build or remodel with fire-resistant building materials, such as brick, cement, masonry or stucco.

Be sure to extend materials from foundation to roof.



Garage: Have a fire extinguisher and tools such as a shovel, rake, bucket and hoe available for fire emergencies.

Install a solid door with self-closing hinges between living areas and the garage. Install weather stripping around and under door to prevent ember intrusion.

Store all combustibles and flammable liquids away from ignition sources.

Driveways and Access Roads: Driveways should be designed to allow fire and emergency vehicles and equipment to reach your house.

Access roads should have a minimum 10-foot clearance on either side of the traveled section of the roadway and should allow for two-way traffic.

Ensure that all gates open inward and are wide enough to accommodate emergency equipment.

Trim trees and shrubs overhanging the road to a minimum of 13 1⁄2 feet to allow emergency vehicles to pass.

Non-Combustible Fencing: Make sure to use non-combustible fencing to protect your home during a wildfire.

Non-Combustible Boxed In Eaves: Box in eaves with non-combustible materials to prevent accumulation of embers.

Rain gutters: Screen or enclose rain gutters to prevent accumulation of plant debris.

Water Supply: Have multiple garden hoses that are long enough to reach any area of your home and other structures on your property.

If you have a pool or well, consider a pump.

Deck/Patio Cover: Use heavy timber or non-flammable construction material for decks.

Enclose the underside of balconies and decks with fire-resistant materials to prevent embers from blowing underneath.

Keep your deck clear of combustible items, such as baskets, dried flower arrangements and other debris.

The decking surface must be ignition resistant if it's within 10 feet of the home.

Chimney: Cover your chimney and stovepipe outlets with a non-flammable screen of ¼-inch wire mesh or smaller to prevent embers from escaping and igniting a fire.

Make sure that your chimney is at least 10 feet away from any tree branches.

READY, SET, GO!

Create Your Own Wildfire Action Plan

Now that you've done everything you can to protect your house, it's time to prepare your family. Your **Wildfire Action Plan** must be prepared with all members of your household well in advance of a fire.

Use these checklists to help you prepare your Wildfire Action Plan. Each family's plan will be different, depending on their situation.

Once you finish your plan, rehearse it regularly with your family and keep it in a safe and accessible place for quick implementation.

GET READY

Prepare Your Family







- ☐ Create a **Family Disaster Plan** that includes meeting locations and communication plans and rehearse it regularly. Include in your plan the evacuation of large animals such as horses.
- ☐ Have fire extinguishers on hand and train your family how to use them.
- ☐ Ensure that your family knows where your gas, electric and water main shut-off controls are and how to use them.
- ☐ Plan several different evacuation routes.
- ☐ Designate an emergency meeting location outside the fire hazard area.
- ☐ Assemble an emergency supply kit as recommended by the American Red Cross.
- ☐ Appoint an out-of-area friend or relative as a point of contact so you can communicate with family members who have relocated.
- ☐ Maintain a list of emergency contact numbers posted near your phone and in your emergency supply kit.
- ☐ Keep an extra emergency supply kit in your car in case you can't get to your home because of fire.
- ☐ Have a portable radio or scanner so you can stay updated on the fire.

GET SET | As the Fire Approaches

- [ ] Evacuate as soon as you are set!
- [ ] Alert family and neighbors.
- [ ] Dress in appropriate clothing (i.e., clothing made from natural fibers, such as cotton, and work boots). Have goggles and a dry bandana or particle mask handy.
- [ ] Ensure that you have your emergency supply kit on hand that includes all necessary items, such as a battery powered radio, spare batteries, emergency contact numbers, and ample drinking water.
- [ ] Stay tuned to your TV or local radio stations for updates, or check the fire department website.
- [ ] Remain close to your house, drink plenty of water and keep an eye on your family and pets until you are ready to leave.

INSIDE CHECKLIST

- [ ] Shut all windows and doors, leaving them unlocked.
- [ ] Remove flammable window shades and curtains and close metal shutters.
- [ ] Remove lightweight curtains.
- [ ] Move flammable furniture to the center of the room, away from windows and doors.
- [ ] Shut off gas at the meter. Turn off pilot lights.
- [ ] Leave your lights on so firefighters can see your house under smoky conditions.
- [ ] Shut off the air conditioning.



OUTSIDE CHECKLIST

- [ ] Gather up flammable items from the exterior of the house and bring them inside (e.g., patio furniture, children's toys, door mats, etc.) or place them in your pool.
- [ ] Turn off propane tanks.
- [ ] Don't leave sprinklers on or water running - they can waste critical water pressure.
- [ ] Leave exterior lights on.
- [ ] Back your car into the driveway. Shut doors and roll up windows.
- [ ] Have a ladder available.
- [ ] Patrol your property and extinguish all small fires until you leave.
- [ ] Seal attic and ground vents with pre-cut plywood or commercial seals if time permits.

IF YOU ARE TRAPPED: SURVIVAL TIPS

- [ ] Shelter away from outside walls.
- [ ] Bring garden hoses inside house so embers don't destroy them.
- [ ] Patrol inside your home for spot fires and extinguish them.
- [ ] Wear long sleeves and long pants made of natural fibers such as cotton.
- [ ] Stay hydrated.
- [ ] Ensure you can exit the home if it catches fire (remember if it's hot inside the house, it is four to five times hotter outside).
- [ ] Fill sinks and tubs for an emergency water supply.
- [ ] Place wet towels under doors to keep smoke and embers out.
- [ ] After the fire has passed, check your roof and extinguish any fires, sparks or embers.
- [ ] Check inside the attic for hidden embers.
- [ ] Patrol your property and extinguish small fires.
- [ ] If there are fires that you can not extinguish with a small amount of water or in a short period of time, call 9-1-1.

Go! | Early!

By leaving early, you give your family the best chance of surviving a wildfire. You also help firefighters by keeping roads clear of congestion, enabling them to move more freely and do their job.

WHEN TO LEAVE

Leave early enough to avoid being caught in fire, smoke or road congestion. Don't wait to be told by authorities to leave. In an intense wildfire, they may not have time to knock on every door. If you are advised to leave, don't hesitate!

WHERE TO GO

Leave to a predetermined location (it should be a low-risk area, such as a well-prepared neighbor or relative's house, a Red Cross shelter or evacuation center, motel, etc.)

HOW TO GET THERE

Have several travel routes in case one route is blocked by the fire or by emergency vehicles and equipment. Choose an escape route away from the fire.

WHAT TO TAKE

Take your emergency supply kit containing your family and pet's necessary items.



EMERGENCY SUPPLIES

The American Red Cross recommends every family have an emergency supply kit assembled long before a wildfire or other emergency occurs. Use the checklist below to help assemble yours. For more information on emergency supplies, visit the American Red Cross Web site at www.redcross.org.

- ☐ Three-day supply of water (one gallon per person per day).
- ☐ Non-perishable food for all family members and pets (three-day supply).
- ☐ First aid kit.
- ☐ Flashlight, battery-powered radio, and extra batteries.
- ☐ An extra set of car keys, credit cards, cash or traveler's checks.
- ☐ Sanitation supplies.
- ☐ Extra eyeglasses or contact lenses.
- ☐ Important family documents and contact numbers.
- ☐ Map marked with evacuation routes.
- ☐ Prescriptions or special medications.
- ☐ Family photos and other irreplaceable items.
- ☐ Easily carried valuables.
- ☐ Personal computers (information on hard drives and disks).
- ☐ Chargers for cell phones, laptops, etc.

Note: Keep a pair of old shoes and a flashlight handy in case of a sudden evacuation at night.

Write up your Wildfire Action Plan and post it in a location where every member of your family can see it. Rehearse it with your family.

My Personal Wildfire Action Plan

During High Fire Danger days in your area, monitor your local media for information on brush fires and be ready to implement your plan. Hot, dry and windy conditions create the perfect environment for a wildfire.

Important Phone Numbers:

Out-of-State Contact: _____ Phone: _____

Work: _____ _____ _____

School: _____ _____ _____

Other: _____ _____ _____

Evacuation Routes: _____

_____

_____

Where to go: _____

_____

Location of Emergency Supply Kit: _____

_____

Notes: _____

_____

_____

VENTURA CITY FIRE DEPARTMENT .
If you have an emergency, call 911
Fire Prevention: 805-658-4717
Web site: www.cityofventura.ca.gov/fire



VC ALERT
EMERGENCY NOTIFICATION SYSTEM

If we can't **REACH** you...
We can't **ALERT** you.

VC Alert is an emergency notification system that may be used to deliver emergency alerts when there is a threat to the health or safety of Ventura County residents.

In addition to emergency information, you may:

- ✓ Choose the location you want to be contacted about — your home, your parents' home, your workplace and your child's school.
- ✓ Receive alerts on your home phone, cellular phone, work phone, email, text messaging, facsimile or instant messaging.

For more information and to register, please visit www.vcalert.org or contact us at (805) 648-9283 or via email at vc.alert@ventura.org

Ready® Ventura County

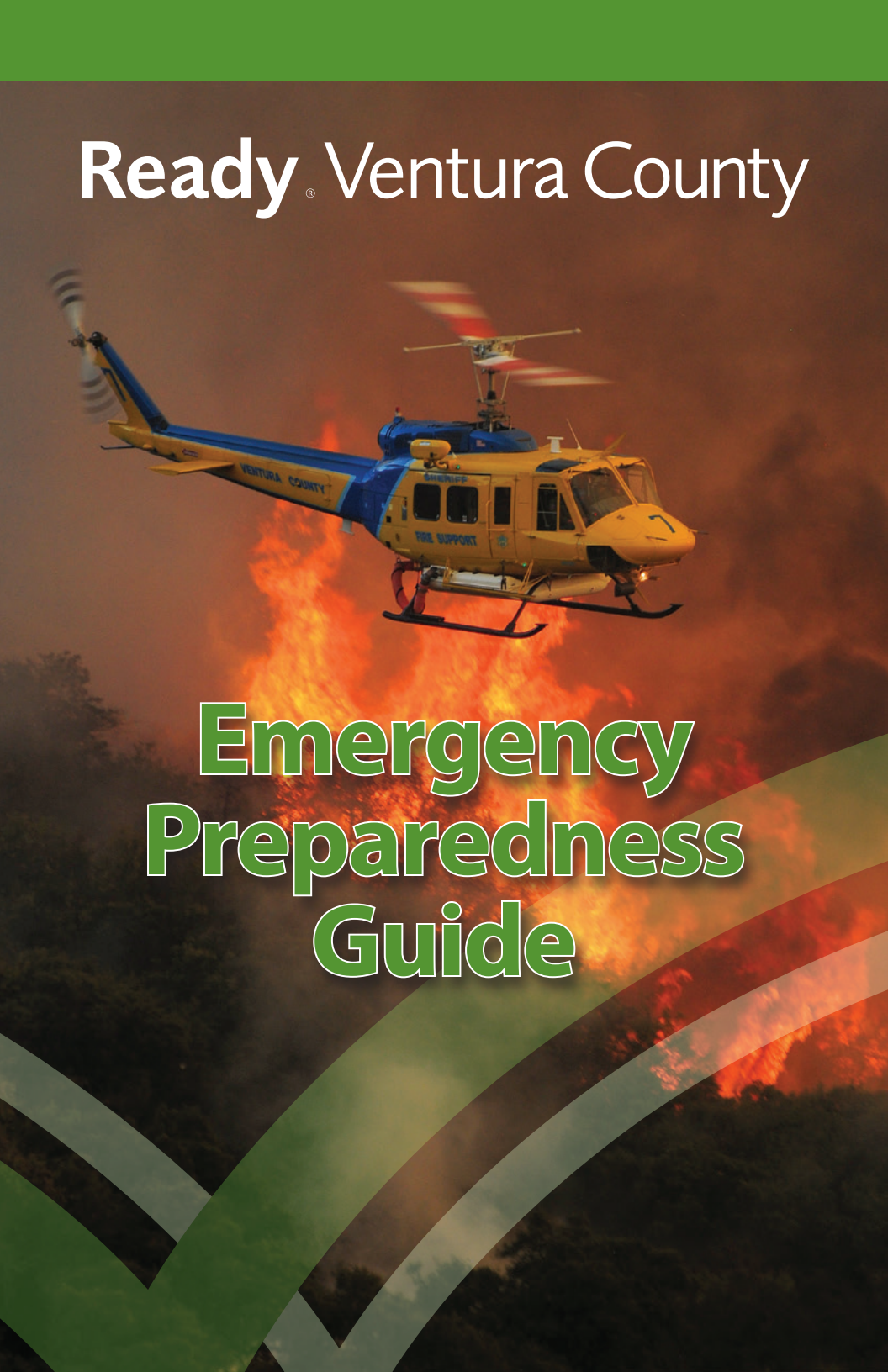

Emergency Preparedness Guide

Cover photo: Skip Robinson/Vertical Magazine

TABLE OF CONTENTS

Emergency Numbers **1**
Disaster Information 1
- Police 1
- Fire 2
- Medical 3
- Emergency Management Offices 3

Ventura County Emergency Notification Systems **4**
- VC Alert 4
- Emergency Alert System 4
- National Weather Service 5
  - Hazard Definitions 5

Evacuations/ Shelter In Place **6**

Get A Kit **7**

Access and Functional Needs **9**

Family Emergency Communication Plan **10**

Stay Informed **11**
- Utilities Shut Off and Safety 11
  - Gas 11
  - Water 11
  - Electric 12
- Know your Hazards (Prepare) 12
  - Earthquake 12
  - Flood 13
  - Terrorism 15
  - Tsunami 16
  - Wildfire 17
  - Post-Wildfire Debris Flow 20

Get Involved **22**
- American Red Cross 22
- Auxiliary Communications Service 22
- Community Emergency Response Team 22
- Disaster Assistance Response Team 23
- Simi Valley Disaster Service Worker Team 23
- Emergency Volunteer Rescue Team 23
- Medical Reserve Corp 24
- National Weather Service 24
- United Way/ Volunteer Ventura County 24

About Us ..... **Back Cover**

In Case of an Emergency Dial 9-1-1

Disaster Information

Ventura County Emergency Operations Center
Sheriff's Office & Fire Protection District
Joint Incident Information Line: (805) 465-6650
Disaster Information Website (activated only for emergencies):
www.vcemergency.com

Police

Ventura County Sheriff's Office:
www.venturasheriff.org

Camarillo Patrol Station
3701 East Las Posas Road
Camarillo, CA 93010
(805) 388-5100 Reception

East County/Thousand Oaks Patrol Station
2101 East Olsen Road
Thousand Oaks, CA 91360
(805) 494-8200 Reception

Fillmore Patrol Station
524 Sespe Avenue
Fillmore, CA 93015
(805) 524-2233 Reception



Headquarters Patrol Station
800 South Victoria Avenue
Ventura, CA 93009
(805) 654-2890 Reception

Lockwood Valley Patrol Station
15021 Lockwood Valley Road
Lockwood Valley, CA 93932
(661) 245-3511 Emergency
(661) 245-3829 Reception

Moorpark Patrol Station
610 Spring Road
Moorpark, CA 93021
(805) 532-2700 Reception

Ojai Patrol Station
402 South Ventura Street
Ojai, CA 93023
(805) 646-1414 Reception

Oxnard Police Department
www.oxnardpd.org/
251 South "C" Street
Oxnard, CA 93030
(805) 385-7600
After Hours, non-emergency:
(805) 385-7740

Port Hueneme Police Department
www.ci.port-hueneme.ca.us
250 North Ventura Road
Port Hueneme, CA 93041
(805) 986-6530

Santa Paula Police Department
www.ci.santa-paula.ca.us
970 Ventura Street
Santa Paula, CA 93060
(805) 525-4478

Simi Valley Police Department
www.simivalley.org
3901 Alamo Street
Simi Valley, CA 93063
(805) 583-6950

Ventura Police Department
www.cityofventura.ca.gov
1425 Dowell Drive
Ventura, CA 93003
(805) 339-4400
After Hours, non-emergency:
(805) 650-8010

Fire

Ventura County Fire Department
http://vcfd.org
165 Durley Ave.
Camarillo, CA 93010
(805) 389-9710

Ventura County Fire Department Fire Stations
(805) 371-1111
When prompted, enter the station # you want to reach (i.e. "50")

Fillmore Fire Department
www.fillmorefire.com
250 Central Avenue
Fillmore, CA 93015
(805) 524-0586
After Hours, non-emergency:
(805) 384-1500

Oxnard Fire Department
www.oxnardfire.org
360 W. Second Street
Oxnard, CA 93030
(805) 385-7722

Ventura Fire Department
www.cityofventura.ca.gov
1425 Dowell Drive
Ventura, CA 93003
(805) 339-4300

Medical

Ventura County Emergency Medical Services
www.vchca.org/ems
2220 E. Gonzales Road, Suite 130
Oxnard, CA 93036
(805) 981-5301

Ventura County Public Health
www.vchca.org/public-health
2240 E. Gonzales Road
Oxnard, CA 93036
(805) 981-5101
After hours, non-emergency: (805) 656-9432

Emergency Management Offices

Ventura County Sheriff's Office of Emergency Services
www.venturasheriff.org
(805) 654-2551

City of Camarillo
www.cityofcamarillo.org
(805) 388-5300

City of Fillmore
www.fillmorefire.com/disaster_prep.htm
(805) 524-0586

City of Moorpark
www.moorparkca.gov
(805) 517-6200

City of Ojai
www.ojaicity.org
(805) 646-5581

City of Oxnard
www.oxnardfire.org
(805) 385-7717

City of Port Hueneme
www.ci.port-hueneme.ca.us/
(805) 986-6530

City of Santa Paula
www.readysantapaula.com
(805) 525-4478 ext. 241

City of Simi Valley
www.simivalley.org
(805) 583-6982

City of Thousand Oaks
www.toaks.org
(805) 449-2100

City of Ventura
www.cityofventura.ca.gov
(805) 339-4300



VC ALERT

EMERGENCY NOTIFICATION SYSTEM

VC Alert is an emergency notification system for Ventura County residents that may be used to alert you if there is an emergency in your community. Register your home or business address, landline, cell phone, email, and TTY device to receive emergency alerts. Alerts will be sent in both English and Spanish.

HOW IT WORKS



For more information and to register, please visit www.vcalert.org or contact us at (805) 648-9283 or via email at vc.alert@ventura.org.



Emergency Alert System

The Emergency Alert System (EAS) includes every radio and TV station as well as all cable companies in Ventura County. They are networked together to provide emergency related information in times of severe weather or other disaster.

The following are the primary local EAS stations:

KVTA 1590 AM

KHAY 100.7 FM

KMLA 103.7 FM (Spanish)

National Weather Service

HAZARD DEFINITIONS

Watch (12 to 48 hours in advance)

✓ Life and/or property threatening weather or hydrologic hazard possible. Conditions are favorable, but there is some uncertainty. Can be upgraded to a warning or advisory.

Advisory (minutes to hours in advance)

✓ Nuisance-level weather or hydrologic hazard is imminent or occurring. A non-life threatening event, but may cause problems if precautions are not taken.

Warning (minutes to hours in advance)

✓ Life and/or property threatening weather or hydrologic hazard is imminent or occurring. Take immediate action!

All warnings issued in Ventura County are rebroadcasted via the Emergency Alert System on local TV and Radio.

For more information visit National Weather Service Los Angeles/Oxnard: www.wrh.noaa.gov/lox/

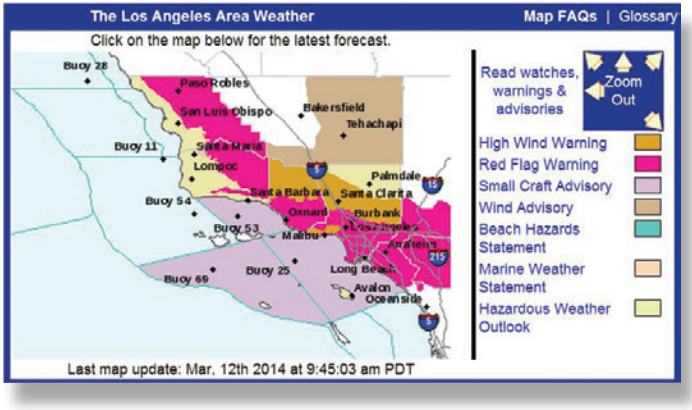

Voluntary Evacuation

Proactive measures should be taken to prevent harm and to prepare personal belongings, including pets and livestock, for evacuation (i.e., Prepare to leave).

Mandatory Evacuation

An emergency poses imminent danger to life and property (i.e., Time to Leave).

Shelter-in-Place

When advised to shelter in place, follow these measures:

- ✓ Immediately go indoors.
- ✓ Shut off heaters and air conditioning.
- ✓ Seal doors and windows with duct tape and wet towels.
- ✓ If you smell the hazardous material, cover your nose and mouth with a wet cloth.
- ✓ Do not call 9-1-1 for information. Call 9-1-1 for emergencies only.
- ✓ Listen to news radio stations KVTA 1590 AM, KHAY 100.7 FM or KMLA 103.7 FM (Spanish).
- ✓ Wait for an "All Clear" notification from a news radio station, Police or Fire personnel.





You may need to survive on your own after an emergency. This means having your own food, water, and other supplies in sufficient quantity to last for at least three days. Local officials and relief workers will be on scene after a disaster, but they may not be able to reach everyone immediately. Help may arrive in a few hours or it might take days. In addition, basic services such as electricity, gas, water, sewage treatment, and telephones may be interrupted for days, weeks, or even longer.

Individuals should also consider having at least two emergency supply kits, one full kit at home and smaller portable kits in their workplace, vehicle or other places they spend time.

Recommended Items to Include in a Basic Emergency Supply Kit:

- ✓ Water, one gallon of water per person per day for at least three days, for drinking and sanitation
- ✓ Food, at least a three-day supply of non-perishable food
- ✓ Battery-powered or hand crank radio and a NOAA Weather Radio with tone alert and extra batteries for both
- ✓ Flashlight and extra batteries, or a hand crank flashlight
- ✓ First aid kit
- ✓ Whistle to signal for help
- ✓ Dust mask, to help filter contaminated air and plastic sheeting and duct tape to shelter-in-place
- ✓ Moist towelettes, garbage bags and plastic ties for personal sanitation
- ✓ Wrench or pliers to turn off utilities
- ✓ Can opener for food (if kit contains canned food)
- ✓ Local maps
- ✓ Cell phone with chargers, inverter or solar charger

Additional Items to Consider Adding to an Emergency Supply Kit:

- ✓ Prescription medications and glasses
- ✓ Infant formula and diapers
- ✓ Pet food and extra water for your pet
- ✓ Important family documents such as copies of insurance policies, identification and bank account records in a waterproof, portable container
- ✓ Cash or traveler's checks and change
- ✓ Sleeping bag or warm blanket for each person
- ✓ Complete change of clothing including a long sleeved shirt, long pants and sturdy shoes
- ✓ Household chlorine bleach and medicine dropper. When diluted nine parts water to one part bleach, bleach can be used as a disinfectant. Or in an emergency, you can use it to treat water by using 16 drops of regular household liquid bleach per gallon of water. Do not use scented, color safe or bleaches with added cleaners.
- ✓ Fire Extinguisher
- ✓ Matches in a waterproof container
- ✓ Feminine supplies and personal hygiene items
- ✓ Mess kits, paper cups, plates and plastic utensils, paper towels
- ✓ Paper and pencil
- ✓ Books, games, puzzles or other activities for children



Individuals with Disabilities or Access & Functional Needs

If you have a disability or an access and functional need, you may need to take additional steps to prepare for emergencies.

When developing an emergency supply kit, consider adding the following items:

- ✓ Durable medical equipment
- ✓ Assistive technology and extra batteries
- ✓ Food for special diets
- ✓ Prescription medicines
- ✓ Diabetic supplies
- ✓ Hearing aids and batteries
- ✓ Teletypewriter (TTY)
- ✓ Manual wheelchair
- ✓ Supplies for a service animal
- ✓ With all the advances in technology, make sure to have alternate ways of charging/maintaining your communication and assistive technology devices before disaster strikes.

Helpful website:
www.ready.gov/individuals-access-functional-needs
www.caloes.ca.gov/Cal-OES-Divisions/Access-Functional-Needs



FAMILY EMERGENCY COMMUNICATIONS PLAN

Your family may not be together when disaster strikes, so it is important to plan in advance: how you will contact one another; how you will get back together; and what you will do in different situations.

Family Emergency Plan

- ✓ Identify an out-of town contact. It may be easier to make a long-distance phone call than to make local calls.
- ✓ Be sure every member of your family knows the phone number and has a cell phone, coins or a prepaid phone card to call the emergency contact.
- ✓ Teach family members how to use text messaging (also known as SMS or Short Message Service). Text messages can often get around network disruptions when a phone call might not be able to get through.

Planning to Stay or Go

Depending on your circumstances and the nature of the emergency, the first important decision is whether you stay where you are or to evacuate. You should understand and plan for both possibilities. You should watch TV, listen to the radio or check the Internet often for information or official instruction as it becomes available.

Emergency Plans

You may also want to inquire about emergency plans at places where your family spends time: work, daycare and school. If no plans exist, consider volunteering to help create one. Talk to your neighbors about how you can work together in the event of an emergency.



Learn more about the potential emergencies that could happen where you live and the appropriate way to respond to them. Knowing what to do during an emergency is an important part of being prepared and may make all the difference when seconds count.

Utilities Shut Off and Safety

NATURAL GAS

Natural gas leaks may cause explosions which are responsible for fires following disasters. It is important to know how to shut off natural gas. Because there are different gas shut-off procedures for different gas meter configurations, it is important to contact your local gas company for guidance on preparations and response regarding gas appliances and gas service to your home.

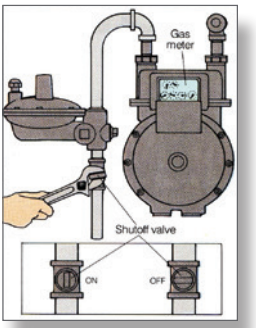

If you smell gas or hear a blowing or hissing noise, open a window and get everyone out quickly. Turn off the gas, using the outside main valve, if possible, and call the gas company from a neighbor's home.

CAUTION: If you turn off the gas for any reason, a qualified professional must turn it back on. NEVER attempt to turn the gas back on yourself.
www.socalgas.com/safety/
www.ready.gov/safety-skills

WATER



Water is a precious resource following many disasters. It is important to learn how to shut off the water at the main house valve. Before an emergency happens, locate the shut-off valve for the water line that enters your house and label this valve with a tag for easy identification. Make sure all members of your household know where it is located. Make sure this valve can be completely shut off.

Cracked lines may pollute the water supply to your house. It is wise to shut off your water until you hear from authorities that the water is safe to drink.
www.ready.gov/safety-skills

ELECTRICITY

Electrical sparks have the potential to ignite natural gas if leaking. It is wise to teach all responsible household members where and how to shut off the electricity. Locate you electrical circuit box. For your safety, always shut off all the individual circuits before shutting off the main circuit.
www.sce.com
www.ready.gov/safety-skills

Know Your Hazards

EARTHQUAKE

Before an Earthquake

1. Check for Hazards in the Home
   - ✓ Fasten shelves securely to walls.
   - ✓ Place large or heavy objects on lower shelves
2. Identify Safe Places Indoors and Outdoors
   - ✓ Under sturdy furniture such as a heavy desk or table.
   - ✓ Against an inside wall.
3. Educate Yourself and Family Members
   - ✓ Teach children how and when to call 9-1-1, Police, or Fire Department and which radio station to tune to for emergency information.
   - ✓ Teach all family members how and when to turn off gas, electricity, and water.



During an Earthquake

If indoors…



- ✓ DROP to the ground; take COVER by getting under a sturdy table or other piece of furniture; and HOLD ON until the shaking stops. If there isn't a table or desk near you, cover your face and head with your arms and crouch in an inside corner of the building.
- ✓ Stay away from glass, windows, outside doors and walls, and anything that could fall, such as lighting fixtures or furniture.
- ✓ Stay inside until the shaking stops and it is safe to go outside.

If outdoors…

- ✓ Stay there.
- ✓ Move away from buildings, streetlights, and utility wires.
- ✓ Once in the open, stay there until the shaking stops. The greatest danger exists directly outside buildings, at exits and alongside exterior walls. Ground movement during an earthquake is not the direct cause of death or injury. Most earthquake-related casualties result from collapsing walls, flying glass and falling objects.

More information on earthquakes can found at:
www.earthquakecountry.org
www.shakeout.org
www.usgs.gov

FLOOD

During A Flood

If a flood is likely in your area, you should:

- ✓ Listen to the radio or television for information.
- ✓ Be aware that flash flooding can occur. If there is any possibility of a flash flood, move immediately to higher ground. Do not wait for instructions to move.
- ✓ Be aware of streams, drainage channels, canyons and other areas known to flood suddenly. Flash floods can occur in these areas with or without such typical warnings as rain clouds or heavy rain.

✓ If you must prepare to evacuate, you should do the following:

- Secure your home. If you have time, bring in outdoor furniture. Move essential items to an upper floor.
- Turn off utilities at the main switches or valves if instructed to do so. Disconnect electrical appliances. Do not touch electrical equipment if you are wet or standing in water.

✓ If you have to leave your home, remember these evacuation tips:

- Do not walk through moving water. Six inches of moving water can make you fall. If you have to walk in water, walk where the water is not moving. Use a stick to check the firmness of the ground in front of you.
- Do not drive into flooded areas. If floodwaters rise around your car, abandon the car and move to higher ground if you can do so safely.

Driving Flood Facts:

The following are important points to remember when driving in flood conditions:

✓ Six inches of water will reach the bottom of most passenger cars causing loss of control and possible stalling.

✓ A foot of water will float many vehicles.

✓ Two feet of rushing water can carry away most vehicles including sport utility vehicles (SUV's) and pick-ups.

More information can be found at:
www.vcwatershed.net/fws/
www.vcfloodinfo.com/
www.fema.gov/national-flood-insurance-program



TERRORISM

Terrorism is defined as the use of force or violence against persons or property in violation of the criminal laws of the United States for purposes of intimidation, coercion or ransom.

Terrorists often use threats to:

- ✓ Create fear among the public.
- ✓ Try to convince citizens that their government is powerless to prevent terrorism.
- ✓ Get immediate publicity for their causes.

Acts of terrorism include: Threats of terrorism, assassinations, kidnappings, hijackings, bomb scares and bombings, cyber-attacks (computer-based), and the use of chemical, biological, nuclear and radiological weapons.



If you see something suspicious taking place then report that behavior or activity to local law enforcement or in the case of emergency call 9-1-1. Factors such as race, ethnicity, national origin or religious affiliation alone are not suspicious. For that reason, the public should report only suspicious behavior and situations (e.g., an unattended backpack in a public place or someone trying to break into a restricted area) rather than beliefs, thoughts, ideas, expressions, associations or speech unrelated to terrorism or other criminal activity. Only reports that document behavior reasonably indicative of criminal activity related to terrorism will be shared with federal partners.

Helpful websites:
https://www.dhs.gov/see-something-say-something

TSUNAMI

Tsunamis (pronounced *soo-ná-mees*), also known as seismic sea waves (mistakenly called "tidal waves"), are a series of enormous waves created by an underwater disturbance such as an earthquake, landslide, volcanic eruption or meteorite. A tsunami can move hundreds of miles per hour in the open ocean and smash into land with waves as high as 100 feet or more.



All tsunamis are potentially dangerous, even though they may not damage every coastline they strike. A tsunami can strike anywhere along most of the U.S. coastline. The most destructive tsunamis have occurred along the coasts of California, Oregon, Washington, Alaska, and Hawaii.

The following are guidelines for what you should do if a tsunami is likely in your area:

- ✓ Turn on your radio to learn if there is a tsunami warning if an earthquake occurs and you are in a coastal area. Move inland to higher ground immediately and stay there.
- ✓ Stay away from the beach. Never go down to the beach to watch a tsunami come in. If you can see the wave you are too close to escape it.

CAUTION - If there is noticeable recession in water away from the shoreline this is nature's tsunami warning and it should be heeded. You should move away immediately.

Helpful websites:
www.weather.gov/TsunamiReady/
nws.weather.gov/nthmp/
ntwc.ncep.noaa.gov/

WILDFIRES



Wildfires are now a year-round reality in Ventura County. This means that both firefighters and residents have to be on heightened alert for the threat of wildfire at all times.

Firefighters train hard and make countless preparations to be ready for a wildfire. Residents need to do the same. Successfully preparing for a wildfire requires you to take personal responsibility for protecting yourself, your family and your property.

You must do all you can to make your home resistant to wildfires and prepare your family to leave early and safely. We call this process, **"Ready, Set, Go!"**

GET READY:

- ✓ Create a Family Disaster Plan that includes meeting locations and communication plans and rehearse it regularly. Include in your plan the evacuation of large animals such as horses.
- ✓ Have fire extinguishers on hand and train your family how to use them.
- ✓ Ensure that your family knows where your gas, electric and water main shut-off controls are and how to use them.
- ✓ Plan several different evacuation routes.
- ✓ Designate an emergency meeting location outside the fire hazard area.
- ✓ Assemble an emergency supply kit, and an extra emergency supply kit in your car in case you can't get to your home because of a fire.
- ✓ Have a communication plan with emergency contact numbers of family and an out-of-area contact person.
- ✓ Have a portable radio or scanner so you can stay updated on the fire.

GET SET:

Inside Checklist:

- ✓ Shut all windows and doors, leaving them unlocked.
- ✓ Remove flammable window shades, lightweight curtains and close metal shutters.
- ✓ Move flammable furniture to the center of the room, away from windows and doors.
- ✓ Leave your lights on so firefighters can see your house under smoky conditions.
- ✓ Shut off the air conditioning.

Outside Checklist:

- ✓ Gather up flammable items from the exterior of the house and bring them inside (e.g., patio furniture, children's toys, door mats, etc.) or place them in your pool.
- ✓ Don't leave sprinklers on or water running – they can waste critical water pressure.
- ✓ Leave exterior lights on.
- ✓ Back your car into the driveway. Shut doors and roll up windows.
- ✓ Have a ladder available.
- ✓ Patrol your property and extinguish all small fires until you leave.
- ✓ Seal attic and ground vents with pre-cut plywood or commercial seals if time permits.

You Are Trapped: Survival Tips

- ✓ Shelter away from outside walls.
- ✓ Bring garden hoses inside house so embers don't destroy them.
- ✓ Patrol inside your home for spot fires and extinguish them.
- ✓ Wear long sleeves and long pants made of natural fibers such as cotton.
- ✓ Stay hydrated.
- ✓ Ensure you can exit the home if it catches fire (remember if it's hot inside the house, it is four to five times hotter outside).
- ✓ Fill sinks and tubs for an emergency water supply.
- ✓ Place wet towels under doors to keep smoke and embers out.

- ✓ After the fire has passed, check your roof and extinguish any fires, sparks or embers.
- ✓ Check inside the attic for hidden embers.
- ✓ Patrol your property and extinguish small fires.
- ✓ If there are fires that you can not extinguish with a small amount of water or in a short period of time, call 9-1-1.

GO:

By leaving early, you give your family the best chance of surviving a wildfire. You also help firefighters by keeping roads clear of congestion, enabling them to move more freely and do their job.



When To Leave

Leave early enough to avoid being caught in fire, smoke or road congestion. Don't wait to be told by authorities to leave. In an intense wildfire, they may not have time to knock on every door. If you are advised to leave, don't hesitate!

Where To Go

Leave to a predetermined location (it should be a low-risk area, such as a well-prepared neighbor or relative's house, a Red Cross shelter or evacuation center, motel, etc.)

How To Get There

Have several travel routes in case one route is blocked by the fire or by emergency vehicles and equipment. Choose an escape route away from the fire.

What To Take

Take your emergency supply kit containing your family's and pet's necessary items.

More information can be found at:
www.vcfd.org

POST-WILDFIRE DEBRIS FLOW

Debris flow and flash floods may pose a threat to homes and communities adjacent to or surrounded by wild lands in recent burn areas. Wildfires dramatically alter terrain and destroy vegetation that would normally absorb rainfall, resulting in increased risk for flood and debris flows. Debris flows develop when unabsorbed water picks up soil, sediment, boulders and other debris and are carried in a stream of floodwaters. Areas affected by wildfire remain at risk until vegetation is restored, which may take up to 5 years or longer during drought periods.

Reduce Your Risk of Debris Flow Hazard

- ✓ Do not build near steep slopes, mountain edges, near or below drainage ways, or natural erosion areas.
- ✓ Consider a geologic hazard assessment of your property that includes a site visit by a professional geologist.
- ✓ Consult your insurance agent and visit FloodSmart.gov for information on flood insurance.
- ✓ Plant drought and fire-resistant ground cover on slopes.
- ✓ Build retaining walls that account for upslope drainage.
- ✓ In debris flow prone areas, build channels or walls to direct the flow around buildings.
- ✓ Stay informed of the weather including potential rainfall amounts and intensities.



Recognize the Warning Signs

- ✓ Prolonged periods of heavy rainfall and strong wind gusts.
- ✓ Unusual sounds, such as trees cracking or a faint rumbling that intensifies.
- ✓ Changes that occur in the hillside landscape, such as patterns of arcuate cracks or soil exposure, bulging at the bottom of the slope, leaning trees, bare soil areas, water drainage from bottom of slope.
- ✓ Flowing or falling mud or debris may precede larger flows.
- ✓ Water breaks through the ground surface in new locations.
- ✓ Fences, retaining walls, utility poles, or trees fall.
- ✓ Report warning signs of debris flow to 911.

Increase Your Chance for Survival

- ✓ Stay tuned to NOAA weather reports via radio or television, and visit https://www.vcwatershed.net/fws/gmap.html to see real-time rainfall intensity levels.
- ✓ Evacuate for the duration and a few hours after the storm. Avoidance is your best protection.
- ✓ Proceed with caution while driving in high-risk areas.

If a Debris Flow Impacts Your Property

- ✓ Return home only when officials have declared the area safe.
- ✓ Have the home inspected for structural damage before re-entering.
- ✓ Keep power and gas off until a licensed professional has inspected your systems for safety.
- ✓ Discard food items that have been contaminated by floodwater or debris.
- ✓ Boil water for drinking and food preparation until authorities declare your water supply is safe.
- ✓ Prevent mold by removing wet contents immediately.
- ✓ Beware of wild animals or poisonous snakes that may have been swept into the area.
- ✓ Seek advice from a technical expert for evaluating potential future hazards or designing corrective techniques.

Want to get involved in your local community?



American Red Cross
www.redcross.org/ca/ventura
As the world's leading humanitarian organization, their network of volunteers have responded to disasters, provided lifesaving education, helped families to prepare for emergencies before they occur, and kept members of our Armed Forces connected with their loved ones during times of tragedy and joy.

Auxiliary Communication Services (ACS)
www.vc-acs.org/
Licensed Radio Amateurs use a wide range of radio bands, each one with its particular strength in overcoming the barriers to radio communications. Amateur Radio operators can also use a wide range of communication modes, whether TV, data, voice, or Morse code to exchange messages.

Community Emergency Response Teams (CERT)
http://vcfd.org/CERT
Phone: (805) 987-1514
Ventura County Fire Department in coordination with FEMA (Federal Emergency Management Agency) have joined together to assist residents with disaster preparedness education and training. Following a major disaster, first responders who provide fire and medical services will not be able to meet the demand for service. The local population will have to rely on each other for help in order to meet their immediate life-saving and life sustaining needs. The Community Emergency Response Team is a program that focuses on that preparedness. CERT teams within each community are to be prepared, self-activated, independently organized and neighborhood oriented with support from cities and public safety agencies.

Disaster Assistance Response Team (DART) – Camarillo
https://www.cityofcamarillo.org/Police/DART.pdf
Disaster Assistance Response Team (DART) – Thousand Oaks
https://todart.org/
DART members are trained in: Basic Life Support, First Aid, CPR, Urban Search and Rescue, Incident Command System (ICS), Media Relations at the Incident, Traffic and Crowd Control, Fire Suppression, Scene Survey and Damage Assessment; and Mass Casualty Management and Triage.

Simi Valley Disaster Service Worker Team
www.simivalley.org/index.aspx?page=269
The Simi Valley Disaster Service Work Team's mission is to minimize the loss of life, suffering and damage to property following disasters by training and utilizing highly motivated community members in preparedness, response and recovery activities.

Emergency Volunteer Rescue Team (EVRT)
http://www.vcas.us/
Emergency Volunteer Rescue Team (EVRT) members assist Ventura County Department of Animal Services during times of disasters such as wildland fires, flooding, earthquakes or any emergency incident requiring the evacuation of livestock.



Medical Reserve Corps
http://www.vchca.org/ventura-county-medical-reserve-corps
Develop partnerships to educate, train and deploy citizen volunteers, including health care professionals (active and retired), in case of a large-scale local emergency.

National Weather Service
https://www.wrh.noaa.gov/lox/spotter/becomeaspotter.php
Anyone can become a Weather Spotter for the National Weather Service. All it takes is an hour or two of training. Our local spotter program leader conducts training sessions often throughout the area. You also now have the option of becoming certified through an online course.

United Way / Volunteer Ventura County
http://www.volunteerventuracounty.org/
Today's United Way focuses on addressing the underlying causes of community issues and why problems exist. United Way supports programs that are not just 'stop gap' measures, but ultimately preventative ones that create real and lasting change by improving peoples' lives. Social issues are not limited to any one particular city or to one kind of family, they are everywhere. That's why United Way works throughout Ventura County to help build stronger communities.



READY VENTURA COUNTY
ABOUT US

The Ventura County Sheriff's Office of Emergency Services in partnership with FEMA and the Ad Council localized the federal Ready campaign to assist Ventura County residents in preparing for, responding to and recovering from a local emergency or disaster within our community. Developed in 2011, Ready Ventura County aims to get the public involved and ultimately increase the level of basic preparedness throughout Ventura County. The Ready Ventura County message remains consistent with the national campaign: **Get a Kit. Make a Plan. Be Informed. Get Involved.**

For more information, please visit
www.readyventuracounty.org



For information during an emergency, please visit
www.vcemergency.com

VENTURA COUNTY SHERIFF
OES Office of Emergency Services

800 S. Victoria Ave. L#3450 | Ventura, CA 93009
(805) 654-2551 | www.venturasheriff.org

Appendix J

Wildfire Hazard Memorandum

Wildfire Hazard Memorandum

Ventura Ranch Farmworker Housing Community

OCTOBER 2025

Prepared for:

VENTURA RANCH PARTNERS LLC
P.O. Box 6045
Oxnard, California 93030
Contact: Lisa Woodburn, Sanbell

Prepared by:

DUDEK

3760 State St Suite 101
Santa Barbara, California 93105
Contact: Dana Link-Herrera

Table of Contents

SECTION **PAGE NO.**

Acronyms and Abbreviations iii

1 Introduction 1
- 1.1 Project Location 1
- 1.2 Project Description 1

2 Existing Conditions 3
- 2.1 Fire Hazard Severity Zone Designation 3
- 2.2 Vegetation and Land Cover 3
- 2.3 Climate, Weather and Wind Patterns 3
- 2.4 Topography 4
- 2.5 Fire History 4
- 2.6 Emergency Response and Fire Protection 5

3 Laws, Ordinances, Regulations, and Standards 7
- 3.1 Federal 7
- 3.2 State 9
- 3.3 Local 12

4 Technical Analysis Summary 15
- 4.1 Fire Protection Plan 15
  - 4.1.1 Results 15
  - 4.1.2 FPP Recommendations 19
- 4.2 Wildfire Evacuation Study 19
  - 4.2.1 Results 20
  - 4.2.2 WES Recommendations 20

5 Impacts Analysis 23
- 5.1 Thresholds of Significance 24
- 5.2 Impacts Analysis 25

6 References 31

TABLES

1 Fire Behavior Results for Existing Conditions 16
2 Fire Behavior Results for Post-Project Conditions 17
3 Fire Department Responding Stations Summary 18
4 Evacuation Modeling Scenarios and Evacuation Time Summary 20

FIGURES

2 Fire Hazard Severity Zones 33
4 Evacuation Routes 35
4 Wildfire Behavior Modeling Scenarios 37
5 Fuel Modification Zones 39

Acronyms and Abbreviations

Acronym/Abbreviation	Definition
AMSL	Above Mean Sea Level
APN	Assessor's Parcel Number
CAL FIRE	California Department of Forestry and Fire Protection
CBC	California Building Code
CFC	California Fire Code
CUP	Conditional Use Permit
FAHJ	Fire Authority Having Jurisdiction
FHSZ	Fire Hazard Severity Zone
FRAP	Fire and Resource Assessment Program
LACoFD	Los Angeles County Fire Department
GI	General Industrial
GPM	Gallons Per Minute
p	Light Industrial
LRA	Local Responsibility Area
MFD	Multi-Family Dwelling
MPH	Miles Per Hour
NFPA	National Fire Protection Association
NPS	National Park Service
Project	Simi Masson Ranch Project
RAWS	Remote Access Weather Station
SRA	State Responsibility Area
USDA	United States Department of Agriculture
VCFD	Ventura County Fire Department
VHFHSZ	Very High Fire Hazard Severity Zone

INTENTIONALLY LEFT BLANK

1 Introduction

This memorandum describes the potential wildfire impacts that may result from the construction and operation of the Ventura Ranch Farmworker Housing Project (Project). The information presented is based on a review of existing resources and applicable laws, regulations, guidelines, and standards, as well as the Fire Protection Plan (FPP) and the Wildfire Evacuation Study (WES) prepared for the Project. Publicly available sources were reviewed in the development of this memorandum, including, but not limited to, the CAL FIRE Fire and Resource Assessment Program (FRAP) database, the County of Ventura General Plan, Ventura County Municipal Code, and Ventura County Local Hazard Mitigation Plan, and the updated Ventura County Initial Study Assessment Guidelines (ISAGs). Section 1.1 describes the existing environment, including vegetation and fuels, climate, topography, fire hazard severity zone designation, fire history, and emergency response and fire protection. Section 2 provides an overview of the regulatory setting related to wildfire and presents laws, ordinances, regulations, and standards (LORS) applicable to wildfire. Section 3 identifies potential environmental impacts that may result from Project construction, operation, and maintenance, assessed based on the CEQA Appendix G thresholds and the Ventura County ISAGs. Section 4 provides references used to develop this memorandum.

1.1 Project Location

The project site is located at 4884 N Ventura Avenue in the unincorporated Ventura County, north of the city of Ventura. It is directly south of the Norway Tract, also known as the Valley Vista community. The proposed housing development will consist of three parcels of 6.11 acres, 4.81 acres and 8.66 acres. A 63.34-acre parcel will be created that will remain undeveloped open space and will be designated a Conservation Subdivision lot. That lot will be owned by a Conservation Entity.

The existing on-site land use of the proposed development is currently vacant agricultural land and a single family dwelling with some outbuildings. Surrounding land uses include a residential community to the north, agricultural open space to the east and south and Ventura Avenue, Ojai Freeway and vacant land to the west.

1.2 Project Description

The proposed Ventura Ranch Project is a comprehensive residential community exclusively for farmworkers and their families, located north of the city of Ventura. The community will consist of 328 apartments, along with community spaces such as two indoor community centers, a teen/adult recreational amenity (such as a basketball court), play fields, community garden, walking paths, and playgrounds, within an unincorporated area of the County of Ventura. This community will provide critical farmworker housing for Ventura County. In recent years, affordable, safe farmworker housing has been increasingly difficult to find in the county, hindering growth of the local agricultural industry and burdening local farmers and farmworkers.[1]

The project will be developed in three phases as detailed on the Conceptual Site Plan and Tentative Parcel Map. Phase One will consist of a total of 92 units, Phase Two will consist of 104 units and Phase Three will consist of 132 units. Each of the three phases will be owned by a separate limited partnership.

[1] Project Summary, Jensen Design & Survey, 2025

The project site is located at 4884 N Ventura Avenue in the unincorporated Ventura County, north of the city of Ventura. It is directly south of the Norway Tract, also known as the Valley Vista community. Two driveways will provide access in and out of the site onto Ventura Avenue. An emergency access only, gated road will connect the project to the Valley Vista community to the north through the extension of Floral Drive. This access will only be available in the event of an emergency.[2]

[2] Ibid

2 Existing Conditions

2.1 Fire Hazard Severity Zone Designation

CAL FIRE's Fire and Resource Assessment Program (FRAP) database includes map data documenting areas of significant fire hazards in the state. These maps categorize geographic areas of the state into different fire hazard severity zones (FHSZs). The FHSZ maps identify Moderate, High, and Very High FHSZs within State Responsibility Areas (SRA) and Local Responsibility Areas (LRA). CAL FIRE uses FHSZs to classify anticipated fire-related hazards. Fire hazard severity classifications take into account vegetation, topography, weather, crown fire production, and ember production and movement.

As shown in Figure 2, Fire Hazard Severity Zone Map, of the FPP, the Project site lies within an area considered a Very High Fire Hazard Severity Zone (VHFHSZ) within the LRA as designated by CAL FIRE and the Ventura County Fire Protection District (also referred to as Ventura County Fire Department (VCFD)) (CAL FIRE 2025). The VHFHSZ designation can be attributed to a variety of factors including highly flammable, dense, drought-adapted desert chaparral vegetation, annual grasslands, seasonal strong winds, and a Mediterranean climate that results in vegetation drying during the months most likely to experience Santa Ana winds.

2.2 Vegetation and Land Cover

Vegetation on site is comprised of ruderal forbs and cut stalks from past agricultural uses. There are no active agricultural practices currently taking place on site.

The vegetation characteristics described above are used to model fire behavior, discussed in Sections 3.2 and 3.3 of the FPP. Variations in vegetative cover type and species composition have a direct effect on fire behavior. Some plant communities and their associated plant species have increased flammability based on plant physiology (resin content), biological function (flowering, retention of dead plant material), physical structure (bark thickness, leaf size, branching patterns), and overall fuel loading. For example, non-native grass dominated plant communities become seasonally prone to ignition and produce lower intensity, higher spread rate fires. In comparison, California sagebrush scrub can produce higher heat intensity and higher flame lengths under strong, dry wind patterns, but does not typically ignite or spread as quickly as light, flashy grass fuels.

2.3 Climate, Weather and Wind Patterns

The project area has daily highs in the summer and early fall months (June–October) exceeding 73°F. Precipitation typically occurs between October and April with average rainfall of 14 inches, per year (Weather Spark 2025).

The project site, like much of Southern California, is influenced by prevailing wind patterns. Prevailing winds are winds that blow from a single direction over a specific area of the Earth. The prevailing wind pattern is from the west (on-shore), but the presence of the Pacific Ocean causes a diurnal wind pattern known as the land/sea breeze system. The highest wind velocities are associated with downslope, canyon, and Santa Ana winds. The project site is subject to seasonally strong winds, such as Santa Ana winds, which can result in periodic extreme fire weather conditions that occur throughout Ventura County.

The average hourly wind speed in Ventura experiences significant seasonal variation over the course of the year.

The windier part of the year lasts for 7.3 months, from October 25 to June 3, with average wind speeds of more than 6.1 miles per hour. The windiest month of the year in Ventura is December, with an average hourly wind speed of 7.6 miles per hour (Weather Spark 2025).

Typically, the highest fire danger is produced by the high-pressure systems that occur in the Great Basin, which result in the Santa Ana winds of Southern California. Sustained wind speeds during recent major fires in Ventura County reached up to 60 mph during extreme conditions, as was the case during the most recent wildfires in Ventura County, such as the Mountain Fire (VC Star 2024). The Santa Ana wind conditions are a reversal of the prevailing southwesterly winds that usually occur on a region-wide basis during late summer and early fall. Santa Ana winds are warm winds that flow from the higher desert elevations in the north through the mountain passes and canyons. As they converge through the canyons, their velocities increase. Consequently, peak velocities are highest at the mouths of canyons and dissipate as they spread across valley floors. Santa Ana winds generally coincide with the regional drought period and the period of highest fire danger.

2.4 Topography

Topography influences fire risk by affecting fire spread rates. Typically, steep terrain results in faster fire spread up slope and slower spread down slope. Terrain that forms a funneling effect—such as chimneys, chutes, or saddles—on the landscape can result in especially intense fire behavior, including faster spread and higher intensity. Conversely, flat terrain tends to have little effect on fire spread, resulting in fires that are driven by vegetation and wind.

Topography of the proposed project consists primarily of flat terrain with a slight gradient to the west. Elevations within the project site range from about 200 to 250 feet above mean sea level (AMSL). East of the project site (open space parcels) the topography includes steeper slopes ranging from 250 to 700 feet AMSL, which may serve to funnel or channel winds, thus increasing their velocity and potential for influencing wildfire behavior.

2.5 Fire History

Fire history data provides valuable information regarding fire spread, fire frequency, most vulnerable areas, and significant ignition sources, amongst others. In turn, this understanding of why fires occur in an area and how they typically spread can then be used for pre-planning and designing defensible communities.

CAL FIRE's Fire and Resource Assessment Program (FRAP) database summarizes fire perimeter data dating to the late 1800s, but which is incomplete due to the fact that it only includes fires over 10 acres in size and has incomplete perimeter data, especially for the first half of the 20th century (Syphard and Keeley 2016). However, the data does provide a summary of recorded fires and can be used to show whether large fires have occurred in the Project area, which indicates whether they may be possible in the future.

According to available data from the CAL FIRE FRAP database[3], 67 fires have burned in the vicinity of the project site since the beginning of the historical fire data record. Recorded wildfires within 5 miles range from one (1) acre to 281,791 acres (2017 Thomas Fire) and the average fire size is 6,672 acres (2,503 when not including the

[3] Based on polygon GIS data from CAL FIRE's FRAP, which includes data from CAL FIRE, USDA Forest Service Region 5, BLM, NPS, Contract Counties and other agencies. The data set is a comprehensive fire perimeter GIS layer for public and private lands throughout the state and covers fires 10 acres and greater between 1878–2023.

Thomas Fire). Only one fire has burned on the project site – the 2017 Thomas Fire – which burned about 0.02 acres in the southeast corner (CAL FIRE FRAP 2025). Fire history for the general vicinity of the project site is illustrated in the map in Appendix B (Project Vicinity Fire History Map) of the FPP.

Based on an analysis of the CAL FIRE FRAP fire history data set, specifically the years in which the fires burned, the average interval between wildfires in the area (includes areas up to roughly five miles from the Project site) was calculated to be 1.6 years with intervals ranging between zero and 14 years. Based on this analysis, it is expected that wildfire that could impact the Project may occur, if weather conditions coincide, roughly every two years with the realistic possibility of shorter or longer interval occurrences, as observed in the fire history records.

2.6 Emergency Response and Fire Protection

The VCFD jurisdiction covers approximately 848 square miles in size and has an estimated population of 840,000. VCFD responds to fires, medical emergencies, traffic accidents, land and water rescues, hazardous materials calls, environmental hazards, and a variety of public service requests. VCFD provides emergency and non-emergency services to all unincorporated areas in Ventura County along with the cities of Ojai, Port Hueneme, Moorpark, Camarillo, Santa Paula, Simi Valley, and Thousand Oaks. (VCFD 2025).

The VCFD currently operates 34 Fire Stations. The nearest fire stations to the project site are Stations 22 and 23, which are located approximately 5.0 and 8.7 miles from the project site, respectively. Primary response would be from Station 23, with Station 22 responding as necessary. Fire Station 23 houses five firefighters who staff Medic Engine 23, staffed by three personnel, and Rescue 23, staffed by two personnel. Fire Station 22 houses three firefighters who cross-staff Engine 22, Brush Engine 322, and Utility 22.[4] Mutual aid, automatic aid and other agreements with surrounding fire departments enable VCFD to provide the fastest and highest level of service.[5] Ventura City Fire Station 1 may be available to respond to the Project site as a mutual aid resource, and is located approximately 3.1 miles from the project site. This station houses three firefighters who staff a paramedic engine.[6]

4 Ventura County Fire Department. https://vcfd.org/fire-stations/
5 Ventura County Fire Department. https://vcfd.org/emergency-response/
6 Ventura City Fire Department. https://www.cityofventura.ca.gov/1654/Fire-Stations

INTENTIONALLY LEFT BLANKINTENTIONALLY LEFT BLANK

3 Laws, Ordinances, Regulations, and Standards

This section discusses federal, state, and regional environmental regulations, plans, and standards related to wildfire that may be applicable to the Proposed Project.

3.1 Federal

National Fire Protection Association (NFPA) Codes, Standards, Practices, and Guides

National Fire Protection Association (NFPA) codes, standards, recommended practices, and guides are developed through a consensus standards development process approved by the American National Standards Institute. This process brings together professionals representing varied viewpoints and interests to achieve consensus on fire and other safety issues. NFPA standards are recommended guidelines and nationally accepted good practices in fire protection, but are not laws or codes unless adopted as such or referenced as such by the California Fire Code or the local fire agency.

NFPA 10, Standard for Portable Fire Extinguishers (2018): A long-standing standard, which specifies the types, sizes, rating, and locations for portable fire extinguishers. It also provides information on how to calculate the number and size of portable fire extinguishers needed.

NFPA 11, Standard for Low-, Medium-, and High-Expansion Foam (2024): NFPA 11 is a longstanding standard, which provides recommendations for design and installation of firefighting foam systems and portable equipment. It also provides recommendations regarding calculating the amount of foam concentrate and solution needed on a flammable or combustible liquid fire.

NFPA 13, Standard for Installation of Sprinkler Systems (2022): NFPA 13 is the standard for design and installation of automatic fire sprinkler systems in a building. It provides the requirements for the type of system needed in a particular occupancy, water supply, sprinkler head flow and pressures, the locations of sprinkler heads, and installation of the system. This standard is referenced by the California Fire Code.

NFPA 22, Standard for Water Tanks for Private Fire Protection (2018): Provides recommendations for the design, construction, installation, and maintenance of tanks and accessory equipment that supply water for private fire protection.

NFPA 30, Flammable and Combustible Liquids Code (2021): This standard provides safeguards to reduce the hazards associated with the storage, use, and handling of flammable and combustible liquids. It provides detailed information regarding tank storage, spacing, dispensing of liquids, portable containers, and other related operations. NFPA 30 is referenced by the California Fire Code.

NFPA 70, National Electrical Code (2020): NFPA 70 is the standard for the design, installation, and inspection of electrical hazards. It includes recommendations for various types of occupancies and also provides recommendations and criteria for the location and installation of “explosion proof” electrical systems.

NFPA 72, National Fire Alarm and Signaling Code (2022): NFPA 72 is the standard for the design, installation, and operation of fire alarm systems in various occupancies. This standard is used by fire alarm system designers when designing and installing a system. It is utilized also by fire agencies when reviewing plans for new systems.

Federal Wildland Fire Management Policy

The Federal Wildland Fire Management Policy was developed in 1995, updated in 2001, and again in 2009 by the National Wildfire Coordinating Group, a federal multi-agency group that establishes consistent and coordinated fire management policy across multiple federal jurisdictions. An important component of the Federal Wildland Fire Management Policy is the acknowledgement of the essential role of fire in maintaining natural ecosystems. The Federal Wildland Fire Management Policy and its implementation are founded on the following guiding principles, found in the Guidance for Implementation of Federal Wildland Fire Management Policy (National Wildfire Coordinating Group 2009):

- Firefighter and public safety is the first priority in every fire management activity.
- The role of wildland fire as an essential ecological process and natural change agent will be incorporated into the planning process.
- Fire management plans, programs, and activities support land and resource management plans and their implementation.
- Sound risk management is a foundation for all fire management activities.
- Fire management programs and activities are economically viable, based upon values to be protected, costs, and land and resource management objectives.
- Fire management plans and activities are based upon the best available science.
- Fire management plans and activities incorporate public health and environmental quality considerations.
- Federal, state, tribal, local, interagency, and international coordination and cooperation are essential.
- Standardization of policies and procedures among federal agencies is an ongoing objective.

National Fire Plan

The National Fire Plan, officially titled Managing the Impacts of Wildfire on Communities and the Environment: A Report to the President In Response to the Wildfires of 2000, was a presidential directive in 2000 as a response to severe wildland fires that had burned throughout the United States. The National Fire Plan focuses on reducing fire impacts on rural communities and providing assurance for sufficient firefighting capacity in the future. The plan addresses five key points: Firefighting, Rehabilitation, Hazardous Fuels Reduction, Community Assistance, and Accountability. The plan continues to provide invaluable technical, financial, and resource guidance and support for wildland fire management across the United States. The U.S. Forest Service and the Department of the Interior are working to successfully implement the key points outlined in the plan (DOI/USDA 2000).

International Fire Code

Created by the International Code Council, the International Fire Code (IFC) addresses a wide array of conditions hazardous to life and property, including fire, explosions, and hazardous materials handling or usage (although not a federal regulation, but rather the product of the International Code Council). The IFC places an emphasis on prescriptive and performance-based approaches to fire prevention and fire protection systems. Updated every 3

years, the IFC uses a hazards classification system to determine the appropriate measures to be incorporated to protect life and property (often times these measures include construction standards and specialized equipment). The IFC uses a permit system (based on hazard classification) to ensure that required measures are instituted (International Code Council 2017).

International Wildland–Urban Interface Code

The International Wildland–Urban Interface Code is published by the International Code and is a model code addressing wildfire issues.

3.2 State

California Government Code

California Government Code Sections 51175 through 51189 provide guidance for classifying lands in California as fire hazard areas and requirements for management of property within those lands. CAL FIRE is responsible for classifying FHSZs based on statewide criteria, and makes the information available for public review. Further, local agencies must designate, by ordinance, Very High FHSZs within their jurisdiction based on the recommendations of CAL FIRE.

Section 51182 sets forth requirements for maintaining property within fire hazard areas, such as defensible space, vegetative fuels management, building materials and standards. Defensible space consisting of 100 feet of fuel modification on each side of a structure, but not beyond the property line unless findings conclude that the clearing is necessary to significantly reduce the risk of structure ignition in the event of a wildfire. Clearance on adjacent property shall only be conducted following written consent by the adjacent owner. Further, trees must be trimmed from within 10 feet of the outlet of a chimney or stovepipe, vegetation near buildings must be maintained, and roofs of structures must be cleared of vegetative materials. Exemptions may apply for buildings with an exterior constructed entirely of nonflammable materials.

California Code of Regulations

Title 14 Natural Resources

Title 14, Division 1.5, Chapter 7, Subchapter 3, Fire Hazard, also sets forth requirements for defensible space if the distances specified above cannot be met. For example, options that have similar practical effects include noncombustible block walls or fences, 5 feet of noncombustible material horizontally around the structure, installing hardscape landscaping or reducing exposed windows on the side of the structure with a less-than-30-foot setback, or additional structure hardening such as those required in the California Building Code (CBC), California Code of Regulations Title 24, Part 2, Chapter 7A.

Title 24 California Building Standards Code

California Building Code

Part 2 of Title 24 contains the California Building Code (CBC). Chapter 7A of the CBC regulates to building materials, systems, and/or assemblies used in the exterior design and construction of new buildings located within a wildland–urban interface fire area. The purpose of this Chapter is to establish minimum standards for the protection of life

and property by increasing the ability of a building located in any FHSZ within a State Responsibility Area or a wildland–urban interface fire area to resist the intrusion of flames or burning embers projected by a vegetation fire, and to contribute to a systematic reduction in conflagration losses. New buildings located in such areas must comply with the ignition-resistant construction standards outlined in CBC Chapter 7A.

The VHFHSZ designation on the Project site would require buildings to implement ignition-resistive construction and provide up to 200-feet of defensible space (treated, maintained vegetation) between structures and open space areas. Since the entire Proposed Project site is classified as VHFHSZ, the requirements of Chapter 7A of the 2019 California Building Code (CBC), or then current edition, would apply to all project buildings.

California Fire Code

Part 9 of Title 24 contains the California Fire Code (CFC), which incorporates by adoption the International Fire Code with necessary California amendments. The purpose of this code is to establish the minimum requirements to safeguard the public health, safety, and general welfare from the hazards of fire, explosion, or dangerous conditions in new and existing buildings, structures, and premises, and to provide safety and assistance to firefighters and emergency responders during emergency operations. Chapter 49 of the CFC contains minimum standards for development in the wildland–urban interface and fire hazard areas.

The CFC and Office of the State Fire Marshal provide regulations and guidance for local agencies in the development and enforcement of fire safety standards. The CFC is updated and published every 3 years by the California Building Standards Commission.

California Public Resources Code

California Public Resource Code Section 4290 requires minimum fire safety standards related to defensible space that are applicable to residential, commercial and industrial building construction in State Responsibility Area lands and lands classified and designated as Very High FHSZs. These regulations include road standards for fire apparatus access, standards for signs identifying roads and buildings, fuel breaks and green belts, and minimum water supply requirements. It should be noted that these regulations do not supersede local regulations which equal or exceed minimum regulations required by the state.

Public Resource Code Section 4291 requires a reduction of fire hazards around buildings located adjacent to a mountainous area, forest-covered lands, brush-covered lands, grass-covered lands or land that is covered in flammable material. It is required to maintain a minimum 100 feet of vegetation management around all buildings and is the primary mechanism for conducting fire prevention activities on private property within CAL FIRE jurisdiction. Further, PRC 4291 requires the removal of dead or dying vegetative materials from the roof of a structure, and trees and shrubs must be trimmed from within 10 feet of the outlet of a chimney or stovepipe. Exemptions may apply for buildings with an exterior constructed entirely of nonflammable materials.

California Department of Forestry and Fire Protection (CAL FIRE)

CAL FIRE is tasked with reducing wildfire-related impacts and enhancing California's resources. CAL FIRE responds to all types of emergencies including wildland fires and residential/commercial structure fires. In addition, CAL FIRE is responsible for the protection of approximately 31 million acres of private land within the state and, at the local level, is responsible for inspecting defensible space around private residences. CAL FIRE is responsible for enforcing State of California fire safety codes included in the CCR and California Public Resources Codes. Public Resources

Code 4291 states generally that any person operating any structure located on brush-covered lands or land covered with flammable material is required to maintain defensible space around the structure. CCR Title 14 Section 1254 identifies minimum clearance requirements required around utility poles. In SRAs within the jurisdiction of CAL FIRE, the Fire Safety Inspection Program is an important tool for community outreach and enforcement of state fire codes.

CAL FIRE also inspects utility facilities and makes recommendations regarding improvements in facility design and infrastructure. Joint inspections of facilities by CAL FIRE and the utility owner are recommended by CAL FIRE so that each entity may assess the current state of the facility and the successfully implement fire prevention techniques and policies. Violations of state fire codes discovered during inspections are required to be brought into compliance with the established codes. If a CAL FIRE investigation reveals that a wildfire occurred as a result of a violation of a law or negligence, the responsible party could face criminal and/or misdemeanor charges. In cases where a violation of a law or negligence has occurred, CAL FIRE has established the Civil Cost Recovery Program, which requires parties liable for wildfires to pay for wildfire-related damages.

Fire Hazard Severity Zone Mapping

As previously discussed, CAL FIRE's FRAP database provides data documenting areas of significant fire hazards throughout the state, based on fuel loading, slope, fire history, weather, and other relevant factors as directed by Public Resources Code Sections 4201–4204 and Government Code Sections 51175–51189. FHSZs are ranked from Moderate to Very High, and are categorized for fire protection within a Federal Responsibility Area, State Responsibility Area, or Local Responsibility Area under the jurisdiction of a federal agency, CAL FIRE, or local agency, respectively. As noted above and depicted in Figure 2, Fire Hazard Severity Zone Map, of the FPP, the project site and surrounding area is located within a Very High FHSZ.

California Strategic Fire Plan

The 2018 Strategic Fire Plan for California reflects CAL FIRE's focus on (1) fire prevention and suppression activities to protect lives, property, and ecosystem services, and (2) natural resource management to maintain the state's forests as a resilient carbon sink to meet California's climate change goals and to serve as important habitat for adaptation and mitigation. The Strategic Fire Plan for California provides a vision for a natural environment that is more fire resilient; buildings and infrastructure that are more fire resistant; and a society that is more aware of and responsive to the benefits and threats of wildland fire; all achieved through local, state, federal, tribal, and private partnerships (CAL FIRE 2018). Plan goals include the following:

1. Identify and evaluate wildland fire hazards and recognize life, property and natural resource assets at risk, including watershed, habitat, social and other values of functioning ecosystems. Facilitate the collaborative development and sharing of all analyses and data collection across all ownerships for consistency in type and kind.
2. Promote and support local land use planning processes as they relate to: (a) protection of life, property, and natural resources from risks associated with wildland fire, and (b) individual landowner objectives and responsibilities.
3. Support and participate in the collaborative development and implementation of local, county and regional plans that address fire protection and landowner objectives.
4. Increase fire prevention awareness, knowledge and actions implemented by individuals and communities to reduce human loss, property damage and impacts to natural resources from wildland fires.
5. Integrate fire and fuels management practices with landowner/land manager priorities across jurisdictions.

6. Determine the level of resources necessary to effectively identify, plan and implement fire prevention using adaptive management strategies.
7. Determine the level of fire suppression resources necessary to protect the values and assets at risk identified during planning processes.
8. Implement post-fire assessments and programs for the protection of life, property, and natural resource recovery.

Mutual Aid Agreements

The California Disaster and Civil Defense Master Mutual Aid Agreement, as provided by the California Emergency Services Act, provides statewide mutual aid between and among local jurisdictions and the state. The statewide mutual aid system exists to ensure that adequate resources, facilities, and other supports are provided to jurisdictions whenever resources prove to be inadequate for a given situation. Each jurisdiction controls its own personnel and facilities but can give and receive help whenever needed. The VCFD participates in these mutual aid, automatic aid and other agreements with surrounding fire departments. In some instances the closest available resource may come from another fire department.

3.3 Local

The proposed project would be subject to state and federal agency planning documents described above, as well as the regional or local planning documents as summarized below.

Ventura County 2040 General Plan

Hazards and Safety Element

The Ventura County 2040 General Plan was adopted by the Ventura County Board of Supervisors in 2020, along with the Program Environmental Impact Report (PEIR) for the Ventura County 2040 General Plan. Chapter 7 of the General Plan is the Hazards and Safety Element, which addresses wildfire as one of the hazards faced by the County. This section focuses on protecting against and preparing for potential wildfire hazards as well as restoration efforts for previously burned areas. The following goals and policies from the Ventura County 2040 General Plan Hazards and Safety Element that apply to wildfire hazards and may be applicable the project are as follows.

Goals

HAZ-1: To improve the resilience of the County to wildfire risk by locating, designing, and constructing development in a manner that minimizes the risk, and by providing effective fire prevention, suppression, and rescue services and facilities.

Policies

HAZ-1.1: Fire Prevention Design and Practices. The County shall continue to require development to incorporate design measures that enhance fire protection in areas of high fire risk. This shall include but is not limited to incorporation of fire-resistant structural design, use of fire-resistant landscaping, and fuel modification around the perimeter of structures.

HAZ-1.2: Defensible Space Clear Zones. The County shall require adherence to defensible space standards, or vegetation "clear zones," for all existing and new structures in areas that are designated as Hazardous Fire Areas by the Ventura County Fire Protection District and High Fire Hazard Severity Zones by the California Department of Forestry and Fire Protection.

HAZ-1.4: Development in High Fire Hazard Severity Zones and Hazardous Fire Areas. The County shall require the recordation of a Notice of Fire Hazard with the County Recorder for all new discretionary entitlements (including subdivisions and land use permits) within areas designated as Hazardous Fire Areas by the Ventura County Fire Department or High Fire Hazard Severity Zones by the California Department of Forestry and Fire Protection (CAL FIRE).

HAZ-1.5: Discouragement of Home-Building in Very High Fire Severity Zones. The County should discourage the building of homes in Very High Fire Severity Zones.

HAZ-1.6: Wildfire Risk Education. The County shall continue to develop and distribute educational materials and conduct educational outreach activities informing the public about wildfire risk and protection strategies.

Goals

HAZ-12: To provide for the safe and efficient evacuation of residents in times of need.

Policies

HAZ-12.1: Access Points for New Subdivisions. The County shall require new residential subdivisions to provide not less than two means of access for emergency vehicles and resident evacuation. A deviation from this policy is only allowed if a single proposed access road conforms to the County Road Standards, Ventura County Fire Department Access Standards, and when the County Fire Chief approves the proposed deviation.

Ventura County Municipal Code

2022 Ventura County Building Code: 2022 California Building Code as adopted with amendments.

2022 Ventura County Fire Code: 2022 California Fire Code as adopted with amendments.

Ventura County Fire Department Guidelines: guidelines regarding fuel modification zones, defensible space, landscaping, fire protection plans, and other related topics (410, 412, 416, 418, 420, 423, 424, 515).

Ventura County Multi-Jurisdictional Local Hazard Mitigation Plan

The purpose of the County's Multi-Jurisdictional Hazard Mitigation Plan (Ventura County 2022) is to identify the County's hazards, review and assess past disaster occurrences, estimate the probability of future occurrences, and set goals to mitigate potential risks to reduce or eliminate long-term risk to people and property from natural and human-made hazards.

Ventura County Emergency Operations Plan

The 2021 Ventura County Operational Area (OA) Emergency Operations Plan (EOP) describes a comprehensive emergency management system that provides for a planned response to disaster situations associated with natural disasters, technological incidents, terrorism, and nuclear-related incidents. This plan delineates operational concepts relating to various emergency situations, identify components of the Emergency Management Organization, and describes the overall responsibilities for protecting life and property and providing for the overall well-being of the population. The plan also identifies the sources of outside support that might be provided (through mutual aid and specific statutory authorities) by other jurisdictions, state and federal agencies, and the private sector.

County of Ventura All Hazards Evacuation Plan

The 2024 All Hazards Evacuation Plan details the County of Ventura's responsibilities for the management of an evacuation response. This plan was created as an annex to the Ventura County Operational Area EOP. This plan can be used in conjunction with the EOP and other annexes and plans designed for the protection of the population. Responsibilities, tasks, and pertinent activities pertaining to a large-scale evacuation within the County are defined. The plan is consistent with SEMS and the Incident Command System, while also integrating local plans, ordinances, and laws.

4 Technical Analysis Summary

4.1 Fire Protection Plan

A Fire Protection Plan (FPP) (Dudek 2025) has been prepared for the proposed Project. The FPP assesses the potential wildland fire hazards and identifies the measures necessary to reduce wildfire risks. Additionally, the FPP memorializes the fire safety requirements of the Fire Authority Having Jurisdiction (FAHJ), namely the Ventura County Fire Department (VCFD). Requirements are based on site-specific characteristics, applicable code requirements, and incorporate input from the proposed Project's applicant, project planners, engineers, and architects, as well as VCFD.

The FPP considers the property location, topography, surrounding combustible vegetation (fuel types), climatic conditions, and fire history. The plan addresses water supply, access, structural ignitability and fire resistive building features, fire protection systems and equipment, impacts to existing emergency services, defensible space, and vegetation management.

The FPP included a field site assessment, a review of the project site characteristics and fire environment, an analysis of anticipated fire behavior using BehavePlus modeling program (Andrews, Bevins, and Seli 2008), an assessment of emergency response capabilities, and a review of fire safety requirements and Project compliance. The results of these analyses are summarized below. Refer to the FPP for full details.

4.1.1 Results

Anticipated Fire Behavior

Dudek utilized BehavePlus modeling program (Andrews, Bevins, and Seli 2008) to analyze potential fire behavior on and adjacent to the Project site, with assumptions made for the pre- and post-Project slope and fuel conditions. The analysis evaluates fire behavior variables to objectively predict flame lengths, intensities, and spread rates for five modeling scenarios. These fire scenarios incorporated observed fuel types representing the dominant on-site and off-site vegetation on adjacent land to the east, south and west, in addition to slope gradients, and wind and fuel moisture values for both the 50th percentile weather (summer, on-shore winds) and the 97th percentile weather (fall, off-shore winds). Modeling scenario locations were selected to better understand different fire behavior that may be experienced on or adjacent to the Project site. Locations of modeling run (fire scenarios) is presented graphically in Figure 4, Wildfire Behavior Modeling Scenarios, of the FPP. The results of fire behavior modeling analysis for existing and post-Project conditions are presented in Tables 1 and 2, respectively.

Existing Condition

As presented in Table 1, a worst-case fire (Scenario 1) under gusty Santa Ana winds and low fuel moistures is expected to be fast moving modeled at advancing 4.7 mph from east to west. Flame length values were modeled at 20 feet in untreated native grass on lands adjacent to the property. Ember spotting is projected to occur up to 1.2 miles from the flaming front.

Table 1. Fire Behavior Results for Existing Conditions

Fire Scenarios	Spread Rate (mph)	Fireline Intensity (BTU/ft/sec)	Flame Length (ft)	Spotting Distance[1] (mi)
Scenario 1: 30% slope, 40 mph wind from NE				
Fuel Model GR4 – grassland	4.7	3840	20.0	1.2
Fuel Model GR1 – treated grassland	0.3	37	2.4	0.3
Scenario 2: 30% slope, 40 mph wind from NE				
Fuel Model GS2 – coastal sage shrub	2.3	1899	14.5	1.0
Fuel Model FM8 – avocado orchard	0.1	46	2.6	0.3
Scenario 3: 30% slopes, 40 mph wind from NE				
Fuel Model SH2 – coastal sage scrub/chaparral	0.8	1728	13.9	0.9
Fuel Model FM8 – avocado orchard	0.1	46	2.6	0.3
Scenario 4: 5% slope, 20 mph wind from S				
Fuel Model GR2 – fallow agricultural field	0.9	360	6.8	0.3
Fuel Model GR1 – harvested agricultural field	0.3	37	2.4	0.2
Scenario 5: 10% slope, 20 mph wind from SW				
Fuel Model NB1 – paved street	0	0	0	0
Fuel Model GR4 – grassland	1.8	1450	12.8	0.5
Fuel Model TL6 – eucalyptus windrow	0.2	189	5.0	0.3

Note:
[1] Spotting distance from a wind driven surface fire.

Post-Project Condition

As presented in Table 2, Fire Behavior Results for Post-Project Conditions, Dudek conducted modeling of the Project site for post-development fuel conditions. The fuel modification area includes paved roadways, parking lots and irrigated landscaping throughout the proposed Project. Wildfire conditions improve under all scenarios when fuel modification zones are created and maintained. Scenario 2, the worst-case scenario under post-Project conditions, would result in a wildfire advancing 1.6 mph with 9.4-foot flame lengths in maintained shrubs with ember spotting to a distance of 0.7 miles from the front of the fire.

The fuel modification areas within the Project site experienced a significant reduction in flame length and wildfire intensity. Post-Project fuel modification results in flame lengths that are less than half of the existing conditions for Scenarios 1, 2, and 3 where the wildfire is approaching from the north and east. Post-Project ember spotting for Scenarios 1, 2, and 3 has been reduced by half as compared to existing conditions. Anticipated fire behavior is significantly improved with Post-Project fuel modification for a Scenario 4 wildfire approaching from the southwest. Flame lengths are reduced to less than one-third of those produced by existing conditions while ember spotting is reduced by half.

Table 2. Fire Behavior Results for Post-Project Conditions

Scenario	Spread Rate (mph)	Fireline Intensity (BTU/ft/sec)	Flame Length (ft)	Spotting Distance[1] (mi)
Scenario 1: 30% slope, 40 mph wind from NE				
Fuel Model GR1 – maintained grassland for fuel modification	0.3	37	2.4	0.3
Scenario 2: 30% slope, 40 mph wind from NE				
Fuel Model GS1 – maintained shrubs for fuel modification	1.6	745	9.4	0.7
Fuel Model 8 – avocado	0.1	46	2.6	0.3
Scenario 3: 30% slope, 40 mph winds from NE				
Fuel Model SH1 – maintained shrubs for fuel modification	1.0	569	8.3	0.6
Fuel Model NB1 – paved roadway	0	0	0	0
Fuel Model 8 – Irrigated land-scaping	0.1	46	2.6	0.3
Scenario 4: 5% slope, 20 mph wind from S				
Fuel Model NB1 – paved roadway	0	0	0	0
Fuel Model 8 – Irrigated land-scaping	0.1	26	2.0	0.2
Scenario 5: 5% slope, 20 mph wind from SW				
Fuel Model NB1 – paved roadway	0	0	0	0
Fuel Model GR4 – grassland	1.8	1450	12.8	0.5
Fuel Model 8 – Irrigated land-scaping	0.1	26	2.0	0.2

Note:
[1] Spotting distance from a wind driven surface fire.

Fire Safety Requirements

The FPP demonstrates that the proposed Project would comply with all applicable portions of the Ventura County Building and Fire Codes, as amended and in effect at the time of the report's preparation. The proposed Project also complies with the California Code of Regulations Titles 14 and 24, Chapter 7A of the 2022 California Building Code (CBC) (or then current edition). The proposed Project would also be subject to the provisions of section 4291 of the Public Resources Code regarding brush clearance standards around structures and the related Ventura County Fire Department Guidelines. The FPP details these requirements and fire protection features.

Emergency Response

The project is within the jurisdiction of VCFD. The VCFD currently operates 34 Fire Stations, two of which are analyzed in the FPP due to their proximity to the Proposed Project site and could respond to an incident at the Project site (Stations 22 and 23). Primary response would be from Station 23, with Station 22 responding as necessary. Mutual aid, automatic aid and other agreements with surrounding fire departments enable VCFD to provide the

fastest and highest level of service.[7] Ventura City Fire Station 1 may be available to respond to the Project site as a mutual aid resource.

Table 3 (Fire Department Responding Stations Summary) presents a summary of the location, fire apparatus equipment, staffing levels, maximum travel distance, and estimated travel time for the stations that may respond to a fire or medical emergency at the Project site.

Based on the Proposed Project site location in relation to existing VCFD stations, travel time to the site for the first responding engine from Station 23 is approximately 9.2 minutes to the main project entrance. Travel to the furthest occupied point of the development may require an additional 30-60 seconds to navigate the quarter-mile distance that includes two roundabouts. A secondary response from Station 22 would arrive in just over 15 minutes. Ventura City Station 1 would arrive in just under 6 minutes.

The VCFD has a response time goal of 8.5 minutes for Suburban areas 90% of the time and 12 minutes for Rural areas 90% of the time.[8] The Project is located in a rural area. With an anticipated travel time of 9.2 minutes for the nearest VCFD fire engine and 2.48 minutes for call processing and turnout time, the total expected response time to the Project is 11.68 minutes, which is within the VCFD response time goal for a facility in a rural location.

Table 3. Fire Department Responding Stations Summary

Station	Location	Equipment	Staffing	Maximum Travel Distance	Travel Time**
Station 23	15 Kunkle St., Oak View, California	▪ (1) Paramedic Engine Co. ▪ (1) Rescue	On-Duty: 5	5.0 mi.*	9.2 minutes*
Station 22	466 S. La Luna Ave., Ojai, California	▪ (1) Engine Co. ▪ (1) Brush Engine ▪ (1) Utility	On-Duty: 3	8.7 mi.*	15.4 minutes*
Ventura City Station 1	717 N. Ventura Ave. Ventura, California 93001	▪ (1) Paramedic Engine Co.	On duty: 3	3.1 mi.*	5.9 minutes*

Notes:
* Distance measured to entrance of the proposed VRFH Project site at 4884 N. Ventura Ave.
** Assumes travel to the project entrance, and application of the ISO formula, T=0.65+1.7(Distance), a 35 mph travel speed, and does not include turnout time.

Demand for Service

The Project is estimated to generate 49 calls for service to the VCFD per year at build out and full occupancy, which is a 0.1% increase in call volume when compared to the total calls for service in 2023. Most of the calls for service are expected to be medical-related calls, consistent with typical emergency call statistics.

Service level requirements are not expected to be significantly impacted by the Project. VCFD's busiest stations, which do not have additional responses from a Battalion Chief, average 12.5 calls per day. Station 23 averaged

7 Ventura County Fire Department. https://vcfd.org/emergency-response/
8 Ventura County Fire Department. Public records request response, May 19, 2025.

nearly 3 calls per day and Station 22 averaged nearly 4 calls per day.[9] An additional 49 calls for service per year equates to nearly 1 call per week. It is anticipated that most of the calls for service from the Project area will be handled by Medic Engine 23 and Rescue 23 responding from Station 23. The Project will not significantly increase the average daily call volume for Station 23.

4.1.2 FPP Recommendations

The fire protection measures are evaluated to provide at least equivalent protection based on the experience of the preparers of this report.

1. Construct all buildings in accordance with CBC Chapter 7A building code requirements.
2. Maintain two ingress/egress points on North Ventura Avenue and an emergency vehicle access (EVA) connection to Floral Drive in the Norway Tract / Valley Vista community to the north.
3. Install Fuel Modification Zones (FMZs) consisting of Zone 0, Zone 1, and Zone 2 fuel modification and vegetation management around the buildings and in the common areas of the Project (see Fuel Modification Plan).
4. Conduct FMZ inspections annually, performed by VCFD, the property manager, or a mutually agreed upon 3rd party to their satisfaction. This measure will ensure that the FMZs are functioning as intended.
5. Prepare a Construction Site Safety Plan and Fire Department Site Access Plan for each phase of development.
6. The Project developer, or successor owner, will retain ownership of the property as a rental community, with complete control and responsibility for all maintenance.

4.2 Wildfire Evacuation Study

A Wildfire Evacuation Study (WES) was prepared for the project based on guidance from and is consistent with Ventura County Operational Area (OA) EOP (2021), the Ventura County All Hazards Evacuation Plan (2024), and the City's Emergency Operations Plan (EOP) (2021). The WES summarizes the applicable regulations, standards, and planning tools related to evacuation, the local and regional evacuation planning procedures and operations, and discusses the anticipated types of evacuations at the Project site, evacuation procedures, the evacuation road network, and the potential for evacuation-related impacts.

The WES includes an evacuation model analysis performed by Dudek Traffic Engineers for the Project to determine how long it would take for occupants of the Project and the other land uses in the study area (see Figure 4, Evacuation Areas and Evacuation Routes, in the WES) to evacuate to nearby urban areas and/or freeways in case of a fire emergency. This analysis was performed in accordance with the requirements of the County OA EOP – Annex, All Hazards Evacuation Plan (September 2024) for the calculation of evacuation times. The evacuation modeling analysis used the traffic simulation software PTV Vissim. Three evacuation scenarios were modeled: Scenario 1 – Existing Conditions, Scenario 2 – Ventura Rant Farmworker Housing (Project) Only, and Scenario 3 – Existing plus Project Conditions. All scenarios assume a mass evacuation event in which all vehicles leave the study simultaneously. Background traffic is not considered in this analysis, populations outside of the study area are not assumed

[9] Ventura County Fire Department. Total Responses per VCFD Station, 2023-2024.

to be included in the same evacuation order as the proposed project and would not be assumed to add vehicles to the roadway network during the evacuation event.

The evacuation routes used in the analysis are shown in Figure 4 of the WES. The major transportation corridor within the study area is SR-33. Ventura Avenue and Crooked Palm Road will serve as the primary evacuation routes out of the study area. The main Project driveways to Ventura Avenue will serve as the primary evacuation routes for the Project's residential land uses. Ventura Avenue provides access to Canada Larga Road and Shell Road West which allows entry to SR-33.

4.2.1 Results

Table 4, Evacuation Modeling Scenarios and Evacuation Time Summary, summarizes the evacuation time for each analysis scenario. The evacuation time does not depict the evacuation time for each individual person within an evacuation area, but rather the total amount of time needed to evacuate all populations modeled from an area. Populations located in closer proximity to the IC designated safe zone will safely evacuate sooner than the total calculated evacuation time identified in Table 3. Detailed evacuation travel time analysis information is provided in Appendix A, Evacuation Modeling Technical Memorandum.

As shown below, in Table 4, the following is a summary of the evacuation time for each scenario:

- Scenario 1: It would take approximately 43 minutes to evacuate the existing land uses.
- Scenario 2: It would take approximately 37 minutes to evacuate the proposed Project.
- Scenario 3: It would take approximately 58 minutes to evacuate the existing land uses and cumulative projects.

Table 4. Evacuation Modeling Scenarios and Evacuation Time Summary

Scenario	Total Evacuation Vehicles			Evacuation Time (Minutes) by Area		Maximum Evacuation Time by Scenario (H:MM)	Average Evacuation Time by Scenario (H:MM)
	Existing Areas	Ventura Ranch Farmworker Housing Project Area	Total	Existing Areas	Ventura Ranch Farm-worker Housing Project Area		
1: Existing 2025	1,095	0	1,095	43.91	0.00	0:43	0:40
2: Project Only	0	565	565	0.00	37.98	0:37	0:37
3: Existing plus Project	1,095	565	1,660	53.53	58.55	0:58	0:53

Notes: 00.00 = Maximum evacuation time for each scenario (time for last vehicle to leave the network and enter a safe area)

4.2.2 WES Recommendations

The WES recommends a proactive approach to evacuation outreach and education, including the "Ready, Set, Go!" program. Ventura Ranch Farmworker Housing Project can identify a Fire Safety Coordinator that is responsible for:

1. Overseeing implementation of this WES and overall fire coordination with VCFD and VCSO.

2. Implementing a proactive facility wildfire education program utilizing a multi-pronged approach to fire safety following the "**Ready, Set, Go!**" approach to wildfire evacuation, to include, but not limited to:
    a. Annual wildfire and evacuation safety awareness meeting in coordination with local fire agencies.
    b. Annual reminder notices will be provided to each employee encouraging them to review this WES and be familiar with evacuation protocols.
    c. The Project website will host a webpage dedicated to wildfire and evacuation education and awareness, which should include a copy of this Wildfire Evacuation Study and the resources provided herein.
3. Coordinating an annual fire evacuation drill/ fire exercise to ensure proper safety measures have been implemented, facility awareness and preparation of a facility-wide **Ready, Set, Go!**" plan.
4. Organizing an employee training and awareness through various practices:
    a. New hire fire awareness and evacuation training
    b. Ongoing staff training
    c. Facility sweeps by trained staff
    d. Strategically placed fire safety and evacuation/sheltering protocol information, as determined by the Fire Safety Coordinator.

While the practices above for would support an informed populace and would further improve safety and reduce and/or avoid problems during an evacuation, the evacuation modeling herein is not predicated on implementation of those practices. Therefore, as previously demonstrated, the Project would not expose people or structures to a significant risk of loss, injury or death involving wildland fires or substantially impair implementation of or physically interfere with an adopted emergency evacuation plan or emergency response plan.

INTENTIONALLY LEFT BLANK

5 Impacts Analysis

The Project is being considered for a CEQA exemption under Section 15183 for consistency with the Ventura County 2040 General Plan (County of Ventura 2020a). Therefore, the following impacts analysis assesses whether the project would result in new or more significant impacts related to wildfire than were previously analyzed in the previously certified Program EIR for the Ventura County General Plan (PEIR) (County of Ventura 2020b). The following analysis assesses whether the Project would have Project-specific effects that were not analyzed in the prior PEIR, or that cannot be mitigated by existing policies.

The previously approved PEIR analyzes wildfire impacts in Section 4.9 Hazards, Hazardous Materials, and Wildfire with the following threshold:

- Impact 4.9-6: Expose People to Risk of Wildfire by Locating Development in a High Fire Hazard Area/Fire Hazard Severity Zone or Substantially Impairing an Adopted Emergency Response Plan or Evacuation Plan or Exacerbate Wildfire Risk

The PEIR finds that implementation of the 2040 General Plan would expose people or structures to a significant risk of loss, injury, or death involving wildland fires, and exacerbate wildfire risk, because it would accommodate future development in or adjacent to high and very high FHSZs or Hazardous Fire Areas, and wildfire impacts would be **significant and unavoidable** with the following rationale (County of Ventura 2020b):

> The County has adopted the MHMP, which identifies mitigation strategies to minimize fire hazard risks, has adopted the EOP that provides guidance for handling large-scale emergencies, discourages development in fire hazard areas, and requires development to implement a variety of best management practices and design standards to ensure development is fire resistant. Nevertheless, future development would be allowed to occur at the urban-wildland interface, to increase access, human activity, and infrastructure in undeveloped areas of the county occurs and could result in the exacerbation of the potential for wildfires to occur. While Policy HAZ-12.2 requires periodic updates of emergency plans, there may be a gap between new development and plan update. Because implementation of the 2040 General Plan could result in development that exacerbates the potential for wildfires to occur and the resulting adverse environmental effects that are associated with these events, this impact would be **potentially significant**.

Mitigation Measures

The County has adopted and implemented programs to minimize wildfire risks including the MHMP. In addition, the Ventura County CWPP reduces hazardous fuels throughout the County and provide measures to reduce structural ignitability in at-risk communities. The Fire Hazard Reduction Program requires mandatory 100-feet of brush clearance around structures located in or adjacent to Hazardous Fire Areas. Many communities also have adopted their own emergency response plans. The 2040 General Plan includes a suite of policies and implementation programs that address a full spectrum of wildfire prevention standards for new development including vegetation management, fire suppression equipment, discouraging development in fire hazard areas, and education programs to prevent wildfires. Finally, existing federal and State building code standards, including the recently-adopted 2019 fire code, would require future development to be designed to minimize

fire risk. Because the effects of a wildfire are not limited to development within high FHSZs but can easily spread to adjacent communities, any development in or adjacent to a designated FHSZs or near wildland areas is at risk for wildfire. While compliance with federal, State, and local requirements would limit risk, this risk cannot be completely eliminated. No other additional policies or programs are available that could eliminate the potential for wildfires or their environmental effects to occur because the only way to fully mitigate additional exposure of people to wildfire or exacerbation of wildfire risk is to prohibit all development in or near any areas that are at risk for wildfire. Based on the topography and vegetation characteristics of the county, very few if any such areas exist. Further, many existing developed areas already pose a wildfire risk because of their proximity to wildland areas. The County has undertaken a substantial effort to implement policies and implementation programs that would protect people and structures from the risk of wildfires while at the same time promoting the economic growth of the County. No additional feasible policies or implementation programs are available to reduce the risk of wildfire exposure, exacerbation, or resulting adverse environmental effects to less than significant.

Significance after Mitigation

This impact would be significant and unavoidable.

Although the PEIR finds that wildfire impacts would be significant and unavoidable, it is important to distinguish that this analysis was conducted at a programmatic scale, and project-specific fire safety features and design features that could reduce potential impacts were not available at the time of preparation of the PEIR. A project-level analysis allows for review of these project-specific features that may aid in reducing potential impacts, as further discussed in the analysis that follows.

5.1 Thresholds of Significance

The significance criteria used to evaluate the proposed project's impacts related to wildfire are based on Ventura County's draft updated Initial Study Assessment Guidelines (ISAGs) (Ventura County 2025). The initial draft of the updated ISAGs was first released for public review from April 24 – May 24, 2025. Revisions were made in response to the public comments received on the initial draft and additional reviews conducted by County staff. The revised draft is dated July 2025 and it includes markups to identify changes from the April 2025 draft. According to updated ISAGs, projects should be evaluated using the following thresholds of significance:

WIL-1 If located in or adjacent to an HFA, a project may have a significant impact if it would exacerbate wildfire risks due to slope, prevailing winds, and other factors, and thereby expose project occupants to pollutant concentrations from a wildfire or the uncontrolled spread of a wildfire.

WIL-2 If located in or adjacent to an HFA, a project may have a significant impact if it would expose people or structures to a significant risk of loss, injury, or death involving wildfire, including downslope or downstream flooding or landslides as a result of runoff, post-fire slope instability, or drainage changes.

WIL-3 If located in or adjacent to an HFA, a project may have a significant impact if it would require the installation or maintenance of infrastructure to accommodate the project (such as roads, fuel breaks, emergency water sources, power lines, or other utilities) that may exacerbate fire risk or that may result in substantial temporary or ongoing impacts to the environment.

WIL-4 If located in or adjacent to an HFA, a project may have a significant impact if it would substantially impair or obstruct implementation of the Ventura County Emergency Operations Plan.

WIL-5 If located in or adjacent to an HFA, a project may have a significant impact if it would substantially impair or obstruct primary or alternative evacuation routes.

For purposes of the Ventura County Fire Code, areas classified as a HFA are designated as a Wildland urban interface area. A wildland-urban interface (WUI) is defined in the Ventura County Fire Code, as may be amended, which states: a geographical area identified by the state as a FHSZ in accordance with the Public Resources Code Sections 4201 through 4204 and Government Code Sections 51175 through 51189, or other areas designated by the Ventura County Fire Protection District to be at a significant risk from wildfires, including HFAs (County of Ventura 2025). As discussed in section 2.1, the project site is located in an area designated as a Very High FHSZ. As such, the project site is also designated as a HFA and WUI area.

5.2 Impacts Analysis

Impact WIL-1 If located in or adjacent to an HFA, a project may have a significant impact if it would exacerbate wildfire risks due to slope, prevailing winds, and other factors, and thereby expose project occupants to pollutant concentrations from a wildfire or the uncontrolled spread of a wildfire.

The project proposes to develop a residential community consisting of 328 one-, two- and three-bedroom apartments and community amenities. The project will be developed in three phases as detailed on the Conceptual Site Plan and Tentative Parcel Map. Phase One will consist of a total of 92 units, Phase Two will consist of 104 units, and Phase Three will consist of 132 units. Development of the Project would introduce new populations, habitable structures, human activity, roads, and associated infrastructure into a LRA Very High FHSZ. Slopes on the project site are relatively flat, however adjacent open space to the east includes steeper slopes which may serve to funnel or channel winds, thus increasing their velocity and potential for influencing wildfire behavior. Prevailing winds in the project area are from the west (on-shore), however, the project site is subject to seasonally strong winds, such as Santa Ana winds, which can result in periodic extreme fire weather conditions that occur throughout Ventura County. Given the Project location in a fire prone area, wildfire is likely to occur in the region, which could expose project occupants to risks associated with wildfire.

As with development proposed under the General Plan and analyzed in the PEIR, the project would comply with all regulations and requirements for development in a Very High FHSZ or HFA. The VCFD Fire Code and 2022 CFC and 2022 CBC (adopted by reference with several modifications) governs the building, infrastructure, and defensible space requirements for the Project. The proposed Project would comply with all applicable portions of the Ventura County Building and Fire Codes, as amended and in effect at the time of this report's preparation (California Fire Code Adopted). The proposed Project also complies with the California Code of Regulations Titles 14 and 24, Chapter 7A of the 2022 California Building Code (CBC) (or then current edition). Chapter 7A of the CBC addresses reducing ember penetration into homes, a leading cause of structure loss from wildfires (California Building Standards Commission 2019). Updated fire codes now focus on mitigating former structural vulnerabilities through construction techniques and materials so that the buildings are resistant to ignitions from direct flames, heat, and embers, as indicated in the 2022 California Building Code (Chapter 7A, Section 701A Scope, Purpose, and Application) (California Building Standards Commission 2019).

The proposed Project would also be subject to the provisions of section 4291 of the Public Resources Code regarding brush clearance standards around structures and the related Ventura County Fire Department Guidelines. The Project would include 100 feet or more of Fuel Modification Zone (FMZ), which consists of asphalt roadways and parking stalls, and a fully irrigated landscape. The conceptual FMZ map is presented in Figure 5 (Fuel Modification Plan) of the FPP. Vegetation management will also be implemented as an interim FMZ throughout the construction phases for each structure as there may be a period where the development is exposed to wildland fuels. FMZs will be implemented according to the VCFD requirements for the entire Project. As demonstrated by the fire behavior analysis in the FPP, and summarized above in Section 4.1, Project FMZs would result in a significant reduction in flame length and wildfire intensity.

The Project would implement all recommendations provided by the FPP including:

1. Construct all buildings in accordance with CBC Chapter 7A building code requirements.
2. Maintain two ingress/egress points on North Ventura Avenue and an emergency vehicle access (EVA) connection to Floral Drive in the Norway Tract / Valley Vista community to the north.
3. Install Fuel Modification Zones (FMZs) consisting of Zone 0, Zone 1, and Zone 2 fuel modification and vegetation management around the buildings and in the common areas of the Project (see Fuel Modification Plan).
4. Conduct FMZ inspections annually, performed by VCFD, the property manager, or a mutually agreed upon 3rd party to their satisfaction. This measure will ensure that the FMZs are functioning as intended.
5. Prepare a Construction Site Safety Plan and Fire Department Site Access Plan for each phase of development.
6. The Project developer, or successor owner, will retain ownership of the property as a rental community, with complete control and responsibility for all maintenance.

Additionally, the project has been reviewed by the VCFD for consistency with local policies. The VCFD requires projects located in a Very High Fire Hazard Severity Zone to have two points of access that are separated by a minimum of 1,000 feet. In lieu of providing the minimum separation, VCFD requires an additional 100 feet of vegetation fuel modification for a total of 200 feet. Based on the Project's site plan, the Project site achieves 100 feet or more of FMZ, which consists of asphalt roadways and parking stalls, and a fully irrigated landscape. However, the project has less than 1,000 feet of separation between the two primary points of access for the Project. As a condition of approval, an additional 100 feet of FMZ will be provided as an additional fire protection measure, and a total of 200 feet of FMZ will provided as discussed below.

A typical landscape/fuel modification installation consists of a 100-foot-wide fuel management zone from each structure extending outward towards undeveloped areas. The Project would provide 200 feet of vegetation fuel modification and management, per VCFD requirements. The proposed FMZ would occur around the perimeter of the Project and would be 200 feet extending outward from buildings. All highly flammable native vegetation shall be removed or thinned in accordance with VCFD Standard 515. The landscaped areas of the FMZ will be planted with drought-tolerant, fire-resistant vegetation. The Project's plant palette will be approved by the VCFD. A permanent, automatic irrigation system will be installed within the irrigated portions of the FMZ to maintain hydrated plants. The interior landscaped areas of the Project will meet FMZ standards. Additional details regarding the FMZ standards and conceptual FMZ are described in Section 5.4.2.1 and 5.4.2.2 of the FPP.

Although the Project would introduce new potential ignition sources and introduce a new community with permanent on-site occupants into a fire prone area, and project occupants could be exposed to pollutants generated by

wildfire, the uncontrolled spread of wildfire, and exposed to direct or indirect risk of wildfire due in part to natural hillside/slope conditions, prevailing winds, and natural vegetation in a fire prone area, The Project design features, asphalt roads and parking stalls, fully irrigated landscaping, and defensible space up to 200 feet from structures provides a reasonable level of safety for the Project..

As concluded in the PEIR, compliance with federal, State, and local requirements would reduce risk, however this risk cannot be completely eliminated. The project would be consistent with the General Plan PEIR, General Plan policies, as demonstrated by the FPP and WES prepared for the project, and project-specific design features and fire safety measures would aid in reducing the risk. There are no site-specific conditions or impacts peculiar to the project related to wildfire that were not addressed in the PEIR. . Therefore, the project would not result in impacts that are more severe than found in the previously certified PEIR.

Impact WIL-2 If located in or adjacent to an HFA, a project may have a significant impact if it would expose people or structures to a significant risk of loss, injury, or death involving wildfire, including downslope or downstream flooding or landslides as a result of runoff, post-fire slope instability, or drainage changes.

The Project site is relatively flat, however, surrounding areas have steeper slopes. The United States Geologic Survey Landslide Hazards Program indicate the Project site and surrounding slopes to the east are susceptible to landslides (USGS 2025). Vegetation plays a vital role in maintaining existing drainage patterns and the stability of soils. Plant roots stabilize the soil, and leaves, stems and branches intercept and slow water, allowing it to more effectively percolate into the soil. Removal of surface vegetation reduces the ability of the soil surface to absorb rainwater and can allow for increased runoff that may include large amounts of debris or mud-flows. If hydrophobic conditions exist post-fire, the rate of surface water runoff is increased as water percolation into the soil is reduced. The potential for surface runoff and debris flows therefore increases for areas recently burned by large wildfires (Moench and Fusaro 2012). As previously discussed, multiple wildfires have burned within a 5-mile radius of the Project site, according to available data from the CAL FIRE in the FRAP database, and one fire has burned on the project site – the 2017 Thomas Fire – which burned about 0.02 acres in the southeast corner of the Project site. However, based on site observations, vegetation has rebounded since the 2017 fire, resulting in stabilization of soils from post-fire conditions. As such, conditions associated with post-fire slope instability are not present on site or in immediately surrounding areas. Nonetheless, the location in a fire prone area with landslide susceptibility could result in exposure of people or structures to the risk of downslope or downstream flooding or landslides as a result of runoff, post-fire slope instability, or drainage changes.

The project would be required to be developed in accordance with a construction general permit and geotechnical recommendations, including grading, building orientation, slope maintenance, cut and fill slope design, which are all designed to ensure that slope stability is maintained. All future structures would be designed and set back from the bottom of slopes in accordance with applicable building codes. Adherence to the existing regulatory requirements, the Project would not substantially alter the existing drainage pattern or substantially increase the rate or amount of surface runoff in a manner which would result in flooding on- or off site. The project would be consistent with the General Plan PEIR, General Plan policies, as demonstrated by the FPP and WES prepared for the project, and project-specific design features and fire safety measures would aid in reducing the risk. There are no site-specific conditions or impacts peculiar to the project related to drainage patterns, runoff, on flooding that we re not addressed in the PEIR. Impacts would not be more severe than the previously certified PEIR.

Impact WIL-3 If located in or adjacent to an HFA, a project may have a significant impact if it would require the installation or maintenance of infrastructure to accommodate the project (such as roads, fuel breaks, emergency water sources, power lines, or other utilities) that may exacerbate fire risk or that may result in substantial temporary or ongoing impacts to the environment.

Development of the Project would require the installation and maintenance of associated infrastructure, including roads, utilities, and fuel modification zones. Given that the activities involved with installation or maintenance of associated infrastructure would require ground disturbance and the use of heavy machinery associated with trenching, grading, site work, and other construction and maintenance activities, the installation of related infrastructure could potentially result in new sources of ignition, or temporary or ongoing impacts to the environment. However, construction activities associated with installation and maintenance of associated infrastructure would be subject to regulations for construction in a fire hazard area, as well as recommendations and requirements stipulated in the FPP.

As discussed on the FPP, vegetation management requirements shall be implemented at commencement and throughout the construction phase. Vegetation management shall be performed pursuant to the FAHJ on all building locations prior to the start of work and prior to any import of combustible construction materials. Adequate fuel breaks shall be created around all grading, site work, and other construction activities in areas where there is flammable vegetation. The FPP also sets for that prior to bringing lumber or combustible materials onto the Project site, site improvements within the active development area shall be in place, including utilities, operable fire hydrants, an approved, temporary roadway surface, and fuel modification zones established. These features will be approved by the fire department or their designee prior to combustibles being brought on-site. Further, the FPP recommends preparation of a Construction Site Safety Plan and Fire Department Site Access Plan for each phase of development. The Project would comply with the County's development review process, including review for compliance with the VCFD Fire Apparatus Access Standard 501 as well as compliance with applicable emergency access standards that would facilitate emergency vehicle access during project construction and operation. Adherence to these requirements and recommendations would further reduce the likelihood of ignition during installation and maintenance of associated infrastructure.

Given that construction activities would require ground disturbance and the use of heavy machinery, the installation of associated infrastructure, such as roads and utility service lines, could potentially result in temporary or ongoing impacts to the environment and could exacerbate wildfire risk by introducing new potential sources of ignition, such as the use of heavy machinery, welding, or other hot work. However, as previously discussed, vegetation would be removed from the site prior to the start of construction, and the site would be graded, which would reduce the likelihood of fire ignition during construction activities. Additionally, water and fire hydrants would be installed to comply with Ventura County Fire Code as described in Section 5 of the FPP. Installation and maintenance of this infrastructure would not exacerbate fire risk on the project site or the surrounding lands. The site itself and the land immediately surrounding the site is mostly agricultural land use, with a small residential area to the north and an industrial area to the east. Project roads would provide improved access for firefighters. In addition, on-site roads would act as fire breaks and limit the spread of a surface fire onto or off the Project site. As such, it is not anticipated that associated infrastructure for the project would exacerbate wildfire risks. The project would be consistent with the General Plan PEIR, General Plan policies, as demonstrated by the FPP and WES prepared for the project, and project-specific design features and fire safety measures would aid in reducing the risk. There are no site-specific conditions or impacts peculiar to the project related to the installation or maintenance of associated infrastructure. Therefore, impacts would not be more severe than analyzed in the previously certified PEIR.

Impact WIL-4 If located in or adjacent to an HFA, a project may have a significant impact if it would substantially impair or obstruct implementation of the Ventura County Emergency Operations Plan.

Policy HAZ-12.2 requires the County to maintain and periodically update the Ventura County Emergency Operations Plan (EOP) and the Ventura County Multi-Hazard Mitigation Plan. Independent of buildout anticipated under the 2040 General Plan, such as the Project, the EOP is required to be updated every three years and MHMP every five years. The County relies on the EOP to guide responsibilities and decisions during an emergency. Consistency with the EOP promotes safety for all residents and visitors of the project site. There are no established evacuation timeframe thresholds set by the County, or the state, that must be met to ensure the project would not impair an adopted emergency response plan or evacuation plan, thus consistent with the EOP is evaluated qualitatively. The project includes multiple unique features that enhance safety of the project site and make it unlikely to conflict with the EOP. A Fire Protection Plan (FPP) and Wildfire Evacuation Study (WES) have been prepared for the project, outlining project-specific requirements and safety features. All roadways and structures have been designed with code-compliant fire access and fire-resistant building materials and comply with adopted codes and standards, or otherwise accommodate for code discrepancies (e.g., the project would include an additional 100 feet of FMZ for a total of 200 feet of FMZ). The purpose of the FPP and WES is to memorialize the fire safety requirements and evaluate the project's consistency with relevant emergency evacuation plans and emergency response plans, disclose the prevention and minimization regulations and measures applicable to the project, as well as provide emergency preparedness information and resources to increase occupant preparedness and facilitate efficient response in the event of an emergency. The 200-foot FMZ around the entirety of the project provies a redundant layer of fire protection that complements the aforementioned roadways and fire-resistant building materials. Because of the safety features included in project design, it is unlikely that project occupants would impair the EOP.

Therefore, the Project would not substantially impair or obstruct implementation of the Ventura County Emergency Operations Plan. There are no site-specific conditions or impacts peculiar to the project that were not addressed in the PEIR, and the project would not result in impacts more severe than analyzed in the previously certified PEIR.

Impact WIL-5 If located in or adjacent to an HFA, a project may have a significant impact if it would substantially impair or obstruct primary or alternative evacuation routes.

There are currently no significant standards for evacuation travel time for the Project area or established in the CEQA Guidelines. Public safety, not time, is generally the guiding consideration for evaluating impacts related to emergency evacuation. The County considers a Project's impact on evacuation significant if the Project would significantly impair or obstruct primary or alternative evacuation routes. In an evacuation, the Project occupants would primarily utilize SR-33 and U.S. Route 101, as illustrated in Figure 4 – Evacuation Routes, of the WES.

Safely undertaking large-scale evacuations may take several hours or more and require moving people long distances to designated areas. Further, evacuations are fluid and timeframes may vary widely depending on numerous factors, including, among other things, the number of vehicles evacuating, the road capacity to accommodate those vehicles, occupants' awareness and preparedness, evacuation messaging and direction, and on-site law enforcement control.

Notwithstanding evacuation challenges and variables, the success rate in the County in safely managing both mass and targeted evacuations is very high. For example, the 2017 Thomas Fire caused 31 evacuation orders to more than 90,000 residents, with CAL FIRE and VCFD reporting 1 civilian and 1 firefighter fatality (Ventura County All Hazards Evacuation Plan, 2024). Losses of life in virtually every large wildfire were related to persons who ignored initial evac-

uation warnings, many of whom were located in rural areas with long, exposed evacuation routes. Technological advancements and improved evacuation strategies learned from prior wildfire evacuation events have resulted in a system that is many times more capable of managing evacuations. With the technology in use today in the County, evacuations are more strategic and surgical than in the past, evacuating smaller areas at highest risk and phasing evacuation traffic so that it flows more evenly and minimizes the surges that may slow an evacuation. Mass evacuation scenarios where large populations are all directed to leave simultaneously, resulting in traffic delays, are thereby avoided, and those populations most at risk safely evacuate. As implemented in past wildfire evacuations, an early evacuation of the area may occur several or more hours prior to actual threatening conditions at the Ventura Ranch Farmworker Housing Project site, depending on conditions and fire spread projections.

Based on the typical road capacity, an evacuation of the Project site and surrounding land uses, under worst-case conditions, would take approximately 59 minutes to evacuate if all traffic was using the SR-33. While one cumulative project has been identified in Casitas Springs, located approximately 2.5-3 miles north of the Project site, this project is located outside of the study area. As such, an existing plus cumulative project scenario with and without the Ventura Ranch Farmworker Housing Project has not been included in this study. Cumulative impacts would be limited to ambient growth, which would not contribute enough evacuation traffic to result in a significant impact on evacuation.

As discussed in the WES, the Project would provide emergency managers the alternative option of recommending occupants to temporarily seek refuge on site in fire-resistant buildings or within the converted landscapes and hardscapes that would not readily facilitate wildfire spread. This would provide emergency managers with a safer alternative to risking a late evacuation. Additionally, the Project would provide a new north/south evacuation route that would provide secondary access for the Project as well as the community to the north. Further, the Project does not propose to cut off or otherwise modify existing evacuation routes. Considering these facts and others presented herein, the Project would not expose people to a significant risk of loss or death involving wildland fires related to evacuation, would not interfere with evacuation response planning, and would not result in inadequate emergency access. The project would be consistent with the General Plan PEIR, General Plan policies, as demonstrated by the FPP and WES prepared for the project, and project-specific design features and fire safety measures would aid in reducing the risk and potential impacts to evacuation. There are no site-specific conditions or impacts peculiar to the project related to drainage patterns, runoff, on flooding that were not addressed in the PEIR. Thus, the project would not result in impacts related to evacuation more severe than the previously approved PEIR.

6 References

CAL FIRE (California Department of Fire and Forestry). 2025. Fire Hazard Severity Zones Maps. https://osfm.fire.ca.gov/what-we-do/community-wildfire-preparedness-and-mitigation/fire-hazard-severity-zones.

County of Ventura. 2020a. Ventura County 2040 General Plan. https://rma.venturacounty.gov/divisions/planning/ventura-county-general-plan/

County of Ventura. 2020b. Program Environmental Impact Report for the Ventura County 2040 General Plan. https://rma.venturacounty.gov/divisions/planning/ventura-county-general-plan/

County of Ventura. 2025. Ventura County Initial Study Assessment Guidelines. 2025-07-ventura-county-initial-study-assessment-guidelines.pdf

Moench, R. and J. Fusaro. 2012. Soil Erosion Control after Wildfire. https://extension.colostate.edu/wp-content/uploads/2023/05/Soil-Erosion-Control-After-Wildfire-FINAL.pdf

USGS (United States Geological Survey). 2025. U.S. Landslide Inventory and Susceptibility Map. https://usgs.maps.arcgis.com/apps/webappviewer/index.html?id=ae120962f459434b8c904b456c82669d

Ventura County. 2021. Emergency Operations Plan. https://www.vcemergency.com/wp-content/uploads/2021/02/Draft-EOP-for-Public-Review-020821.pdf

Ventura County Fire Protection District. 2021. Unit Strategic Fire Plan. https://www.osfm.fire.ca.gov/media/pl3oihmp/2021_vnc_fireplan.pdf

Ventura County. 2022. Multi-Jurisdictional Local Hazard Mitigation Plan. https://s29710.pcdn.co/wp-content/uploads/2022/12/2022-06_VenturaHMP_ExecSumm_Final.pdf

Ventura County. 2022. County Fire Code. https://library.municode.com/ca/ventura_county/codes/code_of_ordinances?nodeId=DIV5SA_CH1FIPR

Ventura County. 2022. County Municipal Code. https://library.municode.com/ca/ventura_county/codes/code_of_ordinances?nodeId=VECOCAMUCO

VCFD (Ventura County Fire Department). https://vcfd.org/fire-stations/

Weatherspark. 2025. Climate and Average Weather Year Round in Ventura, California. https://weatherspark.com/y/1448/Average-Weather-in-Ventura-California-United-States-Year-Round

INTENTIONALLY LEFT BLANK

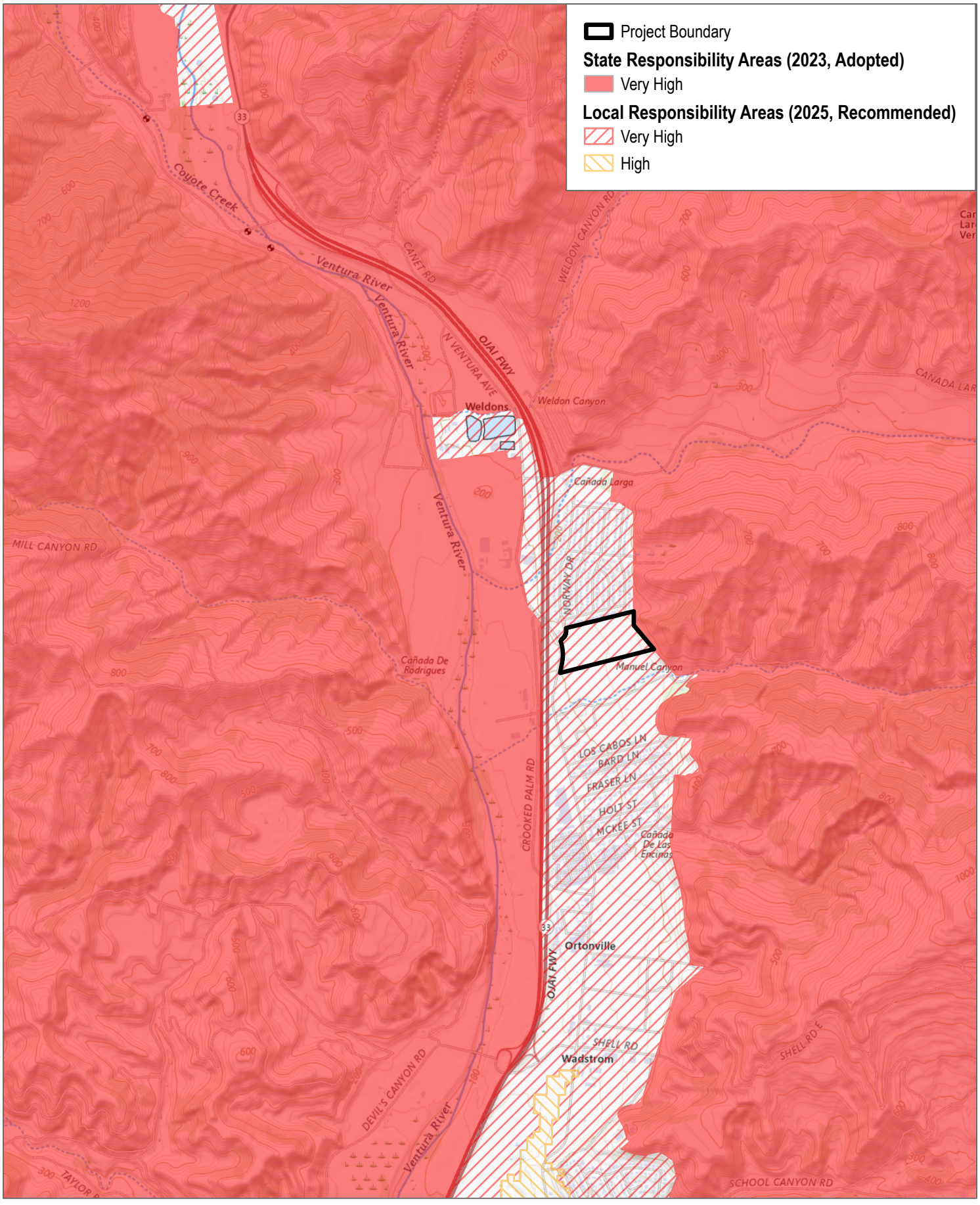

SOURCE: USGS National Map 2025; CalFire

DUDEK

0 500 1,000 Feet

FIGURE 2

Fire Hazard Severity Zones

Ventura Ranch WES

INTENTIONALLY LEFT BLANK

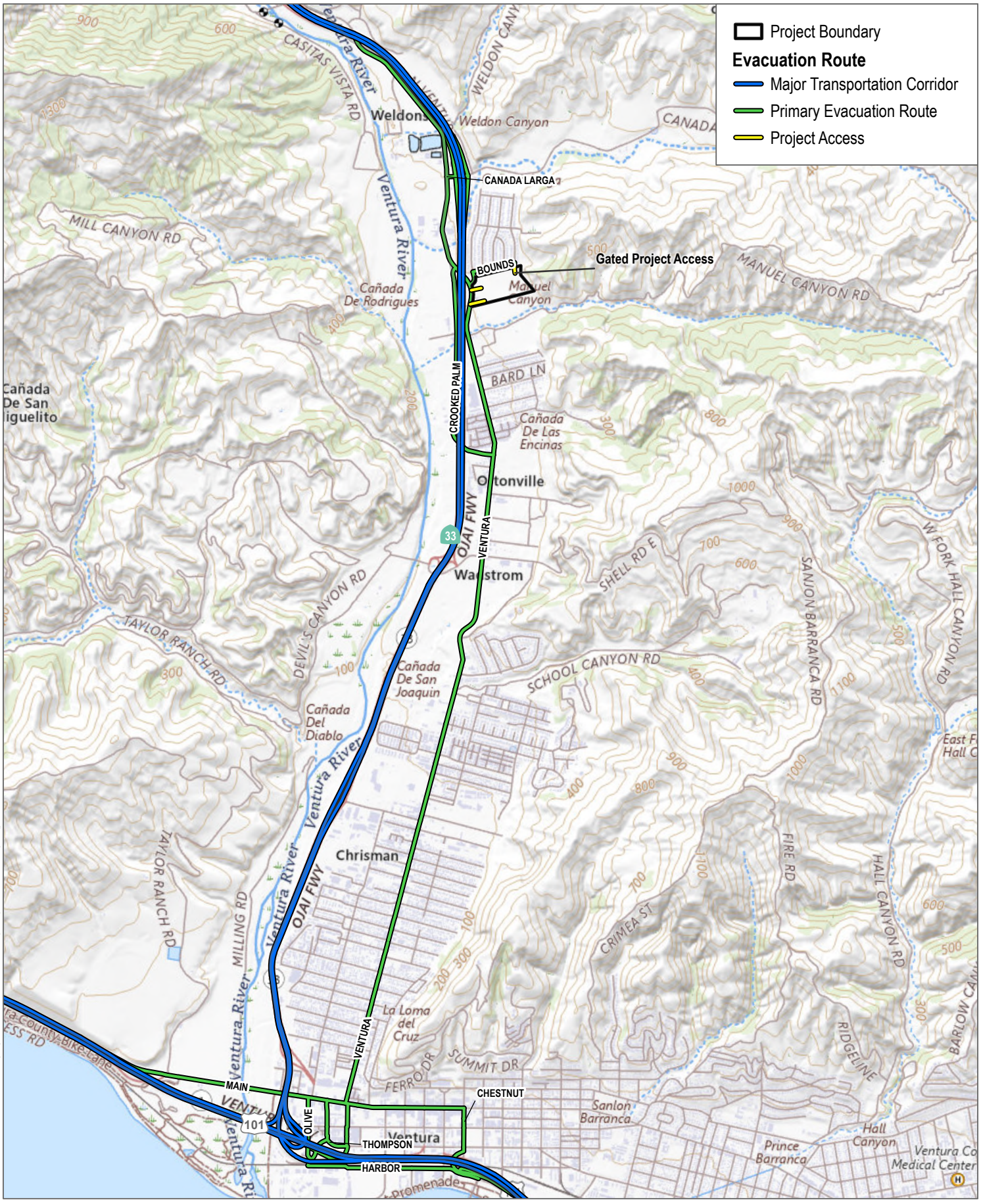

SOURCE: USGS National Map 2025

DUDEK

0 1,250 2,500 Feet

FIGURE 4

Evacuation Routes

Ventura Ranch WES

INTENTIONALLY LEFT BLANK

Table 3. Fire Behavior Results for Existing Conditions

Fire Scenarios	Spread Rate (mph)	Fireline Intensity (BTU/ft/sec)	Flame Length (ft)	Spotting Distance[1] (mi)
Scenario 1: 30% slope, 40 mph wind from NE				
Fuel Model GR4 – grassland	4.7	3840	20.0	1.2
Fuel Model GR1 – treated grassland	0.3	37	2.4	0.3
Scenario 2: 30% slope, 40 mph wind from NE				
Fuel Model GS2 – coastal sage shrub	2.3	1899	14.5	1.0
Fuel Model FM8 – avocado orchard	0.1	46	2.6	0.3
Scenario 3: 30% slopes, 40 mph wind from NE				
Fuel Model SH2 – coastal sage scrub/chaparral	0.8	1728	13.9	0.9
Fuel Model FM8 – avocado orchard	0.1	46	2.6	0.3
Scenario 4: 5% slope, 20 mph wind from S				
Fuel Model GR2 – fallow agricultural field	0.9	360	6.8	0.3
Fuel Model GR1 – harvested agricultural field	0.3	37	2.4	0.2
Scenario 5: 10% slope, 20mph wind from SW				
Fuel Model NB1 – paved street	0	0	0	0
Fuel Model GR4 – grassland	1.8	1450	12.8	0.5
Fuel Model TL6 – eucalyptus windrow	0.2	189	5.0	0.3

Table 4. Fire Behavior Results for Post-Project Conditions

Scenario	Spread Rate (mph)	Fireline Intensity (BTU/ft/sec)	Flame Length (ft)	Spotting Distance[1] (mi)
Scenario 1: 30% slope, 40 mph wind from NE				
Fuel Model GR1 – maintained grassland for fuel modification	0.3	37	2.4	0.3
Scenario 2: 30% slope, 40 mph wind from NE				
Fuel Model GS1 – maintained shrubs for fuel modification	1.6	745	9.4	0.7
Fuel Model 8 – avocado	0.1	46	2.6	0.3
Scenario 3: 30% slope, 40 mph winds from NE				
Fuel Model SH1 – maintained shrubs for fuel modification	1.0	569	8.3	0.6
Fuel Model NB1 – paved roadway	0	0	0	0
Fuel Model 8 – Irrigated landscaping	0.1	46	2.6	0.3
Scenario 4: 5% slope, 20 mph wind from S				
Fuel Model NB1 – paved roadway	0	0	0	0
Fuel Model 8 – Irrigated landscaping	0.1	26	2.0	0.2
Scenario 5: 5% slope, 20 mph wind from SW				
Fuel Model NB1 – paved roadway	0	0	0	0
Fuel Model GR4 – grassland	1.8	1450	12.8	0.5
Fuel Model 8 – Irrigated landscaping	0.1	26	2.0	0.2

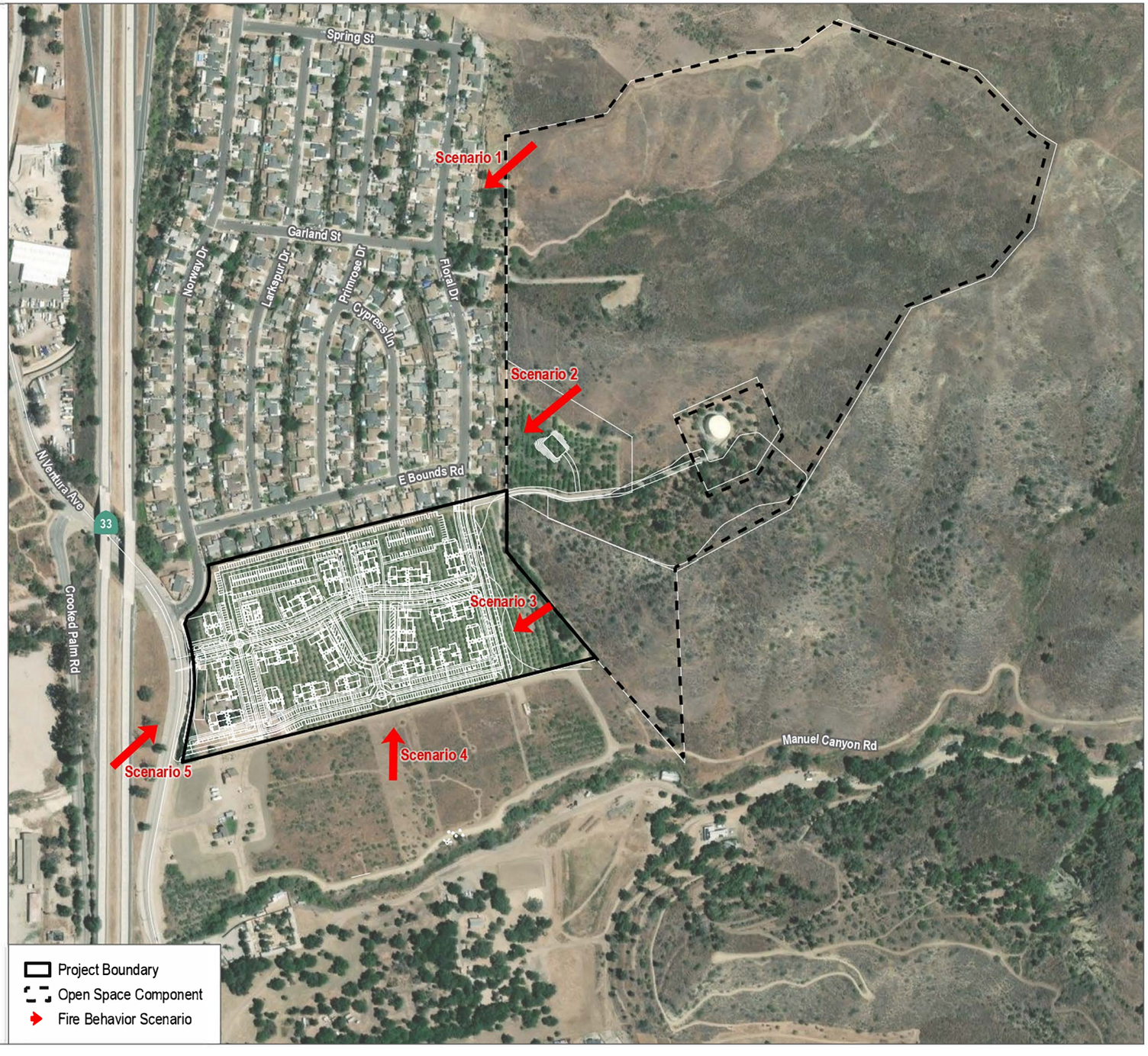

SOURCE: ESRI Aerial Imagery;

DUDEK

0 205 410 Feet

FIGURE 4

Wildfire Behavior Modeling Scenarios

Ventura Ranch Project Fire Protection Plan

INTENTIONALLY LEFT BLANK

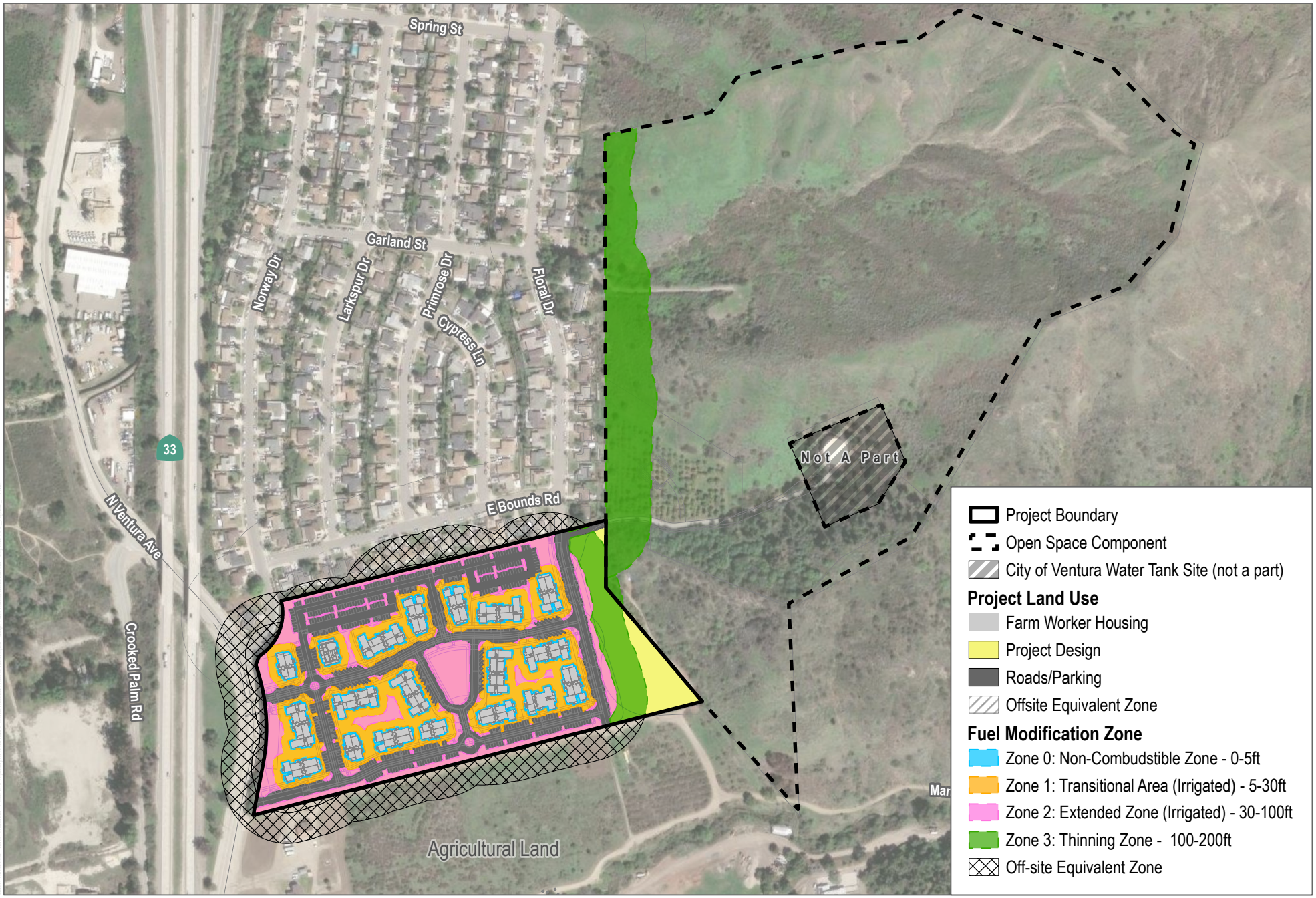

SOURCE: ESRI Aerial Imagery; County of Ventura 2023;

DUDEK

0 210 420 Feet

FIGURE 5

Fuel Modfication Zones

Ventura Ranch Project Fire Protection Plan

INTENTIONALLY LEFT BLANK

Appendix K

Post Construction Stormwater Management Plan

VENTURA COUNTYWIDE STORMWATER QUALITY PROGRAM
POST-CONSTRUCTION STORMWATER MANAGEMENT PLAN (PCSMP)
FOR
Ventura Ranch
PARCEL #: 063-0-110-090

Project Name: Ventura Ranch

Preparation/Revision Date: **3/25/2024**

Prepared for:

Name of Owner/Developer:	Ventura Ranch Partners, LLC
Stress Address:	P.O. Box 6045
City, State, Zip Code:	Oxnard, CA 93030
Telephone:	(805) 981-3877

Prepared by:

Name and Title of Preparer:	Robert Harvey, Civil Engineer
Company Name:	Jensen Design & Survey, Inc.
Stress Address:	1672 Donlon Street
City, State, Zip Code:	Ventura, CA 93003
Telephone:	805-633-2224

I hereby certify that the information provided in this Application is correct.

Application Prepared by: Robert Harvey, Jensen Design & Survey, Inc.
Print Name and Firm

Signed
Signature of Project Engineer in the Firm Named Above

Title 9/30/2025
Affix Professional registration stamp of the person named above with signature and expiration date



Project Name: Ventura Ranch

STEP 1: DETERMINE PROJECT APPLICABILITY

Instructions:
For new development projects, answer yes, no, or NA to questions (1) - (10) below.
For redevelopment projects , answer yes, no, or NA to questions (11) - (13) below.

NEW DEVELOPMENT PROJECTS	
Does the new development project fall within categories (1) - (10) below?	
Project Type and/or Characteristics	**Y/N/NA**
1) Development projects equal to 1 acre or greater of disturbed area that adds more than 10,000 square feet of impervious surface area **→go to Step 2**	Y
2) Industrial parks with 10,000 square feet or more of total altered surface area **→go to Step 2**	N
3) Commercial strip malls with 10,000 square feet or more of impervious surface area **→go to Step 2**	N
4) Retail gasoline outlets with 5,000 square feet or more of total altered surface area **→go to Step 2**	N
5) Restaurants (Standard Industrial Classification (SIC) of 5812) with 5,000 square feet or more of total altered surface area **→go to Step 2**	N
6) Parking lots with 5,000 square feet or more of impervious surface area, or with 25 or more parking spaces **→go to Step 2**	N
7) Streets, roads, highways, and freeway construction of 10,000 square feet or more of impervious surface area **→ go to Roadway Projects**	N
8) Automotive service facilities (Standard Industrial Classification (SIC) of 5013, 5014, 5511, 5541, 7532-7534 and 7536-7539) of 5,000 square feet or more of total altered surface area **→go to Step 2**	N
9) Projects located in or directly adjacent to, or discharging directly to an Environmentally Sensitive Area (ESA), where the development will: a. Discharge stormwater runoff that is likely to impact a sensitive biological species or habitat; and b. Create 2,500 square feet or more of impervious surface area **→go to Step 2**	N
10) Single-family hillside homes (see Section 2 of the TGM for specific requirements) **→go to SF Hillside**	N

Project Name: Ventura Ranch

PROJECT APPLICABILITY, CONT.

REDEVELOPMENT PROJECTS	
For redevelopment projects that fall within categories (1) through (9) above, and that conduct land-disturbing activities that result in the creation, or addition, or replacement of 5,000 square feet or more of impervious surface area on an already developed site, answer questions 11-13 below.Existing single-family dwelling and accessory structures are exempt from redevelopment projects unless such projects create, add, or replace 10,000 square feet of impervious surface area.	
Project Type and/or Characteristics	**Y/N/NA**
11) Projects where redevelopment results in an alteration to more than fifty percent of impervious surfaces of a previously existing development, and the existing development was not subject to the post development stormwater quality control requirements of Board Order 00-108, these projects must mitigate the entire redevelopment project area **→go to Step 2**	N/A
12) Projects where redevelopment results in an alteration to more than fifty percent of impervious surfaces of a previously existing development, and the existing development was subject to the post development stormwater quality control requirements of Board Order 00-108, the project must mitigate only the altered portion of the redevelopment project area and not the entire project area **→go to Step 2**	N/A
13) Projects where redevelopment results in an alteration of less than fifty percent of impervious surfaces of a previously existing development these projects must mitigate only the altered portion of the redevelopment project area and not the entire project area **→go to Step 2**	N/A

Project Name: Ventura Ranch

STEP 2: ASSESS SITE CONDITIONS

Provide an assessment of the project site using the following tables

New Development Project General Characteristics

General Project Characteristics	Area (acres)
Total Project Site Area	18.00
Total Disturbed Area	18.00
Total Existing (Pre-Project) Impervious Area	0.39
Post-Project Impervious Area [1]	11.70
Area of Green Roof (ET-1) [1]	0.00
Area Draining to Hydrologic Source Controls (ET-2) [1]	0.00
Revised Post-Project Impervious Area	11.70
Project Imperviousness (%)	65.00%

Redevelopment Project General Characteristics

General Project Characteristics	Area (acres)
Total Project Site Area	0.00
Total Altered Area [6]	0.00
Total Existing (Pre-Project) Impervious Area	0.00
Was existing (pre-project) impervious area subject to post-development stormwater quality control requirements? [2]	0.00
Amount of Existing Impervious Area Altered [3]	0.00
Amount of Impervious Area Added	0.00
% Alteration of Existing Impervious Area [4]	N/A
Post-Project Impervious Area (Impervious Area to be Mitigated) [1], [4]	0.00
Area of Green Roof (ET-1) [1]	0.00
Area Draining to Hydrologic Source Controls (ET-2) [1]	0.00
Revised Post-Project Impervious Area	0.00
Project Imperviousness (%) [5]	

Project Name: Ventura Ranch

Project Description

Briefly describe project:
328 apartment units of farm worker housing on 18-acre site along Ventura Avenue in the unincorporated portion of Ventura County.
Describe current and proposed zoning and land use designation:
The existing site is an orchard with a single-family residence and barn. Currently zoned ECU- Agricultural, Open Space
Describe topography of project area. Identify low and high points and the location of steep slopes (provide a range of grades):
The site has a general slope of 4% from east to west and drains as surface runoff into Ventura Avenue. Runoff from the site drains north towards the catch basins within Ventura Avenue and is tributary to the Ventura River and eventually the Pacific Ocean.
Describe the site's soil types (A, B, C, D) and geological conditions
Ventura County has identified the soil number for this site as 4 and the rainfall zone as Lower Ventura River. AGS has prepared a soils report for the site dated 12/16/2022 and a response letter to County comments dated 8/16/2023. The soils report indicates that the alluvium consists of clayey sand and silty sand. The corrected infiltration rates range from 0.3-3.9 inches per hour. *Attach soil type information*

Project Name: Ventura Ranch

Project Description, cont'd

Describe the site's groundwater conditions (e.g. depth to seasonal high groundwater):
The historically highest groundwater level below the subject site ranges from approximately 17 to 18 feet below the existing ground surface at the extreme west end of the site, to deeper than 40 feet below the existing ground surface within the entire eastern half of the site. Water was not encountered during exploration to a depth of 40.5'.

Is there offsite drainage on the site? If so, identify the location(s) and source(s) of offsite drainage and the volume of water running onto the site:
The 5.4 acres to the east of the site will run onto the site. This hillside does not have any impervious area with a general grade of 40%. The Q10 is anticipated to be near 6 cfs.
Describe any existing utilities within the project area that would limit the possible locations of certain BMPs:
There will be no utilities wihtin the site come the start of construction. The irrigation liens and water meter will be removed during demo.
Describe any environmentally sensitive areas (e.g. riparian areas, wetlands) within the project area:
None

Geotechnical considerations:	
Does the site contain any of the following characteristics:	**Y/N/NA**
Collapsible Soil	N
Expansion Soil	N
Potential for seismically-inducted soil liquefaction	N
Additional considerations:	
Attach relevant geotechnical information	

Project Name: Ventura Ranch

STEP 2: POLLUTANTS OF CONCERN

Pollutants of Concern (See Section 3.3 of TGM)

Activity / Potential Land Uses	Potential Pollutant*								
	Sediment	Nutrients	Metals	Pesticides	Oxygen Demanding Substances	Toxic Organics	Oil & Grease	Bacteria	Trash and Debris
Parking Lots	X		X		X	X			X
Home Subdivisions	X	X			X			X	X
Other [fill in if necessary]									
Other [fill in if necessary]									

*Denote potential pollutant with "x"

Receiving Waterbody Listings (see Section 3.3. of TGM)

Receiving Waterbody (watershed indicated in parentheses)	**Constituent Group [7]**	**Distance to Project (ft)**
Ventura River (Ventura River)	Bacteria, Nutrients	1600.00
Other [fill in if necessary]		

[1] Applicant should enter post-project impervious cover prior to accounting for green roof and hydrologic source control (HSC) credits. Volume reduction provided by green roofs and HSCs are accounted for implicitly in the sizing calcuations for BMPs by assuming the roof area covered by a green roof or the area draining to a HSC is pervious rather than impervious when caluclating the runoff coefficient for the site. Green roofs and HSCs are not required to be considered for all project locations and types. In order to obtain credit, Green Roofs and HSCs must be designed as specified in the TGM. Additional detail on Green Roofs (ET-1) and HSCs (ET-2) can be found in Section 6 of the TGM.

[2] Land-disturbing activity that results in the creation or addition or replacement of less than 5,000 square feet of impervious surface area on an already developed site, or that results in a decrease in impervious area which was subject to the post development stormwater quality control requirements of Board Order 00-108, is not subject to mitigation unless so directed by the local permitting agency

[3] Redevelopment does not include routine maintenance activities that are conducted to maintain the original line and grade, hydraulic capacity, or original purpose of the facility or emergency redevelopment activity required to protect public health and safety. Impervious surface replacement, such as the reconstruction of parking lots and roadways, that does not disturb additional area and maintains the original grade and alignment, is considered a routine maintenance activity. Agencies' flood control, drainage, and wet utilities projects that maintain original line and grade or hydraulic capacity are considered routine maintenance. Redevelopment also does not include the repaving of existing roads to maintain original line and grade.

[4] "% Alteration of Existing Impervious Area" determines the 50% threshold which is key in determining portion of site that must comply with post-construction requirements - see Step 1 redevelopment categories for more detail. The amount of "Post Project Impervious Area" that must adhere to post-construction requirements is dependant on 50% threshold

[5] "Project Imperviousness" is calculated using the "Total Project Area" except when redevelopment projects that must mitigate only the altered portion of the redevelopment project area. In this case, the "Total Disturbed Area" is used to calculate "Project Imperviousness"

[6] For the purposes of this calculation, Total Altered Area shall mean any area that is altered as a result of land disturbance, such as clearing, grading, grubbing, and excavation. This excludes areas used exclusively for temporary stockpiling.

[7] If a waterbody is listed for "toxicity" and the cause and/or contribution to toxicity is known, then the consituent group known to contribute to toxicity are listed here (in lieu of listing "toxicity")

Project Name: Ventura Ranch

STEP 3: APPLY SITE DESIGN PRINCIPLES AND TECHNIQUES

Provide a brief description of site design principles and techniques included within the proposed project site.

Site Design Measures [1]	Included? Y/N/NA	Brief Description of the Site Design Measure
Site Planning	Y	Site was designed infiltration basins at the low end of the site in an area that will allow infiltration into the native soil
Protect and Restore Natural Areas	N	The site will be cleared and grubbed of trees then fully developed
Minimize Land Disturbance	Y	Earthwork was attenmpted to be minimized, but fire department access requirements dictated the earthwork
Minimize Impervious Cover	Y	Landscaping and recreational areas were maximized to the extent feasible
Apply LID at Various Scales	Y	There is pretreatment through a hydrodynamic separator
Implement Integrated Water Resource Management Practices	N/A	

[1] Refer to Section 4.2 - 4.7 of the TGM for applicable Design Criteria.

Project Name: Ventura Ranch

STEP 4: APPLY SOURCE CONTROL MEASURES

Provide a brief description of the source control measures included in the proposed project site.

Site-Specific Source Control Measures[1]	Included? Y/N/NA	Brief Description of the Source Control Measure
S-1: Storm Drain Message and Signage	Y	Do not dump signs will be installed
S-2: Outdoor Material Storage Area Design	N/A	
S-3: Outdoor Trash Storage and Waste Handling Area Design	Y	Trash enclosure meeting County standards will be constructed
S-4: Outdoor Loading/Unloading Dock Area Design	N/A	
S-5: Outdoor Repair/Maintenance Bay Design	N/A	
S-6: Outdoor Vehicle /Equipment/ Accessory Washing Area Design	N/A	
S-7: Fueling Area Design	N/A	
S-8: Proof of Control Measure Maintenance	N/A	

[1] Refer to Fact Sheets in Section 5 of the TGM for detailed information and design criteria

Project Name: Ventura Ranch

STEP 5: APPLY BMPS TO REDUCE EIA TO <=5%

New development and redevelopment projects (Categories 1-6, 8, and 9) must reduce EIA to <=5%

Step 5a: Calculate Allowable EIA

EIA is defined as impervious area that is hydrologically connected via sheet flow over a hardened conveyance or impervious surface without any intervening medium to mitigate flow volume.

The allowable "EIA" for a project is calculated as:

$$EIA_{allowable} = (A_{project})*(\%_{allowable}) \quad \text{Equation 2-1}$$

Where:

$EIA_{allowable}$ = The maximum impervious area from which runoff can be treated and discharged offsite (and not retained onsite) [acres]

$A_{project}$ = The total project area [acres] [1]

$\%_{allowable}$ = 5 percent

Input:		**Units**
$A_{project}$ [1]	18.00	Acres
$\%_{allowable}$	5.00%	Percent
$EIA_{allowable}$	**0.90**	Acres

Step 5b: Calculate Impervious Area to be Retained

The impervious area from which runoff must be retained onsite is the total impervious area minus the EIA allowable, which should be calculated as follows:

$$A_{retain} = TIA - EIA_{allowable} = (IMP*A_{project}) - EIA_{allowable} \quad \text{Equation 2-2}$$

Where:

A_{retain} = the drainage area from which runoff must be retained [acres]

TIA = total impervious area [acres]

IMP = imperviousness of project area (%)

Input:		**Units**
Imperviousness	65.00%	
$A_{project}$ [1]	18.00	Acres
$EIA_{allowable}$	0.90	Acres
A_{retain}	**10.80**	Acres

Project Name: Ventura Ranch

BMPS TO REDUCE EIA TO <=5%, CONT.

Step 5c: Calculate the Volume to be Retained (SQDV)

The runoff volume that is to be retained onsite should be calculated using Equation 2-3 below:

$$V_{retain} = C*(0.75/12)*A_{retain}$$ Equation 2-3

Where:

V_{retain} = The stormwater quality design volume (SQDV) that must be retained onsite [ac-ft]

C = runoff coefficient (equals 0.95 for impervious surfaces)

Input:		**Units**
C	0.95	
A_{retain}	10.80	Acres
V_{retain}	0.641	ac-ft
	208,953.5	gallons
	27,932.9	cu.ft.

Continue to Step 5d

Project Name: Ventura Ranch

STEP 5d: SELECT RETENTION BMPs

Select and size Retention BMPs to meet the 5% EIA Requirement. Retention BMPs include INF1-6, RWH-1, and ET 1 and 2. See TGM, Section 6 for more information.

Retention BMPs	Included? Y/N	Drainage Area Retained (acres) [2]	Drainage Area Runoff Coefficient	Volume Retained (SQDV) (ac-ft) [1],[2]	If not applicable, state brief reason
Infiltration BMPs					
INF-1: Infiltration Basin	Y	10.80	0.95	0.641	
INF-2: Infiltration Trench	N		0.95		
INF-3: Bioretention	N		0.95		
INF-4: Drywell	N		0.95		
INF-5: Permeable Pavement	N		0.95		
INF-6: Proprietary Infiltration	N		0.95		
INF-7: Bioinfiltration	N		0.95		
Rainwater Harvesting BMPs					
RWH-1: Rainwater Harvesting	N		2		
			TOTAL Volume Retained	0.641	ac-ft
				208,953.5	gallons
				27,932.9	cu.ft.
			REMAINING Volume to meet 5% EIA requirement	0.000	ac-ft
				0	gallons
				0	cu.ft.

[1] SQDV Methodology #3 used here.

[2] If a Retention BMP is used more than once on a site (i.e., 2 Infiltration Trenches implemented on one site) then drainage area and volume retained shown here should be additive. A separate BMP sizing worksheet (see Appendix E of the TGM) should be submitted for each BMP.

If onsite Retention BMPs cannot feasibly be used to meet the 5% EIA Requirement, move onto Step 5e; if 5%EIA Requirement is met go to Step 7

	Y/N/NA
A completed copy of the applicable "BMP Sizing Worksheet(s)" for the project's Retention BMPs from Appendix E of the TGM is included as an attachment. BMPs must be sized to meet the SQDV or SQDF (See Section 2 Step 7 of the TGM).	Y

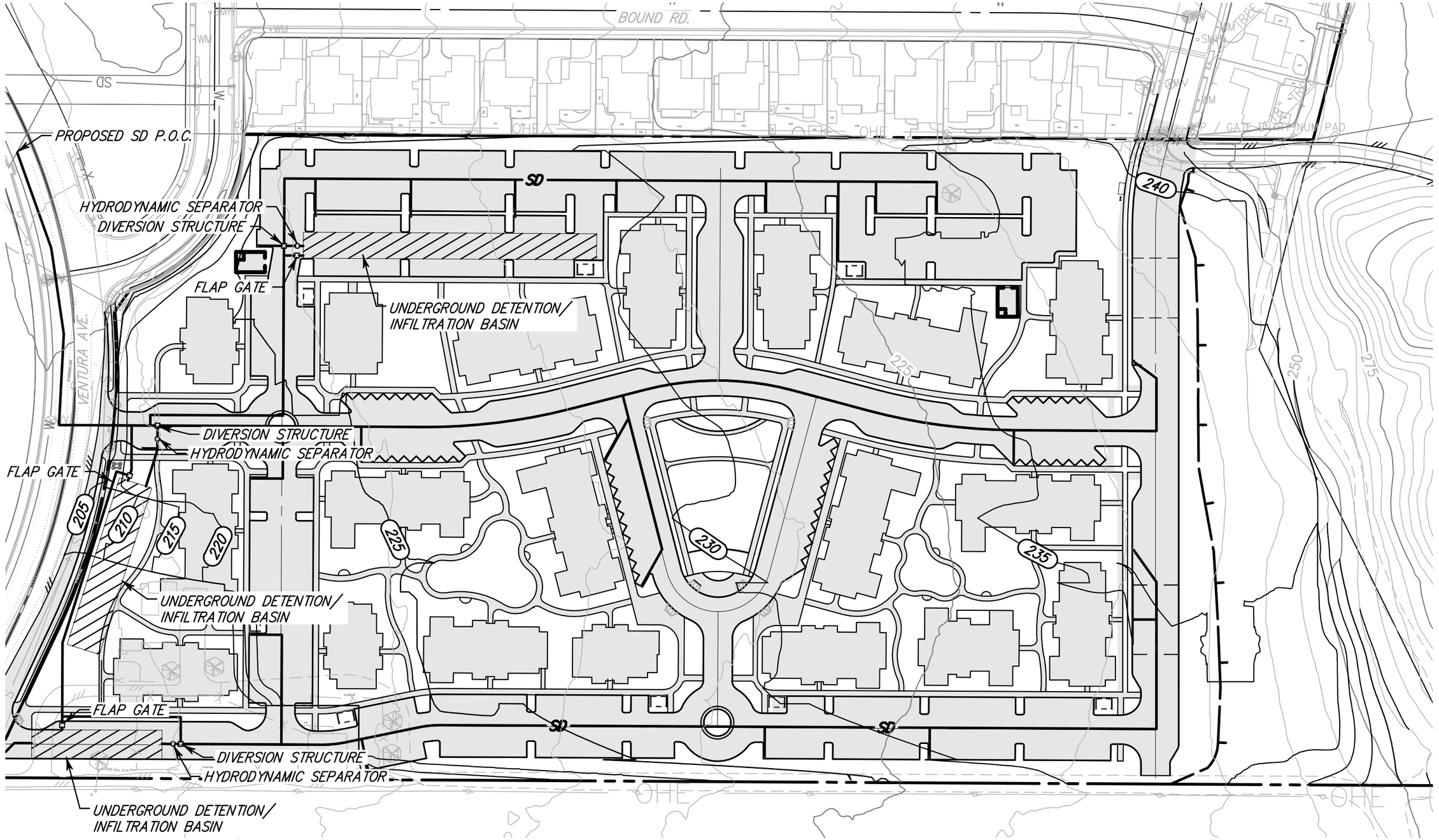

JENSEN DESIGN & SURVEY, INC
1672 DONLON STREET
VENTURA, CALIF. 93003
PHONE 805/654-6977
FAX 805/654-6979

HYDROLOGY EXHIBIT

VENTURA FARMWORKER HOUSING

SHEET 1 OF 1

Mar 25, 2024

J:\PLA26366\Planning\Exhibits\6366 HYDROLOGY EXHIBIT.dwg Mar 25, 2024, 4:..

Designer:	Jensen Design & Survey, Inc
Project Proponent:	Ventura Ranch Partners
Date:	3/25/2024
Project:	Ventura Farmworker Housing
Location:	Ventura County Unincorporated Area

Type of Vegetation: (Check type used or describe "Other"		Native Grass
		Irrigated Turf Grass
	X	Other

Step 1: Determine Water Quality Design Volume

1-1	Enter Project Area	$A_{project}$=	18.0	ac
1-2	Enter the maximum allowable percent of the Project area that may be effective impervious area (%)(refer to permit), ranges from 5-30% allowable	%allowable=	5	%
1-3	Determine the maximum allowable effective impervious area (ac), $EIA_{allowable} = (A_{project})*(\%allowable)$	$EIA_{allowable}$=	0.90	ac
1-4	Enter Project Impervious fraction, IMP	IMP =	0.65	
1-5	Determine the Project Total Impervious Area (ac) $TIA = A_{project}*IMP$	TIA =	11.70	ac
1-6	Determine the total area from which runoff must be retained (ac), $A_{retain}=TIA-EIA_{allowable}$	A_{retain} =	10.80	ac
1-7	Determine pervious runoff coefficient using Table E-1, C_p	C_p =	0.050	
1-8	Calculate runoff coefficient $C=0.95*IMP + C_p(1-IMP)$	C =	0.95	
1-9	Enter design rainfall depth of the storm (in), P_i	P_i =	0.75	in
1-10	Calculate rainfall depth (ft), $P = P_i/12$	P =	0.0625	ft
1-11	Calculate Water Quality Design Volume (CF) $SQDV = 43560*C*P*A_{retain}$	SQDV =	27932.85	cf

Table 6.4 - Infiltration Facility Safety Factor Determination Worksheet

Factor Category		Factor Description	Assigned Weight (w)	Factor Value (v)	Product (p) p = w*v
A	Suitability Assessment	Soil Assessment Method	0.25	1	0.25
		Predominant Soil texture	0.25	2	0.5
		Soil Variability	0.25	1	0.25
		Depth to groundwater / impervious layer	0.25	2	0.5
		Suitability Assessment Safety Factor S_A =			**1.5**
B	Design	Tributary Area Size	0.25	3	0.75
		Level of pre-treatment / expected sediment loads	0.25	1	0.25
		Redundancy	0.25	3	0.75
		Compaction during construction	0.25	2	0.5
		Design Safety Factor S_B =			**2.25**

Combined Safety Factor = S_A * S_B = 3.375

INF-1 - Infiltration Basin

Designer:	Jensen Design & Survey, Inc
Project Proponent:	Ventura Ranch Partners
Date:	3/25/2024
Project:	Ventura Farmworker Housing
Location:	Ventura County Unincorporated Area

Type of Vegetation: (Check type used or describe "Other"

_____ Native Grass
_____ Irrigated Turf Grass
_____ Other

Step 2: Determine the design percolation rate

2-1	Enter measured soil percolation rate (in/hr) 0.5 in/hr minimum. $P_{measured}$	$P_{measured}$=	0.77	in/hr
2-2	Determine percolation rate correction factor, S_A based on suitability assessment (see Section 6 INF-1, Table 6-2)	S_A =	1.5	
2-3	Determine percolation rate correction factor, S_B based on design (see Section 6 INF-1)	S_B =	2.25	
2-4	Calculate Combine safety factor, $S = S_A * S_B$	S =	3.375	
2-5	Calculate the design percolation rate (in/hr) $P_{design} = P_{measured}/S$	P_{design} =	0.228	in/hr

Step 3: Calculate the surface area

3-1	Enter required drain time (hours, 72 hours max, t	t =	72	hr
3-2	Calculate max. depth of runoff that can be infiltrated within the t (ft), d_{max} = $P_{design}*t/12$	d_{max} =	1.4	ft
3-3	For Basins, Select ponding depth dp such that $d_p <= d_{max}$	d_p =	1.4	ft
3-6	Enter the time to fill infiltration basin with water (sue 2 hours for most designs), T	T =	2	hrs
3-7	Calculate Infiltrating surface area for infiltration basin $A_b = SQDV/(TP_{design}/12+d_p)$	A_b =	19424.5	sf

advanced geotechnical services, inc.

December 16, 2022
Client Number 5251
Report Number 11029

Ventura Ranch Partners, LLC
P.O. Box 6045
Oxnard, CA 93030

Geological and Geotechnical Engineering Study
Proposed Farmworker Housing Development
4884 N. Ventura Avenue
Ventura, California

In accordance with our proposal and your authorization, Advanced Geotechnical Services, Inc., (AGS) has prepared this geological and geotechnical engineering study report for the proposed farmworker housing development to be constructed at the subject site. This report presents the results of our data research, site reconnaissance, subsurface exploration, laboratory testing, and our professional opinions regarding the geological and geotechnical engineering factors that may affect the proposed development.

Based on the results of this study, it is our opinion that the site is *suitable* for construction of the proposed development, with some modifications to the proposed scope and plans that were provided to our office, as discussed herein. The recommendations contained within this report should be properly incorporated in the design, and implemented during construction.

This opportunity to be of service is sincerely appreciated. This report should be read from cover to cover to understand its limitations and to avoid taking a recommendation out-of-context. If you have any questions, or if we may be of any further assistance, please do *not* hesitate to call. We look forward to being of continued service.

Respectfully submitted,
Advanced Geotechnical Services, Inc.

Kenneth J. Palos
President

Scott Moore, GE
Principal Geotechnical Engineer

Brett Wanner, CEG
Principal Engineering Geologist

REGISTERED PROFESSIONAL ENGINEER
SCOTT W. MOORE
No. 2560
GEOTECHNICAL
STATE OF CALIFORNIA

PROFESSIONAL GEOLOGIST
BRETT M. WANNER
No. 2450
CERTIFIED ENGINEERING GEOLOGIST
STATE OF CALIFORNIA

Enclosure: *Report No. 11029*

cc: (1) Addressee (1) File Copy

5251 Verdugo Way, Suite L, Camarillo, California 93012
Ph 805.388.6162 / Fx 805.388.6167
info@advancedgeotechnical.com

advanced geotechnical services, inc.

GEOLOGICAL AND GEOTECHNICAL ENGINEERING STUDY

Proposed Farmworker Housing Development
4884 N. Ventura Avenue
Ventura, California

Report to
Ventura Ranch Partners, LLC
Oxnard, California

December 16, 2022
Client Number 5251
Report Number 11029

Contents

1. **INTRODUCTION** 1

1.1 General Remarks 1

1.2 Scope of Services 1

1.3 Site Description 2

1.4 Proposed Development 3

2. **GEOLOGIC SETTING** 4

2.1 Geology 4

2.2 Faulting 5

3. **EARTH MATERIALS AND SUBSURFACE CONDITIONS** 5

3.1 Older Alluvium (Qoa) 5

3.2 Landslide Debris (Qls) 5

3.3 Pico Formation Bedrock (Tp) 5

3.4 Soil Parameters 6

3.4.1 Compaction 6

3.4.2 Compressibility 6

3.4.3 Shear Strength 6

3.4.4 R-value Testing 6

3.4.5 Grain Size Analysis 6

3.4.6 Expansion Category 6

3.4.7 Corrosivity 6

3.5 Groundwater 7

3.6 Field Infiltration Testing 7

4. **SEISMICITY** 8

4.1 Seismic Design Criteria 8

4.2 Earthquake Effects 8

4.2.1 Shallow Ground Rupture 8

4.2.2 Earthquake-Induced Landsliding 9

4.2.3 Seiches and Tsunamis 9

4.2.4 Evaluation of Liquefaction Potential 9

4.2.5 Dynamic Dry Settlement 10

5. **CONCLUSIONS AND RECOMMENDATIONS** 10

5.1 Conclusions and Design Requirements 10

5.1.1 Faults / Seismicity 10

5.1.2 Hazardous Materials 10

5.1.3 Cut Slopes 10

5.1.4 Fill Slopes 10

5.1.5 Rockfall 10

5.1.6 Slope Setback 10

5.1.7 Offsite Drainage 11

5.1.8 Proposed Stormwater Management and Infiltration 11

5.1.9 Site Drainage 12

5.1.10 Plan Review 12

5.1.11 Additional Recommendations 12

5.2 Site Preparation **12**
5.2.1 Removals 13
5.2.2 Bottom Stabilization 13
5.2.3 Suitable Fill Material 14
5.2.4 Placement of Compacted Fill 15
5.2.5 Fill Slopes 15
5.2.6 Testing of Compacted Fill 15
5.2.7 Detention/Infiltration Basins 16
5.2.8 Inclement Weather and Construction Delays 16
5.2.9 Responsibilities 17

5.3 Utility Trench Backfill **17**

5.4 Temporary Excavations **17**

5.5 Foundation Design **18**
5.5.1 Minimum Footing Dimensions 18
5.5.2 Allowable Bearing Pressure and Lateral Resistance 18
5.5.3 Foundation Settlement 18
5.5.4 Steel Reinforcement 18
5.5.5 Required Observations 19

5.6 Floor Slab Design **19**
5.6.1 Sand and Vapor Barrier 19

5.7 Asphalt and Concrete Pavement **20**
5.7.1 Grading 20
5.7.2 Maintenance 20
5.7.3 Asphalt Pavement Design 20
5.7.4 Confirmation of R-Value 20
5.7.5 Concrete Pavement Design 21

5.8 Retaining Wall Design Criteria **21**
5.8.1 Static Lateral Earth Pressures 21
5.8.2 Seismic Lateral Earth Pressures 22
5.8.3 Backfill and Drainage 22

6. OBSERVATIONS AND TESTING **22**

7. LIMITS AND LIABILITY **23**

List of Appendices

A Field Exploration, Boring and Test Pit Logs
B Laboratory Testing
C Seismic Design Criteria
D References
E Report Figures and Plates
Figures
1 Site Location Map
2 Dibblee Regional Geological Map
3 USGS Regional Geological Map
4 Earthquake Fault and Seismic Hazard Zones Map
5 Depth to Historically High Groundwater Map
6 Examples of Slope Setbacks
7 Typical Retaining Wall Drainage Detail
8 Infiltration Test Data Sheet 1 of 2
9 Infiltration Test Data Sheet 2 of 2

Plates

1 Existing Site Plan
2 Topographic Site Plan
3 Proposed Site Plan
4 Cross-Sections

1. INTRODUCTION

1.1 General Remarks

This geological and geotechnical engineering study has been prepared for the proposed farmworker housing development to be constructed at the subject site. The purposes of this study are to (1) identify onsite soil and geologic conditions that may affect the proposed project, (2) evaluate the seismicity of the site and potential seismic hazards, and (3) provide geotechnical recommendations for development of the site. This report presents the findings of our data review, subsurface exploration, laboratory testing, engineering analyses and evaluations, and our conclusions and recommendations.

Appendices are attached following the main report. Appendix A includes details related to the field exploration program, and the boring and test pit logs; Appendix B includes the laboratory test results; Appendix C includes the seismic design criteria; Appendix D includes the references used in this study, and the Figures and Plates referenced in this report are included in Appendix E.

1.2 Scope of Services

This geotechnical engineering study included:

a. Site observation and review of geotechnical and geologic data related to the general study area. A *Site Location Map*, based upon a recent aerial image obtained from the interactive web program Google Earth (2022), which shows a broad view of the general area where the subject site is located is provided as Figure 1, and an *Existing Site Plan*, which is based upon an aerial image dated December 2019, obtained from the interactive County View web program maintained by the County of Ventura (2022), showing a more detailed view of the site, is provided as Plate 1. A *Topographic Site Plan*, based upon a recent topographic plan provided by Jensen Design and Survey, Inc., is included as Plate 2.

b. Review of the project plan provided to our office by Jensen Design and Survey, Inc., which consisted of a *Preliminary Grading Plan for Ventura Ranch*, dated July 25, 2022. A copy of this plan has been utilized as the base map for the *Proposed Site Plan*, which is included as Plate 3 of this report.

c. Reconnaissance of the subject site and in the immediate vicinity of the subject site.

d. The excavation, sampling, and logging of 5 borings and 16 test pits for geological and geotechnical evaluation, and 4 test pits for infiltration testing. The borings and test pits extended to depths ranging between approximately 5 and 50.5 feet below the existing ground surface. The borings were excavated utilizing a truck-mounted, 8-inch diameter hollow-stem auger drilling equipment, and the test pits were excavated utilizing a backhoe. The exploratory boring and test pit locations were determined in the field using a tape measure, and approximate reference points, and their approximate locations are shown on the attached Plates 1, 2 and 3, titled *Existing Site Plan*, *Topographic Site Plan*, and *Proposed Site Plan*, respectively. The actual boring and test pit locations may deviate slightly from these locations. The boring and test pit logs are included in Appendix A, along with a general description of the field operations.

e. Laboratory testing of selected samples to determine the engineering properties of the onsite earth materials. The results of the laboratory testing are presented in Appendix B, and on the boring and test pit logs in Appendix A. Soil samples will be *discarded* 30 days after the date of this report, unless this office receives a specific request and fee to retain the samples for a longer period of time.

f. Determination of seismic parameters for potential onsite ground motion, and current building code seismic design parameters.

g. Engineering analysis of the data and information obtained from our field study, laboratory testing, and literature review.

h. Development of geotechnical recommendations for site preparation, grading, building foundations, floor slabs, underground utility trenches, temporary excavations, pavement, stormwater infiltration, and drainage.

i. Preparation of this report summarizing our findings, conclusions, and recommendations regarding the geological and geotechnical aspects of the project site.

The scope of this geotechnical engineering study did *not* include an assessment of potential environmental issues.

1.3 Site Description

The subject site consists of an approximately 18.24-acre sized parcel of land, identified as APN 063-0-110-090, 4884 N. Ventura Avenue, in the unincorporated County area north of the City of Ventura, California, as shown on the attached Figure 1, *Site Location Map*, and Plate 1, *Existing Site Plan*. Figure 1 was created utilizing an image obtained from the Google Earth (2022) online web app, and Plate 1 was created utilizing an image obtained from the Ventura County View (2022) website, utilizing the December 2019 aerial image as a basemap.

At the time of our field exploration program, the majority of the subject site was an actively operating orchard, with an existing single-family residence and barn located in the southwestern corner of the site, as shown on the enclosed *Existing Site Plan*, Plate 1, and *Topographic Site Plan*, Plate 2. The subject site is bounded by existing single-family residences to the north, by Ventura Avenue and Norway Drive to the west, by an existing farm property to the south, with a two-story residence and other miscellaneous structures, and by an undeveloped hillside area to the east.

The general topography of the majority of the subject site (excluding the existing landslide area at the east end of the site, as delineated on the attached Plates 1, 2, and 3, and discussed in greater detail below), slopes gently down towards the west to southwest, with a gradient ranging from a maximum of approximately 7.5% in the northeast corner of this area, to a minimum of approximately 2% in the southwest corner. The existing topographic gradient generally increases from southwest to northeast, with the westernmost portion of the property at an approximate elevation of 203, and the easternmost portion of the property at an approximate elevation of 266, as shown on the *Topographic Site Plan* included as Plate 2.

In the northwestern portion of the site, along Norway Drive, and extending southward along a portion of Ventura Avenue, the grade on the subject site drops abruptly up to a maximum of approximately 6 to 7 feet down towards the property line. Along portions of the north side of the site, various retaining walls up to several feet in height either retain the subject site above the adjacent grades within the backyards of the existing residences, or vice-versa.

The easternmost portion of the subject site begins to slope with an increasing gradient starting at approximate elevation 232, as shown on the *Topographic Site Plan* included as Plate 2. The gradual increase in slope gradient progresses easterly, where in the proximity of the eastern property limits, the slope gradient increases sharply from approximately 3:1 (32%) within the subject site, with the offsite east ascending slope having a gradient locally of as steep as approximately 1:1 (45%), ascending to an approximate elevation of 480 (as determined from Google Earth).

Based upon surficial and topographic expression, our field exploration and reconnaissance efforts, and our review of available historical aerial photographs dating back to January 1927, it is our professional opinion that this east

ascending slope has experienced pre-historic landslide actively, resulting in the existing over-steepened offsite slope and the deposition of landslide debris generated from the landslide event upon this slope and within the easternmost portion of the subject site. The approximate limits of the areas interpreted to be underlain by landslide debris have been indicated on the *Existing Site Plan*, *Topographic Site Plan*, and *Proposed Site Plan* included as Plates 1, 2, and 3, respectively, of this report. More detailed descriptions of this portion of the site, and more in depth discussions of this landslide feature are provided in subsequent sections of this report.

1.4 Proposed Development

The currently proposed development is shown on the attached Plate 3, *Proposed Site Plan*, and consists of a total of 29 two to three-story farmworker housing structures, and surrounding driveways, streets and surface parking. A new roughly east-west trending street will connect to Ventura Avenue in the southwestern portion of the site, and a new roughly north-south trending street near the east end of the site will connect to the existing Floral Drive in the northeastern corner of the site. The attached Plate 3 was created utilizing a *Preliminary Grading Plan for Ventura Ranch*, prepared by Jensen Design and Survey, Inc., dated July 25, 2022. Structural loads for the proposed buildings are not expected to exceed approximately 100 to 150 kips for columns, and 1 to 3 kips per foot for walls.

As will be discussed in more detail in subsequent sections of this report, and as shown on the attached Plates 1 through 3, the extreme eastern end of the site (generally east of the proposed new north-south trending street) has been identified during this study as being within an area that had experienced pre-historic landslide activity, and development within this area should not be permitted. The currently proposed development within this area, as shown on the attached Plate 3, consists of three new housing structures, along with surrounding paved driveway and parking areas. This construction at the east end would require a new retaining wall up to 15 feet in height, and new cut slopes up to approximately 22 feet in height, and a maximum 2:1 gradient. This would require the removal of a large volume of earth materials from the toe of the existing landslide, potentially causing instability. As discussed further in this report, removal of earth materials, and/or construction of new habitable structures in this area should not be allowed, however, portions of this area might be suitable for parking or roadways, provided the final site grade is at or above current existing grades everywhere within this existing landslide impacted area. The three new structures that were proposed to be constructed within this area will have to be relocated to elsewhere on the project site, or eliminated.

Along most of the entire south end of the site, and the eastern portion of the north side of the site, the proposed new site grades will slope relatively gently (gradients less than 5:1) down to meet the current existing grades at the property line, and/or match existing grades. Along the western portion of the north side of the site, the sloping gradient down to the property line increases to as much as approximately 2:1. Along the west side of the site, and along the north and south sides of the new east-west trending street near where it connects to Ventura Avenue, there will be retaining walls up to 5 feet in height at the toe of new descending fill slopes.

The grading currently proposed to be performed within the eastern end of the site, as shown on the *Proposed Site Plan* included as Plate 3 of this report, would require substantial modification in order to avoid destabilizing the existing onsite and offsite slopes present within this area, which have been determined to have been impacted by, and/or are the result of pre-historic landslide activity, and to safely transition to the adjacent existing grade and/or proposed future grades. As noted previously, the removal of materials from this portion of the subject site may destabilize the existing slopes, which currently appear to be in stasis, and therefore the currently proposed cuts and retaining walls should be eliminated from the future grading plans. Additionally, due to the potential of offsite erosion upon the over-steepened offsite slope which may result in soil migration onto the easternmost portion of the subject site, it is recommended that no habitable structures be constructed within the easternmost portion of the site. At a minimum, it is recommended that no removals be made or structures created within that portion of the subject site which lies to the east of the interpreted geologic contact between the older alluvium (Qoa) and the landslide debris (Qls), as identified on Plates 1 through 3 of this report.

Site grading throughout the majority of the site (approximately west of the north-south trending roadway near the east end of the site) will consist of the over-excavation and recompaction of the weaker, upper site soils, and the import of approximately 105,000 additional yards of earth materials to raise the existing site grade approximately 0.5 to 9 feet above the currently existing site grade, to establish grade for the building pads, streets, driveways and parking areas, detention/infiltration basin, and for site drainage. In addition, there will be backfill of related new utilities and retaining walls.

2. GEOLOGIC SETTING

2.1 Geology

Geologic conditions beneath the subject property have been interpreted and characterized based upon our review of published and unpublished references, our review of available historical aerial photographs, our onsite reconnaissance, and our subsurface exploration. Our interpretations involve projections of data and assume that geologic conditions are reasonably constant between points of exposure. Work should continue under the review of the Geologist and Geotechnical Engineer to ensure that geologic conditions different from those described below are recognized and evaluated as soon as possible. Certain subsurface conditions such as groundwater levels and the consistency of near-surface soils will vary with the seasons.

The subject site is located within the Ventura USGS 7.5-minute quadrangle. According to Dibblee (1988), the subject site is underlain by older alluvial materials (Qoa), as shown on the enclosed *Dibblee Regional Geological Map*, Figure 2. According to the *Geologic Map of the Ventura 7.5' Quadrangle* (USGS, 2003), as shown on the attached *USGS Regional Geological Map*, Figure 3, the subject site is underlain by younger alluvial fan deposits classified as Qhf on this map, although the graphical age correlation shows this material as being an 'older' younger alluvial fan material (i.e., within the first half of the Holocene).

Although not identified on the above referenced regional geologic maps, our onsite exploration and reconnaissance programs, and our review of historical aerial photographs indicate that the natural slope which ascends eastward within the eastern portion of the site, continuing offsite with a maximum estimated total slope height of approximately 250 feet, is the result of pre-historic landslide activity. The in-place bedrock material which composes the ascending slope, where exposed in outcrops at the existing ground surface and as encountered in our exploratory excavations, has been determined to consist of Pliocene age sedimentary bedrock of the Pico Formation (Tp and Tps), defined by Dibblee (1988) as consisting of "mostly gray claystone, vaguely bedded, and few thin strata of sandstone" (Tp) and "mostly light gray to tan sandstone, well bedded, in some places pebbly; includes some interbedded claystone, as above" (Tps) and defined by the USGS as "composed of claystone, siltstone, sandstone, locally pebbly; generally susceptible to landsliding". Intact bedrock material, consisting of pebble and cobble rich sandstone materials, are observed to be exposed in the upper most portions of the east ascending slope, and light gray to tan sandstone materials were observed to be exposed in outcroppings located to the north of Test Pit TP-3 and in the bottom of Test Pit TP-2, while olive siltstone was recovered from the bottom of Boring B-3.

Landslide debris is observed to be present at the surface on the lower portions of the east ascending slope, extending westward into the subject site, and was encountered in Borings B-2 and B-3, and Test Pits TP-1 through TP-6, all excavated within the eastern portion of the subject site, and/or the western portion of the adjacent site to the west. The landslide debris was observed to generally consist of silt sand, with minor to abundant gravel and small cobble to small boulder sized inclusions, which is derived from mass wasting of the Pico Formation. The landslide debris appears to mantle the older alluvium (Qoa) in Boring B-2, however it appears that the older alluvium may mantle the landslide debris at the surficial contact indicated on Plates 1 through 3 of this report, which indicates that deposition of the older alluvium began before and continued after the landslide event(s) began and ceased.

More detailed descriptions of the earth materials encountered during the course of our study are provided in the following sections, and in the boring and test pit logs included in Appendix A of this report.

2.2 Faulting

Southern California is a tectonically active region subject to hazards associated with earthquakes and faulting. Faults are classified as either active, potentially active, or inactive. Active faults are defined by the State of California as faults that have exhibited surface displacement within the last 11,000 years. Potentially active faults are defined by the State as those with a history of movement between 11,000 and 1.6 million years ago. Alquist-Priolo Earthquake Fault Zones are zones that have been established by the State that contain active surface fault traces, and projects that are located within these zones require that a fault investigation be performed to determine if active faulting affects the site.

There are no known active, potentially active, or inactive faults mapped on the subject site, and the closest mapped fault to the subject site is the Red Mountain Fault Zone, which is shown by Dibblee as being located as close as approximately 0.82 miles northwest of the subject site, as shown in the upper left corner of the attached *Dibblee Regional Geological Map,* Figure 2. The Red Mountain Fault Zone has been identified as being a thrust fault, with most likely recent surface rupture during the Holocene to Late Quaternary period, and a probable magnitude (M_W) of 6.0 to 6.8 (SCEDC, 2013). This fault, however, is *not* located within an Alquist-Priolo Earthquake Fault Zone.

The attached Figure 4, *Earthquake Fault and Seismic Hazard Zones Map* (CDMG, 1978; CGS, 2003), shows that the area where the subject site is located is not within an Alquist-Priolo Earthquake Fault Zone, or in close proximity to any zones. The nearest Alquist-Priolo Earthquake Fault Zone is located approximately 3.46 miles south of the subject site, further to the south of the area shown on the enclosed Figure 4.

3. EARTH MATERIALS AND SUBSURFACE CONDITIONS

3.1 Older Alluvium (Qoa)

Older alluvial soils were encountered at the ground surface, and extending to the full depths explored throughout the entire roughly level to gently sloping portion of the site, roughly west of the proposed new north-south trending street to be located near the east end of the site. Older alluvial soils may have also been encountered at a depth of approximately 25 feet in Boring B-2, below the landslide debris, and at the ground surface in Test Pit TP-4. The older alluvium encountered near the existing ground surface has been observed to consist predominantly of naturally deposited clayey sand and silty sand, present in a generally slightly moist to moist and dense condition. More detailed earth material profiles are provided on the enclosed boring and test pit logs in Appendix A.

3.2 Landslide Debris (Qls)

Landslide debris was encountered at the ground surface in Borings B-2 and B-3, and Test Pits TP-1 through TP-6, although the material encountered at the ground surface in TP-4 might have been an older alluvium. All of these borings and test pits were excavated within the eastern portion of the study area. The landslide debris was observed to generally consist of silty sand, with minor to abundant gravel and small cobble to small boulder sized inclusions, which is derived from mass wasting of the Pico Formation. The landslide debris was observed to generally be present in a slightly moist and dense condition. More detailed earth material profiles are provided on the enclosed boring and test pit logs in Appendix A.

3.3 Pico Formation Bedrock (Tp)

Bedrock of the late Pliocene age Pico Formation was encountered at a depth of 20 feet in Boring B-3, and at a depth of approximately 3.5 to 5.5 feet (sloping contact) in Test Pit TP-2, and both of these were excavated offsite at the east end of the study area, as indicated on Plate 1 through 3. The bedrock encountered at the bottom of Boring B-3 was observed to consist of olive siltstone, while the bedrock encountered in the bottom of Test Pit TP-2 was observed to consist of white to tan sandstone. Outcroppings visible on the east ascending offsite slope exposed pebble and cobble rich sandstone materials within the uppermost portions of the slope, and tan to light gray sandstone materials were observed to be exposed at the lower portion of the slope.

More detailed earth material profiles are provided on the enclosed boring and test pit logs in Appendix A.

3.4 Soil Parameters

3.4.1 Compaction

Compaction curves were developed in this study for representative samples of the upper onsite soils, to determine the maximum dry density and optimum moisture content, as summarized in the table below. The upper site soils should be over-excavated and recompacted for support of the proposed improvements, as discussed in subsequent sections of this report.

Boring	Depth (ft)	Description	Maximum Dry Density (pcf)	Optimum Moisture Content (%)
B-1	0-5	CLAYEY SAND	121.0	11.0
B-2	0-5	SILTY SAND	126.5	9.0
B-3	0-5	SILTY SAND	129.5	8.0

3.4.2 Compressibility

Consolidation tests were performed on representative undisturbed samples of the onsite soils, and on a remolded sample intended to represent the future compacted fill. The consolidation test results showed a slight to moderate expansion upon inundation with water for some of the samples, negligible to relatively low hydroconsolidation on the remolded sample and majority of the undisturbed samples, and moderate hydroconsolidation on one of the landslide debris samples. Consolidation test results are included in Appendix B.

3.4.3 Shear Strength

Direct shear testing was performed on a remolded sample of the near surface soils to determine the characteristics of a future fill compacted to 90% relative compaction, and on representative undisturbed samples of the native earth materials. The results of the direct shear testing are included in Appendix B.

3.4.4 R-value Testing

A representative sample of the upper site soils was transported to an outside laboratory for R-value testing, and the results are attached in Appendix B. The results showed that the upper site soils have an R-value of 10. Additional R-value testing should be performed on representative samples of the paving subgrade areas throughout the site, at or near the completion of grading, to verify the R-value of the final subgrade soils.

3.4.5 Grain Size Analysis

Grain size testing was performed on representative samples of the earth materials underlying the site by using mechanical sieve analysis, and hydrometer testing. The results of the grain size testing are presented in Appendix B of this report.

3.4.6 Expansion Category

The potential of the soil to swell or expand increases with an increase in soil density, a decrease in initial moisture content (low percent saturation), an increase in clay content, and an increase in the activity of the clay content. Expansive soils change in volume (shrink or swell) due to changes in the soil moisture content. The risk of soil expansion increases with an increase in expansion index.

The expansion indices of the upper site soils were found to be 34, 54 and 87, for samples obtained from Borings B-3, B-2 and B-1, respectively. These expansion values are in the *low* to *medium* expansion category. Expansion index test results are provided on the boring logs in Appendix A.

3.4.7 Corrosivity

The risk of corrosion of construction materials relates to the potential for soil-induced chemical reaction. The rate of deterioration depends on soil resistivity, texture, acidity, and chemical concentration. Representative samples of the upper site soils were transported to an outside laboratory for corrosivity testing, and the results of these tests are attached in Appendix B. Sulfate and chloride concentrations are expressed in mg/kg on a dry weight basis.

Sample Number	Description	pH	Chloride (mg/kg)	Sulfate (mg/kg)	Resistivity (Ohms-cm)
B-1 @ 0'-5'	CLAYEY SAND	8.07	10.33	12.60	14,925
B-2 @ 0'-5'	SILTY SAND	8.52	16.10	76.68	7,299

The soluble sulfate content is less than 1000 mg/kg, which is *negligible* according to ACI 318 (*S0* exposure category), and therefore special considerations for concrete which will be in contact with the onsite soils are *not* required. The corrosivity data should be provided to the project team, AGS does not practice in the field of corrosivity engineering.

3.5 Groundwater

At the time of our field exploration, groundwater was not encountered in any of the borings or test pits, which were excavated to a maximum depth of approximately 40.5 feet below the existing ground surface, where auger refusal was encountered. Based on the enclosed Figure 5, *Depth to Historically High Groundwater Map* (CGS, 2002), the historically highest groundwater level below the subject site ranges from approximately 17 to 18 feet below the existing ground surface at the extreme west end of the site, to deeper than 40 feet below the existing ground surface within the entire eastern half of the site.

Groundwater elevations are dependent on seasonal precipitation, irrigation, land use, and climatic conditions, among other factors, and as a result fluctuate. Therefore, water levels at the time of construction and during the life of the structures may vary from the observations or conditions at the time of our field exploration.

3.6 Field Infiltration Testing

Test Pits P-1 through P-4 were each excavated to a depth of approximately 4 feet below the existing ground surface using a backhoe, in the currently proposed stormwater infiltration area, and also in three possible alternate areas, as provided to our office by Jensen Design and Survey. The approximate locations of the test pits are indicated on the *Existing Site Plan* included as Plate 1, the *Topographic Site Plan* included as Plate 2, and *Proposed Site Plan* included as Plate 3. An approximately 12-inch square by 12-inch deep infiltration test hole was then excavated in the bottom of each test pit utilizing a shovel and other hand operated equipment.

The test holes were then pre-saturated starting 24-hours prior to the beginning of the infiltration testing. At the conclusion of the pre-saturation period, infiltration testing was performed by filling each infiltration test hole with water to approximately 12 inches above the bottom, and recording the drop of the water surface at 30-minute time intervals for a period of 4 hours. The test results are included on the attached Figures 8 and 9.

A summary of the field and corrected infiltration test results is presented in the following table, along with the appropriate correction factors and corrected rates, based on the correction factors for a 12"x12"x12" infiltration test hole, as specified in L.A. County document GS200.2 (2017). The slowest infiltration rate obtained in each test hole was utilized in these calculations:

Test Hole	Stabilized Field Infiltration Rate (minutes/inch)	Stabilized Field Infiltration Rate (inches/hour)	Correction Factor, Per LA County Document GS200.2	Corrected Infiltration Rate (minutes/inch)	Corrected Infiltration Rate (inches/hour)
P-1	21.82	2.75	2.47	53.9	1.11
P-2	14.12	4.25	2.31	32.6	1.84
P-3	8.57	7.00	2.00	17.1	3.50
P-4	8.00	7.50	1.94	15.6	3.86

No grading or compaction should be performed in the area of the proposed infiltration features, *at or near the depth of infiltration*. If any grading is conducted in the infiltration areas which causes compaction, the bottom of

infiltration features should be deepened below any compacted soils, and into undisturbed and uncompacted native soils. It is recommended that infiltration basins be excavated down to the proposed depth of infiltration utilizing an excavator staged *outside the basin*, at least within 2 to 3 feet of the infiltration depth.

A more detailed discussion of, and recommendations for the construction of the currently proposed and alternate infiltration basins is provided in the *Proposed Stormwater Management and Infiltration* section of this report.

4. SEISMICITY

4.1 Seismic Design Criteria

The seismic design of structures based on the 2019 California Building Code (CBC) utilizes the *Maximum Considered Earthquake Ground Motion*. This ground motion and the associated spectral response accelerations are then adjusted for the general type of earth materials within approximately the upper 100 feet underlying the site, termed a *Site Class*. The *Site Class* is based on parameters such as shear wave velocity, standard penetration test resistance, undrained shear strength, and earth material type. For the subject site, which is underlain by deep younger alluvium, the *Site Class* would be 'D', which corresponds to a *stiff soil*.

The site-specific seismic design criteria required by the 2019 CBC were determined utilizing the SEAOC/OSHPD (2022) Seismic Design Maps online web app, utilizing the most current, ASCE 7-16 Standard. The complete output from this web app is attached, and the primary design parameters are summarized in the table below. The *Site Class* option of '*D – Stiff Soil*' was utilized in the analysis.

ASCE Standard	Site Class	F_a	F_v	PGA	PGA_M	S_S	S_1	S_{MS}	S_{M1}	S_{DS}	S_{D1}
7-16	D	1.0	Null*	1.1	1.022	2.108	0.794	2.108	Null*	1.406	Null*

*** See Section 11.4.8 of ASCE 7-16**

Conformance to these criteria does *not* constitute a guarantee or assurance that significant structural damage will *not* occur if a maximum level earthquake occurs. The primary goal of seismic design is to protect life and *not* to avoid all damage, since such design may be economically prohibitive.

4.2 Earthquake Effects

The intensity of ground shaking during an earthquake can result in a number of phenomena classified as ground failure, which include ground rupture due to faulting, landslides, liquefaction, and seismically induced settlement. Other seismic hazards include seiches and tsunamis. Descriptions of each of these phenomena and an assessment of each, as it may affect the subject site, are included in the following sections. The Seismic Hazards Mapping Act of 1990, which became effective in 1991, requires mitigation of seismic hazards to a level that does *not* cause collapse of a building intended for human occupancy, but it does *not* require mitigation to a level of no ground failure or structural damage.

4.2.1 Shallow Ground Rupture

Ground surface rupture occurs when movement along a fault is sufficient to cause a gap or rupture where the upper edge of the fault zone intersects the ground surface. Such ruptures rarely occur as single breaks or are confined to a narrow zone. More commonly, ground rupture associated with faulting is characterized by relatively short segments of faulting that occur over a broad area of the upper plate. In some cases, particularly in unconsolidated alluvial sediments, *secondary ground ruptures* can develop from a number of causes not necessarily related directly to surface rupture of the causative fault. The secondary ground ruptures may be caused by ground shaking, seismic settlement, landslides, and liquefaction.

Since there are *no* known active or potentially active faults passing through the site, the potential for on-site ground rupture due to movement on an underlying fault in *not* considered a significant hazard, although it is a possibility at any site. The potential for ground rupture due to other causes is discussed in the following sections.

4.2.2 Earthquake-Induced Landsliding

Earthquake-induced landslides are slope failures that occur where the horizontal seismic forces act to induce soil failure. Seismic Hazard Maps have been released by the California Geological Survey that delineate areas that have been subject to, or are potentially subject to landsliding as a result of earthquake-induced ground shaking. The majority of the subject site and surrounding area are relatively flat to only gently sloping, and therefore earthquake-induced landsliding is these areas is *not* considered to be a hazard within the majority of the site.

As shown on the *Earthquake Faults and Seismic Hazard Zones Map* (CGS 2003) included as Figure 4 of this report, the offsite slope which ascends to the east of the subject site has been identified as being potentially susceptible to earthquake induced landslide activity.

Furthermore, as detailed in previous sections of this report, our review of historical aerial photographs and our onsite reconnaissance and exploration programs have indicated that pre-historic landslide activity has impacted the easternmost portion of the site, and the existing east ascending slope which ascends offsite beyond the eastern property line. The surficial expression of the landslide feature indicates that movement has not occurred within historic time, and the interpreted interfingering of the landslide deposits with the older alluvium present below the western portion of the site indicate that the landslide activity was not recent.

Due to the presence of fencing near the base of the landslide feature, and the presence of dense vegetation and over-steepened slope faces within the landslide feature, additional exploration within this landslide feature was not feasible at the time of our exploration program. Regional mapping as published by Dibblee (1988) and the USGS (2003), and a measurement taken in an outcropping at the base of the slope, north of Test Pit TP-3, indicate that bedding is favorable with respect to the existing slope geometry, as detailed on *Cross-Section B-B'* included in Plate 4 of this report. Based upon the bedding attitude recorded in Test Pit TP-2, a slight out of slope component of bedding has been indicated on *Cross-Section A-A'*, also included on Plate 4 of this report.

Although the currently proposed development plans, as included as the base map for the *Proposed Site Plan* included as Plate 3 of this report, indicate that grading will be performed and buildings constructed near the base of the east ascending slope, within the area impacted by the existing landslide debris, as detailed elsewhere within this report, it is our recommendation that the proposed development plan be modified to exclude the currently proposed grading, and to remove and/or relocate the three proposed structures within this portion of the site. As a result of these recommended changes, it is our professional opinion that the risk of earthquake induced landsliding impacting the proposed improvements should be considered to be low.

4.2.3 Seiches and Tsunamis

Seiches are an oscillation of the surface of an inland body of water that varies in period from a few minutes to several hours. Seismic ground shaking can induce such oscillations. Tsunamis are large sea waves produced by submarine earthquakes or volcanic eruptions. The site is *not* located close to, or downstream of an inland body of water, and is at an elevation sufficiently above sea level to be outside the zone of a tsunami runup, and therefore the risk of these two hazards is *not* considered pertinent to this site.

4.2.4 Evaluation of Liquefaction Potential

The subject site is *not* located in an area designated as being potentially liquefiable on the State of California Seismic Hazard Zones Map of the Ventura Quadrangle (CGS, 2003), as shown on the attached Figure 4, *Earthquake Fault and Seismic Hazard Zones Map* (potentially liquefiable areas are indicated by the green shading on this map). Therefore, liquefaction is not considered to be a hazard to the subject site, and liquefaction analysis is not required.

4.2.5 Dynamic Dry Settlement

Dynamic dry settlement is the consolidation of relatively loose sandy soils as a result of seismic shaking. The upper site soils will be over-excavated and recompacted, and the underlying earth materials consist of dense to very dense or stiff older alluvial deposits, which would not be considered subject to any measurable dynamic dry settlement due to seismic shaking. Therefore, dynamic dry settlement would not be considered to be a hazard to the subject site.

5. CONCLUSIONS AND RECOMMENDATIONS

5.1 Conclusions and Design Requirements

Based on the findings of our data review, subsurface exploration, laboratory testing, field testing, and engineering analysis, and within the scope of this study, it is the opinion of AGS that construction of the proposed farmworker housing development is *feasible* from a geotechnical engineering viewpoint, with some modifications to the proposed scope and plans that were provided to our office, as discussed herein. The recommendations contained within this report should be incorporated into the project design, and implemented during construction.

5.1.1 Faults / Seismicity

Although there are no known active or potentially active surface fault traces on the subject site, like most of Southern California, the site lies within a seismically active area. Earthquake resistant structural design is recommended, and is required by the building code. Designing structures to be earthquake-proof is generally considered to be impractical, especially for private projects, due to cost limitations. Significant damage to structures may be unavoidable during large earthquakes. Structural design based on the 2019 CBC (California Building Code) structural analysis procedures specifies the use of the seismic parameters given previously in the *Seismic Design Criteria* section. These minimum code values are intended to protect life and may not provide an acceptable level of protection against significant cosmetic damage and serious economic loss. Significantly higher than code parameter values may be necessary to further reduce potential economic loss during a major seismic event.

5.1.2 Hazardous Materials

AGS has *not* been retained to provide any type of environmental assessment of the subject property, *nor* to provide recommendations with respect to any contamination that might be present. AGS does not practice in the field of environmental assessment.

5.1.3 Cut Slopes

Proposed cut slopes are shown at the east end of the site, as indicated on the *Proposed Site Plan* included as Plate 3 of this report. However, as discussed herein, it is recommended that no cuts be made into the existing slope at the east end of the site. No other cut slopes have been proposed elsewhere on the site.

5.1.4 Fill Slopes

Fill slopes are proposed to be constructed on portions of the site as part of the planned development. Fill slopes will be a maximum 2:1 (horizontal:vertical) in gradient, with maximum anticipated heights of approximately 10 vertical feet. The fill slopes should be constructed in accordance with the recommendations presented in the *Site Preparation* section of this report.

5.1.5 Rockfall

Damage to life or property due to rockfall as a result of the construction of the proposed improvements is *not* considered to be a risk at the subject site.

5.1.6 Slope Setback

When located next to a descending 3(H):1(V) slope or steeper, the base of footings for buildings should be a minimum of 5 feet or one-third (⅓) the slope height from the face of slope, whichever is greater, but need *not* exceed 40 feet from the face of slope. When located next to an ascending 3(H):1(V) slope or steeper, the base of footings

for structures should be a minimum of 3 feet, or one-half (½) the slope height from the toe of slope, whichever is greater, but need *not* exceed 15 feet from the toe of slope. *Examples of Slope Setbacks* are included on the attached Figure 6.

5.1.7 Offsite Drainage

Berms should be established at the tops of descending slopes, to divert drainage and prevent it from concentrating and flowing over slope faces, or offsite.

5.1.8 Proposed Stormwater Management and Infiltration

The current plan shows a large detention and infiltration basin near the west end of the site, as shown on the attached Plate 3 of this report. The bottom of this basin as shown on the current plan will require the placement of approximately 4.25 to 8.25 feet of fill above the current existing site grade, and the construction of fill slopes up to a maximum of approximately 10 feet in height overall, and 3 feet above the bottom of the basin, to create the sloping sides of the basin. A primarily granular, permeable compacted fill would have to be imported to create the bottom of this basin, between the depth of initial over-excavation and the finished grade in the bottom of the basin, and it may be difficult and/or costly to find such a large volume of consistent, select granular fill for this purpose. In addition, very extensive, ongoing testing would be required by the Geotechnical Engineer during the import and placement of this material, to verify the consistency, and minimum required permeability.

It's our understanding that the current plan is somewhat preliminary, and if this basin is to be constructed as shown on the attached Plate 2, it would be recommended that the upper 4 feet approximately of existing native soils first be over-excavated and removed, prior to placing the select, primarily granular fill, and relatively permeable compacted fill. It is also recommended that the contact between the imported primarily granular fill and underlying native soils be relatively level. Note that the imported granular material *would* still require the typical minimum 90% relative compaction, in order to maintain the stability of this basin and adjacent slopes, and therefore this material, *when compacted*, will have to be at least as permeable as the underlying native soils. It would also be recommended that the sloping sides within the interior of the basin be lined with an impermeable liner, to at least reduce the migration of the detained water towards the descending perimeter slopes, and also to prevent erosion of the interior slopes. It is recommended that the liner also extend vertically downward from the toe of the interior descending slopes, to the bottom of the permeable import material (the contact with undisturbed native soils), in order to prevent or at least reduce horizontal migration of the detained water towards the exterior slope faces, and reduce the potential for the infiltrated water to daylight in the lower surrounding areas to the north and west of the basin. Another requirement for the descending slopes around the perimeter of this proposed detention/infiltration basin would be that the earth materials utilized to construct these slopes be relatively cohesive, and that a minimum 95% compaction be achieved.

Possible alternative infiltration locations which are already being considered by the Project Civil Engineer would be to construct typical underground infiltration basin(s) within either or both of the two large centralized proposed landscaped courtyard areas, and/or within the proposed parking area at the southwest corner of the site. Infiltration testing was conducted within these three areas as part of this study (P-1 and P-2 are within the proposed landscaped courtyard areas, and P-4 is within the proposed southwest parking area), as well as within the currently proposed large detention/infiltration basin shown on the current plan, Plate 3 of this report (P-3 was in this area). If any of these alternative underground infiltration basin(s) are constructed, it is also recommended that a minimum of the upper 4 feet of existing native soils first be over-excavated and removed, prior to placing the first layer of infiltration system gravel within the basin(s). The bottom of these basin areas should be relatively level, prior to placing the first layer of gravel.

The intentional introduction of enormous amounts of water into the ground via the infiltration of onsite stormwater is a relatively new concept, and is inherently risky, regardless of any precautions which may be taken. Infiltration is especially risky when conducted below paved parking areas or other miscellaneous improvements, and should preferably be done below landscape areas only, and should be as far as possible from the proposed structures,

pavements, site walls, sidewalks and other improvements. Some potential settlement and cracking of any improvements located directly above, or in the vicinity of infiltration features may be possible. There should also be careful coordination of the site utility locations with any proposed stormwater infiltration features. The proposed stormwater infiltration features should *not* be allowed to come into contact with, or to even be in close proximity to utility trench backfill, and utilities are not allowed to cross above, below or through any proposed infiltration features, with the exception of irrigation lines within landscape areas entirely above infiltration areas.

5.1.9 Site Drainage

All surface runoff must be carefully controlled, and must remain a crucial element of site maintenance. Proper drainage and irrigation are important to reduce the potential for excessive infiltration adjacent to foundations, pavements, and other miscellaneous improvements. Final grading should provide positive drainage away from the proposed structures and other improvements. All pad drainage shall be collected and diverted away from proposed buildings and foundations in non-erosive devices. All drainage piping should be watertight and discharge to an appropriate location, as determined by the Project Civil Engineer.

All underground plumbing fixtures should be absolutely leak-free. As part of the maintenance program, utility lines should be checked for leaks for early detection of water infiltrating the soils that could cause detrimental soil movements. Detected leaks should be promptly repaired. Proper drainage shall also be provided away from the building footings during construction. This is especially important when construction takes place during the rainy season.

Seepage of surface irrigation water or the spread of extensive root systems into the subgrade of footings, slabs, concrete flatwork or pavements can cause differential movements and consequent distress in these structural elements. Trees and large shrubbery should *not* be planted so that roots grow under foundations and flatwork when they reach maturity. Landscaping and watering schedules should be planned with consideration for these potential problems.

Drainage systems should be well maintained, and care should be taken to *not over* or *under* irrigate the site. Landscape watering should be held to a minimum while maintaining a uniformly moist condition without allowing the soil to dry out. During extreme hot and dry periods, adequate watering may be necessary to keep soil from separating or pulling back from the foundations. Cracks in paved surfaces should be sealed to limit infiltration of surface waters.

5.1.10 Plan Review

When final Grading and Structural Plans become available, they should be reviewed by AGS *prior* to submittal to regulatory agencies for approval. Additional analysis *may* be required at that time depending on specific details of the proposed grading and improvements. Approval by this office will be indicated on the plans by either manual or digital signature and stamp.

5.1.11 Additional Recommendations

The following additional geotechnical recommendations should be incorporated into the final design, and construction plans. All such work and design should be in conformance with applicable governmental regulations or the recommendations contained herein, whichever are more restrictive. The following recommendations have *not* been reviewed or approved by any governing agency at this time. These recommendations may change based on obtaining approval from the County. Design of the proposed project should be made following approval from the County.

5.2 Site Preparation

General guidelines are presented below to provide a basis for quality control during site grading. It is recommended that all compacted fills be placed and compacted with engineering control under continuous observation and testing by a field representative of the Geotechnical Engineer, and in accordance with the following requirements.

5.2.1 Removals

a. When demolishing any existing improvements on the site, the contractor should locate any existing foundations, floor slabs, debris pits, existing fill, and subsurface trash which may be present. These soils and structures should be completely removed. In the area of the proposed structures and other improvements, deeper removals may be required, as discussed below.

b. Remove all vegetation and loose soil *prior* to fill placement. The general depth of stripping should be sufficiently deep to remove any root systems, and the upper relatively porous soils. Based on our subsurface exploration across the site, the thickness of the upper relatively porous soil requiring removal is anticipated to be approximately 2 to 3 feet, but for uniformity, the depth of initial over-excavation should be an overall minimum depth of 3 feet below the existing site grade. In addition, a careful search shall be made for subsurface trash, abandoned masonry, abandoned tanks and septic systems, and other debris during grading. All such materials shall be removed *prior* to fill placement. The removal of trees and large shrubs should include complete removal of their root structures.

c. In the area of the proposed structures, and throughout the entire site where the existing grade will be raised by the placement of additional fill, any existing artificial fill, disturbed soils and the upper relatively porous soils should be over-excavated and recompacted. For uniformity, it is recommended that this initial depth of over-excavation extend to a minimum of 3 feet below the existing site grade, and 3 feet below the bottom of the proposed building and retaining wall foundations, whichever is deeper. In addition, all building and retaining wall foundations should be underlain by a relatively uniform blanket of newly placed compacted fill, where the ratio of the maximum to minimum depths of compacted fill below bottom of footing does not exceed approximately 2.5:1.

d. In proposed street, parking, driveway, and other flatwork areas (patios, walkways, etc.), and any other areas of miscellaneous surface improvements, and where the existing grade is to be raised by the placement of fill, any existing artificial fill, disturbed soils, and upper relatively porous soils should be over-excavated and recompacted. In order to provide more uniform support for the proposed fill and overlying improvements, the depth of initial over-excavation should extend to a minimum of 3 feet below existing and future site grade, and a minimum of 12 inches below bottom of improvements or pavement structural section, whichever is deeper.

e. The lateral limits of initial over-excavation can be limited to the areas of the proposed structures, retaining walls, pavement, and other miscellaneous improvements, and areas where the grade will be raised by the placement of additional compacted fill, but should extend a distance of at least 5 feet beyond the outside perimeter of all building and retaining wall foundations where possible, or for a distance equal to the depth of compacted fill, whichever is greater. The lateral limits of over-excavation should extend a minimum distance of at least 2 feet beyond the outside perimeter of pavement areas and other surface improvements, where possible, or for a distance equal to the depth of compacted fill, whichever is greater. A careful search shall be made for deeper areas of loose soil during grading operations. If encountered, loose areas should be properly removed to the firm underlying native soil and properly compacted.

5.2.2 Bottom Stabilization

a. Depending on the time of year, amount and recency of precipitation, and the type and size of equipment utilized during grading, stabilization of the bottom of over-excavation may be required. If the bottom is found to be 'pumping' due to excessive moisture, stabilization may be required in order to allow the placement and proper compaction of fill. At the time of our

field exploration, which was conducted during a prolonged period of relatively dry weather, the upper earth materials in the areas explored had moisture contents in a range not likely to cause pumping at the depth of over-excavation. However, the soils may have increased moisture content directly below the existing trees, in the areas of the currently active orchard drip irrigation system, and/or during winter.

b. It's our recommendation that bottom stabilization, if and where required, consist of alternating layers of Tensar *InterAx* Geogrid and aggregate base. Using this method, the required over-excavation should still first be made to a minimum depth of 3 feet below the existing and future grade level, and a minimum of 3 feet below bottom of the proposed building foundations, whichever is deeper. It is recommended that a large excavator staged outside the excavation be utilized for the initial over-excavation in any areas of pumping soils. The first layer of geogrid should then be placed directly on a relatively level, native soil bottom of over-excavation. Adjacent layers of geogrid should be overlapped a minimum of 18 inches.

c. Some type of imported aggregate base material, which may include recycled AC/PCC/AB should then be placed over the geogrid in two approximately 6-inch thick compacted layers (about 8 to 9-inch +/- loose lifts), for a total of 12 inches of compacted base, compacted to a minimum 90% compaction. The imported 'base-like' material does not have to meet exact road base specifications, but should have very minimal fines content, similar to base. The intent of recommending this general type of material is that it compacts more easily than a typical soil with more fines content, thereby reducing potential disturbance to the underlying subgrade, and increasing the ease of compaction. This type of material is also less prone to absorb excessive moisture from the very moist subgrade soils that would underlie the geogrid in any areas needing stabilization, and a generally granular type of material is required for interlock with the geogrid, in order to mobilize the functionality of the geogrid.

d. It is recommended that the base be properly moisture conditioned and thoroughly mixed *outside* the excavation, and prior to placement over the geogrid. It is also recommended that an excavator staged outside the excavation, or small track-mounted equipment, be utilized to spread the base over the geogrid. Wheel-mounted equipment and dynamic compaction methods would not be recommended for compaction over pumping soils.

e. If sufficient stabilization has not yet been achieved to allow the placement and compaction of onsite soils over the top of the first 1-foot of geogrid and compacted base, then another layer of geogrid should be placed on top of the base, followed by a 6-inch layer of compacted base. Again, if sufficient stabilization has not yet been achieved, another 6-inch layer of compacted base should be placed, and stabilization tested again. If stabilization has not been achieved by this time, the use of smaller and/or track-mounted equipment should be considered for use within the excavation. If necessary, another layer of geogrid could be placed, followed by another 6-inch layer of compacted base.

5.2.3 Suitable Fill Material

a. The excavated onsite soils, cleaned of deleterious material, can be re-used for fill, but should be moisture conditioned (i.e., by drying, or adding water, as necessary), and thoroughly mixed. Rock larger than 6 inches should *not* be buried or placed in compacted fill. Rock fragments less than 6 inches may be used provided the fragments are *not* placed in concentrated pockets, and a sufficient percentage of finer grained material surrounds and infiltrates the rock voids.

b. Imported material should generally have engineering properties similar to, or more favorable that those on the subject site, and it is also recommended that any import material have an

expansion index of less than 50, and an R-value of at least 15. Imported material will require testing to verify the engineering properties, and must be approved by the Geotechnical Engineer *prior* to placement on the site.

5.2.4 *Placement of Compacted Fill*

a. All fill materials should be placed in controlled, horizontal layers *not* exceeding 6 to 8 inches in loose thickness, and moisture conditioned to a minimum of approximately 2% over optimum moisture content, but no more than approximately 5% over optimum, and *thoroughly* mixed. This recommendation for minimum moisture content is based on the expansiveness of the upper onsite soil, and could be reduced for soils with much lesser expansion potential, but it is recommended that all earth materials, including aggregate base, be moisture conditioned to at least optimum moisture content, prior to compaction.

b. Fill materials should be compacted to a minimum 90% of the laboratory maximum dry density (95% for the upper 12 inches in areas subject to vehicular traffic, and for the slopes around the proposed detention/infiltration basin), as determined by ASTM D1557. If either the relative compaction or moisture content do *not* meet these criteria, the contractor should rework the fill until it does meet the criteria. If the fill materials pump (flex) under the weight of construction equipment, difficulties in obtaining the required minimum compaction may be experienced. Therefore, if soil pumping occurs, it may be necessary to control the moisture content to a closer tolerance (e.g., 2 to 3% above optimum), use construction equipment that is not as prone to cause pumping, or implement the stabilization methods discussed previously in this report.

c. The field test methods to be used to determine the in-place dry density of the compacted fill shall be in conformance with either ASTM D1556 (sand cone test method) or ASTM D2922 (nuclear gauge method).

d. Subgrade to be utilized for the support of any exterior surface improvements shall be moisture conditioned, as required, to at least approximately 2% over optimum moisture content, but no more than approximately 5% over optimum, thoroughly mixed, and be recompacted to at least 90% of the maximum dry density to a depth of at least 12 inches (95% for the upper 12 inches in areas subject to vehicular traffic). This recommendation for minimum moisture content is based on the expansiveness of the onsite soil, and could be reduced for soils with lesser expansion potential, but it is recommended that all earth materials, including aggregate base, be moisture conditioned to at least optimum moisture content.

5.2.5 *Fill Slopes*

a. Fill slopes must be founded on a keyway of undisturbed, competent native material approved by the Geotechnical Engineer or Geologist, and/or their field representative. The keyway should be a minimum of 10 feet in width, dipped into the retained side, must extend at least to the proposed toe of slope, and extend at least 3 feet into competent native material at the outer edge of the keyway. The fill slope should be benched into competent, native material.

b. Fill slopes shall be constructed by placing fill soil to a sufficient distance beyond the proposed finished slope surface to allow compaction equipment to operate at the outer surface limits of the final slope surface, and then cutting back to finished grade. Other suitable methods of properly compacting the slope surface would be allowed along property lines.

5.2.6 *Testing of Compacted Fill*

a. At least one compaction test shall be performed for every 500 yd^3 of the fill material. In addition, at least one test shall be performed for every 2 feet of fill thickness.

5.2.7 ***Detention/Infiltration Basins***

a. If the large detention/infiltration basin shown near the west end of the site is to be constructed as shown on the attached Plate 2 of this report, a minimum of approximately the upper 4 feet of existing native soils should first be over-excavated and removed, prior to placing select, primarily granular, and relatively permeable compacted fill for the bottom of the basin. It is also recommended that the contact between the bottom of the imported primarily granular fill and underlying native soils be relatively level.

b. The select imported primarily granular basin bottom fill material *would* still require the typical minimum 90% relative compaction, in order to maintain the stability of this basin and adjacent slopes, and therefore this material, *when compacted*, will have to be at least as permeable as the underlying native soils, by extensive testing throughout the placement of this fill.

c. The sloping sides within the interior of the basin should be lined with an impermeable liner, to prevent the migration of the detained water towards the descending perimeter slopes, and also to prevent erosion of the interior slopes. The liner should also extend vertically downward from the toe of the interior descending slopes, to the bottom of the permeable import material (the contact with undisturbed native soils), in order to prevent or at least reduce horizontal migration of the detained water towards the exterior slope faces, and reduce the potential that infiltrated water would daylight in the lower surrounding areas to the north and west of the basin. The descending slopes around the perimeter of this proposed detention/infiltration basin should be compacted to a minimum 95% relative compaction, and the earth materials utilized to construct these slopes be relatively cohesive.

d. If any of the three alternative infiltration basin(s) are to be constructed, it is recommended that the upper 4 feet of existing native soils in these areas first be over-excavated and removed, prior to placing the first layer of infiltration system gravel within the basin(s). The bottom of these basin(s) should be relatively level, prior to placing the first layer of gravel. Additional gravel may be utilized as necessary to fill up to the bottom of proposed infiltration chambers.

5.2.8 ***Inclement Weather and Construction Delays***

a. If construction delays or the weather result in the surface of the fill drying, the surface should be scarified, moisture conditioned and recompacted before the next layer of fill is added. Each new layer of fill should be placed on a rough surface so planes of weakness are not created in the fill.

b. During periods of wet weather and before stopping work, all loose material shall be spread and compacted, surfaces shall be sloped to drain to areas where water can be removed, and erosion protection or drainage provisions shall be made in accordance with the plans provided by the Civil Engineer. After the rainy period, a field representative of the Geotechnical Engineer shall *review* the site for authorization to resume grading, and to provide any specific recommendations that may be required. As a minimum, however, surface materials previously compacted before the wet weather shall be scarified, brought to the proper moisture content, and recompacted *prior* to placing additional fill.

c. During the construction of foundations, floor slabs and any exterior concrete flatwork, construction sequences should be scheduled to reduce the time interval between subgrade preparation and concrete placement to avoid drying and cracking of the subgrade, or the surface should be covered or periodically wetted to prevent drying and cracking.

5.2.9 Responsibilities

a. Representative samples of material to be used as compacted fill should be analyzed in the laboratory by the Geotechnical Engineer to determine the physical properties of the materials. If any materials other than those previously tested are encountered during grading, the appropriate analysis of this material should be conducted by the Geotechnical Engineer as soon as practicable. Any imported soil from off-site sources shall be approved *prior* to placement.

b. All grading work shall be observed and tested by the Project Geotechnical Engineer or their field representative to confirm proper site preparation, excavation, scarification, and compaction of onsite soil, selection of satisfactory fill materials, and placement and compaction of fill. All removal areas and footing excavations shall be observed by the field representative of the Project Geotechnical Engineer before any fill or steel is placed.

c. The lateral limits and the depths of the required over-excavation and recompaction should be shown by the Civil Engineer on the grading plans.

d. The grading contractor has the ultimate responsibility to achieve uniform compaction in accordance with the geotechnical report and grading specifications.

5.3 Utility Trench Backfill

The onsite soils are suitable for backfill of utility trenches from 1-foot above the top of the pipe to the surface, provided the material is free of organic matter and deleterious substances. The existing site soils should provide a firm foundation for site utilities, but any soft or unstable material encountered at pipe invert should be removed and replaced with an adequate bedding material.

The site Civil Engineer in accordance with manufacturer's requirements should specify the type of bedding materials. Granular soils should be imported for bedding and shading of utilities. Jetting of bedding materials should *not* be permitted unless appropriate drainage is provided and the bedding has a sand equivalent greater than 50.

Trench backfill should be placed in 6 to 8-inch lifts, and properly moisture conditioned and compacted in accordance with the recommendations provided in the *Site Preparation* section of this report. Jetting of trench backfill is *not* acceptable to compact the backfill.

Major underground utilities shall *not* cross beneath buildings unless specifically approved by the Project Civil Engineer and respective utility company. If approved, trenches crossing building areas shall be backfilled with a select gravelly sand compacted to 95% relative compaction.

5.4 Temporary Excavations

It is anticipated that most temporary excavations may be made to a maximum vertical height of 5 feet, however any sands which may be encountered should be excavated at a uniform 1.5:1 gradient. Excavations greater than 5 feet in height should be sloped back at either a uniform 1:1 gradient for cohesive soils, and 1.5:1 for sands. Excavations should *not* be allowed to become soaked with water or to dry out. Surcharge loads should *not* be permitted within a horizontal distance equal to the height of the excavation from the top of the excavation, unless the excavation is properly shored. Excavations that might extend below an imaginary plane inclined at 45 degrees below the edge of an existing foundation should be properly shored to maintain foundation support for the existing structure. All temporary excavation should be observed by a representative of the Geotechnical Engineer during excavation, to verify the anticipated soil conditions.

5.5 Foundation Design

After the over-excavation and recompaction of the existing upper site soils, and the import and placement of additional compacted fill to achieve the future finished grades across the site, conventional shallow footings founded entirely within certified compacted fill can be utilized for foundation support for the proposed multi-family structures, and retaining walls. All foundations for these structures should be underlain by a minimum of 3 feet of compacted fill. Free-standing site walls not exceeding approximately 6 feet in height may bear in either compacted fill, or undisturbed, competent native soils, although any given length of wall should bear entirely within one material. The following design criteria may be used in the design of conventional, shallow footings.

5.5.1 Minimum Footing Dimensions

Minimum Footing Embedment Depth (inches)	Minimum Continuous Footing Width (inches)	Minimum Isolated or Pad Footing Width, (inches)
1 or 2-Story - 21 3-Story - 24	1-Story – 12 2-Story – 15 3-Story - 18	24

Where located adjacent to utility trenches, footings shall extend below a 1:1 plane projected upward from the inside bottom of the trench. Note that these foundation depths are based on the expansiveness of the upper onsite soils. If less expansive soils are placed *throughout* the upper 4 feet of any given building pad, retaining wall area, or other miscellaneous footing areas, these values could be reduced, but should still comply with the minimum depths provided in Ventura County Building and Safety Standard B-49, Table 1805.4.2.

5.5.2 Allowable Bearing Pressure and Lateral Resistance

Allowable net vertical soil bearing pressure, including dead and live loads, are given below for footings founded on compacted fill at the minimum required embedment depths, provided the footing width equals or exceeds the recommended minimum.

Structure Type	Bearing Material	Allowable Bearing Pressure (psf)	Allowable Sliding Friction Coefficient	Allowable Passive Resistance (psf/ft of depth)	Maximum Passive Resistance (psf)
BUILDINGS & RETAINING WALLS	COMPACTED FILL	2500	0.3	250	2500
FREE-STANDING SITE WALLS <~6'	COMPETENT NATIVE SOILS	1000	0.2	150	1500

The bearing capacity can be increased by ⅓ when considering short duration wind or seismic loads. Resistance to lateral loads can be assumed to be provided by friction along the base of the foundation, and by passive earth pressure on the side of the footing. The allowable friction coefficient may be used with the vertical dead loads, and the allowable lateral passive pressure can be utilized for the sides of footings poured against the recommended bearing material. These allowable values can be increased by a factor of 1.5 to convert from allowable to ultimate values. It is recommended that the upper 1-foot of soil be neglected when computing lateral resistance, due to the potential for the material to become disturbed or degraded during the life of the structure.

5.5.3 Foundation Settlement

Static settlement of proposed foundations due to dead and frequently applied live loads is not expected to exceed approximately ½ to ¾-inch under the assumed loading conditions, and is expected to occur primarily upon initial application of loading. Differential settlement is not expected to exceed approximately ¼ to ½-inch.

5.5.4 Steel Reinforcement

All continuous foundations should be reinforced with a minimum of four #4 steel bars. Two of these should be placed near the top of the foundation, and two should be placed near the bottom. Final structural details of the

footings, such as footing thickness, concrete strength, and amount of reinforcement, should be determined by the project Structural Engineer, but should comply with the above minimums. The earth materials underlying the subject site are in the *low to medium* expansion range. Expansion index tests should be performed at the time of grading, to determine the final expansion index of the graded pads.

5.5.5 Required Observations

Prior to placing concrete in the footing excavations, an observation should be made by the field representative of the Geotechnical Engineer, to confirm that the footing excavations are free of loose and disturbed soils, and are embedded in the recommended earth materials.

5.6 Floor Slab Design

It is recommended that concrete slabs-on-grade be a minimum of 4 inches thick, and be reinforced with a minimum of #4 steel bars placed a minimum of 18 inches on center each way. The exact structural details such as slab thickness, concrete strength, reinforcement, and joint spacing, should be determined by the project Structural Engineer, but should comply with these minimum requirements. Additional expansion index testing should be performed at the time of grading to confirm the expansion index of the final graded pads.

Cracking of concrete flatwork can occur and is relatively common. Steel reinforcement and crack control joints are intended to reduce the risk of concrete slab cracking, as are the use of proper concrete curing, and sometimes fiber reinforced concrete. Also, concrete slabs are generally not perfectly level, but they should be within tolerances included in the project specifications.

Tile flooring can crack, reflecting cracks in the underlying concrete slab. Therefore, if tile flooring is used, the slab designer should consider additional steel reinforcement, above minimum requirements, in the design of concrete slabs-on-grade where tile will be installed. Furthermore, the tile installer should consider installation methods, such as using a vinyl crack isolation membrane between the tile and concrete slab, to reduce the potential for tile cracking.

If earthwork operations are conducted such that the construction sequence is not continuous, or if construction operations disturb the surface soils, it is recommended that the exposed subgrade to support concrete slabs be tested within a day of the concrete pour or placement of sand (or vapor barrier, where utilized) to verify adequate compaction and moisture conditions. If adequate compaction and moisture conditions are not demonstrated, the disturbed subgrade should be over-excavated, scarified, and recompacted in accordance with the guidelines in the *Site Preparation* section of this report *prior* to the slab being poured, or sand and vapor barrier being placed.

5.6.1 Sand and Vapor Barrier

It is recommended that all building floor slabs be underlain by a *minimum* of 4 inches of sand, based on the expansion index range of the onsite soils, and County of Ventura requirements. If soils in the *very low* expansion range are placed *throughout* the upper 4 feet of any given building pad, 2 inches of sand could be utilized. The thickness of sand should comply with the thickness provided in Ventura County Building and Safety Standard B-49, Table 1805.4.2. It is also recommended that a minimum 15-mil thick plastic vapor barrier be used under floor slabs in moisture sensitive areas. The vapor barrier should be installed in accordance with the recommendations contained in the latest version of ASTM E1643.

The literature is mixed regarding the preferred placement of the vapor barrier with respect to the sand and concrete slab. Some designers prefer to place the vapor directly below the concrete slab, and some prefer to sandwich the vapor barrier between layers of sand. It is our opinion, and the opinion of the *California Geotechnical Engineering Association* that the decision of where to place the vapor barrier does not fall under the responsibility or expertise of the Geotechnical Engineer, and we will therefore defer to the project designer on this matter. Appropriate precautions should be taken whichever placement is chosen.

Seams of the vapor barrier should be overlapped and sealed. Where pipes extend through the vapor barrier, the barrier should be sealed to the pipes. Tears or punctures in the vapor barrier should be completely repaired *prior* to placement of concrete. The concrete mix should be designed so as to minimize possible curling of the slab. The concrete slab should be allowed to cure properly before placing vinyl or other moisture-sensitive floor covering.

5.7 Asphalt and Concrete Pavement

5.7.1 Grading

All exterior areas to be paved with asphalt or concrete should be graded in accordance with the general recommendations for site grading as described in the *Site Preparation* section of this report. In proposed parking and driveway areas, and any other exterior flatwork areas (walkways, patios, etc.), any existing fill material, loose or disturbed soils, and relatively porous upper site soils should be over-excavated and recompacted. The depth of over-excavation should extend to a minimum of 3 feet below the current existing site grade, or 12 inches below future subgrade level, whichever is deeper, and a minimum of 12 inches below the bottom of future concrete, asphalt or aggregate base section. If test results show that proper moisture and compaction requirements do not exist just *prior* to placing base or placing pavements, the surface should be scarified, moisture conditioned, and properly recompacted.

Compaction tests will be required for all asphalt and aggregate base. A minimum relative compaction of 95% is required for all asphalt, aggregate base, and upper 12 inches of subgrade soils. The aggregate base should have a minimum *R*-value of 78 and meet recognized industry specifications for aggregate base. Base materials should be placed and compacted in lifts not exceeding 6 inches. Asphalt should *not* be placed if the base is pumping. Base materials are *not* required beneath curbs and gutters, however, if base materials are not utilized beneath the curbs and gutters, it is recommended that the subgrade soils be recompacted to at least 95% relative compaction to a minimum depth of 12 inches below the bottom of curbs and gutters.

5.7.2 Maintenance

Pavement section design assumes that proper maintenance practices, such as sealing and repair of localized areas of distress, are employed throughout the design life of the pavement.

5.7.3 Asphalt Pavement Design

Pavement section calculations were performed for asphalt pavement design for a range in traffic indices. Selection of the appropriate traffic index to use should be made by the Project Civil Engineer based on their knowledge of traffic flow and loadings.

The structural sections for asphalt pavement were computed in general accordance with the Caltrans method (**California Department of Transportation Highway Design Manual**), using a design R-value of 10, based on the results of R-value testing of a representative sample of the upper onsite soils. The results of the R-value testing are included in Appendix B of this report, and recommended pavement sections are summarized in the following table. Note that the City of Ventura may have overriding minimum pavement sections for public streets.

Traffic Index	Thickness (inches)	
	Asphalt	Aggregate Base
5.0	4.0	6.5
6.0	4.0	10.5
7.0	4.0	12.5

5.7.4 Confirmation of R-Value

Additional representative testing to determine the R-value of the subgrade soils in street, parking and driveway areas, should be performed near or after the completion of grading, in order to finalize the pavement section. It should be noted that the pavement section design recommendations presented in this report may change, depending

on the final composition of the subgrade soils. More favorable pavement sections could be utilized if the upper 2 feet of subgrade soils in proposed asphalt pavement areas are constructed utilizing imported soils with an R-value which is *uniformly* and substantially greater than 10.

5.7.5 Concrete Pavement Design

It is recommended that all concrete pavement subject to vehicular traffic be a minimum of 8 inches thick, and be underlain by a minimum of 6 inches of aggregate base. Concrete flatwork subject only to pedestrian traffic (i.e., sidewalks, walkways, patios, etc.) should be a minimum of 5 inches thick, and need not be underlain by aggregate base. All exterior concrete should be reinforced with a minimum of #4 steel bars placed on 18-inch centers each way. Note that the City of Ventura may have overriding minimum concrete sections and reinforcement for public streets and sidewalks.

It is also recommended that the perimeter of all concrete flatwork and hardscape areas have a reinforced, thickened edge, a minimum of 8 inches wide, and extending a minimum of 8 inches below the bottom of the concrete flatwork, and 12 inches below adjacent grade. The purpose of the thickened edge is to reduce the migration of moisture to or from the area below the slab, thereby reducing the amount of moisture fluctuation below the slab, reducing shrinking and swelling and the consequent movement and distress. The use of permeable pavers or any system of un-grouted bricks or pavers is not recommended, due to the potential for increased water penetration and expansive soil movement. These recommendations could be modified if less expansive soils are imported, and are uniformly present within the upper 2 to 3 feet of final subgrade in any given proposed flatwork or pavement area, depending on the type and use of the pavement/flatwork.

Cracking of exterior concrete and other hardscape can occur and is relatively common. Areas underlain by expansive soils are especially prone to movement and cracking. Steel reinforcement, crack control joints and deepened edges are intended to reduce the risk of concrete cracking, as are the use of fiber reinforced concrete and proper concrete curing. The location and severity of concrete cracking can be controlled and reduced through the use of proper jointing and other construction practices, but can never be completely eliminated.

5.8 Retaining Wall Design Criteria

The following retaining wall design information may be utilized in the design of site retaining walls. Retaining wall foundations may be designed utilizing the criteria provided in the *Foundation Design* section of this report.

5.8.1 Static Lateral Earth Pressures

The earth pressure behind retaining walls depends on the allowable wall movement, type of backfill materials, backfill slopes, surcharges, and hydrostatic pressures if any. The following equivalent fluid pressures are recommended for vertical walls with no hydrostatic pressure, no surcharge, no seismic effects, and a backfill slope with a gradient less (flatter) than 5(H):1(V). Seismic lateral forces would be in addition to the static wall pressures provided below, and would be required for walls retaining more than 6 feet.

	Equivalent Fluid Unit Weight (pcf)			
Wall Movement	Clean Sand or Gravel Backfill (GW, GP, SW, SP)	Silty Sand or Silty Gravel Backfill (SM, GM)	Clayey Sand, Clayey Gravel Backfill (SC, GC)	Silts, Clays (ML, CL)
FREE TO DEFLECT	30	40	45	55
RESTRAINED	40	50	60	80

In areas where the retaining walls retain sloping ground steeper than 5(H):1(V), the equivalent unit weights in the above table should be increased by 13 pcf, for gradients up to the maximum allowable of 2(H):1(V).

These values are applicable for backfill placed between the wall stem and an imaginary plane rising at a 45-degree angle from below the edge (heel) of the wall footing. If the onsite soil is used as backfill within this zone, or is

otherwise present within this zone, the equivalent fluid unit weight associated with a soil classification of ML/CL should be used.

The surcharging effect of anticipated adjacent loads on the wall backfill due to traffic, footings, or other loads, should be included in the wall design. The magnitude of lateral load due to surcharging depends on the magnitude of the surcharge, the size of the surcharge-loaded area, and the distance of the surcharge from the wall. We can provide assistance in evaluating the effects of surcharge loading, if desired, once details are known and provided.

5.8.2 Seismic Lateral Earth Pressures

In accordance with the requirements of the 2019 California Building Code, seismic lateral force should be incorporated into the design of all retaining walls retaining more than 6 feet of earth materials. A seismic lateral force of $15.9H^2$ pounds per lineal foot of wall should be added to *cantilevered* walls retaining more than 6 feet of earth materials and level ground, and a seismic lateral force of 26.6H2 pounds per lineal foot of wall should be added to *cantilevered* walls retaining more than 6 feet of earth materials, and sloping ground up to a maximum 2:1 gradient, where H is the retained height, in feet. A seismic lateral force of $25.8H^2$ pounds per lineal foot of wall should be added to *restrained* walls retaining more than 6 feet of earth materials, and level ground, where H is the retained height, in feet. The seismic force should be applied at a height of 0.4H above the bottom of the wall, and would be in addition to the static lateral earth pressures given in the previous section.

5.8.3 Backfill and Drainage

Except for the upper 18 to 24 inches, the soil immediately adjacent to backfilled retaining walls should be free-draining filter material (such as Caltrans Class 2 permeable material), or gravel wrapped in filter fabric, within a minimum horizontal distance of 1-foot from the back face of the wall. As an alternative to either one of these, a drainage tile product such as Miradrain may be applied to the back face of wall, over the waterproofing. Weep holes and/or a subdrain pipe, as appropriate, should be installed at the base of retaining walls. Subdrain pipe should consist of a minimum 4-inch diameter perforated PVC pipe meeting ASTM D2729 or better, surrounded by a minimum of 1 cubic foot of gravel per lineal foot of pipe, and the entire pipe and gravel system should be wrapped in filter fabric, such as Mirafi 140N. Accordion or similar type pipe is *not* acceptable for subdrain pipe. The top 18 to 24 inches should be backfilled with less permeable compacted fill to reduce infiltration. Figure 7 provides a *Typical Retaining Wall Drainage Detail.*

It is recommended that all retaining walls be properly waterproofed. Advanced Geotechnical Services does not practice in the field of waterproofing design, or the inspection of its application.

During grading and backfilling operations adjacent to any wall, heavy equipment should not be allowed to operate within 5 feet laterally of the wall or within a lateral distance equal to the wall height, whichever is greater, to avoid developing excessive lateral pressures. Within this zone, only hand-operated equipment should be used to compact the backfill soils.

6. OBSERVATIONS AND TESTING

Prior to the start of site preparation and/or construction, *it is recommended that a meeting be held with the Contractor to discuss the project.* We recommend that AGS be retained to perform the following tasks prior to, and/or during construction. Please *advise* AGS a minimum 24 hours *prior* to any required site visit. *All approved plans, permits, and geotechnical reports must be at the jobsite and be made available during inspections.*

a. *Review* grading, foundation, and drainage plans to *verify* that the recommendations contained in this report have been properly interpreted and are incorporated into the project specifications. *If we are not accorded the opportunity to review these documents, we can take no responsibility for misinterpretation of our conclusions and recommendations.*

b. *Observe and advise* during all grading activities, including site preparation, foundation and retaining wall excavation, and placement of fill, to *confirm* that suitable fill soils are placed upon competent material, and to allow design changes if subsurface conditions differ from those anticipated, *prior* to the start of construction.

c. *Observe* the installation of all drainage devices.

d. *Test* all fill placed for engineering purposes to *confirm* that suitable fill materials are used and properly compacted.

7. LIMITS AND LIABILITY

All building sites are subject to elements of risk that cannot be wholly identified and/or entirely eliminated. Building sites are subject to many detrimental geotechnical hazards, including but *not* limited to the effects of water infiltration, erosion, concentrated drainage, total settlement, differential settlement, expansive soil movement, seismic shaking, fault rupture, landsliding, and slope creep. The risks from these hazards can be reduced by employing subsurface exploration, laboratory testing, analyses, and experienced geotechnical judgment. Many geotechnical hazards, however, are highly dependent on the property owner properly maintaining the site, drainage facilities, and slope and by correcting any deficiencies found during occupancy of the property in a timely manner. Even with a thorough subsurface exploration and testing program, significant variability between test locations and between sample intervals may exist. Ultimately, geotechnical recommendations are based on the experience and judgment of the geotechnical professionals in evaluating the available data from site observations, subsurface exploration, and laboratory tests. Latent defects can be concealed by earth materials, deposition, geologic history, and existing improvements. If such defects are present, they are beyond the evaluation of the geotechnical professionals. No warranty, expressed or implied, is made or intended in connection with this report, by furnishing of this report, or by any other oral or written statement. Owners and developers are responsible for retaining appropriate design professionals and qualified contractors in developing their property and for properly maintaining the property. Retaining the services of a geotechnical consultant should *not* be construed to relieve the Owner, Developer, or Contractors of their responsibilities or liabilities.

The analysis and recommendations submitted in this report are based in part on our subsurface exploration, laboratory testing, site observations, and provided data on geology and the proposed site development. Our descriptions and the boring logs may show distinctions between fill and native soils, between native (e.g., alluvium, colluvium, slopewash) and bedrock formation, and between soil type (e.g., sands and silty sands). Such distinctions were based on geologic information, grading plans when available, intermittent recovered soil/bedrock samples, and judgment. Delineations between these categories of materials may not be perfect and may be subject to change as more information becomes available. For example, judgments may be clouded when recovered samples are intermittent and small in comparison to the volume of soil under study, and macrostructure that would aid the identification process are not as apparent as they would be when the borehole is geologically downhole logged by entering the excavation. When the age of the fill is old, the difference between the structure of the fill and native materials may be less pronounced, or the degree of bedrock formation weathering sometimes makes it difficult to distinguish between overlying alluvium, colluvium, or slopewash and weathered bedrock formational material. In general, our recommendations are based more on the properties of the materials than on the category of the material type such as fill, alluvium, colluvium, slopewash, or bedrock formation. Furthermore, the actual stratigraphy may be more variable than shown on the logs.

Although this report may comment on or discuss construction techniques or procedures for the design engineer's guidance, this report should *not* be interpreted to prescribe or dictate construction procedures or to relieve the contractor in any way of their responsibility for the construction.
Please be aware that the contract fee for our services to prepare this report does not include additional work that may be required, such as grading observation and testing, footing observations, plan review, or responses to governmental (regulatory) plan reviews associated with you obtaining a building permit. Where additional services

are requested or required, you will be billed for any equipment costs and on an hourly basis for consultation or analysis.

The Geotechnical Engineer's actual scope of work during construction is very limited and does *not* assume the day-to-day physical direction of the work, minute examination of the elements, or responsibility for the safety of the contractor's workers. Our scope of services during construction consists of taking soil tests and making visual observations, sometimes on only an intermittent basis, relating to earthwork or foundation excavations for the project. We do *not* guarantee the contractor's performance, but rather look for general conformance to the intent of the plans and geotechnical report. Any discrepancy noted by us regarding earthwork or foundations will be referred to the Owner, project Engineer, Architect, or Contractor for action.

This report is issued with the understanding that it is the responsibility of the Owner, or of their representative, to ensure that the information and recommendations contained herein are called to the attention of the Architect and Engineers for the project and incorporated into the plan and that the necessary steps are taken to see that the Contractor carry out such recommendations in the field. Advanced Geotechnical Services, Inc., (AGS) has prepared this report for the exclusive use of the Client and authorized agents, and this report should *not* be considered transferable. We do recommend, however, that the report be given to future property Owners for the sole purpose of disclosing the report findings.

Findings of this report are valid as of the date of issuance. Changes in conditions of a property may occur with the passage of time whether attributable to natural processes or works of man on this or adjacent properties. Furthermore, changes in applicable or appropriate standards occur due, for example, to legislation and broadening of knowledge. Accordingly, findings of this report may be invalidated wholly or partially by changes outside our control. Therefore, *this report is subject to our review and remains valid for a maximum period of one year*, unless we issue a written opinion of its continued applicability thereafter.

In the event that any changes in the nature and design (including structural loadings different from those anticipated), or other improvements are planned, the conclusions and recommendations contained in this report shall *not* be considered valid unless the changes are reviewed and conclusions of this report modified or verified in writing.

This report may be subject to review by controlling agencies, and any modifications they deem necessary should be made a part thereof, subject to our technical acceptance of such modifications. All submissions of this report should be in its entirety. Under no circumstances should this report be summarized and synthesized to be quoted out of context for any purpose.

Test findings and statements of professional opinion do *not* constitute a guarantee or warranty, and *no* warranties, either expressed or implied, are made as to the professional advice provided under the terms of this agreement. We have strived, however, to provide our services in accordance with generally accepted geotechnical engineering practices in this community at the time of this report.

excavated at the toe of the slope, and may not be indicative of the actual strength values of the materials which compose the slope, the inaccessible upper portion of which has been observed to be composed of resistant conglomeratic deposits.

Surficial Stability

A surficial stability analysis was performed for the slope which ascends to the east of the subject site. The slope face has been observed and mapped as exposing bedrock materials of the Pico Formation in the upper ranges of the slope, which are mantled by landslide debris, derived from the underlying bedrock, in the lower ranges of the slope.

As the majority of the upper portions of the slope face are observed to have a limited soil thickness, an assumed average soil thickness value of 5-feet was used in our evaluation. A maximum slope angle of approximately 30 degrees has been represented where the landslide debris are present, as detailed on *Cross-Section D-D'*, and this value was used in our evaluation. The material strengths of the materials evaluated in this surficial evaluation are presented in the table in the *Material Strengths* section above.

Our analyses determined that factor of safety values of equal to or greater than 1.5 for static conditions and greater than 1.1 for seismic conditions exist upon the east ascending slope under the interpreted conditions. The output file of this analysis is presented in Appendix A.

Surficial Slope Stability Factors of Safety Summary

Slope Angle	Soil Thickness	Seismic Conditions	Factor of Safety
30 Degrees	5 Feet	Static	1.5
30 Degrees	5 Feet	Seismic Acceleration = 0.196g Horizontal	1.27

Comment 5:
Please provide contour labels for the existing contour lines within the development on the grading plan.

Response 5:
Acknowledged, this has been addressed on the proposed grading plan by the project civil engineer, a copy of which has been utilized as the base map for the *Proposed Site Plan* included as Plate 1 of this response report.

Comment 6:
Additional comments may be provided upon submittal of above information.

Response 6:
Acknowledged.

Stormwater Program Comments

Comment 1:
The submitted documents did not appear to explicitly indicate the total area to be disturbed for construction and the proposed amount of impervious surface, as defined by the TGM.

Response 1:
Acknowledged, to be addressed by others.

Comment 2:
It is noted that the submitted Geotechnical Engineering Study did appear to include infiltration testing results; however, infiltration testing was completed to only four feet below the existing ground surface. The TGM requires infiltration testing 11 feet below the invert of a proposed infiltration BMP. As the applicant appears to propose an

underground BMP, it is assumed that the infiltration testing did not meet the requirements of the TGM. The infiltration safety factor worksheet may be reviewed to account for uncertainty in infiltration rates.

Response 2:
As a part of this response report, additional field infiltration testing was performed in the location of the proposed retention feature to be constructed in the western portion of the property. It is our understanding, based upon communication with the project civil engineer, that the proposed retention feature will consist of a basin to be bottomed at a depth of up to 3-feet below the existing grade.

This additional testing was performed in accordance with the specifications for the falling-head borehole infiltration test method specified in section C.6 of Appendix C of the **Ventura County Technical Manual for Stormwater Quality Control Measures, Manual Errata Update June 2018** (Geosyntec Inc. and Larry Walker Associates 2018). Our additional infiltration testing program consisted of:

a. Drilling, sampling, and logging of six infiltration test borings on August 8, 2023 (Borings PB-1 through PB-6) within the location of the proposed retention feature to be constructed in the western portion of the property. The additional infiltration test locations are shown on Plates 1 and 2 of this response report. The borings were excavated to depths of 3 feet and 14 feet below the existing ground surface with a truck mounted hollow stem auger drill rig for the purpose of evaluating the subsurface soil conditions, and to perform the additional infiltration testing. The earth materials encountered and tested are considered to be representative of the earth materials underlying the site in the vicinity of the areas tested, at the depths tested.

b. Performing field testing to determine the infiltration capabilities of the subsurface materials in below the proposed retention feature.

c. Evaluating and summarizing the infiltration test data as presented in the following paragraphs of this response.

The falling head borehole infiltration test method used consisted of the excavation of the infiltration test holes utilizing a truck mounted hollow stem auger drill rig equipped with an 8-inch diameter auger. The test holes were excavated to the anticipated depth of the bottom of the retention feature, which the project civil engineer informed us will be at approximately 3 feet below the existing grade, and to 11 feet below the anticipated bottom of the proposed retention feature, which is 14 feet below the existing grade. These testing depths are in accordance with the standards detailed in Appendix C of the **Ventura County Technical Manual for Stormwater Quality Control Measures, Manual Errata Update 2018** (Geosyntec Inc. and Larry Walker Associates 2018).

Within each of the infiltration test borings, older alluvium materials were encountered, consisting of clayey silty sand near the existing ground surface to a depth of approximately 12 to 12.5 feet, below which sandy silt materials are present. These materials were observed to be present in a generally slightly moist to moist and dense / stiff condition. Neither groundwater nor seepage were encountered within any of the infiltration test borings. More detailed descriptions of the materials encountered are presented on the Boring Logs included in Appendix A of this response report.

Upon completion of the excavation and sampling operations, each test hole was prepared by installing an appropriate length of 3-inch diameter perforated PVC pipe surrounded by crushed gravel. Twenty-four hours prior to the initiation of the infiltration testing program, each test hole was pre-saturated by filling each hole with water to near the top of the boring excavation.

At the completion of the pre-saturation period, each of the borings were observed to have completely drained. Each test hole was then refilled with water to a height of at least 12-inches above the bottom of the excavation. The water

drop in each test hole was then recorded at 30-minute intervals for a period of 4 hours, and additional water was added to the test hole to restore the top of the water column to a height of approximately 12-inches above the bottom of the boring after each reading. This process was continued for a period of 4 hours for each test boring.

The field infiltration test data is presented on Figures 1 through 3 in Appendix A of this report, and a summary of the field and corrected infiltration test results is presented in the following table, along with the appropriate correction factors and corrected rates, based on the correction factor methodology defined for the "Boring Percolation Test Procedure" on page 8 in the Los Angeles County *Guidelines for Design, Investigation, and Reporting Low Impact Development Stormwater Infiltration* document GS200.1 (Released June 30, 2014). The slowest infiltration rate obtained in each test hole was utilized in these calculations:

Test Hole	Tested Depth (feet)	Stabilized Field Infiltration Rate (minutes/inch)	Stabilized Field Infiltration Rate (inches/hour)	Correction Factor, Per LA County Document GS200.1	Corrected Infiltration Rate (minutes/inch)	Corrected Field Infiltration Rate (inches/hour)
PB-1	14	40	1.5	3.94	157.5	0.38
PB-2	3	18.5	3.25	3.69	68.1	0.88
PB-3	14	48	1.25	4.16	199.5	0.30
PB-4	3	20	3	3.88	77.5	0.77
PB-5	14	34.3	1.75	3.81	130.7	0.46
PB-6	3	15	4	3.63	54.4	1.10

Upon completion of the field testing program, the perforated pipe was removed and the test holes were backfilled with the excavated soil.

It should be noted that due to the depositional environment in which the native earth materials present below the site were deposited, the composition of the materials is somewhat variable with location and depth, and the deposited materials are complexly interbedded. Relatively small changes in grain size and fines content can have a relatively large impact on the soil permeability, as can other factors. As a result, the rates of infiltration as recorded and reported within this response report and our previously published report prepared for the site have been documented to be variable, as should be anticipated. Although lower than previously reported infiltration rates have been recorded, it should be anticipated that non-vertical flow at various depths will be a major contributor to the transport of subsurface water below the site. Additionally, it is worth noting that the testing performed previously was conducted within a 12-inch wide by 12-inch long by 12-inch deep excavation, as opposed to an 8-inch diameter boring, which may additionally account for the variability in reported infiltration rates.

Comment 3:
The submitted conceptual site plans did not appear to identify drainage areas and impervious areas.

Response 3:
Acknowledged, to be addressed by others.

Comment 4:
A PCSMP (i.e., PCSMP output from the applicable sections of the TGM Tool) was not submitted for review.

Response 4:
Acknowledged, to be addressed by others.

Comment 5:
The submitted documents did not appear to indicate the pretreatment proposed for the infiltration BMP.

Appendix L

Noise and Vibration Study



Ventura Ranch Farmworker Housing Complex

Noise and Vibration Study

prepared for

Ventura County
Resource Management Agency, Planning Division
800 South Victoria Avenue
Ventura, California 93009
Contact: Michael Conger, Senior Planner

prepared with the assistance of

Rincon Consultants, Inc.
180 North Ashwood Avenue
Ventura, California 93003

September 2025

RINCON CONSULTANTS

Table of Contents

1 Project Description and Impact Summary 1
1.1 Introduction 1
1.2 Project Location 1
1.3 General Plan Designation 4
1.4 Zoning 4
1.5 Surrounding Land Uses 4
1.6 Description of Project 4
2 Background 18
2.1 Overview of Sound Measurement 18
2.2 Vibration 19
2.3 Sensitive Receivers 20
2.4 Project Noise Setting 20
2.5 Regulatory Settings 23
3 Methodology 26
3.1 Construction Noise 26
3.2 Groundborne Vibration 27
3.3 Operational Noise Sources 27
4 Significance Thresholds 29
4.1 Construction Noise 29
4.2 Groundborne Vibration 29
4.3 On-Site Stationary Operational Noise 30
4.4 Traffic Noise 30
4.5 Impact of the Environment on the Project 30
5 Impact Analysis 31
5.1 Issue 1 – Temporary and Permanent Noise Increase 31
5.2 Issue 2 – Vibration 34
5.3 Issue 3 – Airport Noise 34
5.4 Issue 4 – On-Site Noise and Land Use Compatibility 35
6 Conclusions 36
7 References 37

Tables

Table 1 Summary of Impacts 1
Table 2 Project Summary 6
Table 3 Project Site Noise Monitoring Results – Short Term 21
Table 4 Project Site Noise Monitoring Results – Long Term 21
Table 5 Daytime Construction Activity Noise Threshold Criteria 25
Table 6 Vibration Source Levels for Construction Equipment 27
Table 7 Criteria for Vibration Damage Potential 27
Table 8 Groundborne Vibration Architectural Damage Criteria 29
Table 9 Estimated Noise Levels by Construction Phase at Sensitive Receptors – Phase 1 31
Table 10 Estimated Noise Levels by Construction Phase at Sensitive Receptors – Phase 2 32
Table 11 Estimated Noise Levels by Construction Phase at Sensitive Receptors – Phase 3 33
Table 11 Project Traffic Noise Increases 34

Figures

Figure 1 Regional Project Location 2
Figure 2 Project -Vicinity 3
Figure 3 Proposed Tentative Parcel Map 7
Figure 4 Project Phasing Map 8
Figure 5 Conceptual Site Plan 9
Figure 6 Building Type A Elevations 10
Figure 7 Building Type B Elevations 11
Figure 8 Building Type C Elevations 12
Figure 9 Building Type D Elevations 13
Figure 10 Building Type E, Maintenance and Trash Elevations 14
Figure 11 Conceptual Landscape Plan 16
Figure 12 Approximate Noise Measurment Locations 22

Appendices

Appendix A Noise Measurement Data
Appendix B Roadway Construction Noise Model (RCNM) Results
Appendix C HVAC Manufacturer Specifications

1 Project Description and Impact Summary

1.1 Introduction

This study analyzes the potential noise and vibration impacts of the proposed Ventura Ranch Farmworker Housing Complex (herein referred to as "proposed project" or "project") located in unincorporated Ventura County, California. Rincon Consultants, Inc. (Rincon) prepared this study under contract to the County of Ventura to use in support of the environmental documentation being prepared pursuant to the California Environmental Quality Act (CEQA). The purpose of this study is to analyze the project's noise and vibration impacts related to both temporary construction activity and long-term operation of the project. Table 1 provides a summary of impacts associated with the construction and implementation of the proposed project.

Table 1 Summary of Impacts

Issue	Finding	Applicable Recommendations
Issue 1: Generation of a substantial temporary or permanent increase in ambient noise levels in the vicinity of the project in excess of standards established in the local general plan or noise ordinance, or applicable standards of other agencies.	Less Than Significant Impact	None
Issue 2: Generation of excessive ground-borne vibration or ground-borne noise levels.	Less Than Significant Impact	None
Issue 3: For a project located within the vicinity of a private airstrip or an airport land use plan or, where such a plan has not been adopted, within two miles of a public airport or public use airport, would the project expose people residing or working in the project area to excessive noise levels.	No Impact	None
Issue 4: Would the project conflict with land use compatibility guidelines for noise?	No Conflict	None

1.2 Project Location

The approximately 83-acre project site is located at 4884 North Ventura Avenue (Assessor's Parcel Numbers [APNs] 063-0-110-065, -035, -090, and -145), east of Ventura Avenue and Floral Drive, in unincorporated Ventura County. The project site is located 3.62 miles north of the City of Ventura and is within the City's sphere of influence. The project site currently contains undeveloped open space, an orchard with associated accessory structures (e.g., barns and storage), and a single-family residence with a covered patio and detached garage. Single-family residential uses and open space are located to the north, with undeveloped open space to the east, single-family and agricultural uses to the south, and Highway 33 to the west, across from which is vacant industrial land. Additionally, the project site surrounds a water storage facility, which is not part of the project site. Figure 1 shows the projects' regional location, and Figure 2 shows the project vicinity.

Figure 1 Regional Project Location



Imagery provided by Esri and its licensors © 2025.

24-16460 EPS
Fig 1 Regional Location

Project Location

N

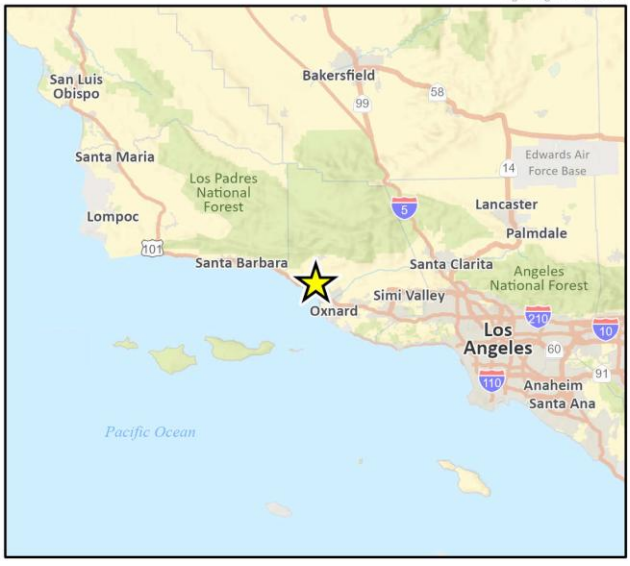

Figure 2 Project -Vicinity



1.3 General Plan Designation

According to the Ventura County 2040 General Plan, the project site has a General Plan land use designation of Open Space (OS) and ECU-Agriculture (ECU-A).[1] The Open Space designation as defined under Section 65560 of the Government Code, is any parcel or area of land or water which is essentially unimproved and devoted to an open-space use. The ECU-Agricultural designation is defined as irrigated lands which are suitable for the cultivation of crops and the raising of livestock within the boundaries of an Existing Community designated area and encompasses parcels of less than the prescribed minimum lot area.[2] Development of the project site with farmworker housing is allowable under the 2040 General Plan with the approval of a planned development permit.

1.4 Zoning

The project site is zoned with a mix of Open Space (OS-160 ac) and Agricultural Exclusive (AE-40 ac). According to the Non-Coastal Zoning Ordinance (NCZO) Section 8104-1.1, the OS zone permits the following land uses: dwellings (including single-family, two-family, multi-family, and accessory dwelling units), employee housing, farmworker housing complexes, transitional and supportive housing, and care facilities (such as day care centers and intermediate care facilities).[3] In addition, according to NCZO Section 8104-1.2, the purpose of the AE zone is to preserve and protect commercial agricultural lands as a limited and irreplaceable resource, to preserve and maintain agriculture as a major industry in Ventura County and to protect these areas from the encroachment of nonrelated uses which, by their nature, would have detrimental effects upon the agriculture industry.[4] The project site's existing zoning allows for the development of farmworker housing with approval of a planned development permit.

1.5 Surrounding Land Uses

Surrounding land uses include a mix of very low- and low-density residential areas, as well as industrial and commercial land uses. The project site is bordered by residential housing to the north, open space to the east, additional residential housing and a dog kennel to the south, and vacant industrial land to the west.

1.6 Description of Project

The proposed project involves construction of a 328-unit farmworker housing complex, restricted to farmworkers who qualify as lower income (100 percent affordable), which is classified as individuals and families whose income is 80 percent and below the area median income. The housing complex would be constructed on three parcels (Parcels 1, 2, and 3) totaling 19.8-acres. The project would set aside the remaining approximately 63-acre parcel (Parcel 4), as a conservation parcel that would be transferred to a Planning Director-approved conservation organization or public agency to remain as

[1] 'ECU' refers to Existing Communities and Urban designated areas

[2] Ventura County. 2020. 2040 General Plan, Land Use and Community Character Element https://docs.vcrma.org/images/pdf/planning/plans/Final_2040_General_Plan_docs/VCGPU_02_Land_Use_Element_2020_09_15_web.pdf (accessed February 2025).

[3] Ventura County Planning Division. 2025. Ventura County Non-Coastal Zoning Ordinance, Division 8, Chapter 1 of the Ventura County Ordinance Code. Available: https://www2.vcrma.org/wp-content/uploads/2024/06/ventura-county-non-coastal-zoning-ordinance.pdf. (accessed May 2025).

[4] ibid

open space in perpetuity. The existing farmhouse on the project site would be demolished while the existing orchard would be retained on Parcel 4. The proposed project land uses are illustrated in the Tentative Parcel Map, Figure 3.

The project would include construction of 328 residential units within 18 buildings, developed in three phases. Phase 1 would consist of 92 units within five residential buildings on 6.11-acres. Phase 2 would consist of 104 units within six residential buildings on 4.31-acres. Phase 3 would be developed with 132 units within seven buildings on 8.66 acres. Each residential building would consist of a mix of one-, two-, and three-bedroom units, and would vary between 12 and 24 units. The project phasing plan is depicted in Figure 4.

The development would also involve the construction of one free standing community center, a second community center within one of the residential buildings, two maintenance buildings, and eight trash enclosures. Residential amenities would be comprised of play fields, a teen/adult recreation amenity, playground equipment, a community garden, walking paths, and electric vehicle (EV) charging stations. The proposed project would feature a community center with an active area in the northwestern corner of the project site, a playground for children aged five to twelve in the southeastern corner, another playground for children aged two to five in the southeastern corner, and a central green recreation plaza located near the heart of the residential area. Covenants, conditions, and restrictions (CC&Rs) will be established to outline the maintenance and operation obligations for the access easements, community centers, and recreational facilities and mutual rights of access to the amenities between the three residential parcels.

The proposed residential structures would feature a combination of one-, two-, and three-story buildings, with a maximum height of 35 feet. The proposed buildings would be designed in a modern Spanish Colonial style with tile roofing, dark vinyl windows, beige cement plaster, dark brown gutters and downspouts, light brown beams, rafter tails and doors, and decorative tiles. Table 2 provides further project development details. Figure 5 depicts the conceptual project site plan and Figure 6 through Figure 10 provide visual renderings of the proposed building elevations.

Table 2 Project Summary

Project Component	Phase 1	Phase 2	Phase 3
Building Types			
Residential (A)	50,180 sf	50,180 sf	75,270 sf
Residential (B)	34,114 sf	34,114 sf	51,171 sf
Residential (C)	12,758 sf	25,516 sf	N/A
Community Center + Residential (D)	N/A	N/A	17,400 sf
Community Center (E)	4,810 sf	N/A	N/A
Maintenance Building	637 sf	N/A	637 sf
Trash Enclosures	660 sf	440 sf	660 sf
Total Floor Area	**103,159 sf**	**110,250 sf**	**145,138 sf**
Sitewide Open Space, Landscaping, and Parking			
Landscaping			188,957 sf (4.34 acres)
Total Open Space			**248,624 sf (5.71 acres)**
Common			230,758 sf (5.30 acres)
Private			17,876 sf (0.41 acres)
Conservation Space (open space)			2,759,090 sf (63.34 acres)
Total Vehicle Parking			**585 spaces**
Vehicle Parking			585 spaces
Accessible Parking Spaces			27 spaces

sf = square feet

Figure 3 Proposed Tentative Parcel Map

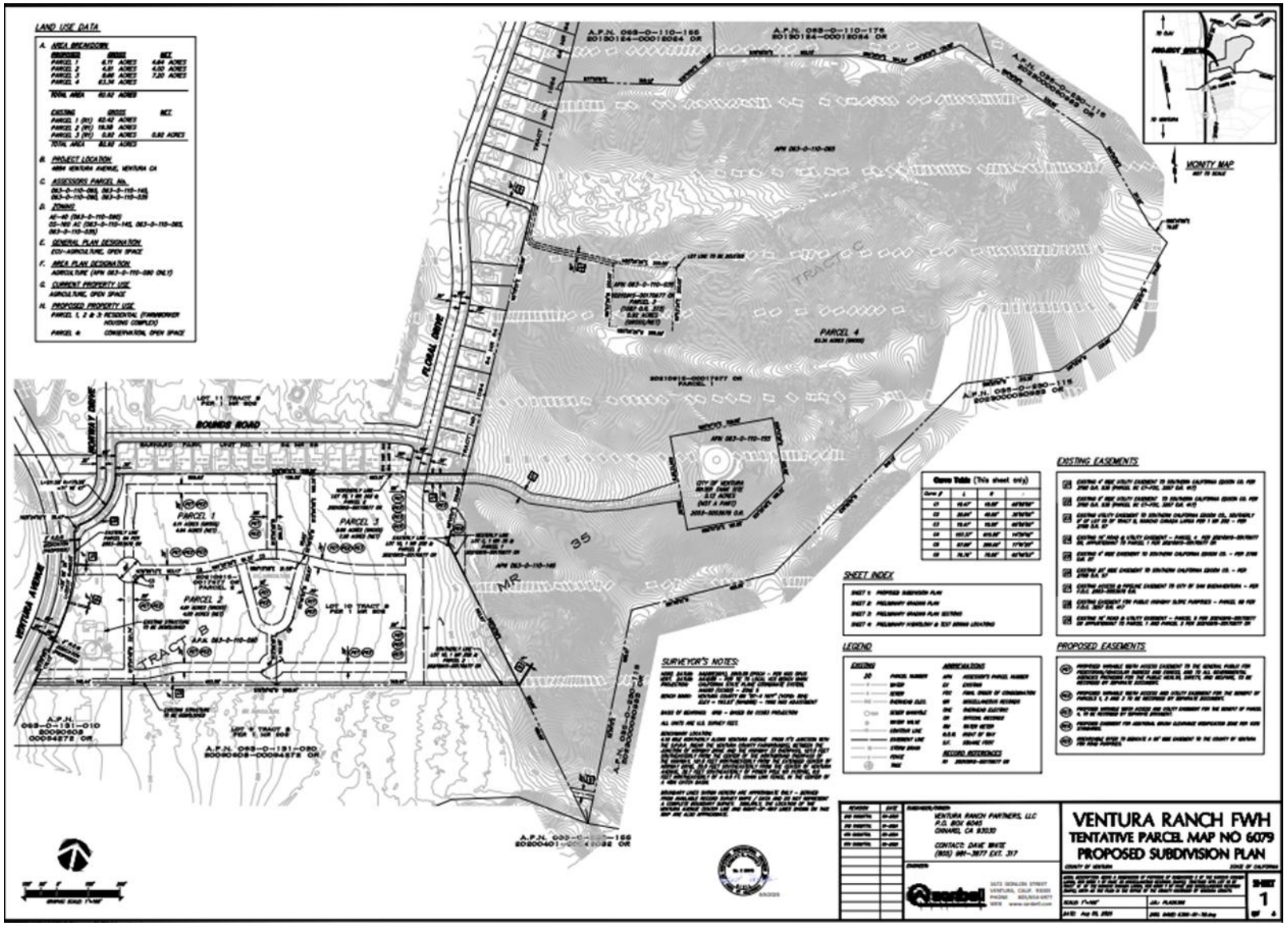

Figure 4 Project Phasing Map

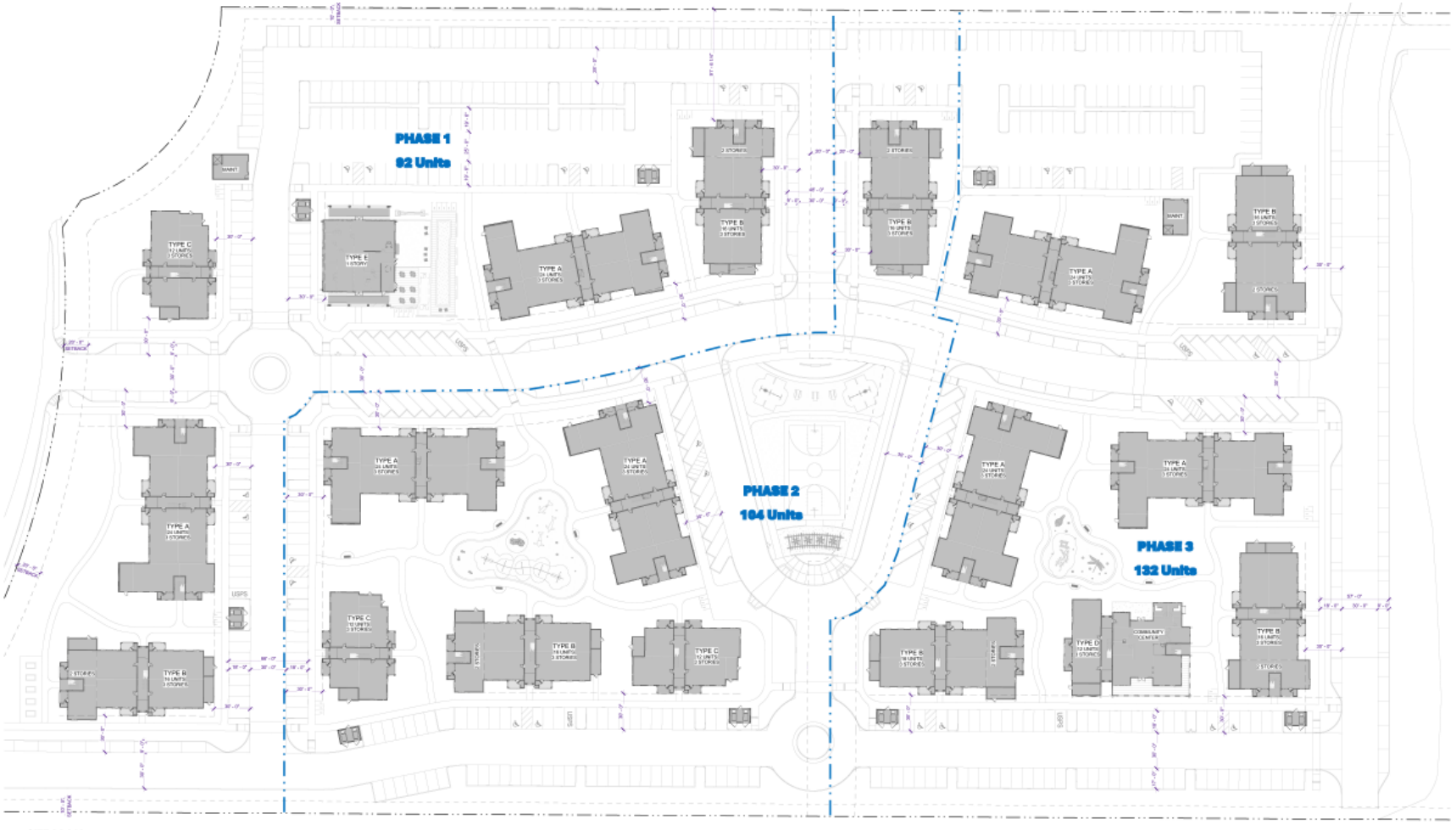

Figure 5 Conceptual Site Plan

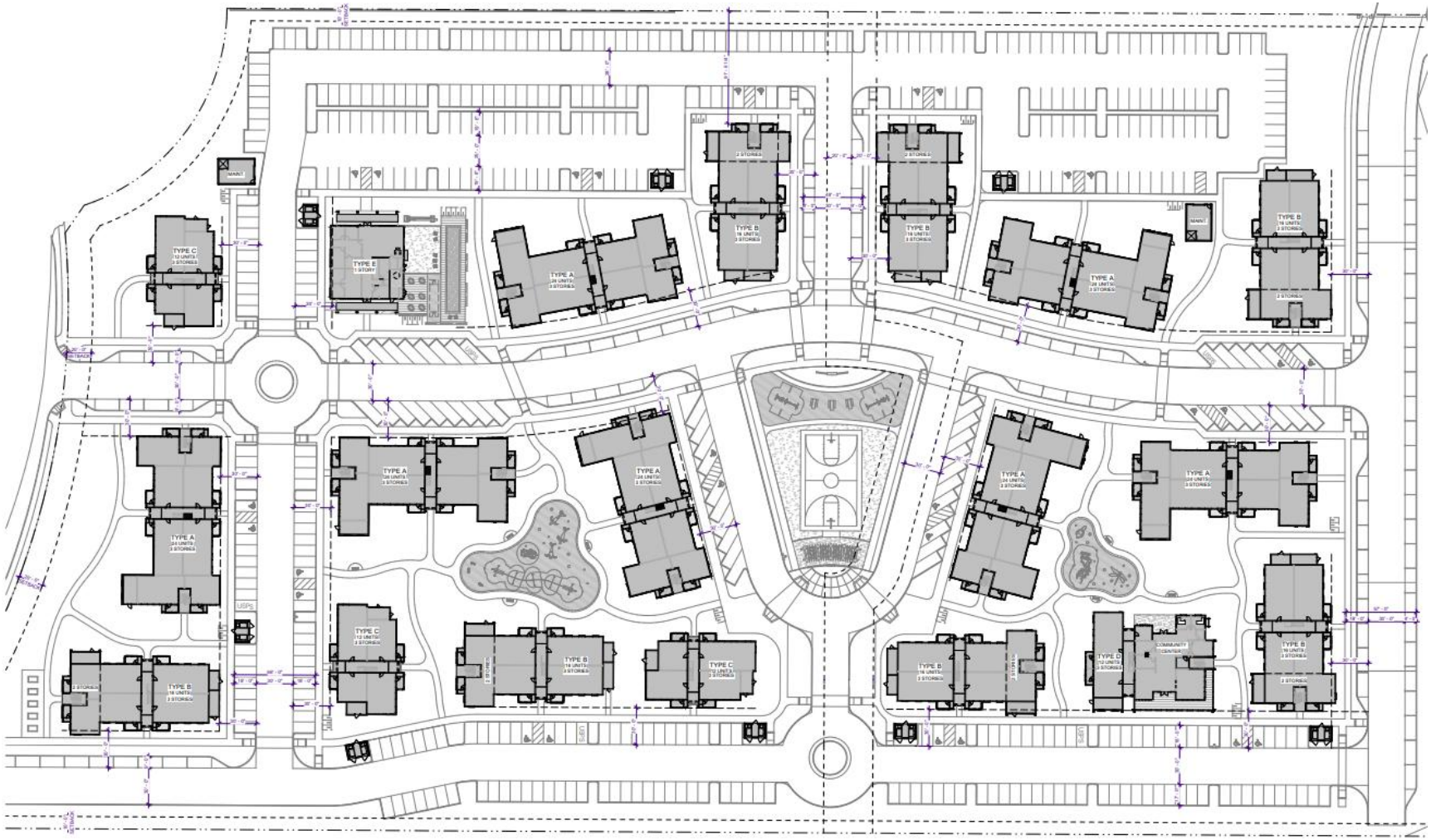

Figure 6 Building Type A Elevations



Figure 7 Building Type B Elevations



Figure 8 Building Type C Elevations



Figure 9 Building Type D Elevations



Figure 10 Building Type E, Maintenance and Trash Elevations



Site Access and Parking

Regional access to the site is provided by the Ojai Freeway (SR-33). Local site access and internal circulation would be provided by two driveways off Ventura Avenue and private interior streets. A connection to Floral Drive in the northwest corner would be provided for emergency use only, with a locked emergency access gate only available to first responders. The project proposes 30-foot-wide access roads that would extend through the project site before ending at the eastern boundary of the site. The access roads would provide access to all proposed parking spaces and garages and would enable internal circulation of vehicles and bicycles on-site.

The proposed project would feature 565 parking spaces, including 27 ADA spaces and guest parking. Additionally, the project would provide EV charging stations in accordance with CALGreen requirements.

Utilities

The project would require new connections to existing utilities infrastructure, including water, wastewater, and electricity. The buildings would be all-electric, and no natural gas would be supplied to the project site. The project would be served by Ojai Valley Sanitation District for sewer, Ventura Water for water, and Southern California Edison for electricity.

Landscaping

The project would add 188,957 square feet of landscaping to the residential portion of the project site. Project landscaping would include trees, succulents, and shrubs throughout the project site. The project would involve the removal of six protected trees, including five heritage trees and one native protected tree. In addition to removal, there would be encroachment into the Tree Protection Zones (TPZ) of four other protected trees during construction. The project landscaping plan would provide for replacement trees or payment of an in-lieu fee consistent with NCZO Sec. 8107-25 requirements. Planting would be split into three zones (Zones 0, 1, and 2) throughout the project site following a planting plan that would comply with the Ventura County Fire Department (VCFD) fire clearance requirements per VCFD Standard 515.

Zone 0 would contain no trees and consist of non-woody, small herbaceous or succulent plants. These plants would be spaced at least twice their height apart. Additionally, designers and contractors would adhere to fire clearance requirements regarding setbacks, vine placement, and combustible materials. Zone 1 would include trees planted 20 feet apart, with no canopy extending within 10 feet of buildings. Shrubs would have a maximum height and width of four feet, spaced at twice their height. Groundcovers would be no taller than 12 inches, with groupings not exceeding 200 square feet and spaced at twice their height. Zone 2 would include trees planted 10 feet apart. Shrub groupings would not exceed four feet in height or 50 square feet in area. Individual shrubs would have a maximum height of six feet and width of four feet, spaced at twice their height. Ground covers would be no taller than 18 inches, with groupings not exceeding 500 square feet and spaced at twice their height. The plant palette would be comprised of non-invasive species known to thrive in the local mediterranean climate and soil condition.

Figure 11 Conceptual Landscape Plan



Project Construction

Project construction would be developed in three phases. Phase 1 construction would occur over approximately 20 months and would involve approximately 14 days of demolition, 90 days of site preparation, 30 days of grading, 14 months of building construction, and 30 days of architectural coating. Excavation and trenching for utilities would involve a maximum depth of up to approximately 10 feet below ground surface. Phase 1 would be operational in 2028.

Phase 2 construction would occur over approximately 20 months and would involve approximately 90 days of site preparation, 30 days of grading, 14 months of building construction, and 30 days of architectural coating. Excavation and trenching for utilities would involve a maximum depth of up to approximately 10 feet below ground surface. Phase 2 would be operational in 2030.

Phase 3 construction would occur over approximately 20 months and would involve approximately 90 days of site preparation, 30 days of grading, 14 months of building construction, and 30 days of architectural coating. Excavation and trenching for utilities would involve a maximum depth of up to approximately 10 feet below ground surface. Phase 3 would be operational in 2032.

A total of 5,700 sf of existing buildings and accessory structures would be demolished and removed from the site. A total of 17,000 cubic yards of soil would be imported during project construction. Exported soil, demolished building materials, and construction waste is anticipated to be taken to Toland Road Landfill located approximately 17.6 miles northeast of the project site.

2 Background

2.1 Overview of Sound Measurement

Sound is a vibratory disturbance created by a moving or vibrating source, which is capable of being detected by the hearing organs. Noise is defined as sound that is loud, unpleasant, unexpected, or undesired and may therefore be classified as a more specific group of sounds. The effects of noise on people can include general annoyance, interference with speech communication, sleep disturbance, and, in the extreme, hearing impairment (California Department of Transportation [Caltrans] 2013).

Noise levels are commonly measured in decibels (dB) using the A-weighted sound pressure level (dBA). The A-weighting scale is an adjustment to the actual sound pressure levels so that they are consistent with the human hearing response, which is most sensitive to frequencies around 4,000 Hertz and less sensitive to frequencies around and below 100 Hertz (Kinsler, et. al. 1999). Decibels are measured on a logarithmic scale that quantifies sound intensity in a manner similar to the Richter scale used to measure earthquake magnitudes. A doubling of the energy of a noise source, such as doubling of traffic volume, would increase the noise level by 3 dB; dividing the energy in half would result in a 3 dB decrease (Crocker 2007).

Human perception of noise has no simple correlation with sound energy. The perception of sound is not linear in terms of dBA or in terms of sound energy. Two sources do not "sound twice as loud" as one source. It is widely accepted that the average healthy ear can barely perceive changes of 3 dBA, increase or decrease (i.e., twice the sound energy); that a change of 5 dBA is readily perceptible; and that an increase (or decrease) of 10 dBA sounds twice (half) as loud (Crocker 2007).

Sound changes in both level and frequency spectrum as it travels from the source to the receptor. The most obvious change is the decrease in level as the distance from the source increases. The manner by which noise reduces with distance depends on factors such as the type of sources (e.g., point or line, the path the sound will travel, site conditions, and obstructions). Noise levels from a point source typically attenuate, or drop off, at a rate of 6 dBA per doubling of distance (e.g., construction, industrial machinery, ventilation units). Noise from a line source (e.g., roadway, pipeline, railroad) typically attenuates at about 3 dBA per doubling of distance (Caltrans 2013). The propagation of noise is also affected by the intervening ground, known as ground absorption. A hard site, such as a parking lot or smooth body of water, receives no additional ground attenuation and the changes in noise levels with distance (drop-off rate) result from simply the geometric spreading of the source. An additional ground attenuation value of 1.5 dBA per doubling of distance applies to a soft site (e.g., soft dirt, grass, or scattered bushes and trees) (Caltrans 2013). Noise levels may also be reduced by intervening structures; the amount of attenuation provided by this "shielding" depends on the size of the object and the frequencies of the noise levels. Natural terrain features such as hills and dense woods, and man-made features such as buildings and walls, can significantly alter noise levels. Generally, any large structure blocking the line of sight will provide at least a 5-dBA reduction in source noise levels at the receptor (Federal Highway Administration [FHWA] 2011). Structures can substantially reduce exposure to noise as well. The FHWA's guidelines indicate that modern building construction generally provides an exterior-to-interior noise level reduction of 20 to 35 dBA with closed windows.

The impact of noise is not a function of loudness alone. The time of day when noise occurs, and the duration of the noise are also important factors of project noise impact. Most noise that lasts for more

than a few seconds is variable in its intensity. Consequently, a variety of noise descriptors have been developed. One of the most frequently used noise metrics is the equivalent noise level (L_{eq}); it considers both duration and sound power level. L_{eq} is defined as the single steady A-weighted level equivalent to the same amount of energy as that contained in the actual fluctuating levels over time. Typically, L_{eq} is summed over a one-hour period. L_{max} is the highest root mean squared (RMS) sound pressure level within the sampling period, and L_{min} is the lowest RMS sound pressure level within the measuring period (Crocker 2007).

Noise that occurs at night tends to be more disturbing than that occurring during the day. Community noise is usually measured using Day-Night Average Level (DNL), which is the 24-hour average noise level with a +10 dBA penalty for noise occurring during nighttime (10:00 p.m. to 7:00 a.m.) hours; it is also measured using Community Noise Equivalent Level (CNEL), which is the 24-hour average noise level with a +5 dBA penalty for noise occurring from 7:00 p.m. to 10:00 p.m. and a +10 dBA penalty for noise occurring from 10:00 p.m. to 7:00 a.m. (Caltrans 2013). Noise levels described by DNL and CNEL usually differ by about 1 dBA. The relationship between the peak-hour L_{eq} value and the DNL/CNEL depends on the distribution of traffic during the day, evening, and night. Quiet suburban areas typically have CNEL noise levels in the range of 40 to 50 dBA, while areas near arterial streets are in the 50 to 60-plus CNEL range. Normal conversational levels are in the 60 to 65-dBA L_{eq} range; ambient noise levels greater than 65 dBA L_{eq} can interrupt conversations (Federal Transit Administration [FTA] 2018).

2.2 Vibration

Groundborne vibration of concern in environmental analysis consists of the oscillatory waves that move from a source through the ground to adjacent structures. The number of cycles per second of oscillation makes up the vibration frequency, described in terms of Hz. The frequency of a vibrating object describes how rapidly it oscillates. The normal frequency range of most groundborne vibration that can be felt by the human body starts from a low frequency of less than 1 Hz and goes to a high of about 200 Hz (Crocker 2007).

While people have varying sensitivities to vibrations at different frequencies, in general they are most sensitive to low-frequency vibration. Vibration in buildings, such as from nearby construction activities, may cause windows, items on shelves, and pictures on walls to rattle. Vibration of building components can also take the form of an audible low-frequency rumbling noise, referred to as groundborne noise. Groundborne noise is usually only a problem when the originating vibration spectrum is dominated by frequencies in the upper end of the range (60 to 200 Hz), or when foundations or utilities, such as sewer and water pipes, physically connect the structure and the vibration source (FTA 2018). Although groundborne vibration is sometimes noticeable in outdoor environments, it is almost never annoying to people who are outdoors. The primary concern from vibration is that it can be intrusive and annoying to building occupants and vibration-sensitive land uses.

Vibration energy spreads out as it travels through the ground, causing the vibration level to diminish with distance away from the source. High-frequency vibrations diminish much more rapidly than low frequencies, so low frequencies tend to dominate the spectrum at large distances from the source. Discontinuities in the soil strata can also cause diffractions or channeling effects that affect the propagation of vibration over long distances (Caltrans 2020). When a building is impacted by vibration, a ground-to-foundation coupling loss will usually reduce the overall vibration level.

However, under rare circumstances, the ground-to-foundation coupling may actually amplify the vibration level due to structural resonances of the floors and walls.

Vibration amplitudes are usually expressed in peak particle velocity (PPV) in inches per second (in./sec.). PPV is defined as the maximum instantaneous positive or negative peak of a vibration signal. PPV is often used in monitoring of blasting and construction vibration because it is related to the stresses that are experienced by buildings (Caltrans 2020).

2.3 Sensitive Receivers

Noise exposure goals for various types of land uses reflect the varying noise sensitivities associated with those uses. The Hazard and Safety Element of the of the Ventura County 2040 General Plan states that noise sensitive land uses are generally considered to include those uses where noise exposure could result in health-related risks to individuals, as well as places where quiet is an essential element of their intended purpose noise sensitive land uses as (Ventura County 2020). Noise sensitive receivers are determined to be: residences; schools; historic sites; cemeteries; parks, recreation, and open space areas; hospitals and care facilities; sensitive wildlife habitats, including the habitat of rare, threatened, or endangered species; hotels and other short-term lodging (e.g., bed and breakfasts, and motels); places of worship; and libraries. Noise sensitive receptors near the project site include single-family residences adjacent to the northern and southern project boundary. The nearest school is the La Petite Academy of Ventura, located approximately 2.1 miles to the south.

Vibration sensitive receivers are similar to noise sensitive receivers, such as residences, and institutional uses, such as schools, churches, and hospitals. However, vibration sensitive receivers also include buildings where vibrations may interfere with vibration-sensitive equipment. Vibration sensitive receivers nearest to the site include single-family residences adjacent to the northern and southern project boundary.

2.4 Project Noise Setting

The most prominent source of noise in the project site vicinity is vehicular traffic from the SR-33 freeway and other surrounding roadways. To characterize ambient sound levels at and near the project site, four 15-minute sound level measurements were conducted on March 18, 2025, and one 24-hour measurement was conducted on March 18-19, 2025. Short-term (ST) noise Measurement 1 was taken near the midpoint of the western boundary of project site; ST-2 was taken near the southeast corner of on-site farm orchard; ST-3 was taken at the southern end of Floral Drive and ST-4 was taken near southeast corner of Norway Drive and East Bounds Drive. The 24-hour measurement (LT1) was placed near the midpoint of the western boundary of project site. Noise measurement locations are shown in Figure 12.

The measurements were completed using a Piccolo II sound level meter fitted with a windscreen. The meter complies with American National Standards Institute (ANSI) Standard S1.4. The sound level meters were set to “slow” response and “A” weighting (dBA). The meters were calibrated prior to and after the monitoring period. All measurements were at least five feet above the ground and away from reflective surfaces. Table 3 and Table 4 summarize the results of the noise measurements. Detailed sound level measurement data are included in Appendix A.

Table 3 Project Site Noise Monitoring Results – Short Term

Measurement	Location	Sample Times	Approximate Distance to Primary Noise Source	L_{eq} (dBA)	L_{max} (dBA)	L_{min} (dBA)
ST-1	Near the midpoint of the western boundary of project site	3:14–3:29 p.m.	Approximately 40 feet to centerline of North Ventura Ave. Approximately 230 feet to the nearest lane of SR-33.	67	85	51
ST-2	Near the southeast corner of on-site farm orchard.	3:14–3:29 p.m.	Approximately 1,545 feet to centerline of North Ventura Avenue. Approximately 1,690 feet to the nearest lane of SR-33.	48	55	42
ST-3	Southern end of Floral Drive	3:14–3:29 p.m.	Approximately 130 feet to centerline of East Bounds Road.	56	70	43
ST-4	Near southeast corner of Norway Drive and E. Bounds Drive	3:35–3:50 p.m.	Approximately 60 feet east of Norway Drive. Approximately 275 feet east of SR-33.	52	67	44

Approximate noise measurement locations are shown in Figure 12.

Table 4 Project Site Noise Monitoring Results – Long Term

Sample Time	dBA L_{eq}	Sample Time	dBA L_{eq}
LT1 – Midpoint of Western Boundary of Project Site, March 18–19, 2025			
2:00 p.m.	63.9	2:00 a.m.	51.3
3:00 p.m.	67.1	3:00 a.m.	51.8
4:00 p.m.	65.7	4:00 a.m.	58.4
5:00 p.m.	65.9	5:00 a.m.	63.3
6:00 p.m.	64.2	6:00 a.m.	66.9
7:00 p.m.	65.4	7:00 a.m.	68.5
8:00 p.m.	64.2	8:00 a.m.	67.6
9:00 p.m.	62.5	9:00 a.m.	66.1
10:00 p.m.	60.3	10:00 a.m.	64.9
11:00 p.m.	59.5	11:00 a.m.	62.7
12:00 a.m.	55.3	12:00 p.m.	62.2
1:00 a.m.	53.2	1:00 p.m.	63.5
24-hour Noise Level (CNEL)			**68.6**

Source: Rincon Consultants, field measurements conducted on March 18–19, 2025, using ANSI Type II Integrating sound level meter. See Appendix A.

Figure 12 Approximate Noise Measurment Locations



2.5 Regulatory Setting

Federal

FTA Transit and Noise Vibration Impact Assessment Manual

The Federal Transit Authority (FTA) provides reasonable criteria for assessing construction vibration impacts based on the potential for adverse community reaction in their *Transit and Noise Vibration Impact Assessment Manual* (FTA 2018).

State

The state of California regulates freeway noise, sets standards for sound transmission, provides occupational noise control criteria, identifies noise standards, and provides guidance for local land use compatibility. State law requires each county and city to adopt a General Plan that includes a Noise Element prepared per guidelines adopted by the Governor's Office of Planning and Research. The purpose of the Noise Element is to limit the exposure of the community to excessive noise levels. The California Environmental Quality Act requires all known environmental effects of a project be analyzed, including environmental noise impacts.

California Building Code (CCR Title 24, Part 2)

California adopted noise insulation standards for residential buildings (Title 24, Part 2, California Code of Regulations, section 1206, et. seq.). Title 24 establishes standards for interior room noise (attributable to outside noise sources). A project must be designed to limit intruding noise to an interior CNEL (or L_{dn}) of at least 45 dBA in any habitable room.

Local

Ventura County 2040 General Plan

The Hazards and Safety Element of the 2040 General Plan identifies sources of noise and provides goals, objectives, and policies to ensure that noise from various sources, including transportation and stationary sources, does not create an unacceptable noise environment. The following policies and implementation actions from the Noise section of the Hazards and Safety Element are relevant to the proposed project (Ventura County 2020):

POLICIES

- **Policy HAZ-9.1: Limiting Unwanted Noise.** Ventura County shall prohibit discretionary development which would be impacted by noise or generate project-related noise which cannot be reduced to meet the standards prescribed in Policy Haz-9.2. This policy does not apply to noise generated during the construction phase of a project.
- **Policy HAZ-9.2: Noise Compatibility Standards.** Ventura County shall review discretionary development for noise compatibility with surrounding uses. Ventura County shall determine noise based on the following standards:

    1) New noise sensitive uses proposed to be located near highways, truck routes, heavy industrial activities and other relatively continuous noise sources shall incorporate noise control measures so that indoor noise levels in habitable rooms do not exceed Community Noise Equivalent Level (CNEL) 45 and outdoor noise levels do not exceed CNEL 60 or Leq1H of 65 dB(A) during any hour.

2) New noise sensitive uses proposed to be located near highways, truck routes, heavy industrial activities and other relatively continuous noise sources shall incorporate noise control measures so that indoor noise levels in habitable rooms do not exceed Community Noise Equivalent Level (CNEL) 45 and outdoor noise levels do not exceed CNEL 60 or Leq1H of 65 dB(A) during any hour.
3) New noise sensitive uses proposed to be located near airports:

   a) Shall be prohibited if they are in a Community Noise Equivalent Level (CNEL) 65 dB or greater noise contour; or

   b) Shall be permitted in the Community Noise Equivalent Level (CNEL) 60 dB to CNEL 65 dB noise contour area only if means will be taken to ensure interior noise levels of CNEL 45 dB or less.

4) New noise generators, proposed to be located near any noise sensitive use, shall incorporate noise control measures so that ongoing outdoor noise levels received by the noise sensitive receptor, measured at the exterior wall of the building, does not exceed any of the following standards:

   a) Leq1H of 55dB(A) or ambient noise level plus 3dB(A), whichever is greater, during any hour from 6:00 a.m. to 7:00 p.m.; control measures so that indoor noise levels in habitable rooms do not exceed

   b) Leq1H of 50dB(A) or ambient noise level plus 3dB(A), whichever is greater, during any hour from 7:00 p.m. to 10:00 p.m.; and
   c) Leq1H of 45dB(A) or ambient noise level plus 3dB(A), whichever is greater, during any hour from 10:00 p.m. to 6:00 a.m.

5) Construction noise shall be evaluated and, if necessary, mitigated in accordance with the Construction Noise Threshold Criteria and Control Measures (CNTCCP 2010).

- **Policy HAZ-9.4: Acoustical Analysis Required.** Ventura County shall require an acoustical analysis by a qualified acoustical engineer for discretionary development involving noise exposure or noise generation in excess of the established standards. The analysis shall provide documentation of existing and projected noise levels at on-site and off-site receptors and shall recommend noise control measures for mitigating adverse impacts.
- **Policy HAZ-9.7: Noise Control Priorities.** The priorities for noise control for discretionary development shall be as follows:

  1) Reduction of noise emissions at the source.

  2) Attenuation of sound transmission along its path, using barriers, landform modification, dense plantings, building orientation and placement, and the like.

  3) Rejection of noise at the reception point using noise control building construction, hearing protection or other means.

- **Policy HAZ-9.8: Implement Noise Control Measures for Traffic Noise.** Ventura County shall require noise control measures to be implemented along roadways for new discretionary development generating traffic noise if the following circumstances would exist:

  1) The discretionary development would result in an increase in traffic noise levels of 3 dBA or greater in an area where traffic noise levels under existing conditions exceed a County noise compatibility standard stated in Policy HAZ 9.2

Ventura County Construction Noise Threshold Criteria and Control Plan

According to the Ventura County Construction Noise Threshold Criteria and Control Plan, construction work should comply with Ventura County of Ventura's daytime construction noise threshold criteria (NTC). Normally, no evening or nighttime construction activity is permitted in areas having noise sensitive receptors. However, in the event such activity is permitted, reduced noise threshold criteria are provided for construction that might occur during evening and /or nighttime hours. Emergency work is exempt from these construction noise thresholds. The thresholds are described below.

Daytime Construction. Daytime (7:00 a.m. to 7:00 p.m. Monday through Friday and from 9:00 a.m. to 7:00 p.m. Saturday, Sunday and local holidays) generally means any time period not specifically defined as a more noise sensitive time period. The daytime construction noise threshold criteria are given in Table 5. Depending on project duration, the daytime noise threshold criteria shall be the greater of the fixed Leq(h) limit (which includes non-construction evening and nighttime noise) or the measured ambient Leq(h) plus 3 dB. The only sensitive daytime receivers that these thresholds apply to are hospitals, nursing homes, schools, churches, and libraries. County construction noise thresholds only apply to residential receivers during the evening (7:00 p.m. to 10:00 p.m.) and nighttime (10:00 p.m. to 7:00 p.m.).

Table 5 Daytime Construction Activity Noise Threshold Criteria

Construction Duration Affecting Noise-sensitive Receptors	Noise Threshold Criteria shall be the greater of these noise levels at the nearest receptor area or 10 feet from the nearest noise-sensitive building	
	Fixed Leq(h), dBA	Hourly Equivalent Noise Level (Leq), dBA[1, 2]
0 to 3 days	75	Ambient Leq(h) + 3 dB
4 to 7 days	70	Ambient Leq(h) + 3 dB
1 to 2 weeks	65	Ambient Leq(h) + 3 dB
2 to 8 weeks	60	Ambient Leq(h) + 3 dB
Longer than 8 weeks	55	Ambient Leq(h) + 3 dB

[1] The instantaneous Lmax shall not exceed the NTC by 20 dBA more than 8 times per daytime hour.

[2] Local ambient Leq measurements shall be made on any mid-weekday prior to project work.

Note: The only sensitive daytime receivers that these thresholds apply to are hospitals, nursing homes, schools, churches, and libraries. County noise thresholds only apply to residential receivers during the evening (7:00 p.m. to 10:00 p.m.) and nighttime (10:00 p.m. to 7:00 p.m.), in which project construction would not occur.

Source: County of Ventura 2010

Maximum Construction Noise. In addition, the construction-related, slow response, instantaneous maximum noise (Lmax) shall not exceed the noise threshold criteria by 20 dBA more than eight times per daytime hour, more than six times per evening hour and more than four times per nighttime hour.

3 Methodology

3.1 Construction Noise

Construction noise was estimated using the Federal Highway Administration (FHWA) Roadway Construction Noise Model (RCNM) (FHWA 2006). RCNM predicts construction noise levels for a variety of construction operations based on empirical data and the application of acoustical propagation formulas. Using RCNM, construction noise levels were estimated at noise sensitive receivers near the project site. RCNM provides reference noise levels for standard construction equipment, with an attenuation of 6 dBA per doubling of distance for stationary equipment.

Variation in power imposes additional complexity in characterizing the noise source level from construction equipment. Power variation is accounted for by describing the noise at a reference distance from the equipment operating at full power and adjusting it based on the duty cycle of the activity to determine the L_{eq} of the operation (FHWA 2018). Each phase of construction has a specific equipment mix, depending on the work to be accomplished during that phase. Each phase also has its own noise characteristics; some will have higher continuous noise levels than others, and some have high-impact noise levels.

Construction activity would result in temporary noise in the project area, exposing surrounding sensitive receivers to increased noise levels. The project would involve demolition, site preparation, grading, building construction, paving, and architectural coating. Construction noise would typically be higher during the heavier periods of initial construction (i.e., demolition, grading and site preparation) and would be lower during the later construction phases. Typical heavy construction equipment during project grading could include excavators, scrapers, loaders, and rollers. It is assumed that diesel engines would power all construction equipment. Construction equipment would not all operate at the same time or location. In addition, construction equipment would not be in constant use during the 8-hour operating day.

Construction equipment is typically dispersed in various areas of a site, with only a limited amount of equipment operating near a given location at a particular time. For this reason, the FTA's *Transit Noise and Vibration Impact Assessment* (FTA 2018) document (page 177) recommends to "assume that all equipment operates at the center of the project." Therefore, it is standard industry practice to analyze average construction noise from the center of the project site, which represents the approximate center of where noise would be generated because equipment moves around the project site throughout the workday.

The project would not include evening or nighttime construction activity; therefore, the applicable construction noise threshold is the Ventura County daytime construction noise threshold. As described in Section 2.5, *Regulatory Setting*, the Ventura County daytime construction noise threshold applies to hospitals, nursing homes, schools, churches, and libraries. County construction noise thresholds only apply to residential receivers during the evening (7:00 p.m. to 10:00 p.m.) and nighttime (10:00 p.m. to 7:00 p.m.) (County of Ventura 2010). Therefore, the closest sensitive receptor under the Ventura County daytime construction noise standard is La Petite Academy to the south. Each of the three phases of construction would have construction at the southern boundary of the project site, and therefore construction from each phase would be located at the same distance to La Petite Academy of 2.1 miles (RCNM calculations are included in Appendix B).

3.2 Groundborne Vibration

Operation of the proposed project would not include any substantial vibration sources. Therefore, construction activities have the greatest potential to generate ground-borne vibration affecting nearby receptors, especially during paving of the at-grade parking of the project site. The greatest vibratory source during construction would be a vibratory roller. Neither blasting nor pile driving would be required for construction of the proposed project. Construction vibration estimates are based on vibration levels reported by the FTA. Table 6 shows typical vibration levels for various pieces of construction equipment used in the assessment of construction vibration (FTA 2018).

Table 6 Vibration Source Levels for Construction Equipment

	Approximate Vibration Level (in/sec PPV)		
Equipment	**25 feet**	**50 feet**	**100 feet**
Small Bulldozer	0.003	0.001	0.0007
Jackhammer	0.035	0.016	0.008
Loaded Truck	0.076	0.036	0.017
Large Bulldozer	0.089	0.042	0.019
Vibratory Roller	0.210	0.098	0.046

Source: FTA 2018

Vibration limits used in this analysis to determine a potential impact to local land uses from construction activities are based on information contained in the FTA's *Transit Noise and Vibration Impact Assessment*. Maximum recommended vibration limits by the FTA are identified in Table 7.

Table 7 Criteria for Vibration Damage Potential

Building Category	PPV (in/sec)
I. Reinforced concrete, steel, or timber (no plaster)	0.5
II. Engineered concrete and masonry (no plaster)	0.3
III. Nonengineered timber and masonry buildings	0.2
IV. Buildings extremely susceptible to vibration damage	0.12

in/sec = inches per second; PPV = peak particle velocity

Source: FTA 2018

Based on FTA recommendations, limiting vibration levels to below 0.2 in/sec PPV at residential structures would prevent architectural damage. These limits are applicable regardless of the frequency of the source.

3.3 Operational Noise Sources

Noise sources associated with operation of the proposed project would consist of low speed on-site vehicular noise, landscaping maintenance, general conversations, and mechanical equipment (e.g., heating, ventilation, and air conditioning [HVAC] units).

Mechanical Equipment

The primary mechanical equipment noise generator from the project would be HVAC units. Based on review of various manufacturer specifications for residential applications, a representative noise level of 63 dBA L_{eq} at 3 feet for a 2-ton Carrier 24ANB7-3PD was selected (see Appendix C for manufacturer's specifications). According to information provided by the project developer, HVAC units were assumed to be located on the rooftops of each building, and distances were based on the site plan provided by RRM Design Group, dated March 22, 2024 (RRM 2024). For a conservative scenario, the HVAC units were assumed to operate continuously for 24 hours.

Transportation Noise

Based on information provided by the proposed project's traffic study, prepared by TJW Engineering, Inc (TJW 2024), the project would generate up to 1,210 daily trips on Canada Larga Road, and up to 1,246 on North Ventura Avenue that would increase noise levels on nearby roadways. The proposed project would not make alterations to roadway alignments or substantially change the vehicle classifications mix on local roadways. Therefore, the primary factor affecting off-site noise levels would be increased traffic volumes.

On-site Noise and Land Use Compatibility

The project's consistency with exterior and interior noise land use compatibility standards of Ventura County was determined using the long-term noise measurements completed at the project site (shown above in Table 4).

4 Significance Thresholds

To determine whether a project would have a significant noise impact, Appendix G of the *CEQA Guidelines* requires consideration of whether a project would result in:

1. Generation of a substantial temporary or permanent increase in ambient noise levels in the vicinity of the project in excess of standards established in the local general plan or noise ordinance, or applicable standards of other agencies.
2. Generation of excessive groundborne vibration or groundborne noise levels.
3. For a project located within the vicinity of a private airstrip or an airport land use plan or, where such a plan has not been adopted, within two miles of a public airport or public use airport, exposure of people residing or working in the project area to excessive noise levels.

4.1 Construction Noise

Ventura County 2040 General Plan Policy HAZ-9.2 provides criteria for assessing construction noise impacts based on the potential for adverse community reaction in their Ventura County Construction Noise Threshold Criteria and Control Plan (Ventura County 2010). For projects lasting longer than 8 weeks, the daytime noise threshold is 55 dBA L_{eq} or ambient $L_{eq(hour)}$ + 3 dB, whichever is greater. The Construction Noise Threshold Criteria and Control Plan states that the only sensitive daytime receivers that these thresholds apply to include hospitals, nursing homes, schools, churches, and libraries. County noise thresholds only apply to residential receivers during the evening (7:00 p.m. to 10:00 p.m.) and nighttime (10:00 p.m. to 7:00 p.m.), in which project construction would not occur.

4.2 Groundborne Vibration

Vibration limits used in this analysis to determine a potential impact to local land uses from on-site truck activities are based on information contained in the FTA *Transit Noise and Vibration Impact Assessment Manual* (FTA 2018). Groundborne vibration levels that could induce potential architectural damage to buildings are identified in Table 8. Based on FTA recommendations, limiting vibration levels to below 0.2 in/sec PPV at non-engineered timber and masonry buildings (which would apply to any nearby residential structures) would prevent architectural damage.

Table 8 Groundborne Vibration Architectural Damage Criteria

Building Category	PPV (in/sec)
I. Reinforced concrete, steel, or timber (no plaster)	0.5
II. Engineered concrete and masonry (no plaster)	0.3
III. Nonengineered timber and masonry buildings	0.2
IV. Buildings extremely susceptible to vibration damage	0.12

in/sec = inches per second; PPV = peak particle velocity

Source: FTA 2018

4.3 On-Site Stationary Operational Noise

Ventura County has adopted exterior noise standards in the 2040 General Plan Policy HAZ-9.2 regulating all mechanical equipment buildings, including heating, ventilation, and HVAC. The project would result in a significant impact if noise from project stationary operational noise sources exceeds 45 dBA within ten feet of a building exterior of any noise sensitive receptor.

4.4 Traffic Noise

Noise levels affecting the project site would be primarily influenced by traffic noise from SR-33, North Ventura Avenue and surrounding roadways adjacent to the project site. Policy HAZ-9.8 states that Ventura County shall require noise control measures to be implemented along roadways for new discretionary development generating traffic noise if the following circumstances would exist:

- The discretionary development would result in an increase in traffic noise levels of 3 dBA or greater in an area where traffic noise levels under existing conditions exceed a County noise compatibility standard stated in Policy HAZ 9.2.

4.5 Impact of the Environment on the Project

As a result of the Supreme Court decision regarding the assessment of the environment's impacts on projects (*California Building Industry Association [CBIA] v. Bay Area Air Quality Management District [BAAQMD]*, 62 Cal. 4th 369 [No. S 213478] issued December 17, 2015), it is generally not considered the purview of the CEQA process to evaluate the impact of existing environmental conditions on a proposed project. Therefore, this environmental analysis does not consider the potential impacts of the environment (i.e., existing noise) on the project.

5 Impact Analysis

5.1 Issue 1 – Temporary and Permanent Noise Increase

Construction

Phase 1 Construction

Project construction activities for Phase 1 are anticipated to occur over the course of 20 months, beginning in 2026. The Ventura County Construction Noise Threshold and Control Plan defines noise-sensitive receivers according to their typical sensitive time period. Residential uses are considered sensitive during the evening and nighttime hours (7:00 p.m. to 7:00 a.m.), while schools, churches, and libraries are considered sensitive during the daytime hours when in use (7:00 a.m. to 7:00 p.m.) (Ventura County 2010). Project construction would only occur during the daytime hours; therefore, noise-sensitive residences would not be exposed to nighttime construction noise. As described in Section 3.1, *Construction Noise*, the nearest sensitive receptor during project construction would be La Petit Academy, located to the south of the project site.

To determine construction noise impacts, noise was estimated using the FHWA RCNM Version 1.1, shown in Table 9. Construction equipment is typically dispersed in various areas of a site, with only a limited amount of equipment operating near a given location at a particular time. For this reason, the FTA 2018 *Transit Noise and Vibration Impact Assessment* document (page 177) recommends to "assume that all equipment operates at the center of the project." Therefore, it is standard industry practice to analyze average construction noise from the center of the project site, which represents the approximate center of where noise would be generated because equipment moves around the project site throughout the workday. Over the course of a typical construction day during Phase 1, construction equipment would be located approximately 2.1 miles (10,910 feet) from the center of construction activity to the La Petite Academy of Ventura property line to the south. Table 9 shows the construction noise levels attributable to each construction phase modeled from the center of Phase 1 of construction.

Table 9 Estimated Noise Levels by Construction Phase at Sensitive Receptors – Phase 1

	L_{eq} dBA	
Construction Activity Phase	**RCNM Reference Noise Level (50 feet)**	**La Petite Academy of Ventura to the South (2.1 miles)**
Demolition	85	38
Site Preparation	83	36
Grading	83	36
Building Construction	79	32
Paving	78	31
Architectural Coating	74	27

Notes: Calculations performed with the FHWA's RCNM software are included in Appendix B.

Noise levels rounded to the nearest whole number.

As shown in Table 9, construction noise levels of up to 38 dBA L_{eq} during demolition would not exceed the Ventura County daytime construction noise standard of 55 dBA L_{eq}. Therefore, Phase 1 construction noise impacts would be less than significant.

Phase 2 Construction

Project construction activities for Phase 2 are anticipated to occur over the course of 20 months and begin in 2028. To determine construction noise impacts under Phase 2, noise was estimated using the FHWA RCNM Version 1.1, shown in Table 10. Over the course of a typical construction day during Phase 2, construction equipment would be located approximately 2.1 miles (10,910 feet) from the center of construction activity to the La Petite Academy of Ventura property line to the south. Table 10 shows the construction noise levels attributable to each construction phase modeled during Phase 2 construction activity.

Table 10 Estimated Noise Levels by Construction Phase at Sensitive Receptors – Phase 2

	L_{eq} dBA	
Construction Activity Phase	**RCNM Reference Noise Level (50 feet)**	**La Petite Academy of Ventura to the South (2.1 miles)**
Site Preparation	83	36
Grading	83	36
Building Construction	79	32
Paving	78	31
Architectural Coating	74	27

Notes: Calculations performed with the FHWA's RCNM software are included in Appendix B.

Noise levels rounded to the nearest whole number.

As shown in Table 10, La Petite Academy would be exposed to noise levels of up to 36 dBA L_{eq} during Phase 2 site preparation and grading. The noise levels during Phase 2 construction would not exceed Ventura County's daytime construction noise standard of 55 dBA L_{eq}. Therefore, Phase 2 construction noise impacts would be less than significant.

Phase 3 Construction

Project construction activities for Phase 3 are anticipated to occur over the course of 20 months and begin in 2028. To determine construction noise impacts under Phase 3, noise was estimated using the FHWA RCNM Version 1.1, shown in Table 11Table 10. Over the course of a typical construction day during Phase 3, construction equipment would be located approximately 2.1 miles (10,910 feet) from the center of construction activity to the La Petite Academy of Ventura property line to the south. Table 11 shows the construction noise levels attributable to each construction phase modeled during Phase3 construction activity.

Table 11 Estimated Noise Levels by Construction Phase at Sensitive Receptors – Phase 3

Construction Activity Phase	L_{eq} dBA	
	RCNM Reference Noise Level (50 feet)	La Petite Academy of Ventura to the South (2.1 miles)
Site Preparation	83	36
Grading	83	36
Building Construction	79	32
Paving	78	31
Architectural Coating	74	27

Notes: Calculations performed with the FHWA's RCNM software are included in Appendix B.
Noise levels rounded to the nearest whole number.

As shown in Table 10, La Petite Academy would be exposed to noise levels of up to 36 dBA L_{eq} during Phase 3 site preparation and grading. The noise levels during Phase 3 construction would not exceed Ventura County's daytime construction noise standard of 55 dBA L_{eq}. Therefore, Phase 3 construction noise impacts would be less than significant.

Operation

Mechanical Equipment

The primary on-site operational noise source from the proposed project would be from mechanical equipment such as the HVAC units. To provide a reasonable worst-case analysis, three HVAC units operating simultaneously were modeled at the same location on the proposed roof closest to the nearest off-site sensitive receptor in order to calculate noise levels at the residential property line to the north. The three nearest HVAC units would be approximately 155 feet from the nearest off-site sensitive residential property line to the north. This is a conservative analysis as it does not account for shielding from buildings or roof setbacks from the project site to the surrounding uses.

Based upon a sound power level of 71 dBA, it is estimated that the sound power level of a single HVAC unit would generate an equivalent sound pressure level of 63 dBA at three feet. Based on the distance to the single-family residential property to the north, noise levels generated by the three HVAC units operating simultaneously would be approximately 34 dBA L_{eq} at 155 feet. HVAC noise would not exceed the nighttime threshold of 45 dBA $L_{eq(1\text{-}hour)}$ within ten feet of the building exterior of any noise sensitive receptor. All other sensitive receptors would be located further from the nearest HVAC units and would therefore be exposed to lower HVAC noise levels. Noise impacts associated with HVAC use would be less than significant.

Future Residents

In addition to mechanical equipment, the proposed project would generate noise from people gathering at the project site. The main noise source associated with future residents would be speech from conversations. Typically, a conversation between two people using a normal voice (not raised) at a distance of three feet is 60 dBA (Engineering ToolBox 2005). No amplified sound is proposed at any gathering location, and speech from conversations would quickly dissipate and would not interfere with surrounding outdoor activities and noise-sensitive uses. Furthermore, per Assembly Bill 1307 (2023), the effect of noise generated by residential project occupants and their guests is not a

significant effect on the environment. Impacts associated with gatherings would be less than significant.

Off-site Traffic Noise

The proposed project would generate new vehicle trips that would increase noise levels on nearby roadways, particularly on North Ventura Avenue and Canada Larga Road. Based on the traffic impact assessment prepared by TJW Engineering, Inc (TJW 2025), the proposed project would generate 1,578 daily trips, which would be distributed on the nearby roadways. Table 12 shows the existing trips compared to existing plus project trips, and the subsequent noise increase from the traffic.

Table 12 Project Traffic Noise Increases

Street	Segment	Existing ADT	Existing + Project ADT	Traffic Noise Increase (dBA CNEL)
Canada Larga Road	Between Ventura and Weldon Canyon	1,428	2,638	2.7
North Ventura Avenue	Between Canada Larga and Crooked Palm	3,112	4,358	1.5
North Ventura Avenue	Between Norway Drive and Los Cabos Lane	2,085	3,310	2.0

As shown in Table 12, the largest noise increase would occur on Canada Larga Road. The addition of 1,210 daily vehicle trips would result in a traffic noise increase of approximately 2.7 dBA CNEL. Traffic noise increases would be lower on the two segments of North Ventura Avenue. For traffic-related noise, impacts would be considered significant if project-generated traffic would result in exposure of sensitive receptors to an unacceptable increase in noise levels, which is a 3 dBA CNEL increase. The proposed project would not result in traffic noise increases greater than the traffic noise threshold of 3 dBA CNEL; therefore, impacts from off-site traffic would be less than significant.

5.2 Issue 2 – Vibration

Construction activities known to generate excessive ground-borne vibration, such as pile driving, would not be conducted by the proposed project. The greatest anticipated source of vibration during general project construction activities would be from a vibratory roller, which would be used approximately 60 feet from the nearest off-site residential building to the north. A vibratory roller would create approximately 0.210 in/sec PPV at 25 feet (FTA 2018). The estimated vibration level created by a vibratory roller at 60 feet is 0.056 in/sec PPV. Therefore, vibration from construction activity would be lower than the nonengineered timber and masonry buildings threshold of 0.2 in/sec PPV for the residential building to the north, and impacts would be less than significant.

Operation of the project would not include any substantial vibration sources and would be less than significant.

5.3 Issue 3 – Airport Noise

The Oxnard Airport is located 10 miles to the south of the project site. According to the most recent Airport Comprehensive Land Use Plan Update for Ventura County, the project site is located outside the airport noise contours for Oxnard Airport (Ventura County Airport Land Use Commission 2000).

There are no private airstrips near the project site. Therefore, the project would not expose people residing or working in the plan area to excessive airport noise levels. No impact would occur.

5.4 Issue 4 – On-Site Noise and Land Use Compatibility

Although not a CEQA issue, land use compatibility was studied to determine whether new residents of the project would be exposed to outdoor or indoor noise levels that exceed Ventura County's thresholds for informational purposes. The nearest exterior use area of the project site would be the community garden, which would be located approximately 530 feet from the centerline of SR-33. A long-term measurement was conducted on the western boundary of the site approximately 290 feet from the centerline of SR-33, as shown in Table 4. The measured 24-hour noise level was recorded as 68.6 CNEL. This measured noise level can be scaled for a line source to account for the distance to the centerline of SR-33 for the measurement to the distance of the exterior uses. Assuming a 10 dBA reduction in noise as a result of shielding from the on-site buildings, at a distance of 530 feet from the centerline, the assumed ambient noise level would be 56.0 dBA CNEL at the on-site community garden. Using the same methodology, at a distance of 680 feet from the centerline of SR-33, the assumed ambient noise level would be 54.9 dBA CNEL at the nearest on-site playground, and at a distance of 900 feet from the centerline of SR-33, the assumed ambient noise level would be 53.7 dBA CNEL at the basketball court. These values would be below the 60 CNEL standard for exterior uses; therefore, the project would be consistent with the exterior noise land use compatibility standards of Ventura County.

Typical modern building materials would be anticipated to attenuate noise levels from the exterior to interior by approximately 25 dBA L_{eq} (FHWA 2011). Therefore, with attenuation, interior noise levels would be approximately 43.6 dBA L_{eq}. This would be below Ventura County's 45 dBA L_{eq} standard for interior noise levels at a residential use.

6 Conclusions

Construction would generate noise levels of up to 38 dBA $L_{eq(hour)}$, which would not exceed Ventura County's construction noise thresholds at the nearby preschool of 55 dBA $L_{eq(hour)}$. Impacts would be less than significant.

The proposed project would introduce sources of operational noise to the site, including mechanical equipment, such as HVAC units. Operational noise levels would reach up to 34 dBA L_{eq}, which would be well below Ventura County General Plan nighttime standard of 45 dBA L_{eq}. Additionally, operational noise levels from the project would not exceed 45 dBA L_{eq} during nighttime hours at any point on the adjacent residential properties. Therefore, project operational stationary noise would be less than significant.

Vehicle trips associated with the proposed project would not increase noise levels by more than 3 dBA CNEL. Therefore, impacts associated with off-site noise sources would be less than significant.

Operation of the project would not include any substantial vibration sources. Groundborne vibration from construction activities, such as the use of a roller, would not exceed the applicable vibration thresholds. Therefore, vibration impacts would be less than significant.

The proposed project is not located within the noise contours for Oxnard Airport. Therefore, no substantial noise exposure would occur to construction workers or users of the project site from aircraft noise, and no impacts would occur.

Although not a CEQA issue, land use compatibility was studied to determine whether new residents of the project would be exposed to outdoor or indoor noise levels that exceed Ventura County's thresholds. Noise levels at outdoor community areas, such as the community garden, playground, and basketball courts, would not exceed Ventura County's threshold. Likewise, noise levels within the residences would not exceed Ventura County's threshold for interior noise.

7 References

California Department of Transportation (Caltrans). 2011. I=80 Davis OGAC Pavement Noise Study. https://dot.ca.gov/-/media/dot-media/programs/environmental-analysis/documents/env/davis-noise-study-12yr-report-may2011-a11y.pdf (accessed May 2025).

_____. 2013. *Technical Noise Supplement to the Traffic Noise Analysis Protocol*. (CT-HWANP-RT-13-069.25.2) September.

_____. 2020. *Transportation and Construction Vibration Guidance Manual.* CT-HWANP-RT-20-365.01.01. April. Available at: https://dot.ca.gov/-/media/dot-media/programs/environmental-analysis/documents/env/tcvgm-apr2020-a11y.pdf (accessed May 2025).

Crocker, Malcolm J. (Editor). 2007. *Handbook of Noise and Vibration Control Book*, ISBN: 978-0-471-39599-7, Wiley-VCH, October.

Engineering ToolBox, 2005, Voice Level at Distance. https://www.engineeringtoolbox.com/voice-level-d_938.html (accessed May 2025).

Federal Highway Administration (FHWA). 2011*. Highway Traffic Noise: Analysis and Abatement Guidance (FHWA-HEP-10-025).* https://www.fhwa.dot.gov/environment/noise/regulations_and_guidance/analysis_and_abatement_guidance/revguidance.pdf (accessed May 2025).

_____. 2018. Highway Traffic Noise Analysis and Abatement Policy and Guidance.

Federal Interagency Committee on Noise (FICON)/Federal Aviation Administration (FAA). 2020. *1050.1F Desk Reference – Noise and Noise-Compatible Land Use.* February 2020.

Federal Transit Administration (FTA). 2018. *Transit Noise and Vibration Impact Assessment*. November. Available at: https://www.transit.dot.gov/sites/fta.dot.gov/files/docs/research-innovation/118131/transit-noise-and-vibration-impact-assessment-manual-fta-report-no-0123_0.pdf (accessed May 2025).

Lawrence E. Kinsler and R. Frey, Austin and B. Coppens, Alan and V. Sanders, James. *Fundamentals of Acoustics*, 4th Edition. ISBN 0-471-84789-5. Wiley-VCH. December 1999.

Ventura County Airport Land Use Commission. 2000. *Airport Comprehensive Land Use Plan Update for Ventura County*. July 7, 2000.

Ventura, County of. 2010. *County of Ventura – Construction Noise Threshold Criteria and Control Plan.* Adopted November 2005, amended July 2010. https://rma.venturacounty.gov/wp-content/uploads/2024/03/construction-noise-threshold-criteria-and-control-plan.pdf (accessed May 2025).

_____. 2020. *Ventura County 2040 General Plan.* September 15, 2020. https://rma.venturacounty.gov/divisions/planning/ventura-county-general-plan/ (accessed May 2025).

This page intentionally left blank.

Appendix A

Noise Measurement Data

Noise Measurement Data

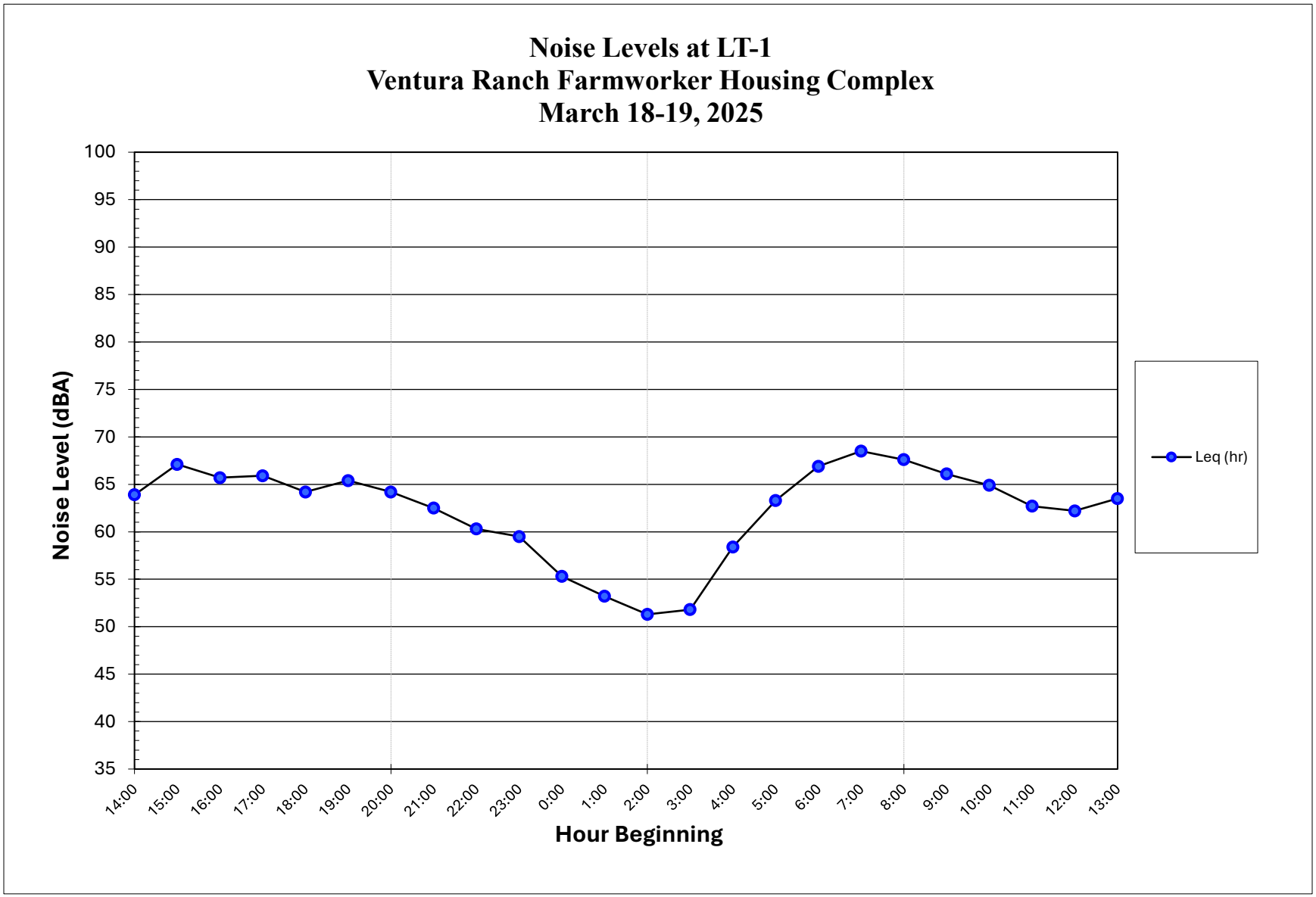

Appendix B

Roadway Construction Noise Model (RCNM) Results

Construction Noise

Phase 1	Noise Level @ 50 ft	La Petite Academy	
Distance		10,910	
Demolition	85	38.223	
Site Preparation	83	36.223	
Grading	83	36.223	
Building Construction	79	32.223	
Paving	78	31.223	
Architectural Coating	74	27.223	

Phase 2	Noise Level @ 50 ft	Phase 1 Res	La Petite Academy
Distance		370	10,910
Site Preparation	83	65.615	36.223
Grading	83	65.615	36.223
Building Construction	79	61.615	32.223
Paving	78	60.615	31.223
Architectural Coating	74	56.615	27.223

Phase 2	Noise Level @ 50 ft	Phase 1 Res	La Petite Academy
Distance		370	10,910
Site Preparation	83	65.615	36.223
Grading	83	65.615	36.223
Building Construction	79	61.615	32.223
Paving	78	60.615	31.223
Architectural Coating	74	56.615	27.223

Construction Vibration (in/sec PPV)

Distance	Vibration @ 25 ft	Residential to N
		60
Vibratory Roller	0.21	0.056
Large Bulldozer	0.089	0.024
Loaded Trucks	0.076	0.020
Small Bulldozer	0.003	0.001

Roadway Construction Noise Model (RCNM),Version 1.1

Report date: 05/26/2025
Case Description: Demolition

**** Receptor #1 ****

Description	Land Use	Baselines (dBA) Daytime	Evening	Night
Demolition	Residential	65.0	55.0	50.0

Equipment

Description	Impact Device	Usage (%)	Spec Lmax (dBA)	Actual Lmax (dBA)	Receptor Distance (feet)	Estimated Shielding (dBA)
Dozer	No	40		81.7	50.0	0.0
Dozer	No	40		81.7	50.0	0.0
Concrete Saw	No	20		89.6	50.0	0.0

Results

Noise Limits (dBA)

Noise Limit Exceedance (dBA)

Equipment	Calculated (dBA) Day Lmax	Day Leq	Evening Lmax	Evening Leq	Night Lmax	Night Leq	Day Lmax	Day Leq	Evening Lmax	Evening Leq	Night Lmax	Night Leq
Dozer	81.7	77.7	N/A	N/A	N/A	N/A	N/A	N/A	N/A	N/A	N/A	N/A
Dozer	81.7	77.7	N/A	N/A	N/A	N/A	N/A	N/A	N/A	N/A	N/A	N/A
Concrete Saw	89.6	82.6	N/A	N/A	N/A	N/A	N/A	N/A	N/A	N/A	N/A	N/A
Total	89.6	84.8	N/A	N/A	N/A	N/A	N/A	N/A	N/A	N/A	N/A	N/A

Roadway Construction Noise Model (RCNM),Version 1.1

Report date: 05/26/2025
Case Description: Site Preparation

**** Receptor #1 ****

Description	Land Use	Baselines (dBA) Daytime	Evening	Night
Site Preparation	Residential	65.0	55.0	50.0

Equipment

Description	Impact Device	Usage (%)	Spec Lmax (dBA)	Actual Lmax (dBA)	Receptor Distance (feet)	Estimated Shielding (dBA)
Dozer	No	40		81.7	50.0	0.0
Dozer	No	40		81.7	50.0	0.0
Dozer	No	40		81.7	50.0	0.0

Results

Noise Limits (dBA)

Noise Limit Exceedance (dBA)

Calculated (dBA)				Day		Evening		Night	
Equipment	Lmax	Leq	Lmax	Leq	Lmax	Leq	Lmax	Leq	Lmax	Leq
Dozer	81.7	77.7	N/A	N/A	N/A	N/A	N/A	N/A	N/A	N/A
Dozer	81.7	77.7	N/A	N/A	N/A	N/A	N/A	N/A	N/A	N/A
Dozer	81.7	77.7	N/A	N/A	N/A	N/A	N/A	N/A	N/A	N/A
Total	81.7	82.5	N/A	N/A	N/A	N/A	N/A	N/A	N/A	N/A

Roadway Construction Noise Model (RCNM),Version 1.1

Report date: 05/26/2025
Case Description: Grading

**** Receptor #1 ****

Description	Land Use	Baselines (dBA) Daytime	Evening	Night
Grading	Residential	65.0	55.0	50.0

Description	Impact Device	Usage (%)	Equipment Spec Lmax (dBA)	Actual Lmax (dBA)	Receptor Distance (feet)	Estimated Shielding (dBA)
Excavator	No	40		80.7	50.0	0.0
Grader	No	40	85.0		50.0	0.0
Front End Loader	No	40		79.1	50.0	0.0

Results

Noise Limits (dBA)

Noise Limit Exceedance (dBA)

Equipment	Calculated (dBA) Day Lmax	Day Leq	Evening Lmax	Evening Leq	Night Lmax	Night Leq	Day Lmax	Day Leq	Evening Lmax	Evening Leq	Night Lmax	Night Leq
Excavator	80.7	76.7	N/A	N/A	N/A	N/A	N/A	N/A	N/A	N/A	N/A	N/A
Grader	85.0	81.0	N/A	N/A	N/A	N/A	N/A	N/A	N/A	N/A	N/A	N/A
Front End Loader	79.1	75.1	N/A	N/A	N/A	N/A	N/A	N/A	N/A	N/A	N/A	N/A
Total	85.0	83.1	N/A	N/A	N/A	N/A	N/A	N/A	N/A	N/A	N/A	N/A

Roadway Construction Noise Model (RCNM),Version 1.1

Report date: 05/26/2025
Case Description: Building Construction

**** Receptor #1 ****

Description	Land Use	Baselines (dBA) Daytime	Evening	Night
Building Construction	Residential	65.0	55.0	50.0

Description	Impact Device	Usage (%)	Equipment Spec Lmax (dBA)	Actual Lmax (dBA)	Receptor Distance (feet)	Estimated Shielding (dBA)
Front End Loader	No	40		79.1	50.0	0.0
Front End Loader	No	40		79.1	50.0	0.0
Crane	No	16		80.6	50.0	0.0

Results

Noise Limits (dBA)

Noise Limit Exceedance (dBA)

Equipment	Calculated (dBA) Day Lmax	Day Leq	Evening Lmax	Evening Leq	Night Lmax	Night Leq	Day Lmax	Day Leq	Evening Lmax	Evening Leq	Night Lmax	Night Leq
Front End Loader	79.1	75.1	N/A	N/A	N/A	N/A	N/A	N/A	N/A	N/A	N/A	N/A
Front End Loader	79.1	75.1	N/A	N/A	N/A	N/A	N/A	N/A	N/A	N/A	N/A	N/A
Crane	80.6	72.6	N/A	N/A	N/A	N/A	N/A	N/A	N/A	N/A	N/A	N/A
Total	80.6	79.2	N/A	N/A	N/A	N/A	N/A	N/A	N/A	N/A	N/A	N/A

Roadway Construction Noise Model (RCNM),Version 1.1

Report date: 05/26/2025
Case Description: Paving

**** Receptor #1 ****

Description	Land Use	Baselines (dBA) Daytime	Evening	Night
Paving	Residential	65.0	55.0	50.0

Equipment

Description	Impact Device	Usage (%)	Spec Lmax (dBA)	Actual Lmax (dBA)	Receptor Distance (feet)	Estimated Shielding (dBA)
Roller	No	20		80.0	50.0	0.0
Roller	No	20		80.0	50.0	0.0
Paver	No	50		77.2	50.0	0.0

Results

Noise Limits (dBA)

Noise Limit Exceedance (dBA)

Equipment	Calculated (dBA) Day Lmax	Day Leq	Evening Lmax	Evening Leq	Night Lmax	Night Leq	Day Lmax	Day Leq	Evening Lmax	Evening Leq	Night Lmax	Night Leq
Roller	80.0	73.0	N/A	N/A	N/A	N/A	N/A	N/A	N/A	N/A	N/A	N/A
Roller	80.0	73.0	N/A	N/A	N/A	N/A	N/A	N/A	N/A	N/A	N/A	N/A
Paver	77.2	74.2	N/A	N/A	N/A	N/A	N/A	N/A	N/A	N/A	N/A	N/A
Total	80.0	78.2	N/A	N/A	N/A	N/A	N/A	N/A	N/A	N/A	N/A	N/A

Roadway Construction Noise Model (RCNM),Version 1.1

Report date: 05/26/2025
Case Description: Arch Coating

**** Receptor #1 ****

Description	Land Use	Baselines (dBA) Daytime	Evening	Night
Arch Coating	Residential	65.0	55.0	50.0

Description	Impact Device	Usage (%)	Equipment Spec Lmax (dBA)	Actual Lmax (dBA)	Receptor Distance (feet)	Estimated Shielding (dBA)
Compressor (air)	No	40		77.7	50.0	0.0

Results

Noise Limit Exceedance (dBA)							Noise Limits (dBA)			
Calculated (dBA)				Day		Evening		Night		
Equipment	Lmax	Leq	Lmax	Leq	Lmax	Leq	Lmax	Leq	Lmax	Leq
Compressor (air)	77.7	73.7	N/A	N/A	N/A	N/A	N/A	N/A	N/A	N/A
Total	77.7	73.7	N/A	N/A	N/A	N/A	N/A	N/A	N/A	N/A

Appendix C

Operational Equipment (HVAC) Specifications

24ANB7
Infinity™ 17 2–Stage Air Conditioner with Puron® Refrigerant 2 to 5 Nominal Tons

Carrier
turn to the experts

Product Data



INFINITY® SERIES

Carrier's Air Conditioners with Puron® refrigerant provide a collection of features unmatched by any other family of equipment. The 24ANB7 has been designed utilizing Carrier's Puron refrigerant. The environmentally sound refrigerant allows you to make a responsible decision in the protection of the earth's ozone layer.

This product has been designed and manufactured to meet Energy Star® criteria for energy efficiency when matched with appropriate coil components. Refer to the combination ratings in the Product Data for system combinations that meet Energy Star® guidelines.

NOTE: Ratings contained in this document are subject to change at any time. Always refer to the AHRI directory (www.ahridirectory.org) for the most up-to-date ratings information.

INDUSTRY LEADING FEATURES / BENEFITS

Efficiency

- 14 - 18 SEER / 11.5 - 13.7 EER
- Microtube Technology™ refrigeration system
- Indoor air quality accessories available

Sound

- Sound level as low as 69 dBA
- Quiet mount split post compressor grommets
- Forward-swept condenser fan blade
- Compressor sound hood
- Laminated steel compressor mounting plate
- 8 pole PSC ball bearing outdoor condenser fan motor

Comfort

- System supports Infinity™ Control or standard 2-stage thermostat controls

Reliability

- Puron® refrigerant - environmentally sound, won't deplete the ozone layer and low lifetime service cost.
- Front-seating service valves
- 2-stage scroll compressor
- Internal pressure relief valve
- Internal thermal overload
- Low pressure switch
- High pressure switch
- Filter drier
- Crankcase Heater standard
- Balanced refrigeration system for maximum reliability

Controls and Diagnostics

- Infinity™ control (Dedicated A,B,C,D only)
- Utility Interface Connection
- Up to 18 point diagnostic capability

Durability

WeatherArmor™ protection package:

- Solid, Durable sheet metal construction
- Steel louver coil guard
- Baked-on, complete outer coverage, powder paint

Applications

- Long-line - up to 250 feet (76.2 m) total equivalent length, up to 200 feet (60.96 m) condenser above evaporator, or up to 80 ft. (24.38 m) evaporator above condenser (See Longline Guide for more information.)
- Low ambient (down to 0°F) with complete Infinity system.

MODEL NUMBER NOMENCLATURE

1	2	3	4	5	6	7	8	9	10	11	12	13
N	N	A	A	A/N	N	N	N	A/N	A/N	A/N	N	N
2	4	A	N	B	7	3	6	A	0	0	3	0
Product Series 24=AC		Product Family A=RES AC	Tier N = Infinity	Major Series B=Puron	SEER 7=17 SEER Nominal		Cooling Capacity	Variations A=Standard	Open 0=Not Defined	Open 0=Not Defined	Voltage 3=208/230–1	Minor Series 0, 1, 2...

Puron™
the environmentally sound refrigerant

AHRI CERTIFIED™ www.ahridirectory.org

Use of the AHRI Certified TM Mark indicates a manufacturer's participation in the program For verification of certification for individual products, go to www.ahridirectory.org.

Certified System™
ISO 9001
QMI-SAI Global

c UL us

IdealHumidity

energy ENERGY STAR

This product has been designed and manufactured to meet Energy Star® criteria for energy efficiency when matched with appropriate coil components. However, proper refrigerant charge and proper air flow are critical to achieve rated capacity and efficiency. Installation of this product should follow all manufacturing refrigerant charging and air flow instructions. **Failure to confirm proper charge and air flow may reduce energy efficiency and shorten equipment life.**

STANDARD FEATURES

FEATURES	Unit Size – Voltage, Series			
	24–30	36–30	48–30	60–30
Puron Refrigerant	X	X	X	X
Maximum SEER Rating*	17.0	18.0	17.5	16.8
2–Stage Scroll Compressor	X	X	X	X
Crankcase Heater w/Temperature Switch	X	X	X	X
Long line Capability	X	X	X	X
Low Ambient Capability to 0°F (–17.8°C) w/Infinity Control	X	X	X	X
Enhanced Diagnostics w/Infinity Control	X	X	X	X
Utility Interface Connection	X	X	X	X
Louvered Coil Guard	X	X	X	X
Field Installed Filter Drier	X	X	X	X
Front Seating Service Valves	X	X	X	X
Internal Pressure Relief Valve	X	X	X	X
Internal Thermal Overload	X	X	X	X
Long Line capability	X	X	X	X
Low Pressure Switch	X	X	X	X
High Pressure Switch	X	X	X	X
Sound Blanket	X	X	X	X

X = Standard
* With approved combinations

ELECTRICAL DATA

Unit Size – Voltage, Series	V/PH	OPER VOLTS*		COMPR		FAN	MCA	MIN WIRE SIZE†	MIN WIRE SIZE†	MAX LENGTH ft. (m)‡	MAX LENGTH ft. (m)‡	MAX FUSE** or CKT BRK AMPS
		MIN	MAX	RLA	LRA	FLA		60° C	75° C	60° C	75° C	
24–30	208/230	197	253	10.3	52.0	0.7	13.6	14.00	14.00	58 (17.7)	55 (16.8)	20
36–30	208/230			16.7	82.0	0.94	21.8	12.00	12.00	57 (17.4)	54 (16.5)	35
48–30	208/230			21.2	96.0	1.3	27.8	10.00	10.00	71 (21.6)	68 (20.7)	40
60–30	208/230			23.0	118.0	1.3	30.1	8.00	10.00	103 (31.4)	63 (19.2)	50

* Permissible limits of the voltage range at which the unit will operate satisfactorily

† If wire is applied at ambient greater than 30°C, consult table 310–16 of the NEC (NFPA 70). The ampacity of non–metallic–sheathed cable (NM), trade name ROMEX, shall be that of 60°C conditions, per the NEC (NFPA 70) Article 336–26. If other than uncoated (no–plated), 60 or 75°C insulation, copper wire (solid wire for 10 AWG or smaller, stranded wire for larger than 10 AWG) is used, consult applicable tables of the NEC (NFPA 70).

‡ Length shown is as measured one way along wire path between unit and service panel for voltage drop not to exceed 2%.

** Time–Delay fuse.

FLA – Full Load Amps

LRA – Locked Rotor Amps

MCA – Minimum Circuit Amps

RLA – Rated Load Amps

NOTE: Control circuit is 24–V on all units and requires external power source. Copper wire must be used from service disconnect to unit. All motors/compressors contain internal overload protection.

Complies with 2010 requirements of ASHRAE Standards 90.1

A-WEIGHTED SOUND POWER (dBA)

Unit Size – Voltage, Series	Standard Rating (dBA)	Typical Octave Band Spectrum (dBA, without tone adjustment)						
		125	250	500	1000	2000	4000	8000
24–30	70–low stage	56.5	58.5	65.0	64.5	61.0	57.0	50.5
	71–high stage	54.5	58.0	65.5	65.0	62.5	58.0	55.0
36–30	69–low stage	55.0	61.0	64.0	63.5	60.0	54.5	48.5
	71–high stage	53.5	60.5	64.5	66.0	60.0	55.5	52.0
48–30	72–low stage	54.5	63.5	65.5	66.0	60.5	57.5	51.5
	72–high stage	55.0	63.5	65.5	66.0	60.0	58.0	54.0
60–30	72–low stage	60.0	65.5	66.5	65.5	60.5	58.0	51.5
	72–high stage	60.0	63.5	64.5	65.0	60.0	57.5	52.0

NOTE: Tested in accordance with AHRI Standard 270–08. (Not listed with AHRI).

CHARGING SUBCOOLING (TXV-TYPE EXPANSION DEVICE)

UNIT SIZE–VOLTAGE, SERIES	REQUIRED SUBCOOLING °F (°C)
24–30	8 (4.4)
36–30	13 (7.2)
48–30	11 (6.1)
60–30	12 (6.7)

ACCESSORY CONTROLS

PART NUMBER	DESCRIPTION
SYSTXCCUID01–V	Infinity Control Deluxe 7–Day Programmable (4–Wire User Interface w/ multiple functionality)
SYSTXCCUIZ01–V	Infinity Control Deluxe Zoning 7–Day Programmable (Wall–mounted control for a multi–zone system. w/ multiple functionality)
SYSTXCCUID01–B	Infinity Control Deluxe 7–Day Programmable (Wall–mounted system control.)
SYSTXCCUIZ01–B	Infinity Control Deluxe Zoning 7–Day Programmable (Wall–mounted control for a multi–zone system.)
SYSTXCC4ZC01	Infinity 4–Zone Damper Control Module (Wall–mounted control for a four–zone system.)
SYSTXCCSMS01	Infinity Smart Sensor (Optional wall control used to monitor temperature and/or fan control in an individual zone.)
SYSTXCCRRS01	Infinity Remote Room Sensor (Monitors temperature in an individual zone.)
SYSTXCCRCT01 or SYSTXCCRWF01	Infinity System Remote Access Module (Hardware for wireless access and control via internet.)
SYSTXCCNIM01	Infinity Network Interface Module (Connects Heat Recovery and Energy Recovery Ventilators on non–zoning applications.)

Appendix M

Fire Protection Plan

Fire Protection Plan

Ventura Ranch Farmworker Housing, Ventura

OCTOBER 2025

Prepared for:

VENTURA COUNTY FIRE DEPARTMENT
2400 Conejo Spectrum Street
Thousand Oaks, California 91320

Applicant:

VENTURA RANCH PARTNERS LLC
P.O. Box 6045
Oxnard, California 93030
Contact: Lisa Woodburn, Sanbell

Prepared by:

DUDEK

605 Third Street
Encinitas, California 92024
Contact: Doug Nickles, Sr. Fire Protection Specialist

Table of Contents

SECTION **PAGE NO.**

Executive Summary iii

1 Introduction 1
- 1.1 Applicable Codes/Existing Regulations 1
- 1.2 Project Summary 3
  - 1.2.1 Location 3
  - 1.2.2 Existing Land Use 3
  - 1.2.3 Project Description 3

2 Project Site Risk Analysis 11
- 2.1 Field Assessment 11
- 2.2 Project Site Characteristics and Fire Environment 11
  - 2.2.1 Topography 12
  - 2.2.2 Climate 12
  - 2.2.3 Vegetation 13
  - 2.2.4 Fire History 13

3 Anticipated Fire Behavior 15
- 3.1 Fire Behavior Modeling 15
- 3.2 Fire Behavior Modeling Analysis 15
- 3.3 Fire Behavior Modeling Results 16
- 3.4 Fire Behavior Summary 17
  - 3.4.1 Existing Conditions 17
  - 3.4.2 Post-Project Conditions 18
- 3.5 Project Area Fire Risk Assessment 20

4 Emergency Response and Service 23
- 4.1 Emergency Response 23
- 4.2 Estimated Calls and Demand for Service from the Project 25

5 Fire Safety Requirements-Infrastructure, Building Ignition Resistance, And Defensible Space 27
- 5.1 Roads 27
  - 5.1.1 Primary/Fire Access 27
  - 5.1.2 Circulation and Road Width 28
  - 5.1.3 Maximum Dead-End Road (cul-de-sac) Length 29
  - 5.1.4 Gates 29
  - 5.1.5 Premises Identification 29
  - 5.1.6 Ongoing Infrastructure Maintenance 30
  - 5.1.7 Pre-Construction Requirements 30
- 5.2 Ignition-Resistant Construction 30

5.3 Fire Protection Systems 31
5.3.1 Water Supply 31
5.3.2 Hydrants 31
5.3.3 Fire Sprinklers 31
5.4 Defensible Space and Vegetation Management 31
5.4.1 Defensible Space 31
5.4.2 Fuel Modification Zone Requirements 31
5.4.3 Road and Driveway Hazard Abatement 34
5.4.4 Prohibited Plants 34
5.4.5 Construction Phase Vegetation Management 35
5.4.6 Annual Fuel Modification Zone Compliance Inspection 35
6 Wildfire Education Program 39
7 Recommendations 41
8 Conclusion 43
9 List of Preparers 45
10 References (including references from Appendices) 47

TABLES

1 Fuel Models Used for Fire Behavior Modeling 15
2 Fuel Moisture and Wind Inputs 16
3 Fire Behavior Results for Existing Conditions 18
4 Fire Behavior Results for Post-Project Conditions 19
5 Fire Department Responding Stations Summary 23

FIGURES

1 Project Location 5
2 Fire Hazard Severity Zones 7
3 Site Plan 9
4 Wildfire Behavior Modeling Scenarios 21
5 Fuel Modification Plan 37

APPENDICES

A Project Fuels Photo Series
B Fire History Map
C BehavePlus Fire Behavior Analysis
D Ignition-Resistant Construction Requirements
E Fuel Modification Zone Prohibited Plants List

Executive Summary

This Fire Protection Plan (FPP) has been prepared for the Ventura Ranch Farmworker Housing project (Project). This FPP evaluates and identifies the potential fire risk associated with the Project's land uses and identifies requirements for water supply, fuel modification and defensible space, fire apparatus access, building ignition and fire resistance, and fire protection systems, among other pertinent fire protection features. The purpose of this FPP is to generate and memorialize the fire safety requirements and standards of the Ventura County Fire Department (VCFD) along with Project-specific measures based on the Project site, its intended use, and its environment.

This FPP provides analysis of the Project site's fire environment and its potential impact on the Project as well as the Project's potential impact on the fire protection and suppression services of the VCFD. Requirements and recommendations herein are based on Project site-specific fire environment analysis and Project characteristics and incorporates area fire planning documents, Project site risk analysis, and standard principles of fire protection planning.

As detailed in this FPP, the Project site's fire protection approach will include redundant layering of protection methods that have been proven to reduce overall fire risk. The requirements and recommendations included herein are performance- based rather than a prescriptive, one-size-fits-all approach. The fire protection approach is designed to reduce the wildfire hazards on the site, to minimize risks associated with proposed uses, and aid the responding firefighters during an emergency. No singular measure is intended to be relied upon for the site's fire protection, but rather, a system of fire protection measures, methods, and features combine to result in enhanced fire safety, reduced fire potential, and a prepared community.

The Project is a comprehensive residential community exclusively for farmworkers and their families, located north of the city of Ventura. The community will consist of 328 one-, two- and three-bedroom apartments, along with community spaces such as two indoor community centers, a teen/adult recreational amenity (such as a basketball court), play fields, community garden, walking paths, and playgrounds, within an unincorporated area of the County of Ventura. This community will provide critical farmworker housing for Ventura County. In recent years, affordable, safe farmworker housing has been increasingly difficult to find in the county, hindering growth of the local agricultural industry and burdening local farmers and farmworkers.[1]

Development of the Project will be in three phases as detailed on the Conceptual Site Plan and Tentative Parcel Map. Phase One will consist of a total of 92 units, Phase Two will consist of 104 units, and Phase Three will consist of 132 units. Each of the three phases will be owned by a separate limited partnership.

Located at 4884 N Ventura Avenue in the unincorporated Ventura County, north of the city of Ventura, the Project is directly south of the Norway Tract, also known as the Valley Vista community. Two driveways will provide access in and out of the site onto Ventura Avenue. An emergency access only, gated road will connect the project to the Valley Vista community to the north through the extension of Floral Drive. This access will only be available in the event of an emergency.[2]

The Project will include a four lot Tentative Parcel Map of an existing 82.92-acre legal lot. The farmworker housing development will consist of three parcels of 6.11 acres, 4.81 acres and 8.66 acres. A 63.34-acre parcel will be

1 Project Summary, Jensen Design & Survey, 2025
2 Ibid

created that will remain undeveloped open space and will be designated a Conservation Subdivision lot. That lot will be owned by a Conservation Entity.[3]

The entire Project site has been designed with fire protection as a key objective. The Project site improvements are designed to facilitate emergency apparatus and personnel access throughout the Project site. Driveway and road improvements provide emergency access to every building. Water availability and flow will be consistent with requirements including fire flow and hydrant distribution required by local and state codes. These features along with the ignition resistance of all buildings, the interior fire sprinklers, and the pre-incident planning, training, and awareness will assist responding firefighters through prevention, protection, and suppression capabilities.

Based on the results of this FPP's analysis and findings, the following FPP implementation measures will be provided by the Project as part of the proposed development plan: (These measures are discussed in more detail throughout this FPP.)

1. All structures to be built in accordance with enhanced ignition-resistant construction standards based on the latest Building and Fire Codes.
2. Fire resistive landscaping per VCFD standards will be incorporated and maintained throughout the development.
3. Fire access roads will be installed and maintained to code requirements.
4. Driveways (streets), fire hydrants, and associated infrastructure will provide comprehensive access and coverage for site protection and defense.
5. Water capacity and delivery will provide for a reliable water source for operations and during emergencies requiring extended fire flow.
6. Two primary ingress/egress routes are provided from Ventura Avenue on the west with an emergency access/egress provided on the northeast side of the project.
7. Project will provide code-complying vegetation fuel modification.

[3] Ibid

1 Introduction

This Fire Protection Plan (FPP) has been prepared for the Ventura Ranch Farmworker Housing project (Project) in Ventura, California. The purpose of the FPP is to assess the potential impacts resulting from wildland fire hazards and identify the measures necessary to adequately mitigate those impacts. Additionally, the purpose of this FPP is to generate and memorialize the fire safety requirements of the Fire Authority Having Jurisdiction (FAHJ), which is the Ventura County Fire Department (VCFD). Requirements are based on site-specific characteristics, applicable code requirements, and incorporate input from the Project's applicant, project planners, engineers, and architects, as well as VCFD.

As part of the assessment, this FPP has considered the property location, topography, surrounding combustible vegetation (fuel types), climatic conditions, and fire history. This FPP addresses water supply, fire apparatus access, structural ignitability and fire resistive building features, fire protection systems and equipment, impacts to existing emergency services, defensible space, and vegetation management. The plan identifies and prioritizes areas for hazardous fuel reduction treatments and recommends the types and methods of treatment that will protect one or more at-risk communities and essential infrastructures.

The following tasks were performed toward the completion of this FPP:

- Gather Project site specific climate, terrain, and fuel data.
- Collect Project site photographs.
- Process and analyze the data using the latest GIS technology.
- Predict fire behavior using scientifically based fire behavior models, comparisons with actual wildfires in similar terrain and fuels, and experienced judgment.
- Analyze and guide design of proposed infrastructure.
- Analyze the existing emergency response capabilities.
- Assess the risk associated with the Project and the Project site.
- Prepare this FPP detailing how fire risk will be mitigated through a system of code-complying vegetation fuel modification, structural ignition resistance, and fire protection delivery systems.

Field observations were utilized to augment existing digital Project site data in generating the fire behavior models and formulating the recommendations presented in this FPP. Refer to Appendix A for Project site photographs of existing conditions.

1.1 Applicable Codes/Existing Regulations

This FPP documents the features of the Project that comply with the applicable portions of the Ventura County Building and Fire Codes, as amended and in effect at the time of this report's preparation. This FPP also documents features of the Project that do not entirely conform to the prescriptive requirements of the applicable codes. In such cases, this FPP includes project design features or fire protection measures as proposed alternative materials and methods (AM&M) that may be acceptable to the VCFD. This FPP also discusses the Project's compliance with the California Code of Regulations Title 14 and Title 24, which includes Chapter 7A of the 2022 California Building Code

(CBC). The Project would also be subject to the provisions of Section 4291 of the Public Resources Code regarding brush clearance standards around structures and the related VCFD Guidelines.

Chapter 7A of the CBC addresses reducing ember penetration into homes, a leading cause of structure loss from wildfires (California Building Standards Commission, 2019). Thus, code compliance is an important component of the requirements of this FPP, given the Project's wildland-urban interface (WUI) location that is adjacent to areas statutorily designated as a State Responsibility Area (SRA) Very High Fire Hazard Severity Zone (VHFHSZ) by the California Department of Forestry and Fire Protection (CAL FIRE). The Project site itself is designated as a Local Responsibility Area (LRA) VHFHSZ. Fire hazard designations are based on topography, vegetation, and weather, among other factors, including steep terrain, unmaintained fuels/vegetation, and WUI locations. VHFHSZs are not designated to prohibit development but do require that a higher level of fire protection is provided. Projects situated in VHFHSZs require fire hazard analysis and application of fire protection measures to create defensible communities within these WUI locations.

As described in this FPP, the Project would meet applicable code requirements for construction in these higher fire hazard areas. These codes have been developed through decades of wildfire structure save and loss evaluations to determine the causes of building loss during wildfires. The resulting fire codes now focus on mitigating former structural vulnerabilities through construction techniques and materials so that the buildings are resistant to ignitions from direct flames, heat, and embers, as indicated in the 2022 California Building Code Chapter 7A, Section 701A Scope, Purpose, and Application (California Building Standards Commission, 2019).

This FPP is consistent with the Ventura County Codes. Further, it is consistent with the California Code of Regulations Titles 14 and 24 and the 2022 California Fire Code (CFC) and 2022 Building Code (CBC). Chapter 7A of the California Building Code (CBC) focuses primarily on preventing ember penetration into homes, a leading cause of structure loss from wildfires; thus, it is an important component of the requirements of this FPP.

The Project will also be compliant with the following codes and regulations:

- 2022 California Building Code, Ch. 7A – Materials and Construction Methods for Exterior Wildfire Exposure: minimum standards for a new building located in a WUI area to resist the intrusion of flame or burning embers projected by a vegetation fire.
- 2022 California Fire Code, Chapter 49 – Requirements for Wildland-Urban Interface Fire Areas: minimum standards to increase the ability of a building to resist the intrusion of flame or burning embers being projected by a vegetation fire.
- 2022 California Code of Regulations, Title 14, Div. 1.5, Ch. 7, Sub-Ch. 2 – SRA/VHFHSZ Fire Safe Regulations: minimum wildfire protection standards in conjunction with building, construction and development in the SRA and VHFHSZ.
- California Public Resources Code, Div. 4, Part 2, Ch. 3, Sec. 4290: minimum fire safety standards related to defensible space in Hazardous Fire Areas; Sec. 4291: Defensible space maintenance on Mountainous, Forest-, Brush- and Grass-Covered Lands.
- California Government Code, Title 5, Div. 1, Part 1, Ch. 6.8, Sec. 51175-51189: Very High Fire Hazard Severity Zones.
- California Government Code, Title 7, Div. 2, Ch. 4 Sec. 66474.02: requirements for tentative map approval in a very high fire hazard severity zone.
- 2022 Ventura County Building Code: 2022 California Building Code as adopted with amendments.

- **2022 Ventura County Fire Code:** 2022 California Fire Code as adopted with amendments.
- **Ventura County Fire Department Guidelines:** guidelines regarding fuel modification zones, defensible space, landscaping, fire protection plans, and other related topics (410, 412, 416, 418, 420, 423, 424, 515).

1.2 Project Summary

1.2.1 Location

The Project site is located at 4884 N Ventura Avenue in the unincorporated Ventura County, north of the city of Ventura. It is directly south of the Norway Tract, also known as the Valley Vista community. Two driveways will provide access in and out of the site onto Ventura Avenue. An emergency access only, gated road will connect the project to the Valley Vista community to the north through the extension of Floral Drive. This access will only be available in the event of an emergency.[4]

The Project is situated on two of four contiguous parcels (Assessor Parcel Numbers (APNs) 063-0-110-090; -145; -065; - 035). The farmworker housing development will consist of three parcels of 6.11 acres, 4.81 acres and 8.66 acres. A 63.34-acre parcel will be created that will remain undeveloped open space and will be designated a Conservation Subdivision lot. That lot will be owned by a Conservation Entity.

Surrounding land uses include a residential community to the north, agricultural open space to the east and south and Ventura Avenue, Ojai Freeway and vacant land to the west. The entirety of the property lies within a Local Responsibility Area (LRA) Very High Fire Hazard Severity Zone (VHFHSZ), as statutorily designated by the CVFD and CAL FIRE.

1.2.2 Existing Land Use

The existing on-site land use of the proposed development is currently vacant agricultural land and a single family dwelling with some outbuildings.

1.2.3 Project Description

The Project is a comprehensive residential community exclusively for farmworkers and their families, located north of the city of Ventura. The community will consist of 328 apartments, along with community spaces such as two indoor community centers, a teen/adult recreational amenity (such as a basketball court), play fields, community garden, walking paths, and playgrounds, within an unincorporated area of the County of Ventura. This community will provide critical farmworker housing for Ventura County. In recent years, affordable, safe farmworker housing has been increasingly difficult to find in the county, hindering growth of the local agricultural industry and burdening local farmers and farmworkers.[5]

The Project will be developed in three phases as detailed on the Conceptual Site Plan and Tentative Parcel Map. Phase One will consist of a total of 92 units, Phase Two will consist of 104 units, and Phase Three will consist of 132 units. Each of the three phases will be owned by a separate limited partnership.

[4] Project Summary, Jensen Design & Survey, 2025
[5] Project Summary, Jensen Design & Survey, 2025

INTENTIONALLY LEFT BLANK

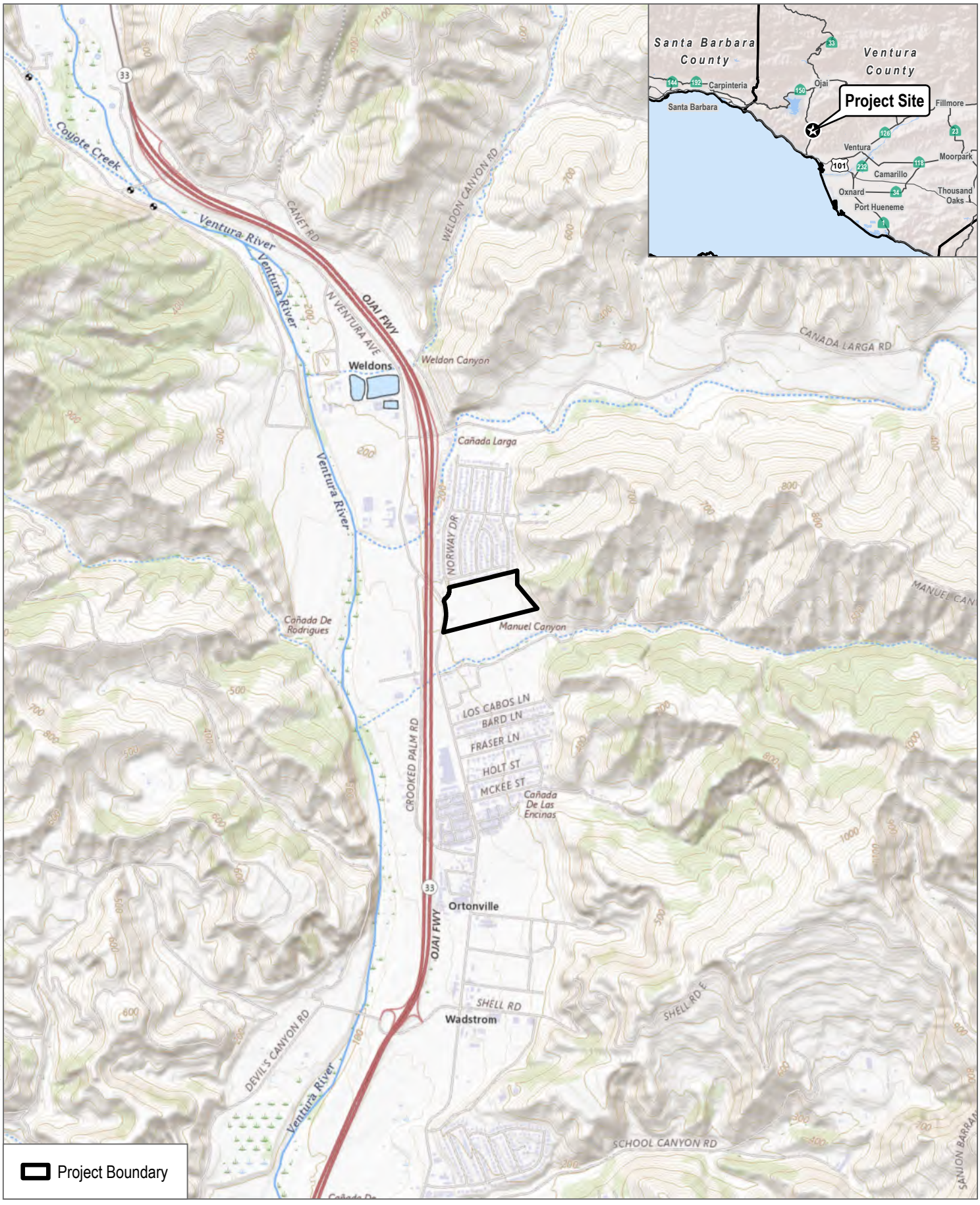

SOURCE: USGS National Map 2025

DUDEK

0 1,000 2,000 Feet

FIGURE 1

Project Location

Ventura Ranch WES

INTENTIONALLY LEFT BLANK

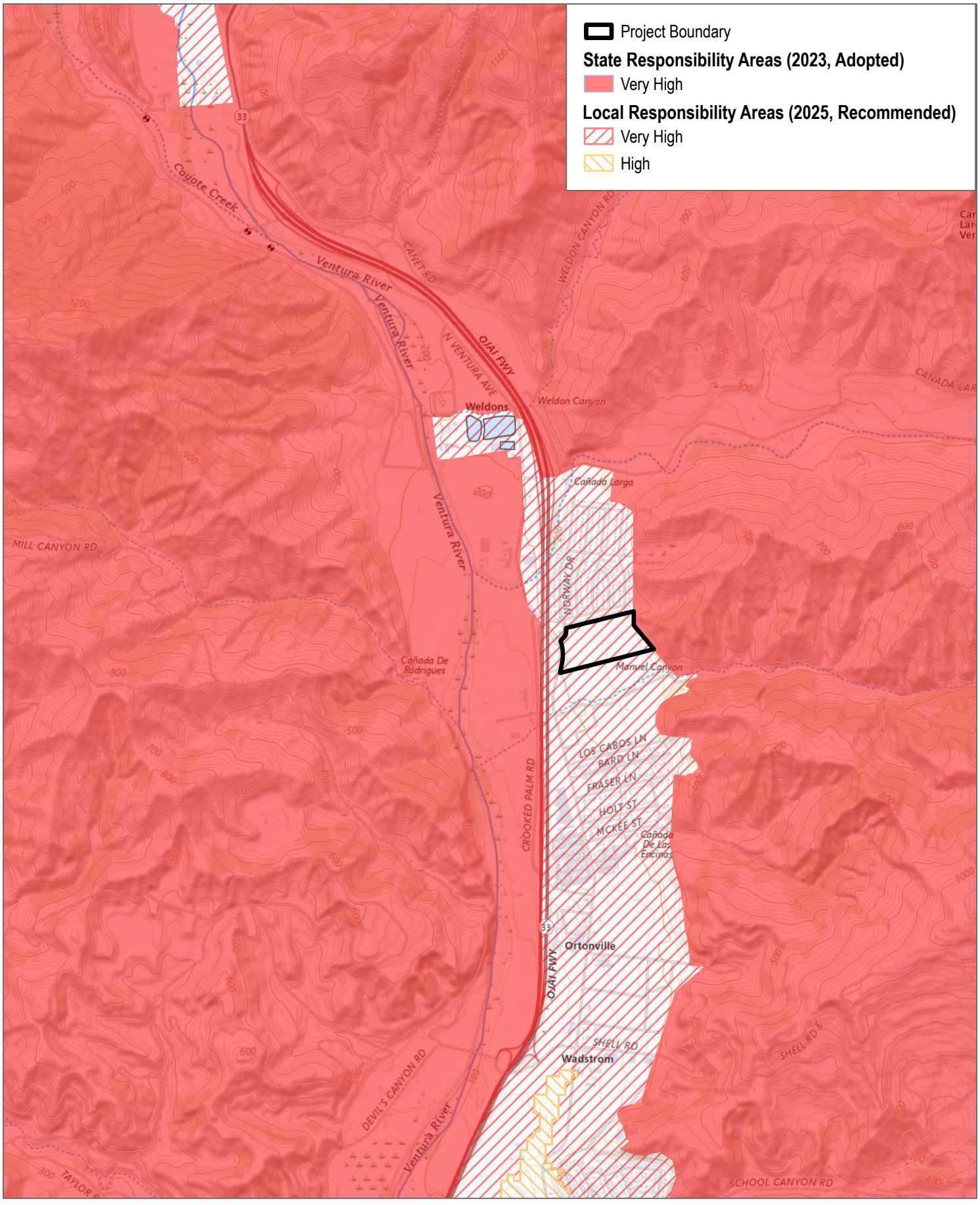

SOURCE: USGS National Map 2025; CalFire

DUDEK

0 500 1,000 Feet

FIGURE 2

Fire Hazard Severity Zones

Ventura Ranch WES

INTENTIONALLY LEFT BLANK

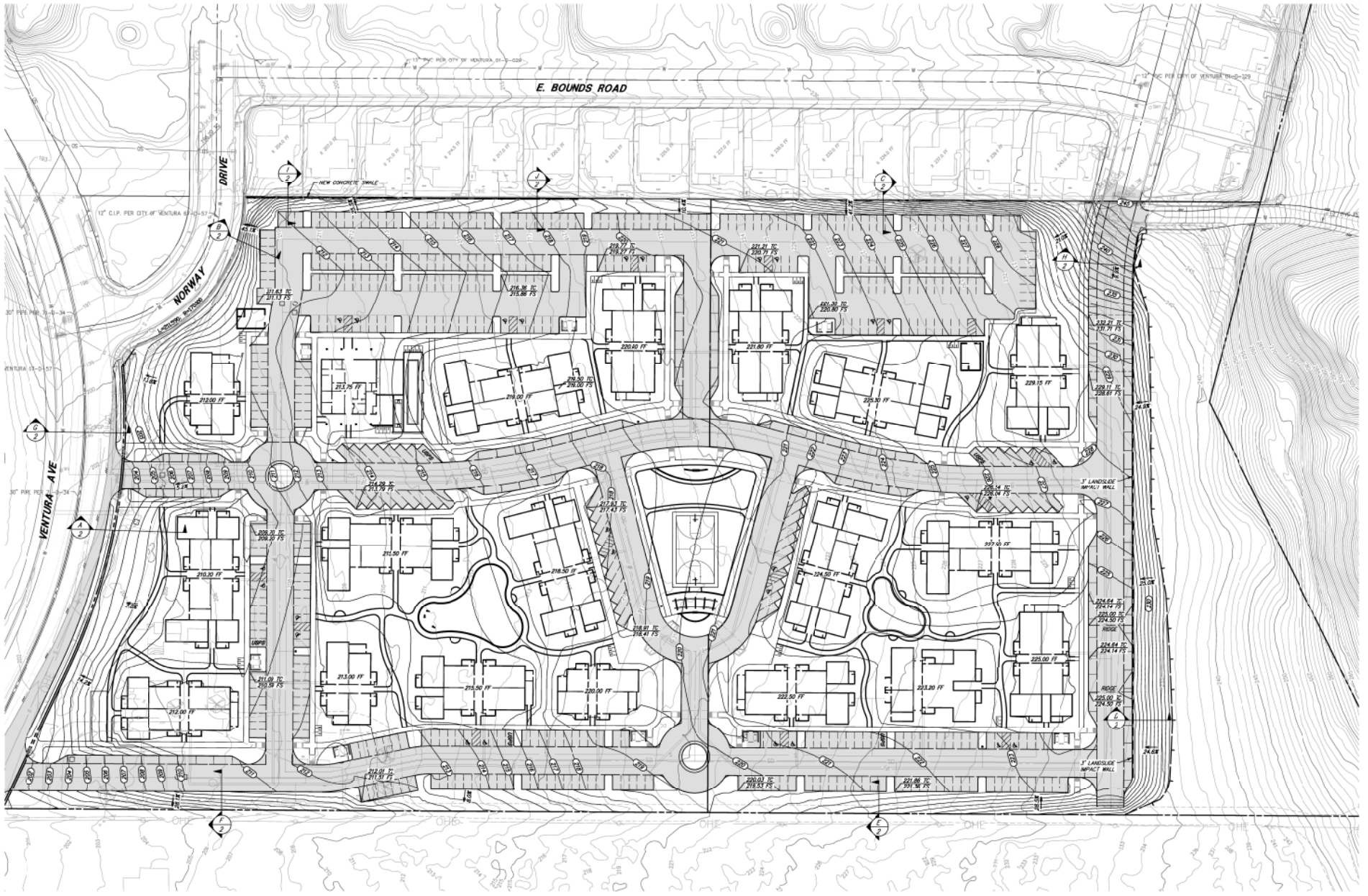

SOURCE: Jensen Design & Survey, Inc 2024

DUDEK

0 100 200 Feet

FIGURE 3

Site Plan

Ventura Ranch WES

INTENTIONALLY LEFT BLANK

2 Project Site Risk Analysis

2.1 Field Assessment

After review of the available information, including topography, vegetation types, fire history, and the Project's development footprint, a Dudek Fire Protection Planner conducted a site evaluation on April 30, 2025, in order to confirm/acquire site information, document existing site conditions, and to determine potential actions for addressing the protection of the Project's structures. While on site, Dudek's Fire Planner assessed the area's topography, vegetation and fuel loading, surrounding land use and general susceptibility to wildfire. Among the field tasks that were completed included:

- Vegetation estimates and mapping refinements
- Fuel load analysis
- Topographic features documentation
- Surrounding land use
- Photograph documentation
- Confirmation/verification of hazard assumptions
- Ingress/egress documentation.
- Nearby Fire Station reconnaissance

Field observations were utilized to augment existing Project site data in generating the fire behavior models and formulating the recommendations detailed in this report.

2.2 Project Site Characteristics and Fire Environment

Fire environments are dynamic systems and include many types of environmental factors and site characteristics. Fires can occur in any environment where conditions are conducive to ignition and fire movement. Areas of naturally vegetated open space are typically comprised of conditions that may be favorable to wildfire spread. The three major components of fire environment are topography, vegetation (fuels), and weather. The state of each of these components and their interactions with each other determines the potential characteristics and behavior of a fire at any given moment. It is important to note that wildland fire may transition to urban fire if structures are receptive to ignition. Structure ignition depends on a variety of factors and can be prevented through a layered system of protective features including fire resistive landscapes directly adjacent the structure(s), application of known ignition resistive materials and methods, and suitable infrastructure for firefighting purposes. Understanding the existing wildland vegetation and urban fuel conditions on and adjacent to the site is necessary to understand the potential for fire within and around the Project site.

The following sections discuss the characteristics of the Project area at a regional scale. Evaluating conditions at this macro-scale provides a better understanding of the regional fire environment, which represents the fuel bed for wildfires that may ignite in the vicinity of, and burn toward, the Project's planned and maintained fire buffers, landscapes, and ignition-resistant structures.

2.2.1 Topography

Topography influences fire risk by affecting fire spread rates. Typically, steep terrain results in faster fire spread up-slope and slower spread down-slope. Terrain that forms a funneling effect on the landscape can result in especially intense fire behavior. Conversely, flat terrain tends to have little effect on fire spread, resulting in fires that are driven by vegetation and wind.

Topography of the Project consists primarily of flat terrain with a slight gradient to the west. Elevations within the Project site range from about 200 to 250 feet above mean sea level (AMSL). East of the Project site (open space parcels) the topography includes steeper slopes with ravines; elevations range from 250 to 700 feet AMSL.

The Topatopa Mountains are located further east of the Project site within the Los Padres National Forest and the ecoregion known as the California montane chaparral and woodlands.

A regional topographic feature that may present a fire spread facilitator is the Ventura River (immediately west of the Project site), which may serve to funnel or channel winds, thus increasing their velocity and potential for influencing wildfire behavior.

2.2.2 Climate

The Project site, like much of southern California, is influenced by prevailing wind patterns. Prevailing winds are winds that blow from a single direction over a specific area of the Earth. The prevailing winds for the Project site typically are from the west averaging about six miles per hour (mph), but the presence of the Pacific Ocean can cause a diurnal wind pattern known as the land/sea breeze system. In the fall and winter, winds are from the north, averaging eight mph. Surface winds can also be influenced locally by topography and slope variations. The highest wind velocities are associated with downslope, canyon, and Santa Ana winds. The Project site includes topography that is subject to periodic extreme fire weather conditions that occur throughout southern California and Ventura County.

Wet winters and dry summers with mild seasonal changes characterize the southern California climate. This climate pattern is occasionally interrupted by extreme periods of hot weather, winter storms, or dry, northeasterly Santa Ana winds. The project area has daily highs in the summer and early fall months (June–October) exceeding 73°F. Precipitation typically occurs between October and April with average rainfall of 14 inches, per year (Weatherspark[6]).

From a regional perspective, the fire risk in southern California can be divided into three distinct “seasons” (Nichols et al. 2011, Baltar et al. 2014). The first season, the most active season and covering the summer months, extends from late May to late September. This is followed by an intense fall season characterized by fewer but larger fires. This season begins late September and continues until early November. The remaining months, November to late May cover the mostly dormant, winter season. Mensing et al. (1999) and Keeley and Zedler (2009) found that large fires in the region consistently occur at the end of wet periods and the beginning of droughts.

Typically, the highest fire danger in southern California coincides with Santa Ana winds. The Santa Ana wind conditions are a reversal of the prevailing southwesterly winds that usually occur on a region-wide basis near the end of fire season during late summer and early fall. Santa Ana winds are dry, warm, gusty foehn winds that flow from the high desert in the Great Basin (Nevada, western Utah and eastern California) through the mountain passes

6 https://weatherspark.com/y/1448/Average-Weather-in-Ventura-California-United-States-Year-Round#google_vignette

and canyons toward the Pacific Ocean. As they converge through the canyons and narrow passes, their velocities increase, gradually dissipating as they spread across wide valley floors. Localized wind patterns are strongly affected by both regional and local topography.

2.2.3 Vegetation

2.2.3.1 Fuels (Vegetation)

Vegetation type mapping is useful for fire planning, because it enables each vegetation community to be assigned a fuel model, which is used in a modeling program to predict fire behavior characteristics, as discussed in Section 3.1, Fire Behavior Modeling.

Vegetation on site is comprised of ruderal forbs and cut stalks from past agricultural uses. There are no active agricultural practices currently taking place on site. The area proposed for development and within the Project grading limits will be converted from agricultural use to residential structures, roadways and landscaped vegetation following project completion. The parcels east of the project site will remain as natural open space as will the Topatopa Mountains, which have a typical chaparral and woodland mix of Chamise, Manzanita, and Scrub Oak vegetation (World Wildlife Fund, 2022).

Following build-out, irrigated landscape vegetation associated with fuel modification zones (FMZ) is expected to cover the Project site, extending approximately 100 horizontal feet from each of the structures. An additional 100 feet of thinned, non-irrigated vegetative fuel modification will be provided for the Project as a VCFD approved standard mitigation for the reduced distance between fire apparatus access points to the Project. The provided FMZ areas will be maintained in order to comply with the final approved Fuel Modification Plan and VCFD's Standard 515.

2.2.3.2 Vegetation Dynamics

The vegetation characteristics described above are used to model fire behavior, discussed in Sections 3.2 and 3.3 of this FPP. Variations in vegetative cover type and species composition have a direct effect on fire behavior. Some plant communities and their associated plant species have increased flammability based on plant physiology (resin content), biological function (flowering, retention of dead plant material), physical structure (bark thickness, leaf size, branching patterns), and overall fuel loading. For example, non-native grass dominated plant communities become seasonally prone to ignition and produce lower intensity, higher spread rate fires. In comparison, sage scrub can produce higher heat intensity and higher flame lengths under strong, dry wind patterns, but does not typically ignite or spread as quickly as light, flashy grass fuels.

This concept is a key component in the overall establishment and maintenance of the proposed fuel modification zones on the Project site. The fuel modification zones on the Project site will consist of paved areas and irrigated and maintained landscapes, which results in reduced fire ignition, spread rates, and intensity.

2.2.4 Fire History

Fire history is an important component of an FPP. Fire history data provides valuable information regarding fire spread, fire frequency, most vulnerable areas, and significant ignition sources, amongst others. In turn, this understanding of why fires occur in an area and how they typically spread can then be used for pre-planning and designing defensible communities.

Fire history represented in this FPP uses the Fire and Resource Assessment Program (FRAP) database. FRAP summarizes fire perimeter data dating to the late 1800s, but which is incomplete due to the fact that it generally includes fires over 10 acres in size and has incomplete perimeter data, especially for the first half of the 20th century (Syphard and Keeley 2016). However, the data does provide a summary of recorded fires and can be used to show whether large fires have occurred in the Project area, which indicates whether they may be possible in the future.

According to available data from the CAL FIRE in the FRAP database[7], 67 fires have burned in the vicinity of the Project site since the beginning of the historical fire data record. Recorded wildfires within a 5-mile radius range from one (1) acre to 281,791 acres (2017 Thomas Fire) with an average fire size is 6,672 acres (2,503 when not including the Thomas Fire). Only one fire has burned on the Project site – the 2017 Thomas Fire – which burned about 0.02 acres in the southeast corner. Fire history for the general vicinity of the Project site is illustrated in the map in Appendix B (Project Vicinity Fire History Map).

Based on an analysis of the CAL FIRE FRAP fire history data set, specifically the years in which the fires burned, the average interval between wildfires in the area, including areas up to roughly five miles from the Project site, was calculated to be 1.6 years with intervals ranging between zero and 14 years. Based on this analysis, it is expected that a wildfire event that could impact the Project may occur, if weather conditions coincide, roughly every two years with the realistic possibility of shorter or longer interval occurrences, as observed in the fire history records.

[7] Based on polygon GIS data from CAL FIRE's FRAP, which includes data from CAL FIRE, USDA Forest Service Region 5, BLM, NPS, Contract Counties and other agencies. The data set is a comprehensive fire perimeter GIS layer for public and private lands throughout the state and covers fires 10 acres and greater between 1878–2023.

3 Anticipated Fire Behavior

3.1 Fire Behavior Modeling

Following field data collection efforts and available data analysis, fire behavior modeling was conducted to document the type and intensity of fire that would be expected adjacent to the Project site given characteristic site features such as topography, vegetation, and weather. Dudek utilized BehavePlus modeling program (Andrews, Bevins, and Seli 2008) to analyze potential fire behavior on and adjacent to the Project site, with assumptions made for the pre- and post-Project slope and fuel conditions. Results are provided below.

3.2 Fire Behavior Modeling Analysis

An analysis utilizing the BehavePlus modeling program was conducted to evaluate fire behavior variables and to objectively predict flame lengths, intensities, and spread rates for five modeling scenarios. These fire scenarios incorporated observed fuel types representing the dominant on-site and off-site vegetation on adjacent land to the east, south and west, in addition to slope gradients, and wind and fuel moisture values for both the 50th percentile weather (summer, onshore winds) and the 97th percentile weather (fall, offshore winds). Modeling scenario locations were selected to better understand different fire behavior that may be experienced on or adjacent to the Project site.

Vegetation types, which were derived from available resource materials and confirmed during the field assessment for the Project site, were classified into a fuel model. Fuel models are simply tools to help fire experts realistically estimate fire behavior for a vegetation type. Fuel models are selected by their vegetation type; fuel stratum most likely to carry the fire; and depth and compactness of the fuels. Fire behavior modeling was conducted for vegetative types that surround the proposed development. Fuel models were selected from *Standard Fire Behavior Fuel Models: a Comprehensive Set for Use with Rothermel's Surface Fire Spread Model* (Scott and Burgan 2005). Fuel models were also assigned to the perimeter fuel management areas to illustrate post-Project fire behavior changes. Based on the anticipated pre- and post-Project vegetation conditions, seven different fuel models were used in the fire behavior modeling effort presented herein. Fuel model attributes are summarized in Table 1.

Table 1. Fuel Models Used for Fire Behavior Modeling

Fuel Model Type	Title	Description	Application (Behave Run)
GR1	Grass–short, sparse, dry climate	Grass is sparse or discontinuous, short, with an average depth of about one foot. Spread rate low; flame length low.	Treated grassland
GR4	Moderate load dry climate grass	Moderately coarse continuous grass. Spread rate very high; flame length high.	Grassland
GS1	Shrubs and Grass–Low Load, Arid Climate	Shrubs are about one foot high; grass load is low. Spread rate moderate; flame length low.	Treated roadside vegetation
GS2	Moderate load dry climate grass-shrub	Moderate shrub fuel load, moderate grass load. Spread rate high; flame length moderate.	Coastal sage scrub

Table 1. Fuel Models Used for Fire Behavior Modeling

Fuel Model Type	Title	Description	Application (Behave Run)
SH1	Low load dry climate shrub	Low shrub fuel load; some grass may be present. Spread rate very low; flame length very low.	Treated coastal sage scrub
SH2	Moderate load dry climate shrub	Moderate fuel load, no grass fuel present. Spread rate low; flame length low.	Coastal sage scrub/chaparral
TL6	Moderate load broadleaf litter	Fuel bed composed of broadleaf (hardwood) litter. Moderate load, less compact. Spread rate moderate; flame length low.	Eucalyptus windrow
FM8	Irrigated landscaping/ compact litter	The primary carrier of fire is landscaping litter, though small amounts of fine dead fuel may be present. The landscaping material is generally hydrated with high moisture content. Spread rate low; flame length low.	Irrigated landscaping
NB1	Urban or suburban development	Insufficient wildland fuel to carry wildland fire.	Paved roadway, parking, hardscape

Table 2 summarizes the weather and wind input variables used in the BehavePlus modeling process.

Table 2. Fuel Moisture and Wind Inputs

Variable	Weather Condition (97th Percentile)
1h Moisture	2%
10h Moisture	3%
100h Moisture	5%
Live Herbaceous Moisture	70%
Live Woody Moisture	50%
20-foot Wind Speed (mph)	40
Wind Adjustment Factor	0.4

3.3 Fire Behavior Modeling Results

The results of fire behavior modeling analysis for pre- and post-project conditions are presented in Tables 3 and 4, respectively. Identification of modeling run (fire scenarios) locations is presented graphically in Figure 4, Wildfire Behavior Modeling Scenarios.

Fire Scenario locations and descriptions:

- Scenario 1. Fire flaming front approaching from the northeast towards the eastern boundary of the Norway Tract (Valley Vista community) with northeastern winds.
  - *Existing conditions:* undeveloped land with annual grassland and fuel treatment (Fuel Models GR4, GR1).
  - *Post-development conditions:* includes the fuel treatment recommendations (Fuel Model GR1).

- Scenario 2. Fire flaming front approaching from the northeast towards the eastern boundary of the Norway Tract (Valley Vista community) with northeastern winds.
  - ***Existing conditions:*** undeveloped land with coastal sage scrub and avocado orchard (Fuel Models GS2, FM8).
  - ***Post-development conditions:*** includes the fuel treatment recommendations (Fuel Model GS1, FM8).
- Scenario 3. Fire flaming front approaching from the northeast towards the eastern boundary of the project with northeastern winds.
  - ***Existing conditions:*** undeveloped land with coastal sage scrub/chaparral and avocado orchard (Fuel Model SH2, FM8).
  - ***Post-development conditions:*** includes the fuel treatment recommendations, irrigated landscaping and paved roadway (Fuel Model SH1,FM8, NB1).
- Scenario 4. Fire flaming front approaching from the south towards the southern boundary of the project with south winds.
  - ***Existing conditions:*** adjacent fallow agricultural field, harvested agriculture field (Fuel Models GR2, GR1).
  - ***Post-development conditions:*** includes the fuel treatment recommendations, irrigated landscaping and paved roadway (Fuel Models GR2. FM8, NB1).
- Scenario 5. Fire flaming front approaching from the southwest towards the western boundary of the project with southwestern winds.
  - ***Existing conditions:*** freeway, grassland, paved roadway and eucalyptus windrow (Fuel Models NB1, GR4, TL6).
  - ***Post-development conditions:*** includes the freeway, grassland, paved roadway and irrigated landscaping (Fuel Models NB1, GR4, FM8).

The results presented in Tables 3 and 4 depict values based on inputs to the BehavePlus modeling program reflecting a "moment in time" and are not intended to capture changing fire behavior as it moves across a landscape. Changes in slope, weather, or pockets of different fuel types are not accounted for in this analysis, but the models provide a worst-case wildfire behavior condition as part of a conservative approach. For planning purposes, the averaged worst-case fire behavior is the most useful information for conservative fuel modification design. Model results should be used as a basis for planning only, as actual fire behavior for a given location would be affected by many factors, including unique weather patterns, small-scale topographic variations, or changing vegetation patterns.

3.4 Fire Behavior Summary

3.4.1 Existing Conditions

The results of fire behavior modeling analysis for pre- and post-Project conditions are presented in Tables 3 and 4, respectively. Identification of modeling run (fire scenarios) locations is presented graphically in Figure 4, Wildfire Behavior Modeling Scenarios.

As presented in Table 3, Fire Behavior Results for Existing Conditions, Dudek conducted modeling of the Project site for pre-development fuel conditions for the Project. The vegetation fuels include grassland, coastal sage shrub,

and both active and fallow agricultural vegetation. For modeling the pre-development condition, fuel model assignments were classified as Fuel Model GR1 for treated grassland, Fuel Model GR2 for agricultural vegetation, Fuel Model GR4 for untreated grassland, Fuel Model GS2 for sage scrub, Fuel Model NB1 for the streets and walkways, and Fuel Model TL6 for Eucalyptus windrow.

As presented in the Wildfire Behavior Modeling Scenarios figure, wildfire behavior in grassland, modeled as GR4, would exhibit the most intense fire behavior (refer to Table 3, Fire Behavior Results for Existing Conditions). A worst-case fire under gusty Santa Ana winds and low fuel moistures is expected to be fast moving modeled at advancing 4.7 mph from east to west. Flame length values were modeled at 20 feet in untreated native grass on lands adjacent to the property. Ember spotting is projected to occur up to 1.2 miles from the flaming front.

Table 3. Fire Behavior Results for Existing Conditions

Fire Scenarios	Spread Rate (mph)	Fireline Intensity (BTU/ft/sec)	Flame Length (ft)	Spotting Distance[1] (mi)
Scenario 1: 30% slope, 40 mph wind from NE				
Fuel Model GR4 – grassland	4.7	3840	20.0	1.2
Fuel Model GR1 – treated grassland	0.3	37	2.4	0.3
Scenario 2: 30% slope, 40 mph wind from NE				
Fuel Model GS2 – coastal sage shrub	2.3	1899	14.5	1.0
Fuel Model FM8 – avocado orchard	0.1	46	2.6	0.3
Scenario 3: 30% slopes, 40 mph wind from NE				
Fuel Model SH2 – coastal sage scrub/chaparral	0.8	1728	13.9	0.9
Fuel Model FM8 – avocado orchard	0.1	46	2.6	0.3
Scenario 4: 5% slope, 20 mph wind from S				
Fuel Model GR2 – fallow agricultural field	0.9	360	6.8	0.3
Fuel Model GR1 – harvested agricultural field	0.3	37	2.4	0.2
Scenario 5: 10% slope, 20 mph wind from SW				
Fuel Model NB1 – paved street	0	0	0	0
Fuel Model GR4 – grassland	1.8	1450	12.8	0.5
Fuel Model TL6 – eucalyptus windrow	0.2	189	5.0	0.3

Note:
[1] Spotting distance from a wind driven surface fire.

3.4.2 Post-Project Conditions

As presented in Table 4, Fire Behavior Results for Post-Project Conditions, Dudek conducted modeling of the Project site for post-development fuel conditions. The fuel modification area includes paved roadways, parking lots and irrigated landscaping throughout the Project. For modeling the post-development condition, fuel model assignments were re-classified as Fuel Model 8 for the irrigated landscaping, Fuel Model GS1 for maintained native shrubs, and Fuel Model NB1 for the streets and walkways. Fuel model assignments for all other areas remained the same as those classified for the existing condition.

Table 4. Fire Behavior Results for Post-Project Conditions

Scenario	Spread Rate (mph)	Fireline Intensity (BTU/ft/sec)	Flame Length (ft)	Spotting Distance[1] (mi)
Scenario 1: 30% slope, 40 mph wind from NE				
Fuel Model GR1 – maintained grassland for fuel modification	0.3	37	2.4	0.3
Scenario 2: 30% slope, 40 mph wind from NE				
Fuel Model GS1 – maintained shrubs for fuel modification	1.6	745	9.4	0.7
Scenario 3: 30% slope, 40 mph winds from NE				
Fuel Model SH1 – maintained shrubs for fuel modification	1.0	569	8.3	0.6
Fuel Model NB1 – paved roadway	0	0	0	0
Fuel Model 8 – Irrigated landscaping	0.1	46	2.6	0.3
Scenario 4: 5% slope, 20 mph wind from S				
Fuel Model NB1 – paved roadway	0	0	0	0
Fuel Model 8 – Irrigated landscaping	0.1	26	2.0	0.2
Scenario 5: 5% slope, 20 mph wind from SW				
Fuel Model NB1 – paved roadway	0	0	0	0
Fuel Model GR4 – grassland	1.8	1450	12.8	0.5
Fuel Model 8 – Irrigated landscaping	0.1	26	2.0	0.2

Note:
[1] Spotting distance from a wind driven surface fire.

Fire behavior modeling Scenarios 1, 2, and 3 anticipate a wildfire approaching from north and east of the Project site advancing toward the eastern boundary of the Project through various vegetation fuels on 30% slopes with 40 mph winds from the northeast. The worst case is a wildfire in grassland fuels with existing conditions advancing at 4.7 mph with 20-foot flame lengths and ember spotting to a distance of 1.2 miles from the front of the fire. It is anticipated that the fire will decrease in intensity when it reaches the Project site and encounters less fuel, which is currently ruderal forbs and cut stalks from past agricultural uses. Wildfire conditions significantly improve under Scenarios 1, 2, and 3 when fuel modification zones are created and maintained. Post-Project conditions will result in a wildfire advancing 0.3 mph with 2.4-foot flame lengths in maintained grasses and 9.4 flame lengths in maintained shrubs with ember spotting to a distance of 0.6 miles from the front of the fire.

Fire behavior modeling Scenario 4 anticipates a wildfire approaching from south of the Project boundary on a 5% slope with wind from the south at 20 mph and burning in fallow and harvested agricultural vegetation fuels prior to arriving at the Project site. The rate of spread is less than 1 mph with flame lengths of 6.8 feet and ember spotting to a distance of 0.3 miles from the front of the fire. Existing fuel conditions on the Project site are similar to the fuel conditions south of the Project site. Fire behavior on the Project site under existing conditions is expected to be about the same as fire behavior in the area south of the Project. Wildfire conditions also significantly improve on the Project site under Scenario 4 when fuel modification zones are established within the Project boundary. Post-Project conditions will result in a wildfire advancing 0.1 mph with 2-foot flame lengths in irrigated landscaping with ember spotting to a distance of 0.2 miles from the front of the fire.

Fire behavior modeling Scenario 5 is a wildfire approaching from the southwest towards the western boundary of the Project on a 10% slope with winds from the southwest at 20 mph and burning in grasses and agricultural fuels prior to arriving at the Project site. The rate of spread is 1.8 mph with flame lengths of 12.8 feet and ember spotting to a distance of 0.5 miles. Fire behavior on the Project site under existing conditions is expected to be about the same as fire behavior in the area west and southwest of the Project. Wildfire conditions under Scenario 5 are relatively unchanged when fuel modification zones are established within the Project boundary.

The fuel modification areas within the Project site experienced a significant reduction in flame length and wildfire intensity. Post-Project fuel modification results in flame lengths that are less than half of the existing conditions for Scenarios 1, 2, and 3 where the wildfire is approaching from the north and east. Post-Project ember spotting for Scenarios 1, 2, and 3 has been reduced by half as compared to existing conditions. Anticipated fire behavior is significantly improved with post-Project fuel modification for a Scenario 4 wildfire approaching from the southwest. Flame lengths are reduced to less than one-third of those produced by existing conditions while ember spotting is reduced by half.

The results presented in Tables 3 and 4 depict values based on inputs to the BehavePlus modeling program and are not intended to capture changing fire behavior as it moves across a landscape. Changes in slope, weather, or pockets of different fuel types are not accounted for in this analysis, but the models provide a worst-case wildfire behavior condition as part of a conservative approach. For planning purposes, the averaged worst-case fire behavior is the most useful information for conservative fuel modification design. Model results should be used as a basis for planning only, as actual fire behavior for a given location would be affected by many factors, including unique weather patterns, small-scale topographic variations, or changing vegetation patterns.

3.5 Project Area Fire Risk Assessment

Wildland fires are a common natural hazard in most of southern California with a long and extensive history. Southern California landscapes include a diverse range of plant communities, including vast tracts of grasslands and shrublands. Wildfire in this Mediterranean-type ecosystem ultimately affects the structure and functions of vegetation communities (Keeley 1984) and will continue to have a substantial and recurring role (Keeley and Fotheringham 2003). Supporting this are the facts that 1) native landscapes, from forest to grasslands, become highly flammable each fall and 2) the climate of southern California has been characterized by fire climatologists as the worst fire climate in the United States (Keeley 2004) with high winds (Santa Ana) occurring during autumn after a six-month drought period each year. Based on this research, the anticipated growing population of WUI areas, and the regions fire history, it can be anticipated that periodic wildfires may start on, burn onto, or spot into the Project site. The most common type of fire anticipated in the vicinity of the Project Area is a wind-driven fire from the north/northeast moving through the annual grasses and sage scrub shrubs found on the lands adjacent to the Project.

Therefore, it will be critical that the latest fire protection technologies, developed through intensive research and real-world wildfire observations and findings by fire professionals, for both ignition resistant construction and for creating defensible space in the ever-expanding WUI areas, are implemented and enforced. The Project, once developed, would not facilitate wildfire spread and would reduce projected flame lengths to levels that would be manageable by firefighting resources for protecting the Project site's structures, especially given the ignition resistance of the structures and the planned ongoing maintenance of the entire Project site landscape.

Table 3. Fire Behavior Results for Existing Conditions

Fire Scenarios	Spread Rate (mph)	Fireline Intensity (BTU/ft/sec)	Flame Length (ft)	Spotting Distance[1] (mi)
Scenario 1: 30% slope, 40 mph wind from NE				
Fuel Model GR4 – grassland	4.7	3840	20.0	1.2
Fuel Model GR1 – treated grassland	0.3	37	2.4	0.3
Scenario 2: 30% slope, 40 mph wind from NE				
Fuel Model GS2 – coastal sage shrub	2.3	1899	14.5	1.0
Fuel Model FM8 – avocado orchard	0.1	46	2.6	0.3
Scenario 3: 30% slopes, 40 mph wind from NE				
Fuel Model SH2 – coastal sage scrub/chaparral	0.8	1728	13.9	0.9
Fuel Model FM8 – avocado orchard	0.1	46	2.6	0.3
Scenario 4: 5% slope, 20 mph wind from S				
Fuel Model GR2 – fallow agricultural field	0.9	360	6.8	0.3
Fuel Model GR1 – harvested agricultural field	0.3	37	2.4	0.2
Scenario 5: 10% slope, 20mph wind from SW				
Fuel Model NB1 – paved street	0	0	0	0
Fuel Model GR4 – grassland	1.8	1450	12.8	0.5
Fuel Model TL6 – eucalyptus windrow	0.2	189	5.0	0.3

Table 4. Fire Behavior Results for Post-Project Conditions

Scenario	Spread Rate (mph)	Fireline Intensity (BTU/ft/sec)	Flame Length (ft)	Spotting Distance[1] (mi)
Scenario 1: 30% slope, 40 mph wind from NE				
Fuel Model GR1 – maintained grassland for fuel modification	0.3	37	2.4	0.3
Scenario 2: 30% slope, 40 mph wind from NE				
Fuel Model GS1 – maintained shrubs for fuel modification	1.6	745	9.4	0.7
Fuel Model 8 – avocado	0.1	46	2.6	0.3
Scenario 3: 30% slope, 40 mph winds from NE				
Fuel Model SH1 – maintained shrubs for fuel modification	1.0	569	8.3	0.6
Fuel Model NB1 – paved roadway	0	0	0	0
Fuel Model 8 – Irrigated landscaping	0.1	46	2.6	0.3
Scenario 4: 5% slope, 20 mph wind from S				
Fuel Model NB1 – paved roadway	0	0	0	0
Fuel Model 8 – Irrigated landscaping	0.1	26	2.0	0.2
Scenario 5: 5% slope, 20 mph wind from SW				
Fuel Model NB1 – paved roadway	0	0	0	0
Fuel Model GR4 – grassland	1.8	1450	12.8	0.5
Fuel Model 8 – Irrigated landscaping	0.1	26	2.0	0.2

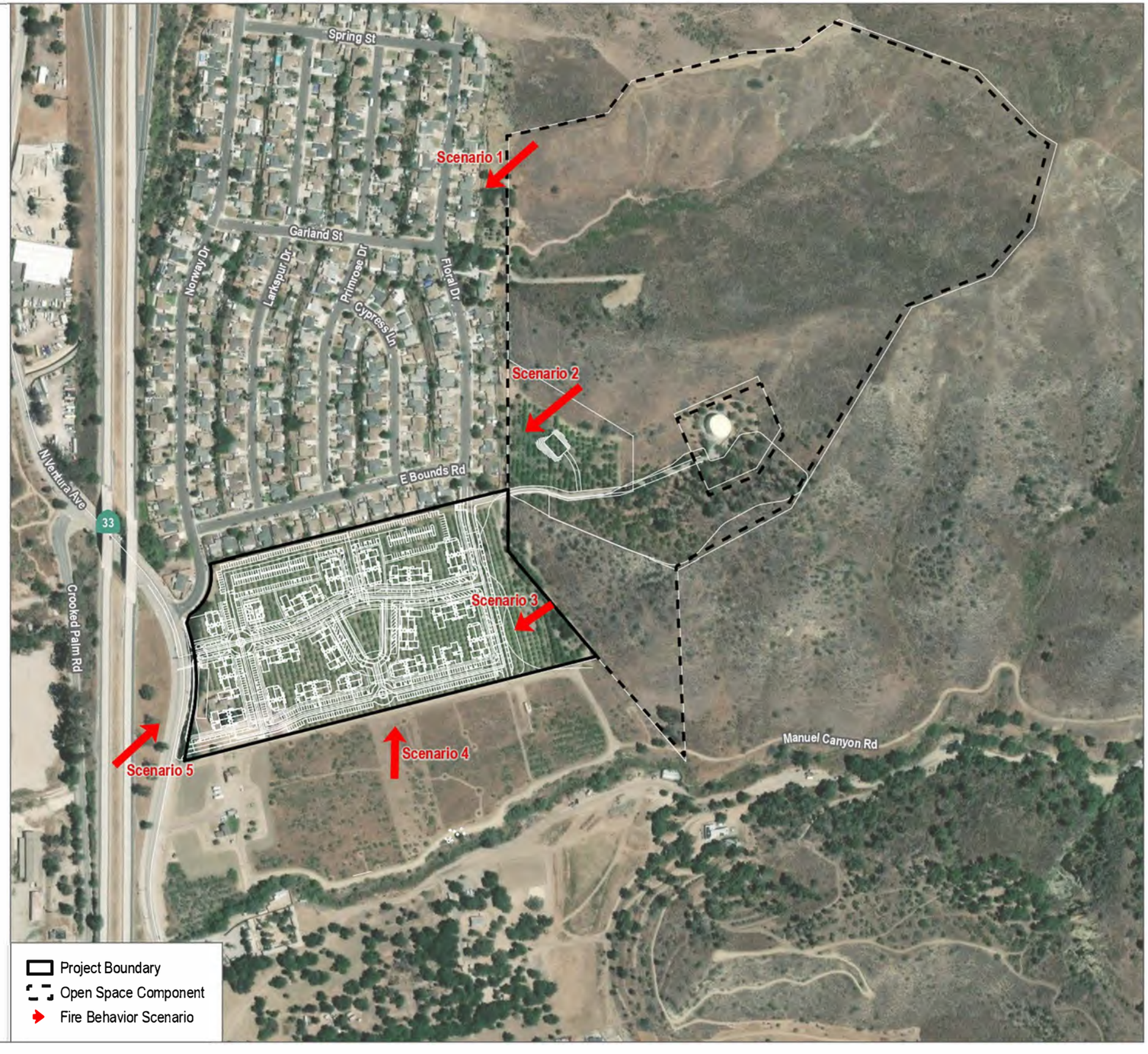

SOURCE: ESRI Aerial Imagery;

DUDEK

0 205 410 Feet

FIGURE 4

Wildfire Behavior Modeling Scenarios

Ventura Ranch Project Fire Protection Plan

INTENTIONALLY LEFT BLANK

4 Emergency Response and Service

4.1 Emergency Response

The VCFD jurisdiction covers approximately 848 square miles in size and has an estimated population of 840,000. VCFD responds to fires, medical emergencies, traffic accidents, land and water rescues, hazardous materials calls, environmental hazards, and a variety of public service requests. VCFD provides emergency and non-emergency services to all unincorporated areas in Ventura County along with the cities of Ojai, Port Hueneme, Moorpark, Camarillo, Santa Paula, Simi Valley, and Thousand Oaks.[8] In 2023, VCFD responded to 53,661 calls for service, including 41,077 medical emergencies, 3,249 rescues, 1,191 fires and thousands of other urgent requests for assistance for an average of 147 responses each day.[9]

The VCFD currently operates 34 Fire Stations, two of which are analyzed herein due to their proximity to the Project site and could respond to an incident at the Project site (Stations 22 and 23). Primary response would be from Station 23, with Station 22 responding as necessary. Fire Station 23 houses five firefighters who staff Medic Engine 23, staffed by three personnel, and Rescue 23, staffed by two personnel. The station and its resources provide firefighting, advanced life support, and heavy rescue services to the Oak View and Casitas Springs areas of Ventura County in addition to supporting emergency operations throughout Ojai Valley. Fire Station 22 houses three firefighters who cross-staff Engine 22, Brush Engine 322, and Utility 22.[10] Mutual aid, automatic aid and other agreements with surrounding fire departments enable VCFD to provide the fastest and highest level of service.[11] Ventura City Fire Station 1 may be available to respond to the Project site as a mutual aid resource. This station houses three firefighters who staff a paramedic engine.[12]

Table 5 (Fire Department Responding Stations Summary) presents a summary of the location, fire apparatus equipment, staffing levels, maximum travel distance, and estimated travel time for the stations that may respond to a fire or medical emergency at the Project site. Travel distances are derived from Google road data while travel times are calculated applying the nationally recognized RAND Corporation formula used by the Insurance Services Office (ISO) Public Protection Classification Program's Response Time Standard: (T=0.65 + 1.7(D), where T=time and D=distance). The response travel time formula discounts speed for intersections, vehicle deceleration and acceleration, and does not include turnout time.

Table 5. Fire Department Responding Stations Summary

Station	Location	Equipment	Staffing	Maximum Travel Distance	Travel Time**
Station 23	15 Kunkle St., Oak View, California	- (1) Paramedic Engine Co. - (1) Rescue	On-Duty: 5	5.0 mi.*	9.2minutes*

8 Ventura County Fire Department. https://vcfd.org/about-vcfd/
9 Ventura County Fire Department. https://s45897.pcdn.co/wp-content/uploads/2024/04/AnnualReport2023.pdf
10 Ventura County Fire Department. https://vcfd.org/fire-stations/
11 Ventura County Fire Department. https://vcfd.org/emergency-response/
12 Ventura City Fire Department. https://www.cityofventura.ca.gov/1654/Fire-Stations

Table 5. Fire Department Responding Stations Summary

Station	Location	Equipment	Staffing	Maximum Travel Distance	Travel Time**
Station 22	466 S. La Luna Ave., Ojai, California	- (1) Engine Co. - (1) Brush Engine - (1) Utility	On-Duty: 3	8.7 mi.*	15.4 minutes*
Ventura City Station 1	717 N. Ventura Ave Ventura, California 93001	- (1) Paramedic Engine Co.	On duty: 3	3.1 mi.*	5.9 minutes*

Notes:
* Distance measured to entrance of the Project site at 4884 N. Ventura Ave.
** Assumes travel to the project entrance, and application of the ISO formula, T=0.65+1.7(Distance), a 35 mph travel speed, and does not include turnout time.

Based on the Project site location in relation to existing VCFD stations, travel time to the site for the first responding engine from Station 23 is approximately 9.2 minutes to the main project entrance. Travel to the furthest occupied point of the development may require an additional 30-60 seconds to navigate the quarter-mile distance that includes two roundabouts. A secondary response from Station 22 would arrive in just over 15 minutes.

National Fire Protection Association Standard 1710, *Standard for the Organization and Deployment of Fire Suppression Operations, Emergency Medical Operations, and Special Operations to the Public by Career Fire Departments*, establishes response time standards for fire and medical emergency incidents. Local fire departments use these standards to establish response time goals. Response time is the total time from when a 9-1-1 call is received until the first emergency responders arrive at the location of the incident. Response time includes 9-1-1 call processing time; the time required for emergency responders to put on any protective clothing needed and leave the station, which is known as turnout time; and travel time. NFPA 1710 allows for 1.15 minutes for call processing time and 1.33 minutes for turnout time.[13]

The VCFD has a response time goal of 8.5 minutes for Suburban areas 90% of the time and 12 minutes for Rural areas 90% of the time.[14] The Project is located in a rural area. With an anticipated travel time of 9.2 minutes for the nearest VCFD fire engine and 2.48 minutes for call processing and turnout time, the total expected response time to the Project is 11.68 minutes, which is within the VCFD response time goal for a facility in a rural location.

It is common for rural areas to have longer response times than urban and suburban areas. For projects such as this one, it is vitally important for the Project to include all required and recommended construction materials and methods, fire protection systems, and vegetation fuel reduction through the use of FMZs. All of these elements will provide the Project and residents with a high degree of wildfire safety and protection.

13 National Fire Protection Association Standard 1710, 2020 edition.
14 Ventura County Fire Department. Public records request response, May 19, 2025.

4.2 Estimated Calls and Demand for Service from the Project

The VCFD responded to 53,661 total calls for service in 2023, the most recent year for which data is available.[15] The total population served by VCFD is approximately 840,000, resulting in a per capita call volume of roughly 0.06. Based on the proposed development plans for 328 apartments with a mix of one-, two-, and three-bedroom units, the Project is estimated to add 820 residents at full occupancy.[16] With a per capita call volume of 0.06, the Project is estimated to generate 49 calls for service to the VCFD per year at build out and full occupancy, which is a 0.1% increase in call volume when compared to the total calls for service in 2023. Most of the calls for service are expected to be medical-related calls, consistent with typical emergency call statistics.

Service level requirements are not expected to be significantly impacted by the Project. VCFD's busiest stations, which do not have additional responses from a Battalion Chief, average 12.5 calls per day. Station 23 averaged nearly 3 calls per day and Station 22 averaged nearly 4 calls per day.[17] An additional 49 calls for service per year equates to nearly 1 call per week. It is anticipated that most of the calls for service from the Project area will be handled by Medic Engine 23 and Rescue 23 responding from Station 23. The Project will not significantly increase the average daily call volume for Station 23.

15 Ventura County Fire Department. https://s45897.pcdn.co/wp-content/uploads/2024/04/AnnualReport2023.pdf

16 US Census data reports that Ventura Couty has an average household size of 2.97 people. With the Project being limited to dwelling units with 1-3 bedrooms, this report estimates that the average household size for the proposed dwelling units will be 2.5 people.

17 Ventura County Fire Department. Total Responses per VCFD Station, 2023-2024.

INTENTIONALLY LEFT BLANK

5 Fire Safety Requirements- Infrastructure, Building Ignition Resistance, And Defensible Space

The VCFD Fire Code and 2022 CFC and 2022 CBC (adopted by reference with several modifications) governs the building, infrastructure, and defensible space requirements detailed in this FPP. The Project will meet applicable codes or will provide alternative materials and/or methods (AM&M), if warranted. The following summaries highlight important fire protection features.

Prior to bringing combustible materials onto the Project site, utilities shall be in place, fire hydrants operational, an approved all-weather roadway, or an approved road surface alternative in place, and interim fuel modification zones established and approved.

5.1 Roads

5.1.1 Primary/Fire Access

The Project would involve the construction of new structures, roadways, and would generate new trips to and from the Project site. The Project site's access, including road widths and connectivity, will comply with the County's development standards and VCFD Fire Apparatus Access Standard 501 with the exception of meeting the separation requirement of the two points of access that are required for projects in a Very High Fire Hazard Severity Zone, as discussed in more detail below. Additionally, an adequate water supply and approved paved access roadways shall be installed prior to any combustibles on site and will include:

- Access to the Project site will be provided via two points of connection to Ventura Avenue that are separated by approximately 300 feet. Both of these roadways will be constructed as part of the Phase One development and remain accessible throughout all three phases of development. An additional emergency only access/egress will be available at the northeast corner of the development with the connection of Floral Drive to the existing Norway Tract community to the north as part of the Phase Three development. This additional roadway will serve both the Ventura Ranch community and the Norway Tract community, as not all emergencies are fire related.
- The VCFD requires projects located in a Very High Fire Hazard Severity Zone to have two points of access that are separated by a minimum of 1,000 feet. In lieu of providing the minimum separation, VCFD requires an additional 100 feet of vegetation fuel modification for a total of 200 feet.
- Proposed on-site interior streets will facilitate access throughout the site to meet fire department access requirements to each structure. All primary circulation roads comply with two-way access road standards and are capable of supporting an imposed load of at least 75,000 pounds of fire apparatus, and shall be surfaced by either asphalt or concrete, except when alternate surfaces are approved by the Ventura County Fire Department.
- Interior circulation streets include all roadways that are considered common or primary roadways for traffic flow through the site and for fire department access serving all proposed structures. The Project would be

required to provide approved fire apparatus turnarounds on all dead-end fire apparatus access roadways over 150 feet in length.

- Typical interior Project roads, including collector and local roads, will be constructed to minimum code required unobstructed widths and shall be improved with aggregate cement or asphalt paving materials. The primary interior circulation road will be designed to accommodate a minimum of at least 75,000-lb. fire apparatus load.
- Buildings exceeding 30 feet in height shall be provided with aerial fire apparatus access. One or more of the required access routes shall be located not less than 15 feet and not more than 30 feet from the building(s), to the approval of the fire code official.
- Private and public streets shall meet all project approved fire code requirements and/or mitigated exceptions for maximum allowable dead-end distance, paving, and fuel management prior to combustibles being brought to the site.
- Vertical clearance of vegetation (lowest-hanging tree limbs), along roadways will be maintained at clearances of 13 feet, 6 inches or more above the surface of the roadway to allow fire engines passage. Unobstructed vertical clearance must be clear to the sky for aerial fire apparatus access roadways to allow aerial ladder truck operation.
- Cul-de-sacs and fire apparatus turnarounds will meet requirements and VCFD Standards.
- Roadways and/or driveways will provide fire department access to within 150 feet of all portions of the exterior walls of the first floor of each structure.
- Roadway design features (e.g., speed bumps, humps, speed control dips, planters, and fountains) are designed to reduce speed. Therefore, they impede the response of emergency vehicles and increase estimated travel times into an area. The Ventura County Fire Department does not encourage speed bumps as a mitigation to reduce speed. As such, the Project will use alternatives such as stop signs, speed limit signs, and street design.
- Access roads shall be completed and paved prior to issuance of building permits and prior to the occurrence of combustible construction.
- Developer will provide information illustrating the new roads, in a format acceptable to the VCFD for updating of Fire Department's response maps.

5.1.2 Circulation and Road Width

Circulation within the community is provided by roads that meet aerial fire apparatus standards, and provides vehicular circulation to the proposed units, as well as resident parking spaces. The proposed parcels will be granted access easements over the proposed roads, to ensure complete site circulation. The proposed residential units are clustered, overlooking core community spaces such as play fields, playgrounds, and community centers. Internal pathways provide pedestrian circulation to residential buildings and community amenities within the site.

The fire apparatus access roadways will be constructed to current VCFD Standard 501 and 2022 CFC requirements, including minimum 30-foot unobstructed road width (two Phase One resident parking driveways for parking access will be 25' and 26' wide), with parking restrictions on both sides, unless deemed otherwise by the VCFD. All curves in Fire Department Access Roads shall have no less than a centerline horizontal radius curvature of 40 feet turning radius for emergency equipment. All intersections will have a minimum of 25 feet unobstructed roadway width to ensure fire apparatus turning access.

5.1.3 Maximum Dead-End Road (cul-de-sac) Length

The Project has two entrances which connect to a looping internal circulation system and an emergency access/egress roadway. Dead end streets longer than 150 feet shall have approved provisions for fire apparatus access; however, no streets in the current design exceed 150 feet. Fire apparatus turnarounds to include turning radius widths approved by VCFD.

5.1.4 Gates

No gates are proposed aside from the emergency access roadway gate that will be equipped with a Knox box/key switch. If any gates are to be installed they are subject to Fire Code requirements and standards.

5.1.5 Premises Identification

Identification of roads and structures will comply with VCFD Fire Prevention Standard 502, as follows:

- Multi-family residential buildings shall have address numbers installed to meet the following requirements:
  (1) The minimum height of the numbers shall be 10-inches.
  (2) The minimum width of each number shall be 5-inches.
  (3) The minimum stroke width of each number shall be 1-inch
- Where buildings are set back from the street, larger numbers may be required as determined by the Fire District. To calculate the required width and stroke width of each number, the following shall apply: width = 1/2 of the required height and stroke width = 1/10 of the required height.
- Each individual unit shall have its address/unit number above or adjacent to the entrance door.
- Complexes with multiple buildings may be required to provide address range posted at driveway entrances, directories, premises maps, and directional signs at locations approved by the Fire District.
- When directories are required by the Fire District, they shall meet the following requirements:
  (1) Provided at every entrance into the complex.
  (2) Setback two (2) feet from the curb and face the driveway.
  (3) Minimum size shall be 3-feet by 2-feet.
  (4) Indicate location of all buildings on the property.
  (5) Building numbers shall be a minimum of 3/8-inch in height.
  (6) Individual unit numbers shall be a minimum of 1/4-inch in height.
  (7) Lettering shall be a minimum of 1/2-inch in height.
  (8) Illuminated either internally or externally.

5.1.6 Ongoing Infrastructure Maintenance

Project Owner/Property Management Company shall be responsible for long-term funding and maintenance of internal private roads.

5.1.7 Pre-Construction Requirements

Prior to bringing lumber or combustible materials onto the Project site, site improvements within the active development area shall be in place, including utilities, operable fire hydrants, an approved, temporary roadway surface, and fuel modification zones established. These features will be approved by the fire department their designee prior to combustibles being brought on-site.

5.2 Ignition-Resistant Construction

All new structures will be constructed to Ventura County Building and Fire Code standards, and 2022 CBC/CFC standards (or then current edition). Each of the proposed dwelling units will comply with the enhanced ignition-resistant construction standards of the 2022 California Building Code, Chapter 7A. These requirements address roofs, eaves, exterior walls, vents, appendages, windows, and doors and result in hardened structures that have been proven to perform at high levels (resist ignition) during the typically short duration of exposure to burning vegetation from wildfires. (See Appendix D for specific Ignition-Resistant Construction Requirements.)

There are two primary concerns for structure ignition: 1) radiant and/or convective heat and 2) burning embers (NFPA 1144 2008, Ventura County Fire Protection District 2011, IBHS 2008, and others). Burning embers have been a focus of building code updates for at least the last decade, and new structures in the WUI built to these codes have proven to be very ignition resistant. Likewise, radiant and convective heat impacts on structures have been minimized through CBC Chapter 7A exterior fire ratings for walls, windows and doors. Additionally, provisions for modified fuel areas separating wildland fuels from structures have reduced the number of fuel-related structure losses. As such, most of the primary components of the layered fire protection system provided the project are required by VCFD and state codes, but are worth listing because they have been proven effective for minimizing structural vulnerability to wildfire and, with the inclusion of required interior sprinklers (required in the 2022 CBC and 2022 CFC updates), of extinguishing interior fires, should embers succeed in entering a structure. Even though these measures are now required by the latest Building and Fire Codes, at one time, they were used as mitigation measures for buildings in WUI areas, because they were known to reduce structure vulnerability to wildfire. These measures performed so well, they were adopted into the code. The following project features are required for new development in WUI areas and form the basis of the system of protection necessary to minimize structural ignitions as well as providing adequate access by emergency responders:

1. Application of Chapter 7A, ignition resistant building requirements
2. New class-A fire rated roof and associated assembly. With the proposed class-A fire rated roof, there will be attic or void spaces above the living spaces requiring ventilation to the outside environment. The attic spaces will require either ember-resistant roof vents or a minimum 1/16-inch mesh (smaller sizes restrict air flow) and shall not exceed 1/8-inch mesh for side ventilation (recommend BrandGuard, O'Hagin or similar vents). Minimum vent size is provided as smaller mesh may result in ventilation issues. All vents used for this project will be approved by VCFD.

3. Multi-pane glazing with a minimum of one tempered pane, fire-resistance rating of not less than 20 minutes when tested according to NFPA 257 (such as SaftiFirst, SuperLite 20-minute rated glass product), or be tested to meet the performance requirements of State Fire Marshal Standard 12-7A-2
4. Automatic, interior fire sprinkler system to code for all residential dwellings and attached garages.
5. Modern infrastructure, access roads, and water delivery system.

5.3 Fire Protection Systems

5.3.1 Water Supply

The Project will be served domestic water by Ventura Water. There are currently two water meters serving the property, a 4-inch agricultural meter and a 3/4-inch domestic meter. In March 2022, the water supplied to the agricultural meter was changed from non-potable to potable water by Ventura Water. Since that time the property owner has been paying potable water rates for irrigation even though the meter is still considered an agricultural meter. Since the site is outside of the City of Ventura, an Out of Area Service Agreement for water service will need to be approved by LAFCo. [18]

5.3.2 Hydrants

Hydrants shall be located along fire access roadways as determined by the VCFD (Standard 14.5.3) to meet operational needs on fire access roadways in compliance with Appendix C of the 2022 CFC (or then current edition) for multi-family residential. Fire hydrants will be consistent with applicable Design Standards.

5.3.3 Fire Sprinklers

All structures will be protected by an automatic, residential fire sprinkler system. Automatic fire sprinklers systems shall be in accordance with VCFD requirements and the applicable National Fire Protection Association (NFPA) standards. Fire sprinkler systems will be remotely supervised by an approved 24/7 central-station (NFPA 71). Fire sprinkler monitoring plans for each building will be submitted to VCFD for approval before installation.

5.4 Defensible Space and Vegetation Management

5.4.1 Defensible Space

Wildland-urban interface (WUI) fire protection requires a holistic approach, which includes the components of infrastructure and water, structural safeguards (addressed in this FPP), and adequate defensible space setbacks. This section provides defensible space details for the Project.

5.4.2 Fuel Modification Zone Requirements

A fuel modification zone (FMZ) is a strip of land where combustible vegetation has been removed and/or modified and partially or totally replaced with more adequately spaced, drought-tolerant, fire resistant plants in order to

[18] Project Summary, Jensen Design & Survey, 2025

provide a reasonable level of protection to structures from wildland fire. A typical landscape/fuel modification zone consists of a 100-foot-wide fuel management zone from each structure extending outward towards undeveloped areas.

Cohen (1995) performed structure ignition fire research studies that suggest, as a rule-of-thumb, larger flame lengths and widths require wider fuel modification zones to reduce structure ignition. For example, valid Structure Ignition Assessment Modeling results indicate that a 20-foot-high flame has minimal radiant heat to ignite a structure (bare wood) beyond 33 feet (horizontal distance). Whereas a 70-foot-high flame requires about 130 feet of clearance to prevent structure ignitions from radiant heat (Cohen and Butler 1996). For this fire study example, bare wood was used, which is more combustible unlike the exterior wall designs to be implemented on the proposed buildings.

Based on the Project's site plan, the Project site achieves 100 feet or more of FMZ, which consists of asphalt roadways and parking stalls, and a fully irrigated landscape. Due to less than 1,000 feet of separation between the two primary points of access for the Project, an additional 100 feet of FMZ will be provided as an additional fire protection measure. A total of 200 feet of FMZ is provided as discussed below.

The conceptual FMZ map is presented graphically for the Project in Figure 5 (Fuel Modification Zones). Vegetation management will also be implemented as an interim FMZ throughout the construction phases for each structure as there may be a period where the development is exposed to wildland fuels. FMZs will be implemented according to the VCFD requirements for the entire Project.

5.4.2.1 Fuel Modification Zone Standards

The purpose of this section is to document VCFD's requirements and make them available for reference. The applicable FMZ design features from VCFD Standard 515 include the following:

> A typical landscape/fuel modification installation consists of a 100-foot-wide fuel management zone from each structure extending outward towards undeveloped areas. The Project will be providing 200 feet of vegetation fuel modification and management. The fuel modification area is provided by the use of zones described below.[19]
>
> **ZONE 0 – Non-Combustible Zone 0-5 Feet.** Zone 0 extends 5 feet from structures, outbuildings, attached decks and stairs. The non-combustible zone is designed to prevent embers from igniting fires adjacent to structures, which even though generally small, can spread fire to a building or structure. Vegetation landscaping, natural fiber mulch, and other combustibles items are prohibited in this zone.
>
> **ZONE 1 – Transitional Area 5-30 Feet.** Zone 1 extends 5-30 feet from buildings and structures and reduces the likelihood of fire burning directly to the structure.
>
> Zone 1 is the intermediate zone that reduces the likelihood of fire burning directly to the structure. This is accomplished by modifying fuels and creating a discontinuity between planting groups that limits the pathways for fire to burn to the structure and reduces the potential for near-to-building

[19] Ventura County Fire Department, Guidelines 424 and 515

ember generation and radiant heat exposures. An additional purpose of this zone is to provide a defendable area for fire personnel to stage and take direct action.

ZONE 2 – Extended Zone 30-100 Feet. Zone 2 extends 30-100 feet from buildings or structures.

Zone 2 is the extended zone and is designed to reduce the potential behavior of an oncoming fire in such a way as to drop an approaching fire from the crown of trees to the ground, reducing the flame heights, and the potential for ember generation and radiant heat exposure to structures. Additional benefits of Zone 2 include facilitating direct defense actions and improving the function of Zones 0 and 1. Zone 2 is the area from the outer edge of Zone 1 to 100 feet from structures and decks.

ZONE 3 – Thinning Zone 100-200 Feet. Zone 3 is considered a thinning zone and is any FMZ greater than 100 feet from structures and decks.

When provided, either by conditions of development, voluntary by the property owner, or required by the Fire Department, this zone is more of a progressive thinning zone to lessen spread of fire as it approaches the primary FMZ adjacent to structures. The amount of fuel reduction and removal should take into consideration the type and density of fuels, aspect, topography, weather patterns, and fire history. Typical fuel reduction in Zone 3 is 50% thinning from 100 to 150 feet and 30% thinning from 150 to 200 feet.

5.4.2.2 Conceptual Fuel Modification Zone Description

The proposed FMZ occurs around the perimeter of the Project and will be 200 feet extending outward from buildings. All highly flammable native vegetation shall be removed or thinned in accordance with VCFD Standard 515. The landscaped areas of the FMZ will be planted with drought-tolerant, fire-resistant vegetation. The Project's plant palette will be approved by the VCFD. A permanent, automatic irrigation system will be installed within the irrigated portions of the FMZ to maintain hydrated plants. The interior landscaped areas of the Project will meet FMZ standards.

Proposed for the Project is a site-specific fuel modification zone program, described in detail below, with additional measures that are consistent with the intent of VCFD Standard 515. The Standard is consistent with Chapter 49 of the 2022 California Fire Code, Government Code 51175 – 51189, and Public Resources Code 4291, which require that fuel modification zones be provided around every building that is designed primarily for human habitation or use.

Zone 0 – Non-Combustible Zone: 0 to 5 feet from a structure.

- Non-combustible surface (pavement, concrete, decomposed granite, etc.) or other non-combustible materials. Combustible ground covers, such as mulch, wood chips, and natural or artificial turf are prohibited adjacent to structures. Storage of combustible materials and products is prohibited in this zone.

Zone 1 – Transitional Area: 5 to 30 feet from a structure.

- Zone 1 is applicable site wide and is an irrigated, limited planting area measured from the outermost edge of the structure outward to 30 feet (horizontal), or to the property line in all directions.

- Irrigated wet zone (water conserving irrigation systems with efficient drip emitters and “smart” controllers and use of California Friendly landscape concepts)
- Minimum 3-foot wide pathway shall be provided around and abutting any structures for firefighter access.
- No tree crowns within 10 feet of structures (at maturity)
- Tree spacing of a minimum 10 feet between crowns
- No tree limb encroachment within 10 feet of a structure or chimney, including outside barbecues or fireplaces
- Year-round maintenance
- Fire-resistive species composition
- No combustible fencing
- Landscape Plan prepared and submitted in compliance with this plan.

Zone 2 – Extended Zone: 30 to 100 feet from a structure.

- Zone 2 is applicable site wide and is an irrigated area measured horizontally from the outer edge of Zone 1 to 100 feet from the structure or property line, whichever is first.
- This zone includes ground cover and shrub plantings.
- Limited trees of a very fire resistive type and additional spacing.
- Trees spaced to allow a minimum 10-foot clearance to structure at full maturity.
- Zone 2 can be planted with slightly higher plant density than Zone 1 as long as landscape does not create any horizontal or vertical fuel ladders (e.g., fuel which can spread fire from ground to trees).

Zone 3 –Thinning Zone: 100 to 200 feet from a structure.

- Zone 3 is applicable east of the Project and adjacent to the Norway Tract (Valley Vista community) on the open space parcel and measured horizontally from the structures.
- This zone is a progressive thinning zone to lessen the spread of fire as it approaches the primary FMZ adjacent to structures.
- Selective thinning for fuel reduction ranges from 30% to 50% of native vegetation/fuels.

5.4.3 Road and Driveway Hazard Abatement

In accordance with VCFD standards, all roads and driveways within or adjacent to the Project site will be provided with roadside vegetative fuel modification, which includes complete clearing of all grass and brush to a distance of 10 feet on each side of all access roads and driveways.

5.4.4 Prohibited Plants

Certain plants are considered prohibited in the landscape due to characteristics that make them highly flammable. These characteristics can be physical (structure promotes ignition or combustion) or chemical (volatile chemicals increase flammability or combustion characteristics). The plants included in the Prohibited Plant List (Appendix E) are unacceptable from a fire safety standpoint and will not be planted on the Project site or allowed to establish opportunistically within fuel modification zones or landscaped areas.

5.4.5 Construction Phase Vegetation Management

Vegetation management requirements shall be implemented at commencement and throughout the construction phase. Vegetation management shall be performed pursuant to the FAHJ on all building locations prior to the start of work and prior to any import of combustible construction materials. Adequate fuel breaks shall be created around all grading, site work, and other construction activities in areas where there is flammable vegetation.

5.4.6 Annual Fuel Modification Zone Compliance Inspection

To confirm that the Project's FMZs and landscaped areas are being maintained according to VCFD standards and the provisions of this FPP, VCFD inspectors, or a mutually agreed upon third party, will perform an annual inspection. If the FMZ areas are not compliant, the property owner or management company will have a specified period to correct any noted issues so that a re-inspection can occur and certification of compliance can be achieved.

INTENTIONALLY LEFT BLANK

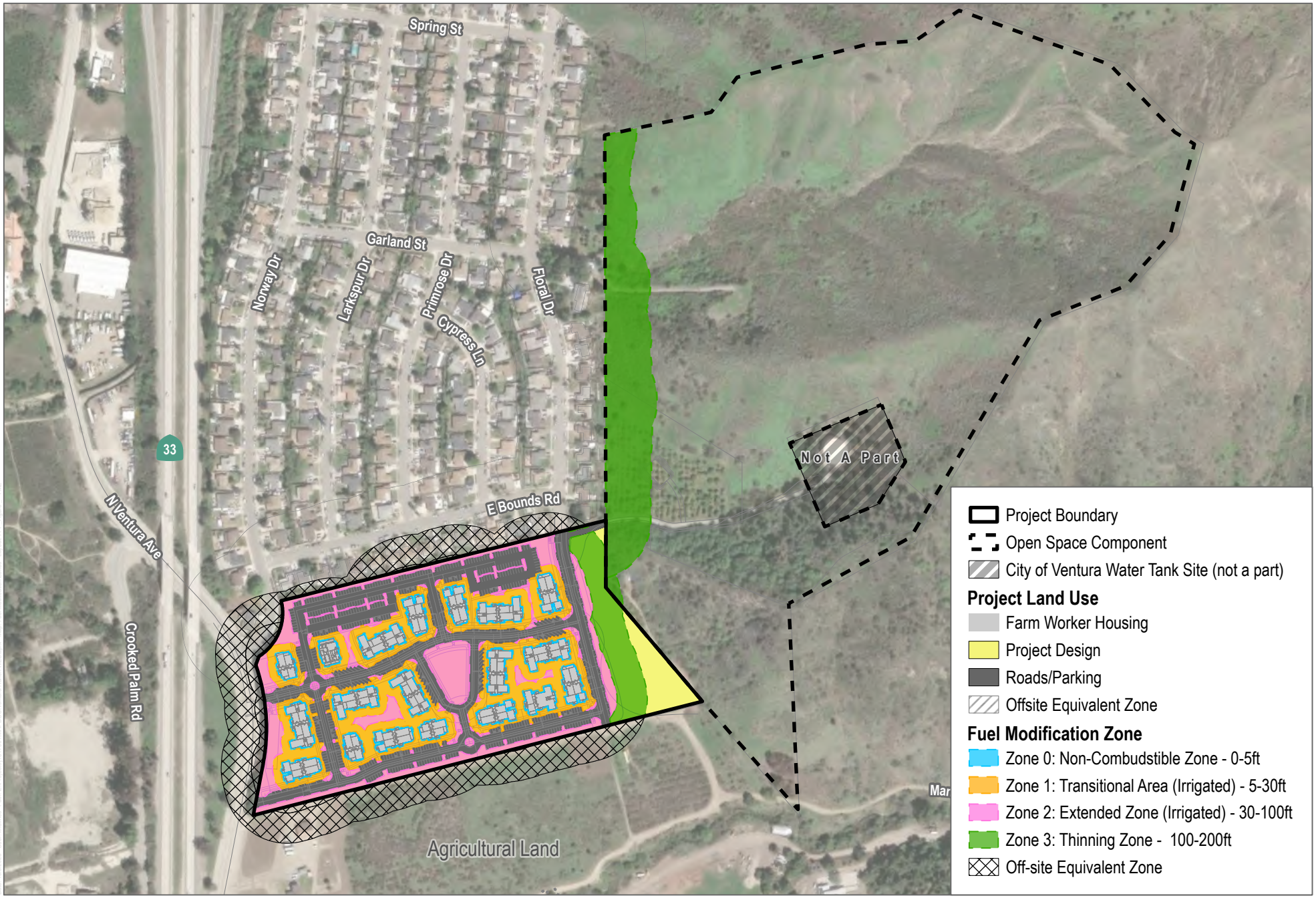

SOURCE: ESRI Aerial Imagery; County of Ventura 2023;

DUDEK

0 210 420 Feet

FIGURE 5

Fuel Modfication Zones

Ventura Ranch Project Fire Protection Plan

INTENTIONALLY LEFT BLANK

6 Wildfire Education Program

The residents of the Project will be provided a proactive educational component disclosing the potential wildfire risk and this report's requirements. This educational information must include maintaining the landscape and structural components according to the appropriate standards and embracing a "Ready, Set, Go"[20] stance on evacuation which involves the preparation of a Wildfire Action Plan for each household in the event evacuation is necessary. The VCFD provides basic wildfire safety information at: https://www.readyventuracounty.org/wildfire/.

> Ventura County utilizes a state-of-the-art emergency notification system to deliver time-sensitive emergency alerts in English and Spanish to areas within Ventura County where there is a threat to health and safety.[21]
>
> These messages may include, but are not limited to evacuation warnings or orders, severe weather advisories, community policing incidents, searches for missing at-risk individuals and public health alerts.
>
> VC Alerts can only be sent to locations within Ventura County. To receive alerts by phone, text, email, fax, TTY/TDD device, or numeric page for your home, work or loved one's location, register by one of the methods below:
>
> Internet: www.vcalert.org
> Email: vc.alert@ventura.org
> Phone: 805.648.9283

[20] Ready, Set, Go! https://s45897.pcdn.co/wp-content/uploads/2020/02/VCFD-RSG-Wildfire-Action-Plan-Booklet-2016.pdf
[21] Ready Ventura County https://www.readyventuracounty.org/vc-alert/

INTENTIONALLY LEFT BLANK

7 Recommendations

The fire protection measures are evaluated to provide at least equivalent protection based on the experience of the preparers of this report.

1. Construct all buildings in accordance with CBC Chapter 7A building code requirements.
2. Maintain two ingress/egress points on North Ventura Avenue and an emergency vehicle access (EVA) connection to Floral Drive in the Norway Tract / Valley Vista community to the north.
3. Install Fuel Modification Zones (FMZs) consisting of Zone 0, Zone 1, and Zone 2 fuel modification and vegetation management around the buildings and in the common areas of the Project (see Fuel Modification Plan).
4. Conduct FMZ inspections annually, performed by VCFD, the property manager, or a mutually agreed upon 3rd party to their satisfaction. This measure will ensure that the FMZs are functioning as intended.
5. Prepare a Construction Site Safety Plan and Fire Department Site Access Plan for each phase of development.
6. The Project developer, or successor owner, will retain ownership of the property as a rental community, with complete control and responsibility for all maintenance.

The fire protection challenges associated with a Fire Hazard Severity Zone (FHSZ) have been addressed in this plan. Compliance with applicable codes and VCFD standards has been documented. The fact that a project is proposed for an area designated as FHSZ does not indicate that an area or the project is not safe for development. It does indicate that specific fire protection features that minimize structure vulnerability will be required. The materials and construction methods for exterior wildfire exposure have been included in this plan and will be applied to the Project. Similarly, the required vegetation management and defensible space applicable to projects in a FHSZ have been included in the plan and will be applied to the Project.

INTENTIONALLY LEFT BLANK

8 Conclusion

This FPP for the Ventura Ranch Farmworker Housing project (Project) documents how the Project conforms with required fire and building codes. It also provides guidance for vegetation maintenance for the proposed FMZs and landscaped areas on the Project site. The requirements and recommendations provided in this FPP have been designed specifically for the Project. This analysis and its fire protection justifications are supported by fire science research, results from previous wildfire incidents, and fire agencies that have approved these concepts. The Project design features, asphalt roads and parking stalls, fully irrigated landscaping, and defensible space up to 200 feet from structures provides a reasonable level of safety for the Project.

Ultimately, it is the intent of this FPP to guide the fire protection efforts for the Project in a comprehensive manner. Implementation of the measures detailed in this FPP will reduce the risk of wildfire at the Project site and will improve the ability of firefighters to fight fires on the properties and protect property and neighboring resources, irrespective of the cause or location of ignition.

It must be noted that during extreme fire conditions, there are no guarantees that a given structure will not burn. Precautions and minimizing actions identified in this report are designed to reduce the likelihood that fire will impinge upon the Project assets or threaten its occupants or visitors. Additionally, there are no guarantees that fire will not occur in the area or that fire will not damage property or cause harm to persons or their property. Implementation of the required enhanced construction features provided by the applicable codes and the fuel modification requirements provided in this FPP will reduce the Project site's vulnerability to wildfire. It will also help accomplish the goal of this FPP to assist firefighters in their efforts to defend structures.

It is recommended that the Project maintain a conservative approach to fire safety. This approach must include maintaining the landscape and structural components according to the appropriate standards and embracing a "Ready, Set, Go!" stance on evacuation. The Project is not to be considered a shelter-in-place development. However, the fire agencies and/or law enforcement officials may, during an emergency, determine that it is safer to temporarily shelter residents or visitors on the Project site. When an evacuation is ordered, it will occur according to pre-established evacuation decision points or as soon as notice to evacuate is received. Fire is a dynamic and somewhat unpredictable occurrence; it is important for anyone living at the wildland-urban interface to educate themselves on practices that will improve safety.

INTENTIONALLY LEFT BLANK

9 List of Preparers

Project Manager

Michael Huff
Discipline Director
Dudek

Fire Protection Plan Preparer/Fire Behavior Modeling

Doug Nickles
Sr. Fire Protection Specialist
Dudek

Fire Protection Plan Preparer

Rob Ball
Fire Protection Planner V
Dudek

GIS/Computer Aided Design/Drafting

Stephanie Hanson-McKenzie
Geospatial Analyst II
Dudek

INTENTIONALLY LEFT BLANK

10 References (including references from Appendices)

Anderson, Hal E. 1982. Aids to Determining Fuel Models for Estimating Fire Behavior. USDA Forest Service Gen. Tech. Report INT-122. Intermountain Forest and Range Experiment Station, Ogden, Utah.

Andrews, P.L. 1980. Testing the fire behavior model. In Proceedings 6th conference on fire and forest meteorology. April 22–24, 1980. Seattle, WA: Society of American Foresters. Pp. 70–77.

Andrews, Patricia L., Collin D. Bevins, and Robert C. Seli. 2008. BehavePlus fire modeling system, version 3.0: User's Guide. Gen. Tech. Rep. RMRS-GTR-106 Ogden, UT: Department of Agriculture, Forest Service, Rocky Mountain Research Station. 132p.

FireFamily Plus 2008. http://www.firelab.org/project/firefamilyplus.

FRAP (Fire and Resource Assessment Program), 2007. California Department of Forestry and Fire Protection. http://frap.cdf.ca.gov/.

Gordon, Hazel and T. C. White. 1994. Ecological Guide to Southern California Chaparral Plant Series for Transverse and Peninsular Ranges: Angeles, Cleveland, and Riverside National Forests. USDA Forest Service Pacifica Southwest Region. R5-ECOL-TP-005. 162 p.

Keeley, J.E. and S.C. Keeley. 1984. Postfire recovery of California coastal sage scrub. The American Midland Naturalist 111:105-117.

Keeley, J.E. and C.J. Fotheringham. 2003. "Impact of Past, Present, and Future Fire Regimes on North American Mediterranean Shrublands." In *Fire and Climatic Change in Temperate Ecosystems of the Western Americas,* edited by T.T. Veblem, W.L. Baker, G. Montenegro, and T.W. Swetnam, 218–262. New York, New York: Springer-Verlag.

Linn, R. 2003. "Using Computer Simulations to Study Complex Fire Behavior." Los Alamos National Laboratory, MS D401. Los Alamos, NM.

Quarles, S.L. and F.C. Beall. 2002. Testing protocols and fire tests in support of the performance-based codes. In 'Proceedings of the California 2001 Wildfire Conference: 10 Years after the 1991 East Bay Hills Fire', 10-12 October 2001, Oakland, California. University of California, Forest Products Laboratory, Technical Report 35.01.462, pp. 64–73. Richmond, California.

Rothermel, Richard C. 1983. How to predict the spread and intensity of forest and range fires. GTR INT-143. Ogden, Utah: USDA Forest Service Intermountain Research Station.161 Rothermel, R.C., and G.C. Rinehart. 1983. "Field procedures for verification and adjustment of fire behavior predictions." Res. Pap. INT-142. Ogden, UT: U.S. Department of Agriculture, Forest Service, Intermountain Forest and Range Experiment Station. 25 p.

Rothermel, R.C., and G.C. Rinehart. 1983. "Field procedures for verification and adjustment of fire behavior predictions." Res. Pap. INT-142. Ogden, UT: U.S. Department of Agriculture, Forest Service, Intermountain Forest and Range Experiment Station. 25 p.

Scott, Joe H. and Robert E. Burgan. 2005. Standard fire behavior fuel models: a comprehensive set for use with Rothermel's surface fire spread model. Gen. Tech. Rep. RMRS-GTR-153. Fort Collins, CO: U.S. Department of Agriculture, Forest Service, Rocky Mountain Research Station. 72 p.

Sneeuwjagt, R.J., and W.H. Frandsen. 1977. "Behavior of experimental grass fires vs. predictions based on Rothermel's fire model." *Canadian Journal of Forest Resources*. 7:357–367.

Syphard A.D., and J.E. Keeley. 2016. "Historical Reconstructions of California Wildfires Vary by Data Source." *International Journal of Wildland Fire* 25(12):1221–1227. https://doi.org/10.1071/WF16050.

Weise, D.R. and J. Regelbrugge. 1997. Recent chaparral fuel modeling efforts. Prescribed Fire and Effects Research Unit, Riverside Fire Laboratory, Pacific Southwest Research Station. 5p.

World Wildlife Fund. 2022. California montane chaparral and woodlands. https://www.worldwildlife.org/ecoregions/na1203

Appendix A

Project Fuels Photo Series

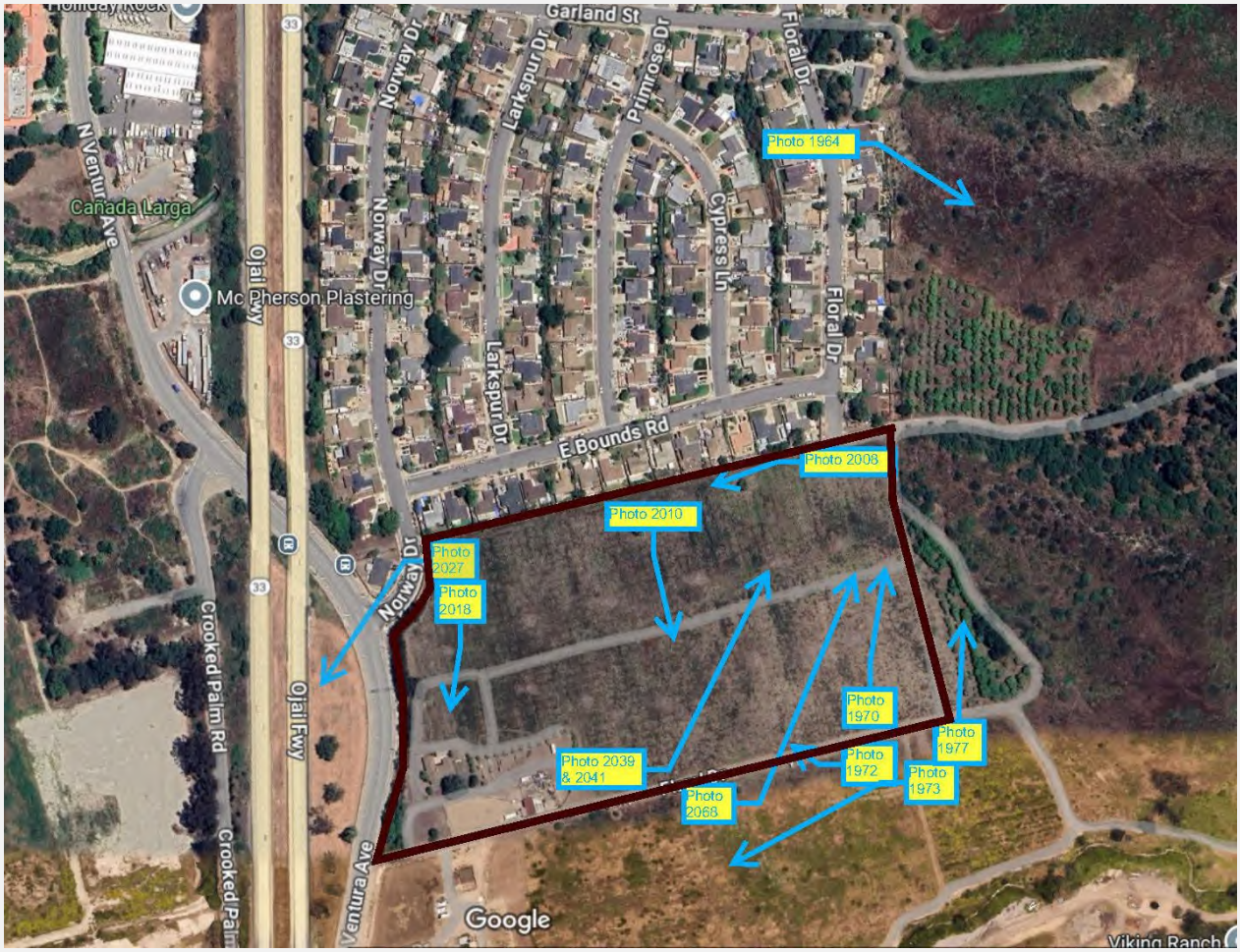

Photo Log Map.



Photo Number 1964. Northeastern portion of property behind houses along Floral Drive.



Photo Number 1970. Looking north along eastern project boundary.



Photo Number 1972. Looking west along southern project boundary.



Photo Number 1973. Looking southwest toward adjacent property south of project.



Photo Number 1977. Looking northeast toward eastern portion of property east of project boundary.



Photo Number 2008. Looking west along northern project boundary.



Photo Number 2010. Looking south across central portion of project site.



Photo Number 2018. Looking south along western property boundary.



Photo Number 2027. Looking southwest toward adjacent property west of project boundary.



Photo Number 2039. Looking northeast across central portion of project site.



Photo Number 2041. Looking northeast across central portion of project site toward eastern portion of property.



Photo Number 2068. Looking northeast across project site toward eastern portion of property.

INTENTIONALLY LEFT BLANK

Appendix B
Fire History Map

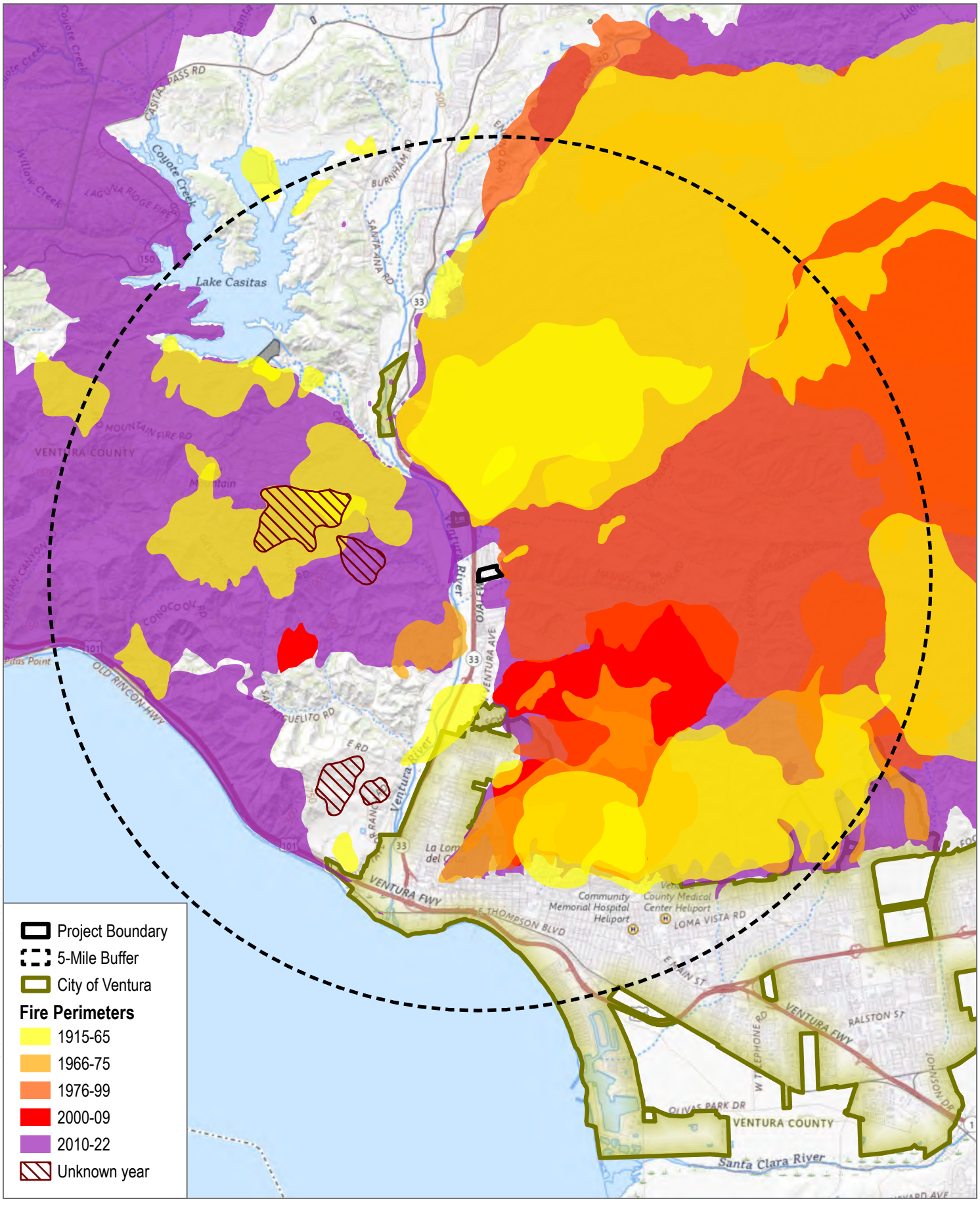

FIGURE 5

Fire History

Ventura Ranch WES

Appendix C

BehavePlus Fire Behavior Analysis

1 Fire Behavior Modeling

Background

Fire behavior modeling has been used by researchers for approximately 50+ years to predict how a fire will move through a given landscape (Linn 2003). The models have had varied complexities and applications throughout the years. One model has become the most widely used for predicting fire behavior on a given landscape. That model, known as "BEHAVE," was developed by the U. S. Government (USDA Forest Service, Rocky Mountain Research Station) and has been in use since 1984. Since that time, it has undergone continued research, improvements, and refinement. The current version, BehavePlus, V6, includes the latest updates incorporating years of research and testing. Numerous studies have been completed testing the validity of the fire behavior models' ability to predict fire behavior given site specific inputs. One of the most successful ways the model has been improved has been through post-wildfire modeling (Brown 1972, Lawson 1972, Sneeuwjagt and Frandsen 1977, Andrews 1980, Brown 1982, Rothermel and Rinehart 1983, Bushey 1985, McAlpine and Xanthopoulos 1989, Grabner, et. al. 1994, Marsden-Smedley and Catchpole 1995, Grabner 1996, Alexander 1998, Grabner et al. 2001, Arca et al. 2005). In this type of study, BehavePlus is used to model fire behavior based on pre-fire conditions in an area that recently burned. Real-world fire behavior, documented during the wildfire, can then be compared to the prediction results of BehavePlus and refinements to the fuel models incorporated, retested, and so on.

Fire behavior modeling includes a high level of analysis and information detail to arrive at reasonably accurate representations of how wildfire would move through available fuels on a given site. Fire behavior calculations are based on site specific fuel characteristics supported by fire science research that analyzes heat transfer related to specific fire behavior. Predicting wildland fire behavior is not an exact science. As such, the minute-by-minute movement of a fire will probably never be predictable, especially when considering the variable state of weather and the fact that weather conditions are typically estimated from forecasts made many hours before a fire. Nevertheless, field-tested and experienced judgment in assessing the fire environment, coupled with a systematic method of calculating fire behavior yields surprisingly accurate results. To be used effectively, the basic assumptions and limitations of fire behavior modeling applications must be understood.

1. First, it must be realized that the fire model describes fire behavior only in the flaming front. The primary driving force in the predictive calculations is the dead fuels less than 0.25 inches in diameter. These are the fine fuels that carry fire. Fuels greater than one inch have little effect, while fuels greater than three inches have no effect on fire behavior.
2. Second, the model bases calculations and descriptions on a wildfire spreading through surface fuels that are within six feet of the ground and contiguous to the ground. Surface fuels are often classified as grass, brush, litter, or slash.
3. Third, the software assumes that weather and topography are uniform. However, because wildfires almost always burn under non-uniform conditions, creating their own weather, length of projection period and choice of fuel model must be carefully considered to obtain useful predictions.
4. Fourth, fire behavior computer modeling systems are not intended for determining sufficient fuel modification zone/defensible space widths. However, it does provide the average length of the flames, which is a key element for determining defensible space distances for minimizing structure ignition.

Although BehavePlus has limitations, it can still provide valuable fire behavior predictions, which can be used as a tool in the decision-making process. In order to make reliable estimates of fire behavior, one must understand the relationship of fuels to the fire environment and be able to recognize the variations in these fuels. Natural fuels are made up of the various components of vegetation, both live and dead, that occur in a particular landscape. The type and quantity will depend upon soil, climate, geographic features, and fire history. The major fuel groups of grass, shrub, trees, and slash are defined by their constituent types and quantities of litter and duff layers, dead woody material, grasses and forbs, shrubs, regeneration, and trees. Fire behavior can be predicted largely by analyzing the characteristics of these fuels. Fire behavior is affected by seven principal fuel characteristics: fuel loading, size and shape, compactness, horizontal continuity, vertical arrangement, moisture content, and chemical properties.

2 Modeling Inputs

2.1 Fuels

The seven fuel characteristics help to define the 13 standard fire behavior fuel models (Anderson 1982). According to the model classifications, fuel models used for fire behavior modeling (BehavePlus) have been classified into four groups, based upon fuel loading (tons/acre), fuel height, and surface-to-volume ratio. Observation of the fuels in the field (on site) determines which fuel models should be applied in modeling efforts. The following describes the distribution of fuel models among general vegetation types for the standard 13 fuel models:

- Grasses Fuel Models 1 through 3
- Brush Fuel Models 4 through 7
- Timber Fuel Models 8 through 10
- Logging slash Fuel Models 11 through 13.

In addition, the aforementioned fuel characteristics were utilized in the recent development of 40 additional fire behavior fuel models (Scott and Burgan 2005) developed for refining use of the BehavePlus modeling system. These models attempt to improve the accuracy of the 13 standard fuel models outside of severe fire season conditions, and to allow for the simulation of fuel treatment prescriptions. The following describes the distribution of fuel models among general vegetation types for the 40 new fuel models:

- Non-burnable Models NB1, NB2, NB3, NB8, NB9
- Grass Models GR1 through GR9
- Grass shrub Models GS1 through GS4
- Shrub Models SH1 through SH9
- Timber understory Models TU1 through TU5
- Timber litter Models TL1 through TL9
- Slash blowdown Models SB1 through SB4.

For each fire behavior analyses, fuel model assignments are based on observed field conditions. As is customary for this type of analysis, the terrain and fuels directly adjacent to the proposed development are used for

determining flame lengths and fire spread. It is these fuels that would have the potential to affect a project's structures from a radiant and convective heat perspective, as well as from direct flame impingement.

Fuel beds, including grass, shrubs, timber and slash, may be observed on and adjacent to a proposed development. Often fuel types may produce flying embers that could affect a project; defenses can be built into a project design to minimize ember generation and potential impact. In most instances, various combinations of fuels are observed and the predominate fuel likely to carry the flaming front of a wildfire determined the fuel model selected.

Modeling of the site is also conducted for post-development recommendations for this project, including fuel treatment proposed as part of the site preparation and ongoing vegetation management. Fuel modification usually includes routine vegetation management around structures, improvements, alongside roadways, and infrastructure, as well as the project periphery.

2.2 Weather

Analyses are conducted for conservative, worst case, 90th percentile weather condition scenarios. Fuel moisture and wind speed information data is incorporated into the BehavePlus modeling runs. The input wind speed and direction is roughly an average surface wind at 20 feet above the vegetation over the analysis area.

2.3 Slope

Slope is a measure of angle in degrees from horizontal and can be presented in units of degrees or percent. Slope is important in fire behavior analysis as it affects the exposure of fuel beds. Additionally, fires burning uphill spread faster than those burning on flat terrain or downhill as uphill vegetation is pre-heated and dried in advance of the flaming front, resulting in faster ignition rates. For the BehavePlus analysis, slope values are determined by field observation and use of topographical data at the locations selected for each modeling scenario.

3 BehavePlus Analysis

To objectively predict flame lengths (Figure 1), spotting (Figure 2), intensities, and spread rates, the BehavePlus V6 fire behavior modeling system (Andrews, Bevins, and Seli 2004) is used in one or more modeling scenarios and incorporates observed fuel types representing the dominant vegetative fuels, slope gradients, and wind and fuel moisture values. Modeling scenario locations are selected to better understand different fire behavior that may be experienced on or adjacent to the site.

Fuel modification includes fuel treatment proposed as part of the site preparation and ongoing vegetation management. For modeling the post-development condition, fuel model assignments are re-classified for each scenario. The fuel treatments in usually result in noticeable reductions of both flame length and intensity.

It should be noted that the results (outputs) depict values based on inputs to the BehavePlus software. Changes in slope, weather, or pockets of different fuel types are not accounted for in this analysis, but models provide a worst-case wildfire condition as part of a conservative approach. Further, this modeling analysis assumes a

correlation between the site vegetation and fuel model characteristics. Model results should be used as a basis for planning only, as actual fire behavior for a given location will be affected by many factors, including unique weather patterns, small-scale topographic variations, or changing vegetation patterns.

The Fire Suppression Information in Table B-1 pertains to interpretation of flame length and fireline intensity as it relates to fire suppression efforts. Calculated flame lengths under 4.0 feet tall, fire fighters should be able to conduct a direct attack on the fire. [See Figure 3 for a chart representation.]

Table B-1. Fire Suppression Interpretation

Flame Length (ft)	Fireline Intensity (Btu/ft/s)	Interpretations
Under 4	Under 100	Fires can generally be attacked at the head or flanks by persons using hand tools. Hand line should hold the fire.
4 to 8	100-500	Fires are too intense for direct attack on the head by persons using hand tools. Hand line cannot be relied on to hold the fire. Equipment such as dozers, pumpers, and retardant aircraft can be effective.
8 to 11	500-1000	Fires may present serious control problems -- torching out, crowning, and spotting. Control efforts at the fire head will probably be ineffective.
Over 11	Over 1000	Crowning, spotting, and major fire runs are probable. Control efforts at head of fire are ineffective.

4 References

Alexander, M.E. 1998. Crown fire thresholds in exotic pine plantations of Australasia. Australian National University, Canberra, Australian Capital Territory. Ph.D. Thesis. 228p.

Anderson, Hal E. 1982. *Aids to Determining Fuel Models for Estimating Fire Behavior*. USDA Forest Service Gen. Tech. Report INT-122. Intermountain Forest and Range Experiment Station, Ogden, UT. http://www.fs.fed.us/rm/pubs_int/int_gtr122.pdf

Andrews, P.L. 1980. Testing the fire behavior model. In Proceedings 6th conference on fire and forest meteorology. April 22–24, 1980. Seattle, WA: Society of American Foresters. Pp. 70–77.

Andrews, Patricia L., Collin D. Bevins, and Robert C. Seli. 2008. BehavePlus fire modeling system, version 4.0: User's Guide. Gen. Tech. Rep. RMRS-GTR-106WWW Revised. Ogden, UT: Department of Agriculture, Forest Service, Rocky Mountain Research Station. 132p.

Brown, J.K. 1972. Field test of a rate-of-fire-spread model in slash fuels. USDA Forest Service Res. Pap. Int-116. 24 p.

Brown, J.K. 1982. Fuel and fire behavior prediction in big sagebrush. USDA Forest Service Res. Pap. INT-290. 10p.

Bushey, C.L. 1985. Comparison of observed and predicted fire behavior in the sagebrush/ bunchgrass vegetation-type. In J.N. Long (ed.), Fire management: The challenge of protection and use: Proceedings of a symposium. Society of American Foresters. Logan, UT. April 17–19, 1985. Pp. 187–201.

FireFamily Plus 2008. http://www.firelab.org/project/firefamilyplus.

Grabner, K., J. Dwyer, and B. Cutter. 1994. "Validation of Behave Fire Behavior Predictions in Oak Savannas Using Five Fuel Models." Proceedings from 11th Central Hardwood Forest Conference. 14 p.

Grabner, K.W. 1996. "Validation of BEHAVE fire behavior predictions in established oak savannas." M.S. thesis. University of Missouri, Columbia.

Grabner, K.W., J.P. Dwyer, and B.E. Cutter. 2001. "Fuel model selection for BEHAVE in midwestern oak savannas." *Northern Journal of Applied Forestry*. 18: 74–80.

Lawson, B.D. 1972. Fire spread in lodgepole pine stands. Missoula, MT: University of Montana. 110 p. thesis.

Linn, R. 2003. "Using Computer Simulations to Study Complex Fire Behavior." Los Alamos National Laboratory, MS D401. Los Alamos, NM.

Marsden-Smedley, J.B. and W.R. Catchpole. 1995. Fire behaviour modelling in Tasmanian buttongrass moorlands. II. Fire behaviour. *International Journal of Wildland Fire*. Volume 5(4), pp. 215–228.

McAlpine, R.S. and G. Xanthopoulos. 1989. Predicted vs. observed fire spread rates in Ponderosa pine fuel beds: a test of American and Canadian systems. In Proceedings 10th conference on fire and forest meteorology, April 17–21, 1989. Ottawa, Ontario. pp. 287–294.

Rothermel, Richard C. 1983. How to predict the spread and intensity of forest and range fires. GTR INT-143. Ogden, Utah: USDA Forest Service Intermountain Research Station.161 Rothermel, R.C., and G.C. Rinehart. 1983. "Field procedures for verification and adjustment of fire behavior predictions." Res. Pap. INT-142. Ogden, UT: U.S. Department of Agriculture, Forest Service, Intermountain Forest and Range Experiment Station. 25 p.

Rothermel, R.C., and G.C. Rinehart. 1983. "Field procedures for verification and adjustment of fire behavior predictions." Res. Pap. INT-142. Ogden, UT: U.S. Department of Agriculture, Forest Service, Intermountain Forest and Range Experiment Station. 25 p.

Scott, Joe H. and Robert E. Burgan. 2005. *Standard Fire Behavior Fuel Models: A Comprehensive Set for Use with Rothermel's Surface Fire Spread Model*. Gen. Tech. Rep. RMRS-GTR-153. Fort Collins, CO: U.S. Department of Agriculture, Forest Service, Rocky Mountain Research Station. 72 p.

Sneeuwjagt, R.J., and W.H. Frandsen. 1977. "Behavior of experimental grass fires vs. predictions based on Rothermel's fire model." *Canadian Journal of Forest Resources*. 7:357–367.

Weise, D.R. and J. Regelbrugge. 1997. Recent chaparral fuel modeling efforts. Prescribed Fire and Effects Research Unit, Riverside Fire Laboratory, Pacific Southwest Research Station. 5p.

Figure 1. Flame length



Figure 2. Factors affecting spotting

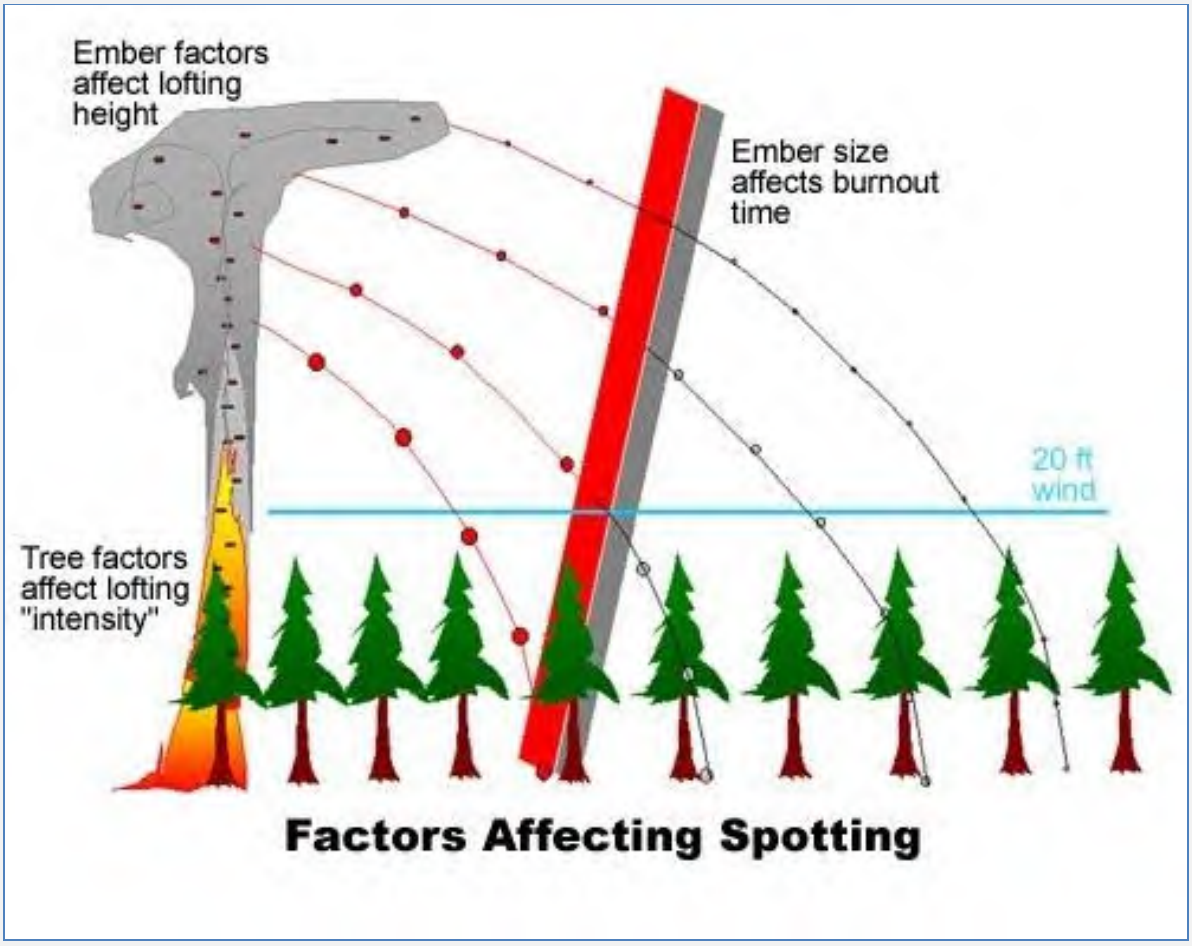

Figure 3. Fire Characteristics Chart

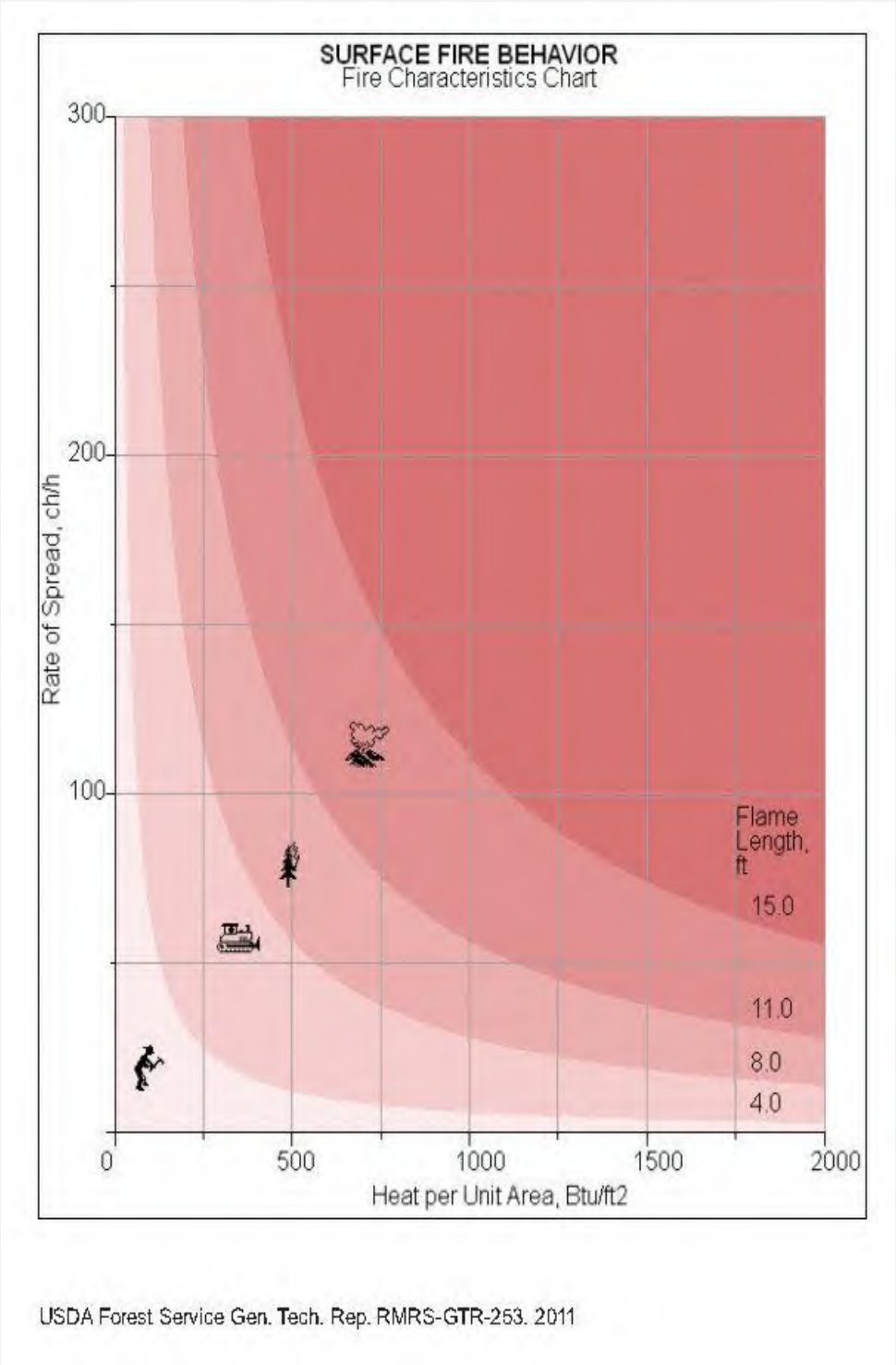

Appendix D

Ignition-Resistant Construction Requirements

As of the date of this fire protection plan, the following are the requirements for ignition resistant construction for The Proposed Project, including requirements under Chapter 7A of the California Building Code (CBC). In addition, exterior building construction including roofs, eaves, exterior walls, doors, windows, decks, and other attachments must meet the most current CBC Chapter 7A ignition resistance requirements at the time of building permit application.

1. All structures will be built with a Class A roof assembly, including a Class A roof covering. Roofs shall have a roofing assembly installed in accordance with its listing and the manufacturer's installation instructions.
2. Where the roof profile allows a space between the roof covering and roof decking, the spaces shall be constructed to prevent the intrusion of flames and embers, be fire stopped with approved materials or have one layer of minimum 72 pound mineral-surfaced non-perforated cap sheet complying with ASTM D 3909 installed over the combustible decking. However, openings on barrel tiles or similar roof coverings, must be fire stopped (bird stopped) with approved materials to prevent the accumulation of debris, bird nests, etc. between the tiles and decking material.
3. When provided, exposed valley flashings shall be not less than 0.019-inch (No. 26 galvanized sheet gage) corrosion-resistant metal installed over a minimum 36-inch-wide underlayment consisting of one layer of minimum 72 pound mineral-surfaced non-perforated cap sheet complying with ASTM D 3909 running the full length of the valley.
4. All rain gutters, downspouts and gutter hardware shall be constructed from metal or other non-combustible material to prevent wildfire ignition along eave assemblies.
5. All chimney, flue or stovepipe openings attached to a fireplace, stove, or other solid or liquid fuel burning equipment or device shall be equipped with an approved spark arrester. An approved spark arrester is defined as a device intended to prevent sparks from escaping into the atmosphere and constructed of nonflammable materials, having a 12-gauge minimum thicknesses with openings no greater than ½ inch, or other approved alternative material determined to provide equal or better protection. It shall be installed to be visible for the purposes of inspection and maintenance.
6. The exterior surface materials shall be non-combustible, including hard or ignition resistant, such as stucco. In all construction, exterior walls shall extend from the top of the foundation to the roof and terminate at 2-inch nominal solid blocking between rafters at all roof overhangs, or in the case of enclosed eaves, terminate at the enclosure.
7. All eaves, fascias, and soffits will be enclosed (boxed) with non-combustible materials. This shall apply to the entire perimeter of each structure. Eaves of heavy timber construction are not required to be enclosed as long as attic venting is not installed in the eaves. For the purposes of this section, heavy timber construction shall consist of a minimum of 4"x 6" rafter tails.
8. Paper-faced insulation shall be prohibited in attics or ventilated spaces.
9. Automatic interior fire sprinklers for commercial buildings shall be installed according to the National Fire Protection Association (NFPA) 13 requirements.
10. Roof vents, dormer vents, gable vents, foundation ventilation openings, ventilation openings in vertical walls, or other similar ventilation openings shall be louvered and covered with 1/16-inch, noncombustible, corrosion-resistant metal mesh or other approved material that offers equivalent protection.
11. Attic or foundation ventilation louvers or ventilation openings in vertical walls shall not exceed 144 square inches per opening and shall be covered with 1/16" inch mesh corrosion-resistant metal screen or other approved material that offers equivalent protection. Ventilation louvers and openings may be incorporated as part of access assemblies.

12. No attic ventilation openings or ventilation louvers shall be permitted in soffits, in eave overhangs, between rafters at eaves, or in other overhanging areas.
13. All fences and gate assemblies (fences, gates, and fence posts) attached or within five feet of a structure shall be of non-combustible material or pressure-treated exterior fire-retardant wood.
14. All projections (exterior balconies, decks, patio covers, unenclosed roofs and floors, and similar architectural appendages and projections) or structures less than five feet from a building shall be of non-combustible material, one-hour fire resistive construction on the underside, heavy timber construction, pressure-treated exterior fire- retardant wood or ignition resistant construction. When such appendages and projections are attached to exterior fire- resistive walls, they shall be constructed to maintain same fire-resistant standards as the exterior walls of the structure.
15. Accessory structures attached to buildings with habitable spaces and projections shall be in accordance with Chapter 7A of the CBC.
16. Detached accessory structures located less than 50 feet from a building containing habitable space shall be constructed in accordance with Chapter 7A of the CBC.
    - **Exception:** Accessory structures less than 120 square feet in floor area located at least 30 feet from a building containing a habitable space.
17. Exterior doors shall be approved non-combustible construction, solid core wood and shall conform to the performance requirements of standard SFM 12-7A-1 or shall be of approved noncombustible construction, or solid core wood having stiles and rails not less than 1⅜ inches thick with interior field panel thickness no less than 1¼ inches thick, or shall have a fire-resistance rating of not less than 20 minutes when tested according to National Fire Protection Association (NFPA) 252.
18. All glass or other transparent, translucent or opaque glazing materials, that is used in exterior windows, including skylights, or exterior glazed door assemblies shall be constructed of multipane glazing with one tempered pane meeting the requirements of Section 2406 (2016 CBC) Safety Glazing.
19. Vinyl window assemblies are deemed acceptable if the windows have the following characteristics:
    - Frame and sash are comprised of vinyl material with welded corners
    - Metal reinforcements in the interlock area
    - Glazed with insulating glass, annealed or tempered (one layer of which must be tempered glass).
    - Frame and sash profiles are certified in AAMA Lineal Certification Program.
    - Certified and labeled to ANSI/AAMA/NWWDA 101/LS2-97 for Structural Requirements.

Appendix E

Fuel Modification Zone Prohibited Plants List

Botanical Name	Common Name	Comment*
Trees		
Abies species	Fir	F
Agonis juniperina	Juniper Myrtle	F
Casuarina cunninghamiana	River She-Oak	F
Chamaecyparis species (numerous)	False Cypress	F
Cryptomeria japonica	Japanese Cryptomeria	F
Cupressocyparis leylandii	Leyland Cypress	F
Cupressus species *(C. fobesii, C. glabra, C. sempervirens,)*	Cypress (Tecate, Arizona, Italian, others)	F
Eucalyptus species (numerous)	Eucalyptus	F, I
Juniperus species (numerous)	Juniper	F
Lithocarpus densiflorus	Tan Oak	F
Melaleuca species *(M. linariifolia, M. nesophila, M. quinquenervia)*	Melaleuca (Flaxleaf, Pink, Cajeput Tree)	F, I
Picea (numerous)	Spruce	F
Palm species (numerous)	Palm	F, I
Pinus species *(P. brutia, P. canariensis, P. b. eldarica, P. halepensis, P. pinea, P. radiata, numerous others)*	Pine (Calabrian, Canary Island, Mondell, Aleppo, Italian Stone, Monterey)	F
Platycladus orientalis	Oriental arborvitae	F
Pseudotsuga menziesii	Douglas Fir	F
Tamarix species *(T. africana, T. aphylla, T. chinensis, T. parviflora)*	Tamarix (Tamarisk, Athel Tree, Salt Cedar, Tamarisk)	F, I
Taxodium species *(T. ascendens, T. distichum, T. mucronatum)*	Cypress (Pond, Bald, Monarch, Montezuma)	F
Taxus species *(T. baccata, T. brevifolia, T. cuspidata)*	Yew (English, Western, Japanese)	F
Thuja species *(T. occidentalis, T. plicata)*	Arborvitae/Red Cedar	F
Groundcovers, Shrubs and Vines		
Acacia species	Acacia	F, I
Adenostoma fasciculatum	Chamise	F
Adenostoma sparsifolium	Red Shanks	F
Agropyron repens	Quackgrass	F, I
Anthemis cotula	Mayweed	F, I
Arctostaphylos species	Manzanita	F
Arundo donax	Giant Reed	F, I
Artemisia species *(A. abrotanium, A. absinthium, A. californica, A. caucasica, A. dracunculus, A. tridentata, A. pynocephala)*	Sagebrush (Southernwood, Wormwood, California, Silver, True tarragon, Big, Sandhill)	F
Atriplex species (numerous)	Saltbush	F, I
Avena fatua	Wild Oat	F
Baccharis pilularis	Coyote Bush	F
Bambusa species	Bamboo	F, I
Bougainvillea species	Bougainvillea	F, I
Brassica species *(B. campestris, B. nigra, B. rapa)*	Mustard (Field, Black, Yellow)	F, I
Bromus rubens	Foxtail, Red brome	F, I

Botanical Name	Common Name	Comment*
Castanopsis chrysophylla	Giant Chinquapin	F
Cardaria draba	Hoary Cress	I
Cirsium vulgare	Wild Artichoke	F,I
Conyza bonariensis	Horseweed	F
Coprosma pumila	Prostrate Coprosma	F
Cortaderia selloana	Pampas Grass	F, I
Cytisus scoparius	Scotch Broom	F, I
Eriogonum species *(E. fasciculatum)*	Buckwheat (California)	F
Fremontodendron species	Flannel Bush	F
Heterotheca grandiflora	Telegraph Plant	F
Hordeum leporinum	Wild barley	F, I
Juniperus species	Juniper	F
Lactuca serriola	Prickly Lettuce	I
Larrea tridentata	Creosote bush	F
Lolium multiflorum	Ryegrass	F, I
Lonicera japonica	Japanese Honeysuckle	F
Mimulus aurantiacus	Sticky Monkeyflower	F
Miscanthus species	Eulalie Grass	F
Muhlenbergia species	Deer Grass	F
Nicotiana species *(N. bigelovii, N. glauca)*	Tobacco (Indian, Tree)	F, I
Pennisetum setaceum	Fountain Grass	F, I
Perovskia atroplicifolia	Russian Sage	F
Phoradendron species	Mistletoe	F
Pickeringia montana	Chaparral Pea	F
Rhus (R. diversiloba, R. laurina, R. lentii)	Sumac (Poison oak, Laurel, Pink Flowering)	F
Ricinus communis	Castor Bean	F, I
Rhus Lentii	Pink Flowering Sumac	F
Salvia species (numerous)	Sage	F, I
Salsola australis	Russian Thistle	F, I
Solanum Xantii	Purple Nightshade (toxic)	I
Silybum marianum	Milk Thistle	F, I
Thuja species	Arborvitae	F
Urtica urens	Burning Nettle	F

*F = flammable, I = Invasive

Notes:

1. Plants on this list that are considered invasive are a partial list of commonly found plants. There are many other plants considered invasive that should not be planted in a fuel modification zone and they can be found on The California Invasive Plant Council's Website www.cal-ipc.org/ip/inventory/index.php. Other plants not considered invasive at this time may be determined to be invasive after further study.
2. For the purpose of using this list as a guide in selecting plant material, it is stipulated that all plant material will burn under various conditions.
3. The absence of a particular plant, shrub, groundcover, or tree, from this list does not necessarily mean it is fire resistive.
4. All vegetation used in Fuel Modification Zones and elsewhere in this development shall be subject to approval of the Fire Code Official.
5. Landscape architects may submit proposals for use of certain vegetation on a project specific basis. They shall also submit justifications as to the fire resistivity of the proposed vegetation.